



## MONROE COUNTY BOARD OF ELECTIONS

39 WEST MAIN STREET • ROCHESTER, NEW YORK 14614 • (585) 753-1550  
TTD# 753-1544

THOMAS F. FERRARESE  
*COMMISSIONER*

DOUGLAS E. FRENCH  
*COMMISSIONER*

COLLEEN ANDERSON  
*DEPUTY COMMISSIONER*

NANCY L. LEVEN  
*DEPUTY COMMISSIONER*

OFFICIAL CANVASS  
OF THE  
BOARD OF CANVASSERS  
OF THE  
COUNTY OF MONROE

[www.monroecounty.gov/elections](http://www.monroecounty.gov/elections)

IN RELATION TO THE VOTES GIVEN AT THE **VILLAGE ELECTIONS** HELD ON THE TWENTIETH DAY OF MARCH, AND THE NINETEENTH DAY OF JUNE, THE **FEDERAL PRIMARY ELECTION** HELD ON THE TWENTY SIXTH DAY OF JUNE, THE **STATE AND LOCAL PRIMARY ELECTION** HELD ON THE THIRTEENTH DAY OF SEPTEMBER AND THE **GENERAL ELECTION** HELD IN SAID COUNTY ON THE SIXTH DAY OF NOVEMBER

2018

# CONTENTS

Canvass of Village Election Results .....	3
Canvass of June Federal Primary Election Results .....	4
Canvass of September Primary Election Results .....	5
Canvass of November General Election Results.....	14
Seventh Judicial District Results by County.....	19
Listing of Party Abbreviations Appearing in Canvass.....	21
Party Enrollment Graph .....	22

## **June 26, 2018 Federal Primary Election Results:**

Democratic – Representative in Congress – 25 <sup>th</sup> District .....	23
---	----

## **September 13, 2018 Primary Election Results:**

Democratic – Governor.....	33
Democratic – Lieutenant Governor.....	45
Democratic – Attorney General .....	57
Democratic – Member of Assembly – 136 <sup>th</sup> District .....	69
Democratic – Member of Assembly – 137 <sup>th</sup> District .....	73
Democratic – City Court Judge.....	77
Democratic – Commissioner of Schools.....	82
Republican – Member of Assembly – 133 <sup>rd</sup> District.....	87
Independence – Fairport Village Mayor.....	88
Independence – Fairport Village Trustee .....	89
Reform – Attorney General.....	90

## **November 6, 2018 General Election Results:**

Governor & Lieutenant Governor .....	102
Comptroller .....	140
Attorney General .....	178
United States Senator .....	206
State Supreme Court Justice – 7 <sup>th</sup> Judicial District.....	236
Representative in Congress – 25 <sup>th</sup> District – 2 Year Term.....	274
Representative in Congress – 25 <sup>th</sup> District – Unexpired Term .....	302
Representative in Congress – 27 <sup>th</sup> District.....	330
State Senator – 54 <sup>th</sup> District .....	333
State Senator – 55 <sup>th</sup> District .....	335
State Senator – 56 <sup>th</sup> District .....	343
State Senator – 59 <sup>th</sup> District .....	355
State Senator – 61 <sup>st</sup> District.....	356
State Senator – 62 <sup>nd</sup> District.....	360
Member of Assembly – 133 <sup>rd</sup> District.....	361
Member of Assembly – 134 <sup>th</sup> District .....	364
Member of Assembly – 135 <sup>th</sup> District.....	369
Member of Assembly – 136 <sup>th</sup> District.....	375

## CONTENTS

Member of Assembly – 137 <sup>th</sup> District.....	380
Member of Assembly – 138 <sup>th</sup> District.....	385
Member of Assembly – 139 <sup>th</sup> District.....	391
Family Court Judge.....	392
County Legislator – 1 <sup>st</sup> District (1 Year Term).....	446
City Court Judge.....	447
Commissioner of Schools (1 Year Term).....	453
Clarkson Town Justice.....	459
East Rochester Town Justice.....	460
Parma Town Justice.....	461
Parma Member of Town Council (3 Year Term).....	462
Parma Member of Town Council (1 Year Term).....	463
Riga Town Justice.....	464
Rush Town Justice.....	465
Sweden Town Justice.....	466
Fairport Village Offices.....	467
Voter Turnout - 2018 General Election.....	471
Party Enrollment by Age.....	489
Voter Registration 2001 - 2018.....	490
Party Enrollment by Gender.....	491
Party Enrollment by Location.....	492
Party Enrollment Trends.....	493
Voter Turnout General Elections 2004 - 2018.....	494
Voter Turnout History.....	495

**CANVASS OF VILLAGE ELECTION RESULTS**

We, Thomas F. Ferrarese and Douglas E. French, Board of Elections of the County of Monroe, having canvassed the votes cast at the following elections, do hereby certify that the candidates listed below received the votes set opposite their names:

**March 20, 2018**

**HILTON VILLAGE MAYOR**

Hilton First, Joseph M. Lee .....276 Votes

**HILTON VILLAGE TRUSTEE (VOTE FOR 2)**

People’s, Shannon Zabelny ..... 158 Votes  
Citizens, Larry W. Speer .....214 Votes  
Family Values, Andrew J. Fowler ..... 189 Votes

**PITTSFORD VILLAGE TRUSTEE - 1 YEAR TERM (VOTE FOR 1)**

Democratic, Dan Keating .....212 Votes  
Republican, David R. Ferris ..... 88 Votes  
Pittsford Village United, David R. Ferris .....82 Votes

**PITTSFORD VILLAGE PROPOSITION 1  
AUTHORIZING NOT-FOR-PROFIT ORGANIZATIONS TO CONDUCT  
GAMES OF CHANCE FOR CHARITABLE PURPOSES**

Yes .....305 Votes  
No.....57 Votes

**SCOTTSVILLE VILLAGE MAYOR**

Community First, Eileen M. Hansen .....362 Votes  
Scottsville 1st, Patrick Colville..... 70 Votes

**SCOTTSVILLE VILLAGE TRUSTEE – 4 YEAR TERM (VOTE FOR 2)**

Community First, Leslie L. Wagar .....272 Votes  
Village Advocate, Maggie Ridge .....201 Votes  
Scottsville Heritage, Christie L. Offen .....207 Votes

**SCOTTSVILLE VILLAGE TRUSTEE – 2 YEAR TERM (VOTE FOR 1)**

Community First, Kathleen A. Carl.....293 Votes  
Village Advocate, Camille Martina ..... 143 Votes

**June 19, 2018**

**BROCKPORT VILLAGE JUSTICE – 4 YEAR TERM (VOTE FOR 2)**

Revitalize Brockport, Christopher R. Martin.....92 Votes  
Revitalize Brockport, William G. Andrews, Jr. ....81 Votes

**CANVASS OF FEDERAL PRIMARY ELECTION RESULTS**

We, Thomas F. Ferrarese and Douglas E. French, Board of Elections of the County of Monroe, having canvassed the votes cast at the Federal Primary Election held in this state on the 26<sup>th</sup> day of June, 2018, do hereby certify that the following candidates received the votes set opposite their names:

**Democratic Party**

REPRESENTATIVE IN CONGRESS – 25<sup>TH</sup> DISTRICT

Joseph D. Morelle .....	16,245 Votes
Adam C. McFadden .....	6,103 Votes
Robin R. Wilt .....	6,158 Votes
Rachel A. Barnhart .....	7,003 Votes

**CANVASS OF PRIMARY ELECTION RESULTS**

We, Thomas F. Ferrarese and Douglas E. French, Board of Elections of the County of Monroe, having canvassed the votes cast at the September Primary Election held in this state on the 13<sup>th</sup> day of September, 2018, do hereby certify that the following candidates received the votes set opposite their names:

**Democratic Party**

**GOVERNOR**

Cynthia E. Nixon ..... 18,364 Votes  
Andrew M. Cuomo ..... 28,775 Votes

**LIEUTENANT GOVERNOR**

Kathy C. Hochul ..... 29,548 Votes  
Jumaane Williams..... 15,064 Votes

**ATTORNEY GENERAL**

Sean Patrick Maloney ..... 20,133 Votes  
Letitia A. James ..... 9,345 Votes  
Leecia R. Eve ..... 1,771 Votes  
Zephyr Teachout ..... 13,977 Votes

**MEMBER OF ASSEMBLY – 136<sup>TH</sup> DISTRICT**

Jamie L. Romeo ..... 6,621 Votes  
Todd P. Grady ..... 1,305 Votes  
Jaclyn Richard..... 2,695 Votes

**MEMBER OF ASSEMBLY – 137<sup>TH</sup> DISTRICT**

Ann C. Lewis ..... 3,398 Votes  
David F. Gantt..... 4,752 Votes

**CITY COURT JUDGE**

Michael C. Lopez..... 9,691 Votes  
Gil R. Perez..... 4,524 Votes

**COMMISSIONER OF SCHOOLS (VOTE FOR 2)**

Judith Davis ..... 6,840 Votes  
Beatriz B. LeBron ..... 7,810 Votes  
Melanie M. Funchess..... 6,489 Votes

MEMBER OF COUNTY COMMITTEE – 21<sup>ST</sup> LEGISLATIVE DISTRICT (VOTE FOR 4)  
ELECTION DISTRICT 3

Tammi Ra Herron .....	16 Votes
Tyrone R. Herron.....	13 Votes
Rosiland R. Brooks.....	22 Votes
Jean M. Cody .....	7 Votes
Thadus L. Harris .....	14 Votes
Leslie M. Rivera .....	28 Votes

ELECTION DISTRICT 5

Zakiyyah Wearen .....	17 Votes
James M. Wearen, Sr. ....	6 Votes
Diamonique A. Ballard.....	27 Votes
Jacqueline Wearen .....	17 Votes
Cheryl A. Wearen .....	11 Votes
Brenda C. Marshall.....	30 Votes
Machelle Loyd .....	15 Votes
Robert Kettles .....	16 Votes
Karla M. Santos .....	28 Votes
Kadeem D. Wearen.....	12 Votes

ELECTION DISTRICT 11

Luis Burgos.....	33 Votes
Salonda N. Palmer .....	26 Votes
Emmanuel R. Palmer .....	20 Votes
Keisha Mitchum.....	34 Votes
Johnnathan L. Martinez .....	24 Votes
Margaret Cusimano .....	20 Votes
Jacquelyn L. Grippe.....	22 Votes

ELECTION DISTRICT 13

Corine Charles .....	27 Votes
Robert W. Snyder, 3rd.....	14 Votes
Joel E. Kunkler .....	17 Votes
Elona M. Charles .....	25 Votes
Edna I. Smith .....	25 Votes
Brittney G. Davis .....	30 Votes
Lisa M. Vitale.....	23 Votes

ELECTION DISTRICT 16

Michael A. Bruce .....	19 Votes
Jessica L. Nash.....	14 Votes
Twanda G. McClary-Gray .....	20 Votes
Joyce A. Alexander.....	23 Votes
Aaron Nesmith .....	12 Votes
Jennifer L. Boutte .....	21 Votes
Belladira Valverde-Calderon .....	7 Votes
Jovany E. Martinez .....	9 Votes

ELECTION DISTRICT 18

Raquel Pedraza .....	24 Votes
Sammie H. Elam .....	19 Votes
Martin Pedraza .....	17 Votes
Bobbie Elam.....	16 Votes
Glenn W. Funchess .....	15 Votes
Maria R. Hawley .....	23 Votes
Trelawney K. McCoy .....	22 Votes
Malgarita M. Hernandez.....	18 Votes

ELECTION DISTRICT 19

Paris P. Appleberry .....	13 Votes
Victor M. Burgos .....	23 Votes
Gladys Pedraza-Burgos .....	18 Votes
Collette Kettles .....	20 Votes
Jose A. Cruz .....	21 Votes
Chester J. McGill .....	11 Votes

ELECTION DISTRICT 21

Marcos O. Cruz.....	17 Votes
Melanie M. Funchess.....	39 Votes
Sharniece A. Jackson .....	43 Votes
Deanna M. Martinez .....	28 Votes
Frances M. Grillo .....	14 Votes
Christopher JD Williams .....	28 Votes
Demeter S. Walker.....	25 Votes

ELECTION DISTRICT 22

Wallace R. Smith .....	31 Votes
Joseph M. Leathersich .....	22 Votes
Vivica L. Smith .....	47 Votes
Wanda A. Ridgeway .....	45 Votes
Rebecca Anne Leathersich .....	29 Votes
Jermaine S. Ridgeway .....	30 Votes
James S. Ridgeway .....	23 Votes



MEMBER OF COUNTY COMMITTEE – 25<sup>TH</sup> LEGISLATIVE DISTRICT (VOTE FOR 4)  
ELECTION DISTRICT 4

Latongia R. Nelson .....	20 Votes
Marcella Cunningham.....	16 Votes
Vidalina Figueroa .....	17 Votes
Miriam Rodriguez.....	19 Votes
Kyle R. Crandall .....	12 Votes

ELECTION DISTRICT 6

Lomax R. Campbell.....	24 Votes
Tangela L. Perry .....	29 Votes
Michael A. Holmes .....	24 Votes
Renita A. Knight.....	33 Votes
Alvina S. Manning .....	25 Votes
Ashley N. Campbell .....	35 Votes
Robert C. King.....	14 Votes
Akilah Roberts.....	31 Votes

ELECTION DISTRICT 9

Brooke C. Thomas .....	16 Votes
Shawn P. Dunwoody.....	23 Votes
Willie J. Lightfoot, Jr. ....	33 Votes
Michael D. Poole .....	8 Votes
Precious U. Lightfoot .....	19 Votes
Brittany L. Hale .....	12 Votes

ELECTION DISTRICT 10

Maryelizabeth Doucette.....	46 Votes
Xavier A. Holiday.....	40 Votes
Mary L. Robinson .....	47 Votes
Alex J. Koroleski .....	28 Votes
Tara Y. Wilson .....	43 Votes
Carla A. Carey .....	35 Votes

ELECTION DISTRICT 11

Sierra L. Strong.....	16 Votes
Alberta Collier .....	19 Votes
Edward N. Kinlock .....	8 Votes
Cinnamon V. Nolley.....	11 Votes
Gladys M. Wolsky .....	7 Votes
Monica L. Hanks .....	14 Votes
Rickey L. King.....	14 Votes
Willie J. Lightfoot.....	40 Votes

ELECTION DISTRICT 13

Miriam Cortes .....	14 Votes
Tina L. Cummings .....	23 Votes
Calvin Lee .....	22 Votes
Theresa Harris.....	30 Votes
Stephen R. Carr .....	5 Votes
Ronald D. Phelps .....	15 Votes
Paulette P. McEwen.....	16 Votes
Katherine A. Matthews.....	22 Votes

ELECTION DISTRICT 20

Tamika L. Jackson.....	13 Votes
Beatriz B. LeBron.....	12 Votes
Staria C. Simmons .....	3 Votes
Paul E. Hypolite.....	7 Votes
Gina M. Gonzalez .....	11 Votes
Beatrice Simmons .....	6 Votes
Khadija K. Yawn .....	6 Votes
Sharyn K. Achille .....	5 Votes

ELECTION DISTRICT 29

Marne R. Brady.....	14 Votes
Ann M. Saunders .....	17 Votes
Ravi H. Mangla .....	16 Votes
Jason A. Valenti.....	6 Votes
Lauren K. Valenti .....	17 Votes
Pamela M. Watson .....	16 Votes

MEMBER OF COUNTY COMMITTEE – 26<sup>TH</sup> LEGISLATIVE DISTRICT (VOTE FOR 4)  
ELECTION DISTRICT 3

Caesar Carbonell.....	13 Votes
Julie M. Polizzi .....	21 Votes
Quiana D. Joseph .....	15 Votes
Kabutey Ocansey .....	9 Votes
Peter T. Saxe .....	9 Votes

ELECTION DISTRICT 6

Evelyn S. Shepard.....	25 Votes
Vera Mae Jones.....	21 Votes
Teronce Lavon Holiday .....	14 Votes
Briana N. Chamberlain .....	25 Votes
Tommie Louise Parker .....	8 Votes
Maureen E. Shepard .....	18 Votes
Jacqueline W. Morgan.....	21 Votes

ELECTION DISTRICT 7

Thomas J. Borrelli .....	26 Votes
Edna M. Perez.....	26 Votes
Lorna J. Kerr.....	20 Votes
Albertha Jenkins .....	22 Votes
Winston A. Kerr .....	15 Votes
Andreas M. Rau .....	10 Votes
James R. Huff .....	15 Votes

ELECTION DISTRICT 9

Sarah H. Clark.....	32 Votes
Dolores R. Celli .....	27 Votes
Talisha M. Boose .....	25 Votes
Shineque R. Boose.....	20 Votes
Jamila M. Smith .....	26 Votes
Tynise Y. Edwards .....	23 Votes

ELECTION DISTRICT 15

Bridget A. Monroe.....	54 Votes
Robert J. Ebert, Jr. ....	34 Votes
Karla R. Bisbee-McGill .....	38 Votes
David K. Ahl.....	28 Votes
Barry W. Miles .....	22 Votes
Darlene M. Kelly .....	46 Votes

MEMBER OF COUNTY COMMITTEE – 28<sup>TH</sup> LEGISLATIVE DISTRICT (VOTE FOR 4)  
ELECTION DISTRICT 2

Sirena D. Cotton.....	24 Votes
Melvin L. James.....	15 Votes
Martha L. Maxwell .....	24 Votes
Catherine Wilson-Gross.....	24 Votes
Thomas J. Maloney .....	13 Votes
Jennifer A. Maloney .....	18 Votes
Candi T. Williams .....	19 Votes

ELECTION DISTRICT 4

Dwayne A. McGriff.....	16 Votes
Joseph G. Ladelfa .....	6 Votes
Charles R. Clifford .....	7 Votes
Bruce Wilder.....	13 Votes
Patricia A. Lucas .....	14 Votes
Lauren A. Jillson .....	6 Votes
Hyacinth Jackson .....	11 Votes

ELECTION DISTRICT 6

Margaret M. Porter .....	47 Votes
Robert J. Stevenson.....	54 Votes
Enrica M. Fleming .....	52 Votes
Lia M. Buckert.....	30 Votes
Donna M. Harris .....	45 Votes
Susan P. Barnhart .....	53 Votes

ELECTION DISTRICT 9

Kristy A. Jackson.....	22 Votes
Erica T. Rose-Lopez .....	29 Votes
Jessica Vega .....	27 Votes
Jerry Capers .....	11 Votes
Lisa A. Partee .....	12 Votes
Corey L. Tanksley .....	14 Votes
Gina M. Jennings .....	16 Votes
Felix Torres, Jr.....	17 Votes

ELECTION DISTRICT 12

Courtney N. Nesmith.....	24 Votes
Melvin T. Cunningham.....	17 Votes
Patrick T. Dutton .....	15 Votes
Timothy C. Piatt.....	17 Votes
Michael L. Mason .....	20 Votes

ELECTION DISTRICT 13

Robert S. Oliver .....	14 Votes
Bonnie L. Coleman.....	20 Votes
Frank Keophetlasy .....	21 Votes
Somboune Keophetlasy, Jr. ....	19 Votes
Sherry R. Reyome.....	16 Votes
Crystal A. Zaffuto .....	11 Votes

ELECTION DISTRICT 14

Joan B. Hildebrand .....	25 Votes
Lily A. Williams .....	25 Votes
Vincent S. Traywick-Gibble .....	26 Votes
Robert E. Bramlet .....	17 Votes
Lashay K. Williams .....	28 Votes
Travis Traywick-Gibble .....	16 Votes

ELECTION DISTRICT 16

Renita R. Graves .....	21 Votes
Tyra J. Barton .....	26 Votes
Narseary Harris .....	19 Votes
Claire M. Golden .....	14 Votes
Kimberly Yvonne McCray .....	22 Votes

ELECTION DISTRICT 17

Katrina Green.....	3 Votes
Richard Sizer.....	1 Vote
Royce M. Entner .....	0 Votes
Tonya N. Dickerson.....	2 Votes
Charles M. Nesmith .....	1 Vote
Camille H. Wilson .....	2 Votes

ELECTION DISTRICT 18

Dominique M. Wilcox.....	29 Votes
Maureen M. Rockey.....	18 Votes
Paul Harkin .....	15 Votes
Kenneth C. Sayres.....	18 Votes
Latoya R. Campbell.....	29 Votes
Yolanda P Sayres .....	27 Votes

ELECTION DISTRICT 22

Viengsavanh Soumphonphakdy.....	7 Votes
Elizabeth A. Murphy.....	14 Votes
Sabrina A. Johnson .....	18 Votes
Patsy Robertson .....	12 Votes
Roslyn D. Astacio .....	11 Votes

MEMBER OF COUNTY COMMITTEE – TOWN OF IRONDEQUOIT (VOTE FOR 4)  
ELECTION DISTRICT 14

Eric T. Brown.....	28 Votes
Corinne M. Guinane-Wightman .....	35 Votes
George B. Bauer.....	18 Votes
Bernard J. Parker.....	28 Votes
Gina B. Bauer .....	42 Votes
Kenneth B. MacDonald .....	30 Votes

**Republican Party**

MEMBER OF ASSEMBLY – 133<sup>RD</sup> DISTRICT

Joe Errigo ..... 458 Votes  
Marjorie L. Byrnes..... 750 Votes

**Independence Party**

FAIRPORT VILLAGE MAYOR

Frederick H. May..... 20 Votes  
Opportunity To Ballot – Julie Domaratz..... 22 Votes

FAIRPORT VILLAGE TRUSTEE (VOTE FOR 2)

Kenneth G. Rohr..... 19 Votes  
Timothy J. Slisz..... 38 Votes  
Opportunity To Ballot – Matt Brown..... 23 Votes

**Reform Party**

ATTORNEY GENERAL

Nancy B. Sliwa ..... 343 Votes  
Mike Diederich ..... 190 Votes  
Christopher B. Garvey ..... 136 Votes

**CANVASS OF GENERAL ELECTION RESULTS**

We, Thomas F. Ferrarese and Douglas E. French, Board of Elections of the County of Monroe, having canvassed the votes cast at the General Election held in this state on the 6<sup>th</sup> day of November, 2018, hereby certify that the following candidates received the votes set opposite their names:

**GOVERNOR AND LIEUTENANT GOVERNOR**

Democratic-Working Families-Independence-Women’s Equality,  
Andrew M. Cuomo & Kathy C. Hochul ..... 143,110 Votes  
Republican-Conservative-Reform, Marc Molinaro & Julie Killian..... 118,909 Votes  
Green, Howie Hawkins & Jia Lee ..... 4,392 Votes  
SAM, Stephanie A. Miner & Michael J. Volpe..... 4,161 Votes  
Libertarian, Larry Sharpe & Andrew C. Hollister ..... 9,540 Votes

**COMPTROLLER**

Democratic-Working Families-Independence-Women’s Equality-Reform,  
Thomas P. DiNapoli..... 172,909 Votes  
Republican-Conservative, Jonathan Trichter..... 99,579 Votes  
Green, Mark Dunlea..... 3,205 Votes  
Libertarian, Cruger E. Gallaudet ..... 2,653 Votes

**ATTORNEY GENERAL**

Democratic-Working Families-Independence, Letitia A. James ..... 154,243 Votes  
Republican-Conservative, Keith Wofford ..... 114,679 Votes  
Green, Michael Sussman..... 3,146 Votes  
Reform, Nancy B. Sliwa..... 1,082 Votes  
Libertarian, Christopher B. Garvey ..... 3,210 Votes

**UNITED STATE SENATOR**

Democratic-Working Families-Independence-Women’s Equality, Kirsten E. Gillibrand ..... 174,788 Votes  
Republican-Conservative-Reform, Chele Chiavacci Farley ..... 105,198 Votes

**STATE SUPREME COURT JUSTICE – 7<sup>th</sup> JUDICIAL DISTRICT**

*(Vote for 2)*

Democratic-Working Families, Christopher S. Ciaccio ..... 142,797 Votes  
Democratic, Patricia E. Gallaher ..... 135,469 Votes  
Republican-Conservative-Independence, Ann Marie Taddeo ..... 132,286 Votes  
Republican-Conservative-Working Families-Independence, Vicki Argento..... 129,467 Votes

REPRESENTATIVE IN CONGRESS – 25<sup>th</sup> DISTRICT – 2 YEAR TERM

Democratic-Working Families-Independence-Women’s Equality, Joseph D. Morelle ..... 159,244 Votes  
Republican-Conservative-Reform, Jim Maxwell ..... 110,736 Votes

REPRESENTATIVE IN CONGRESS – 25<sup>th</sup> DISTRICT – UNEXPIRED TERM

Democratic-Working Families-Independence-Women’s Equality, Joseph D. Morelle ..... 149,937 Votes  
Republican-Conservative-Reform, Jim Maxwell ..... 105,621 Votes

REPRESENTATIVE IN CONGRESS – 27<sup>th</sup> DISTRICT

Democratic-Working Families-Women’s Equality, Nathan D. McMurray ..... 6,080 Votes  
Republican-Conservative-Independence, Chris Collins ..... 5,829 Votes  
Reform, Larry Piegza ..... 206 Votes

STATE SENATOR – 54<sup>th</sup> DISTRICT

Democratic-Working Families-Women’s Equality, Kenan S. Baldrige ..... 8,671 Votes  
Republican-Conservative-Independence-Reform, Pamela A. Helming..... 11,432 Votes

STATE SENATOR – 55<sup>th</sup> DISTRICT

Democratic, Jen Lunsford ..... 56,468 Votes  
Republican-Conservative-Independence-Reform, Rich Funke..... 54,100 Votes

STATE SENATOR – 56<sup>th</sup> DISTRICT

Democratic-Working Families-Women’s Equality, Jeremy A. Cooney ..... 42,497 Votes  
Republican-Conservative-Independence-Reform, Joseph E. Robach..... 53,091 Votes

STATE SENATOR – 59<sup>th</sup> DISTRICT

Republican-Conservative-Independence-Reform, Patrick M. Gallivan..... 10,719 Votes

STATE SENATOR – 61<sup>st</sup> DISTRICT

Democratic-Working Families-Women’s Equality, Joan Elizabeth Seamans ..... 14,090 Votes  
Republican-Conservative-Independence-Reform, Michael H. Ranzenhofer ..... 9,721 Votes



STATE SENATOR – 62<sup>nd</sup> DISTRICT

Republican-Conservative-Independence-Reform, Robert G. Ortt ..... 8,692 Votes  
Green, Peter A. Diachun ..... 1,564 Votes

MEMBER OF ASSEMBLY – 133<sup>rd</sup> DISTRICT

Democratic-Working Families-Women’s Equality, Barbara A. Baer..... 12,470 Votes  
Republican-Conservative, Marjorie L. Byrnes ..... 10,130 Votes  
Independence-Reform, Joe Errigo ..... 455 Votes

MEMBER OF ASSEMBLY – 134<sup>th</sup> DISTRICT

Republican-Conservative-Independence-Reform, Peter A. Lawrence ..... 37,758 Votes

MEMBER OF ASSEMBLY – 135<sup>th</sup> DISTRICT

Democratic-Working Families-Women’s Equality, Andrew G. Gilchrist ..... 30,639 Votes  
Republican-Conservative-Independence-Reform, Mark C. Johns..... 33,542 Votes

MEMBER OF ASSEMBLY – 136<sup>th</sup> DISTRICT

Democratic-Working Families-Independence-Women’s Equality, Jamie L. Romeo ..... 38,737 Votes

MEMBER OF ASSEMBLY – 137<sup>th</sup> DISTRICT

Democratic, David F. Gantt ..... 22,825 Votes

MEMBER OF ASSEMBLY – 138<sup>th</sup> DISTRICT

Democratic-Working Families-Independence-Women’s Equality, Harry B. Bronson ..... 29,012 Votes  
Republican-Conservative-Reform, Patsy A. Iacovangelo..... 14,597 Votes

MEMBER OF ASSEMBLY – 139<sup>th</sup> DISTRICT

Republican-Conservative-Independence-Reform, Stephen M. Hawley ..... 9,396 Votes  
Libertarian, Mark E. Glogowski ..... 1,271 Votes

FAMILY COURT JUDGE

*(Vote for 2)*

Democratic-Working Families-Women’s Equality, Fatimat O. Reid .....	135,102 Votes
Democratic-Working Families-Women’s Equality, Zuleika Z. Shepard .....	131,104 Votes
Republican-Conservative-Independence-Reform, Alecia J. Mazzo .....	135,350 Votes
Republican-Conservative-Independence-Reform, Nicole E. Bayly .....	134,183 Votes

COUNTY LEGISLATOR – 1<sup>st</sup> DISTRICT – 1 YEAR TERM

Democratic-Women’s Equality, Michelle M. Ames.....	3,924 Votes
Republican-Conservative-Independence-Reform, Ed Wilt .....	6,881 Votes

CITY COURT JUDGE

Democratic-Working Families, Michael C. Lopez.....	43,741 Votes
--	--------------

COMMISSIONER OF SCHOOLS – 1 YEAR TERM

*(Vote for 2)*

Democratic, Judith Davis .....	39,870 Votes
Democratic-Working Families, Beatriz B. LeBron .....	40,113 Votes

CLARKSON TOWN JUSTICE

Republican-Conservative-Independence-Reform, Christopher T. Wilcox .....	2,245 Votes
--	-------------

PARMA TOWN JUSTICE

Republican-Conservative-Independence, Daniel W. Barlow .....	5,353 Votes
--	-------------

PARMA MEMBER OF TOWN COUNCIL – 3 YEAR TERM

Republican-Conservative-Independence, Linda M. Judd.....	5,342 Votes
--	-------------

PARMA MEMBER OF TOWN COUNCIL – 1 YEAR TERM

Republican-Conservative-Independence, G. Blake Keller .....	5,282 Votes
---	-------------

RIGA TOWN JUSTICE

Republican-Conservative-Independence-Reform, Richard E. Stowe .....	2,346 Votes
---	-------------

RUSH TOWN JUSTICE

Republican-Conservative-Independence, Michael J. Tallon ..... 1,497 Votes

SWEDEN TOWN JUSTICE

Republican-Conservative-Independence-Reform, Robert P. Connors..... 3,126 Votes

EAST ROCHESTER TOWN JUSTICE

*(Vote for 2)*

Democratic-Independence, Dennis J. Greco..... 1,588 Votes

Republican-Conservative-Independence-Reform, Amy L. Monachino..... 1,512 Votes

FAIRPORT VILLAGE MAYOR

Democratic-Working Families-Independence-Women’s Equality, Julie M. Domaratz..... 1,660 Votes

Republican-Conservative-Reform, Frederick H. May ..... 1,210 Votes

FAIRPORT VILLAGE TRUSTEE

*(Vote for 2)*

Democratic-Working Families-Independence-Women’s Equality, Matthew J. Brown ..... 1,804 Votes

Democratic-Working Families-Independence, Timothy J. Slisz ..... 2,009 Votes

Republican-Conservative-Reform, Kenneth G. Rohr ..... 1,206 Votes

FAIRPORT VILLAGE JUSTICE

Republican-Conservative-Independence-Reform, Vincent M. Barone ..... 2,163 Votes

**SEVENTH JUDICIAL DISTRICT  
RESULTS OF NOVEMBER 6, 2018 GENERAL ELECTION BY COUNTY**

**Christopher S. Ciaccio**

---

<u>County</u>	<u>Democrat</u>	<u>Working Families</u>
Cayuga	10,704	718
Livingston	7,926	562
Monroe	135,301	7,496
Ontario	16,935	923
Seneca	4,202	303
Steuben	9,743	694
Wayne	9,511	700
Yates	2,535	154
	-----	-----
Totals	196,857	11,550

**Patricia E. Gallaher**

---

<u>County</u>	<u>Democrat</u>
Cayuga	10,668
Livingston	8,057
Monroe	135,469
Ontario	17,161
Seneca	4,417
Steuben	10,182
Wayne	9,735
Yates	2,717
	-----
Totals	198,406

**Ann Marie Taddeo**

---

<u>County</u>	<u>Republican</u>	<u>Conservative</u>	<u>Independence</u>
Cayuga	12,265	1,844	655
Livingston	12,656	1,984	553
Monroe	105,129	19,842	7,315
Ontario	20,621	3,172	1,100
Seneca	5,526	680	378
Steuben	19,200	1,776	645
Wayne	16,687	3,007	857
Yates	4,190	553	153
	-----	-----	-----
Totals	196,274	32,858	11,656

**Vicki Argento**

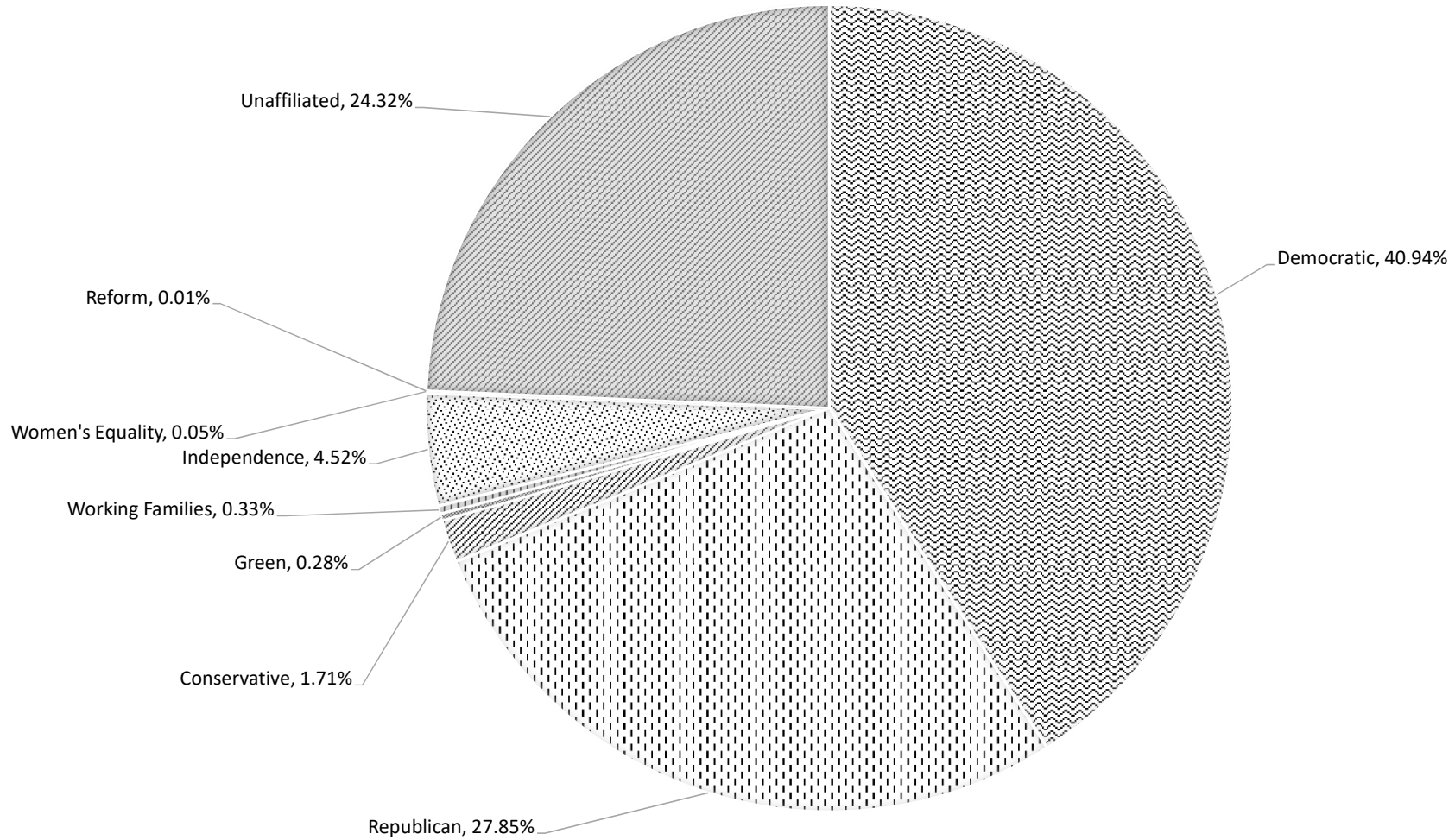
---

<u>County</u>	<u>Republican</u>	<u>Conservative</u>	<u>Working Families</u>	<u>Independence</u>
Cayuga	11,672	1,816	437	582
Livingston	12,106	1,992	396	428
Monroe	99,180	19,692	4,873	5,722
Ontario	19,383	3,145	594	911
Seneca	5,169	659	242	295
Steuben	18,636	1,781	478	571
Wayne	16,137	2,968	529	687
Yates	3,901	518	109	119
-----	-----	-----	-----	-----
Totals	186,184	32,571	7,658	9,315

**PARTY ABBREVIATIONS APPEARING IN CANVASS**

CON.....	Conservative
DEM.....	Democratic
GRE.....	Green
IND.....	Independence
LBT.....	Libertarian
REF.....	Reform
REP.....	Republican
SAM.....	SAM
WEP.....	Women's Equality
WOR.....	Working Families
W-IN.....	Write In

# PROFILE OF PARTY ENROLLMENT OF ELIGIBLE VOTERS MONROE COUNTY



REPRESENTATIVE IN CONGRESS  
25TH DISTRICT  
DEMOCRATIC PRIMARY  
SUMMARY

LEGISLATIVE DISTRICT OR TOWN	TOTAL VOTES	JOSEPH D MORELLE 1A	ADAM C MCFADDEN 2A	ROBIN R WILT 3A	RACHEL A BARNHART 4A	SCATTER	BLANK AND VOID
Leg. Dist. 07	134	66	24	14	29	1	0
Leg. Dist. 21	1,916	679	508	403	320	3	3
Leg. Dist. 22	1,057	283	597	101	72	2	2
Leg. Dist. 23	2,110	1,026	194	527	357	2	4
Leg. Dist. 24	1,526	593	162	487	282	2	0
Leg. Dist. 25	1,705	437	825	298	145	0	0
Leg. Dist. 26	788	313	231	67	175	0	2
Leg. Dist. 27	1,886	458	1,057	236	130	2	3
Leg. Dist. 28	676	204	299	77	96	0	0
Leg. Dist. 29	1,087	375	471	109	130	2	0
CITY	12,885	4,434	4,368	2,319	1,736	14	14
Brighton	3,571	1,938	162	944	517	4	6
Chili	1,007	430	126	130	320	1	0
Clarkson	165	100	8	16	41	0	0
East Rochester	206	107	10	38	50	0	1
Gates	868	384	164	101	218	0	1
Greece	2,666	1,337	296	287	734	4	8
Henrietta	1,751	764	250	274	457	1	5
Irondequoit	3,290	2,163	234	407	476	5	5
Ogden	487	240	33	69	143	1	1
Parma	306	129	23	51	102	0	1
Penfield	1,812	895	98	302	516	0	1
Perinton	2,427	1,202	130	417	670	4	4
Pittsford	1,987	1,054	74	422	433	1	3
Riga	149	81	8	29	31	0	0
Sweden	343	170	20	66	87	0	0
Webster	1,678	817	99	286	472	1	3
TOWNS	22,713	11,811	1,735	3,839	5,267	22	39
GRAND TOTAL:	35,598	16,245	6,103	6,158	7,003	36	53



REPRESENTATIVE IN CONGRESS  
25TH DISTRICT  
DEMOCRATIC PRIMARY  
DETAIL

LEGISLATIVE DISTRICT OR TOWN	ELECTION DISTRICT	TOTAL VOTES	JOSEPH D MORELLE	ADAM C MCFADDEN	ROBIN R WILT	RACHEL A BARNHART	SCATTER	BLANK AND VOID
			1A	2A	3A	4A		
Leg. Dist. 07								
	1/16-1	69	41	4	9	14	1	0
	2	65	25	20	5	15	0	0
Leg. Dist. 07		134	66	24	14	29	1	0
Leg. Dist. 21								
	1/24	187	71	18	58	38	1	1
	2/14/20	144	53	31	31	29	0	0
	3/4	70	20	39	4	7	0	0
	5/23	123	42	47	21	13	0	0
	6	103	29	25	28	21	0	0
	7	120	47	30	25	18	0	0
	8/17	119	27	45	30	17	0	0
	9	63	21	8	23	11	0	0
	10/23-13	214	133	17	27	35	2	0
	11	57	21	26	7	3	0	0
	12	146	59	26	30	30	0	1
	13/23-15/23-23/23-29	162	53	18	52	38	0	1
	15/16	110	34	39	18	19	0	0
	18/26	79	18	38	5	18	0	0
	19/21	76	19	29	14	14	0	0
	22	55	9	28	12	6	0	0
	25/27	88	23	44	18	3	0	0
Leg. Dist. 21		1,916	679	508	403	320	3	3
Leg. Dist. 22								
	1/17	75	13	48	9	5	0	0
	2/13	26	4	19	2	1	0	0
	3	34	9	14	3	8	0	0
	4/16/19	55	13	38	3	1	0	0
	5/29-13	50	10	33	4	3	0	0
	6	50	11	33	5	1	0	0
	7	27	6	18	0	2	0	1
	8/22	79	16	59	2	2	0	0
	9/10	72	15	52	4	1	0	0
	11/21	122	30	63	15	13	1	0
	12/23	51	11	31	4	4	1	0
	14/15	85	26	47	6	5	0	1
	18	26	9	13	4	0	0	0
	20/24	66	10	43	12	1	0	0
	25	125	43	50	16	16	0	0
	26/25-19	59	38	7	6	8	0	0
	27	55	19	29	6	1	0	0
Leg. Dist. 22		1,057	283	597	101	72	2	2
Leg. Dist. 23								
	1/6/9	150	69	10	42	29	0	0
	2/3	111	35	19	33	23	1	0
	4/12/22	332	178	25	81	48	0	0
	5/7	132	60	12	37	22	0	1
	8/14	158	65	11	46	36	0	0
	10/20	176	92	10	49	24	0	1
	11/28	182	76	13	56	37	0	0

REPRESENTATIVE IN CONGRESS  
25TH DISTRICT  
DEMOCRATIC PRIMARY  
DETAIL

LEGISLATIVE DISTRICT OR TOWN	ELECTION DISTRICT	TOTAL VOTES	JOSEPH D MORELLE	ADAM C MCFADDEN	ROBIN R WILT	RACHEL A BARNHART	SCATTER	BLANK AND VOID
			1A	2A	3A	4A		
	16/18	182	96	13	41	32	0	0
	17	108	32	24	30	20	1	1
	19/27	133	63	19	24	27	0	0
	21	96	57	7	23	9	0	0
	24	59	27	7	10	14	0	1
	25/26	291	176	24	55	36	0	0
Leg. Dist. 23		2,110	1,026	194	527	357	2	4
Leg. Dist. 24								
	1/13	264	130	29	76	29	0	0
	2/3/6/22/23	291	115	23	98	54	1	0
	4/10	248	87	22	88	50	1	0
	5/24	100	47	7	20	26	0	0
	7/19	51	12	4	23	12	0	0
	8/9	110	52	6	34	18	0	0
	11/12	28	12	12	1	3	0	0
	14/20/21	153	43	15	70	25	0	0
	15	113	33	28	18	34	0	0
	16/18	151	53	13	59	26	0	0
	17	17	9	3	0	5	0	0
Leg. Dist. 24		1,526	593	162	487	282	2	0
Leg. Dist. 25								
	1/9/22	180	62	62	33	23	0	0
	2	79	13	51	10	5	0	0
	3	109	23	63	14	9	0	0
	4/6/14/24	145	39	39	48	19	0	0
	5/10	158	35	90	22	11	0	0
	7	77	12	59	4	2	0	0
	8	69	15	52	2	0	0	0
	11/27-15	154	33	99	14	8	0	0
	12/28	98	31	11	44	12	0	0
	13	61	13	40	7	1	0	0
	15	55	14	36	4	1	0	0
	16/27-22	72	16	42	11	3	0	0
	17/27-20	96	26	64	6	0	0	0
	18	63	15	32	10	6	0	0
	20/25	146	46	58	22	20	0	0
	21/28-19	25	15	7	2	1	0	0
	23	6	1	3	2	0	0	0
	26/27	37	11	11	4	11	0	0
	29/30	75	17	6	39	13	0	0
Leg. Dist. 25		1,705	437	825	298	145	0	0
Leg. Dist. 26								
	1/13/14	173	65	36	22	49	0	1
	2/12/17	95	40	18	11	25	0	1
	3/4	55	24	16	4	11	0	0
	5/11	89	40	20	4	25	0	0
	6/28-5	70	23	29	5	13	0	0
	7/8	82	38	33	3	8	0	0
	9/28-9	100	32	41	12	15	0	0
	10/15	83	28	32	4	19	0	0

REPRESENTATIVE IN CONGRESS  
25TH DISTRICT  
DEMOCRATIC PRIMARY  
DETAIL

LEGISLATIVE DISTRICT OR TOWN	ELECTION DISTRICT	TOTAL VOTES	JOSEPH D MORELLE	ADAM C MCFADDEN	ROBIN R WILT	RACHEL A BARNHART	SCATTER	BLANK AND VOID
			1A	2A	3A	4A		
	16	41	23	6	2	10	0	0
Leg. Dist. 26		788	313	231	67	175	0	2
Leg. Dist. 27								
	1	93	25	52	10	6	0	0
	2/10	205	45	107	31	22	0	0
	3/7	162	42	74	31	15	0	0
	4	111	33	51	16	11	0	0
	5	114	28	57	19	10	0	0
	6	85	25	50	7	3	0	0
	8	147	27	106	8	4	0	2
	9	126	42	53	18	10	2	1
	11	95	16	51	16	12	0	0
	12/16	154	46	84	18	6	0	0
	13/21	147	35	86	20	6	0	0
	14	65	14	42	7	2	0	0
	17	91	21	61	2	7	0	0
	18/28-3	71	18	42	4	7	0	0
	19/23	172	24	117	28	3	0	0
	25/26	48	17	24	1	6	0	0
Leg. Dist. 27		1,886	458	1,057	236	130	2	3
Leg. Dist. 28								
	1/2	66	13	35	5	13	0	0
	4/10	56	15	29	7	5	0	0
	6/18	120	39	38	19	24	0	0
	7/17	76	23	37	11	5	0	0
	8	68	22	35	4	7	0	0
	11/13	64	24	24	9	7	0	0
	12	21	4	12	2	3	0	0
	14/15	47	12	24	4	7	0	0
	16/22	50	9	26	6	9	0	0
	20	40	16	16	4	4	0	0
	21	68	27	23	6	12	0	0
Leg. Dist. 28		676	204	299	77	96	0	0
Leg. Dist. 29								
	1/2	20	4	10	5	1	0	0
	3/8/9	82	23	44	5	9	1	0
	4/6	91	34	36	10	11	0	0
	5	36	9	20	5	2	0	0
	7/17	72	29	15	10	18	0	0
	10	59	24	29	6	0	0	0
	11/14	76	27	25	8	16	0	0
	12	43	11	23	5	4	0	0
	15	36	9	20	2	5	0	0
	16/19	45	16	17	8	4	0	0
	18/21	105	48	25	19	13	0	0
	20/26	88	22	56	7	3	0	0
	22	54	13	33	4	4	0	0
	23	91	63	18	2	7	1	0
	24	62	12	46	2	2	0	0
	25/28	127	31	54	11	31	0	0

REPRESENTATIVE IN CONGRESS  
25TH DISTRICT  
DEMOCRATIC PRIMARY  
DETAIL

LEGISLATIVE DISTRICT OR TOWN	ELECTION DISTRICT	TOTAL VOTES	JOSEPH D MORELLE 1A	ADAM C MCFADDEN 2A	ROBIN R WILT 3A	RACHEL A BARNHART 4A	SCATTER	BLANK AND VOID
Leg. Dist. 29		1,087	375	471	109	130	2	0
CITY		12,885	4,434	4,368	2,319	1,736	14	14
Brighton								
	1/13/23	266	155	5	73	33	0	0
	2/26/44	105	42	14	14	35	0	0
	3	67	35	3	10	19	0	0
	4/5	233	114	6	90	23	0	0
	6	117	58	5	33	21	0	0
	7/11	149	75	8	43	23	0	0
	8/16/18/29	246	166	3	50	27	0	0
	9/25/27	265	164	9	65	27	0	0
	10/21	187	94	8	67	18	0	0
	12/19	219	114	3	71	29	1	1
	14/30	236	118	14	58	43	2	1
	15/24/34	220	115	13	50	39	0	3
	17	55	36	2	11	5	1	0
	20/35	121	67	4	30	19	0	1
	22/37/42	152	97	5	30	20	0	0
	28/38/39	239	131	7	75	26	0	0
	31/32/33	276	133	14	95	34	0	0
	36/45	92	36	17	18	21	0	0
	40/46	170	111	7	28	24	0	0
	41/43	156	77	15	33	31	0	0
Brighton		3,571	1,938	162	944	517	4	6
Chili								
	1/19/27	103	56	12	11	24	0	0
	2	27	11	2	3	11	0	0
	3	40	16	6	6	12	0	0
	4/18/26/30/32	114	49	9	10	46	0	0
	5/6/23	72	30	5	7	30	0	0
	7/15	49	20	6	8	15	0	0
	8/10	40	19	1	4	16	0	0
	9/11/12/31	124	53	12	18	41	0	0
	13/21	38	14	5	6	13	0	0
	14/24	88	36	21	14	17	0	0
	16/22/29	119	50	15	15	39	0	0
	17	58	28	10	3	17	0	0
	20/25/28	135	48	22	25	39	1	0
Chili		1,007	430	126	130	320	1	0
Clarkson								
	1/3	83	55	6	7	15	0	0
	4	24	13	0	2	9	0	0
	5	40	22	2	7	9	0	0
	6	18	10	0	0	8	0	0
Clarkson		165	100	8	16	41	0	0
East Rochester								
	1/4/5	86	48	1	14	22	0	1
	2/3/6/7	120	59	9	24	28	0	0
East Rochester		206	107	10	38	50	0	1

REPRESENTATIVE IN CONGRESS  
25TH DISTRICT  
DEMOCRATIC PRIMARY  
DETAIL

LEGISLATIVE DISTRICT OR TOWN	ELECTION DISTRICT	TOTAL VOTES	JOSEPH D MORELLE	ADAM C MCFADDEN	ROBIN R WILT	RACHEL A BARNHART	SCATTER	BLANK AND VOID
			1A	2A	3A	4A		
Gates	1/11/12/32	100	29	19	21	30	0	1
	2/4/20/25	91	36	17	13	25	0	0
	3/15	61	24	16	2	19	0	0
	5/23	73	41	5	9	18	0	0
	6/10/22	74	29	20	9	16	0	0
	7/18	47	23	11	5	8	0	0
	8/19/24/28	106	56	11	15	24	0	0
	9/33	54	27	5	4	18	0	0
	13/17/29	64	26	19	4	15	0	0
	14/16/21/31	81	40	17	9	15	0	0
	26/34/35	61	27	8	6	20	0	0
	27/30	56	26	16	4	10	0	0
Gates		868	384	164	101	218	0	1
Greece	1/74/82	99	52	17	9	21	0	0
	2/34/54	74	41	2	3	28	0	0
	3/52/73/85	83	40	13	9	21	0	0
	4/13/40/51/68	94	51	3	11	28	0	1
	5/8/9/20	94	37	15	14	27	1	0
	6/7/22/63	103	55	13	7	28	0	0
	10/11/25	61	25	6	15	15	0	0
	12/46/49/55	72	35	11	7	18	0	1
	14/37/81/83	65	31	9	7	18	0	0
	15/71	35	15	4	3	12	0	1
	16/38/76	63	28	10	9	16	0	0
	17/39/93	93	53	13	13	14	0	0
	18/67/69/94	95	37	6	22	30	0	0
	19/23	77	38	11	2	26	0	0
	21/26/30	63	33	6	7	17	0	0
	24/27/108/109	95	47	17	7	24	0	0
	28/45/91	95	54	5	9	27	0	0
	29/66	42	15	10	5	12	0	0
	31/47/50/56	102	55	6	10	31	0	0
	32/59/61	71	26	19	9	16	0	1
	33/57	35	14	4	6	11	0	0
	35/84	63	35	3	5	18	1	1
	36/42	56	26	7	11	12	0	0
	41/48/78	49	29	4	4	12	0	0
	43/70/107	61	31	5	9	16	0	0
	44/89/99	83	45	3	6	29	0	0
	53/72	45	20	8	3	12	0	2
	58/90/102/103	103	64	9	5	24	1	0
	60/75/95	66	40	7	9	9	1	0
	62/96/101	74	33	9	10	22	0	0
	64/80	53	23	4	6	20	0	0
	65	32	15	7	4	6	0	0
	77	36	18	6	5	7	0	0
	79/98/106	77	46	5	4	22	0	0
	86	42	27	0	2	13	0	0



REPRESENTATIVE IN CONGRESS  
25TH DISTRICT  
DEMOCRATIC PRIMARY  
DETAIL

LEGISLATIVE DISTRICT OR TOWN	ELECTION DISTRICT	TOTAL VOTES	JOSEPH D MORELLE	ADAM C MCFADDEN	ROBIN R WILT	RACHEL A BARNHART	SCATTER	BLANK AND VOID
			1A	2A	3A	4A		
	1/8/15/17/19	162	96	4	13	48	1	0
	2/13	44	24	2	4	14	0	0
	3/5	40	19	2	10	8	0	1
	4/18	46	18	5	8	15	0	0
	6/10	56	20	2	12	22	0	0
	7/16/20	46	24	5	7	10	0	0
	9/12	59	26	7	9	17	0	0
	11/14	34	13	6	6	9	0	0
Ogden		487	240	33	69	143	1	1
Parma	1/11	49	30	2	8	9	0	0
	2/8/12	83	30	7	17	29	0	0
	3/13	41	18	2	7	14	0	0
	4/5/6/7	58	24	3	12	19	0	0
	9/10/14/15	75	27	9	7	31	0	1
Parma		306	129	23	51	102	0	1
Penfield	1/8	56	31	3	6	16	0	0
	2	43	20	2	9	12	0	0
	3/39	71	38	2	15	16	0	0
	4/14	66	33	3	6	24	0	0
	5/9/17/22	305	166	14	47	78	0	0
	6/26/34/38/40	139	65	14	20	40	0	0
	7/15	101	40	6	20	35	0	0
	10/11/16	68	25	3	15	24	0	1
	12/24/25/33	158	70	8	36	44	0	0
	13	61	41	1	5	14	0	0
	18/23/36	152	78	5	33	36	0	0
	19/30	96	47	2	17	30	0	0
	20/37/42	120	60	9	19	32	0	0
	21/27/28	173	88	10	22	53	0	0
	29/35	109	49	12	17	31	0	0
	31/32	60	25	2	12	21	0	0
	41	34	19	2	3	10	0	0
Penfield		1,812	895	98	302	516	0	1
Perinton	1/39/45	158	92	1	22	43	0	0
	2	62	39	2	7	14	0	0
	3/32/35/52	167	87	14	23	42	1	0
	4/5/7/14	155	76	10	46	23	0	0
	6/25	96	38	3	31	24	0	0
	8/27/33/53	160	79	5	29	47	0	0
	9/43	100	52	8	18	22	0	0
	10/11/46	128	66	9	19	34	0	0
	12/16/18/22/29/41	216	85	15	38	78	0	0
	13/55	79	52	2	10	15	0	0
	15/26/31/40/48	203	108	12	37	42	2	2
	17/44	104	45	1	15	43	0	0
	19/23	97	47	5	15	30	0	0
	20/38/54	189	94	11	33	50	0	1

REPRESENTATIVE IN CONGRESS  
25TH DISTRICT  
DEMOCRATIC PRIMARY  
DETAIL

LEGISLATIVE DISTRICT OR TOWN	ELECTION DISTRICT	TOTAL VOTES	JOSEPH D MORELLE	ADAM C MCFADDEN	ROBIN R WILT	RACHEL A BARNHART	SCATTER	BLANK AND VOID
			1A	2A	3A	4A		
	21	65	26	8	11	20	0	0
	24/34	118	57	2	16	41	1	1
	28/49/51	108	63	2	14	29	0	0
	30/36/37/42	143	59	11	18	55	0	0
	47/56	64	35	5	9	15	0	0
	50	15	2	4	6	3	0	0
Perinton		2,427	1,202	130	417	670	4	4
Pittsford								
	1/2	128	50	2	54	22	0	0
	3	88	43	8	15	21	0	1
	4/12/21	173	77	4	50	42	0	0
	5/20/24	230	122	3	47	58	0	0
	6/9/14	204	136	13	35	18	1	1
	7/16/17/26/27	229	109	9	59	52	0	0
	8	57	42	1	11	3	0	0
	10/31/34	173	107	6	26	34	0	0
	11/15/23	112	49	6	30	27	0	0
	13/30/32	178	91	6	32	49	0	0
	18/25/28	184	102	9	28	44	0	1
	19/29	77	35	1	11	30	0	0
	22/33	154	91	6	24	33	0	0
Pittsford		1,987	1,054	74	422	433	1	3
Riga								
	1/2/3/6	110	61	2	23	24	0	0
	4/5	39	20	6	6	7	0	0
Riga		149	81	8	29	31	0	0
Sweden								
	1/5/6	80	26	8	12	34	0	0
	2/3/4/9/11	154	82	11	33	28	0	0
	7/8/10/12	109	62	1	21	25	0	0
Sweden		343	170	20	66	87	0	0
Webster								
	1/2	100	48	7	21	23	0	1
	3/36	96	45	7	6	38	0	0
	4/14	60	27	3	21	9	0	0
	5/21/29	106	42	3	25	36	0	0
	6/11/15/43	107	59	6	18	23	0	1
	7/8/12/13/18	203	95	10	42	56	0	0
	9/41	77	38	3	11	25	0	0
	10/28/33/34	135	61	13	25	34	1	1
	16/26	81	36	7	15	23	0	0
	17/20/42	102	48	5	19	30	0	0
	19/22/37/39	211	102	11	36	62	0	0
	23/32	72	40	2	8	22	0	0
	24	58	30	1	4	23	0	0
	25/38	49	27	2	5	15	0	0
	27/40	129	77	8	20	24	0	0
	30	35	16	7	6	6	0	0
	31/35	57	26	4	4	23	0	0
Webster		1,678	817	99	286	472	1	3



REPRESENTATIVE IN CONGRESS  
 25TH DISTRICT  
 DEMOCRATIC PRIMARY  
 DETAIL

LEGISLATIVE DISTRICT OR TOWN	ELECTION DISTRICT	TOTAL VOTES	JOSEPH D MORELLE 1A	ADAM C MCFADDEN 2A	ROBIN R WILT 3A	RACHEL A BARNHART 4A	SCATTER	BLANK AND VOID
TOWNS		22,713	11,811	1,735	3,839	5,267	22	39
GRAND TOTAL:		35,598	16,245	6,103	6,158	7,003	36	53

GOVERNOR  
DEMOCRATIC PRIMARY  
SUMMARY

LEGISLATIVE DISTRICT OR TOWN	TOTAL VOTES	CYNTHIA E NIXON	ANDREW M CUOMO	SCATTER	BLANK AND VOID
		1A	2A		
Leg. Dist. 07	153	55	95	0	3
Leg. Dist. 21	2,393	1,002	1,350	5	36
Leg. Dist. 22	1,519	285	1,196	0	38
Leg. Dist. 23	2,703	1,328	1,328	10	37
Leg. Dist. 24	1,965	1,126	811	8	20
Leg. Dist. 25	2,228	710	1,446	6	66
Leg. Dist. 26	936	344	572	2	18
Leg. Dist. 27	2,573	662	1,842	1	68
Leg. Dist. 28	987	241	719	2	25
Leg. Dist. 29	1,453	349	1,083	1	20
CITY	16,910	6,102	10,442	35	331
Brighton	4,417	1,853	2,510	9	45
Chili	1,430	556	859	3	12
Clarkson	254	105	145	0	4
East Rochester	310	144	163	2	1
Gates	1,358	407	935	3	13
Greece	3,793	1,366	2,382	8	37
Hamlin	204	88	114	0	2
Henrietta	2,293	872	1,399	4	18
Irondequoit	3,890	1,614	2,224	11	41
Mendon	559	256	295	1	7
Ogden	688	285	401	0	2
Parma	440	196	240	0	4
Penfield	2,386	932	1,433	10	11
Perinton	3,214	1,329	1,858	5	22
Pittsford	2,372	899	1,455	7	11
Riga	193	77	113	1	2
Rush	212	86	125	0	1
Sweden	483	214	267	1	1
Webster	2,178	871	1,282	4	21
Wheatland	248	112	133	1	2
TOWNS	30,922	12,262	18,333	70	257
GRAND TOTAL:	47,832	18,364	28,775	105	588

GOVERNOR  
DEMOCRATIC PRIMARY  
DETAIL

LEGISLATIVE DISTRICT OR TOWN	ELECTION DISTRICT	TOTAL VOTES	CYNTHIA E NIXON	ANDREW M CUOMO	SCATTER	BLANK AND VOID
			1A	2A		
Leg. Dist. 07						
	1/16-1	87	35	51	0	1
	2	66	20	44	0	2
Leg. Dist. 07		153	55	95	0	3
Leg. Dist. 21						
	1	117	78	37	0	2
	2/14	131	64	67	0	0
	3	47	9	38	0	0
	4/15	181	58	117	1	5
	5	69	36	32	0	1
	6	121	56	62	0	3
	7	154	62	89	2	1
	8	44	16	25	1	2
	9	120	76	42	0	2
	10/23-13	278	103	171	0	4
	11	70	15	54	0	1
	12	186	97	86	0	3
	13	71	43	28	0	0
	16	41	6	32	0	3
	17/26	138	77	61	0	0
	18	63	14	47	0	2
	19	40	10	29	0	1
	20	54	28	26	0	0
	21	69	15	52	0	2
	22	81	15	64	0	2
	23	74	17	56	0	1
	24	123	63	59	1	0
	25/27	121	44	76	0	1
Leg. Dist. 21		2,393	1,002	1,350	5	36
Leg. Dist. 22						
	1/17	127	21	105	0	1
	2/13	53	10	38	0	5
	3	71	16	52	0	3
	4/16/19	81	14	65	0	2
	5/29-13	73	8	64	0	1
	6	60	4	54	0	2
	7	32	2	28	0	2
	8/22	117	16	97	0	4
	9/10	91	15	76	0	0
	11/21	155	41	109	0	5
	12/23	75	12	63	0	0
	14/15	115	12	100	0	3
	18	42	4	38	0	0
	20/24	110	14	94	0	2
	25	161	48	109	0	4
	26/25-19	82	31	50	0	1
	27	74	17	54	0	3
Leg. Dist. 22		1,519	285	1,196	0	38
Leg. Dist. 23						
	1/6/9	178	81	91	0	6
	2/3	143	93	47	0	3

GOVERNOR  
DEMOCRATIC PRIMARY  
DETAIL

LEGISLATIVE DISTRICT OR TOWN	ELECTION DISTRICT	TOTAL VOTES	CYNTHIA E NIXON	ANDREW M CUOMO	SCATTER	BLANK AND VOID
			1A	2A		
Leg. Dist. 23						
	4	191	86	103	1	1
	5/7	176	93	79	1	3
	8/14	193	110	82	0	1
	10/20	221	96	120	4	1
	11/28	204	111	91	1	1
	12/22	203	93	106	0	4
	15/29	65	44	21	0	0
	16/18	245	121	117	0	7
	17	138	63	74	1	0
	19/27	165	68	95	0	2
	21	105	47	58	0	0
	23	65	37	27	0	1
	24	75	37	36	0	2
	25/26	336	148	181	2	5
Leg. Dist. 23		2,703	1,328	1,328	10	37
Leg. Dist. 24						
	1/13	306	160	141	2	3
	2/3/6/22/23	355	218	133	1	3
	4/10	350	236	112	0	2
	5/24	116	47	64	3	2
	7/19	72	34	35	0	3
	8/9	161	100	60	0	1
	11/12	54	14	38	0	2
	14/20/21	185	122	61	2	0
	15	149	63	84	0	2
	16/18	200	130	68	0	2
	17	17	2	15	0	0
Leg. Dist. 24		1,965	1,126	811	8	20
Leg. Dist. 25						
	1/22	211	85	118	3	5
	2	98	24	72	0	2
	3	155	26	122	0	7
	4	55	14	38	0	3
	5	95	25	69	0	1
	6	89	51	38	0	0
	7	113	19	87	0	7
	8	99	13	85	0	1
	9	43	7	33	0	3
	10	113	39	71	0	3
	11	54	9	39	0	6
	12/28	124	82	39	1	2
	13	73	21	50	0	2
	14/24	68	36	32	0	0
	15	73	13	57	0	3
	16/27-22	121	26	86	0	9
	17/27-20	120	22	96	0	2
	18	99	21	74	0	4
	20	26	14	12	0	0
	21/28-19	50	15	35	0	0
	23	11	8	3	0	0

GOVERNOR  
DEMOCRATIC PRIMARY  
DETAIL

LEGISLATIVE DISTRICT OR TOWN	ELECTION DISTRICT	TOTAL VOTES	CYNTHIA E NIXON	ANDREW M CUOMO	SCATTER	BLANK AND VOID
			1A	2A		
Leg. Dist. 25						
	25	189	66	117	0	6
	26/27	50	19	30	1	0
	29	40	28	12	0	0
	30	59	27	31	1	0
Leg. Dist. 25		2,228	710	1,446	6	66
Leg. Dist. 26						
	1/13/14	224	100	122	0	2
	2/12/17	131	38	92	0	1
	3	28	10	18	0	0
	4/5/11	131	56	72	1	2
	6	62	14	43	0	5
	7	53	14	39	0	0
	8	69	23	46	0	0
	9	65	19	40	1	5
	10	47	16	31	0	0
	15	71	27	42	0	2
	16	55	27	27	0	1
Leg. Dist. 26		936	344	572	2	18
Leg. Dist. 27						
	1/10	235	72	159	0	4
	2	140	39	101	0	0
	3/7	197	64	127	0	6
	4	132	43	88	0	1
	5	139	38	97	0	4
	6	101	14	79	0	8
	8	214	44	158	0	12
	9	151	40	108	0	3
	11	121	38	82	0	1
	12/16	216	53	159	0	4
	13/21	188	45	139	0	4
	14	101	21	80	0	0
	15	136	35	98	0	3
	17	115	26	80	0	9
	18/28-3	98	27	69	0	2
	19	138	26	110	0	2
	23	78	24	51	0	3
	25/26	73	13	57	1	2
Leg. Dist. 27		2,573	662	1,842	1	68
Leg. Dist. 28						
	1	55	11	43	0	1
	2	40	15	25	0	0
	4	40	7	33	0	0
	5	39	5	32	0	2
	6	97	30	63	0	4
	7	89	25	62	0	2
	8	67	9	56	0	2
	9	58	20	35	1	2
	10	27	4	22	0	1
	11	47	4	43	0	0
	12	41	11	30	0	0

GOVERNOR  
DEMOCRATIC PRIMARY  
DETAIL

LEGISLATIVE DISTRICT OR TOWN	ELECTION DISTRICT	TOTAL VOTES	CYNTHIA E NIXON	ANDREW M CUOMO	SCATTER	BLANK AND VOID
			1A	2A		
Leg. Dist. 28						
	13	48	11	32	0	5
	14	59	6	53	0	0
	15	26	10	16	0	0
	16	46	15	30	0	1
	17	3	0	2	0	1
	18	47	18	29	0	0
	20	49	14	35	0	0
	21	78	18	58	1	1
	22	31	8	20	0	3
Leg. Dist. 28		987	241	719	2	25
Leg. Dist. 29						
	1	4	1	3	0	0
	2/26	52	10	41	0	1
	3/9	101	21	80	0	0
	4/6	105	30	72	0	3
	5	69	15	54	0	0
	7	49	21	28	0	0
	8	21	4	17	0	0
	10	76	13	62	0	1
	11/14	103	22	77	0	4
	12	64	9	55	0	0
	15/16	66	14	50	0	2
	17	41	17	24	0	0
	18/21	154	55	98	1	0
	19	38	13	24	0	1
	20	94	25	68	0	1
	22	71	13	56	0	2
	23	108	19	88	0	1
	24	99	18	80	0	1
	25/28	138	29	106	0	3
Leg. Dist. 29		1,453	349	1,083	1	20
CITY		16,910	6,102	10,442	35	331
Brighton						
	1/13	218	97	119	0	2
	2/26/44	142	56	85	0	1
	3	95	43	52	0	0
	4/5	273	131	138	0	4
	6	153	72	78	2	1
	7/11	202	104	97	0	1
	8/16	122	34	86	0	2
	9/25/27	294	121	168	0	5
	10/21	226	118	103	0	5
	12/19	252	101	150	0	1
	14/30	297	115	179	0	3
	15/24/34	286	123	156	2	5
	17	69	13	56	0	0
	18/29	172	72	97	0	3
	20/35	166	68	97	0	1
	22/37/42	190	77	111	0	2

GOVERNOR  
DEMOCRATIC PRIMARY  
DETAIL

LEGISLATIVE DISTRICT OR TOWN	ELECTION DISTRICT	TOTAL VOTES	CYNTHIA E NIXON	ANDREW M CUOMO	SCATTER	BLANK AND VOID
			1A	2A		
Brighton						
	23/31	179	79	97	1	2
	28	136	50	84	0	2
	32/33	225	83	142	0	0
	36/45	122	59	62	0	1
	38/39	158	73	83	1	1
	40/46	208	70	135	1	2
	41/43	232	94	135	2	1
		<u>4,417</u>	<u>1,853</u>	<u>2,510</u>	<u>9</u>	<u>45</u>
Brighton Chili						
	1/19/27	146	64	82	0	0
	2	36	16	20	0	0
	3	60	22	37	1	0
	4/18/26	98	37	60	0	1
	5/6/23	98	46	52	0	0
	7/15	69	26	42	0	1
	8/10	53	18	32	1	2
	9/11	86	46	40	0	0
	12/31	86	30	55	0	1
	13/21	74	35	38	0	1
	14/24	131	60	69	0	2
	16/22/29	156	44	110	1	1
	17	87	21	66	0	0
	20/25/28	185	62	120	0	3
	30/32	65	29	36	0	0
		<u>1,430</u>	<u>556</u>	<u>859</u>	<u>3</u>	<u>12</u>
Chili Clarkson						
	1/3	105	29	74	0	2
	2/5	87	38	48	0	1
	4	32	15	16	0	1
	6	30	23	7	0	0
		<u>254</u>	<u>105</u>	<u>145</u>	<u>0</u>	<u>4</u>
Clarkson East Rochester						
	1/4/5	124	54	67	2	1
	2/3	77	42	35	0	0
	6/7	109	48	61	0	0
		<u>310</u>	<u>144</u>	<u>163</u>	<u>2</u>	<u>1</u>
East Rochester Gates						
	1/11/12/32	149	62	82	2	3
	2/4	70	22	47	0	1
	3/15	102	29	71	0	2
	5/23	97	33	63	0	1
	6/10/22	116	33	83	0	0
	7/18	82	31	50	0	1
	8/19	62	20	42	0	0
	9/33	86	25	60	0	1
	13/17/29	101	26	75	0	0
	14/16/21/31	148	33	114	0	1
	20/25	67	22	45	0	0
	24/28	108	33	73	1	1

GOVERNOR  
DEMOCRATIC PRIMARY  
DETAIL

LEGISLATIVE DISTRICT OR TOWN	ELECTION DISTRICT	TOTAL VOTES	CYNTHIA E NIXON	ANDREW M CUOMO	SCATTER	BLANK AND VOID
			1A	2A		
Gates	26/34/35	84	22	60	0	2
	27/30	86	16	70	0	0
Gates		1,358	407	935	3	13
Greece	1/74/82	124	47	75	1	1
	2/34/54	101	52	47	0	2
	3/52	61	22	39	0	0
	4/13/40	88	35	53	0	0
	5/8/9/20	124	65	58	1	0
	6/7	80	29	51	0	0
	10/11/25	103	43	56	0	4
	12/46/49/55	78	26	49	0	3
	14/37/81/83	105	39	64	0	2
	15/71	56	19	37	0	0
	16/38/76	89	32	57	0	0
	17/39/93	119	44	75	0	0
	18/67/69/94	125	50	72	0	3
	19/23	87	25	61	0	1
	21/26/30	75	25	48	0	2
	22/63	67	29	38	0	0
	24/27	96	33	62	0	1
	28/45/91	129	55	73	0	1
	29/66	61	25	35	1	0
	31/47/50/56	132	48	84	0	0
	32/59/61	101	35	65	1	0
	33/57	52	17	35	0	0
	35/84	70	26	44	0	0
	36/42	94	25	67	0	2
	41/48/78	77	26	49	2	0
	43/70/107	87	20	66	0	1
	44/89/99	104	33	70	0	1
	51/68	51	15	35	0	1
	53/72	73	25	48	0	0
	58/90	83	25	57	0	1
	60/75/95	97	36	59	0	2
	62/96/101	122	44	77	0	1
	64/80	64	24	40	0	0
	65	37	12	25	0	0
	73/85	57	28	27	0	2
	77	57	14	43	0	0
	79/106	66	24	42	0	0
	86	47	9	37	0	1
	87	28	6	22	0	0
	88/104/105	108	33	73	1	1
92/100	118	45	72	1	0	
97	91	36	54	0	1	
98	61	20	39	0	2	
102/103	65	25	40	0	0	
108/109	83	20	62	0	1	
Greece		3,793	1,366	2,382	8	37



GOVERNOR  
DEMOCRATIC PRIMARY  
DETAIL

LEGISLATIVE DISTRICT OR TOWN	ELECTION DISTRICT	TOTAL VOTES	CYNTHIA E NIXON	ANDREW M CUOMO	SCATTER	BLANK AND VOID
			1A	2A		
Hamlin	1/6/8	60	28	32	0	0
	2/5	35	12	22	0	1
	3/7	54	25	28	0	1
	4	20	6	14	0	0
	9/10	35	17	18	0	0
Hamlin		204	88	114	0	2
Henrietta	1/12	101	42	57	0	2
	2/19	84	38	46	0	0
	3	45	22	22	1	0
	4/5	133	50	81	0	2
	6/8	100	42	57	1	0
	7/22	149	43	105	0	1
	9/14	108	47	59	0	2
	10/18	134	45	87	1	1
	11/23/34	154	66	85	1	2
	13	89	42	46	0	1
	15/16	101	40	61	0	0
	17/25	125	43	81	0	1
	20/35	147	55	92	0	0
	21/28	121	48	73	0	0
	24/33	103	38	64	0	1
	26	91	34	56	0	1
	27/31	125	44	81	0	0
	29	141	56	82	0	3
	30	119	44	74	0	1
	32	123	33	90	0	0
Henrietta		2,293	872	1,399	4	18
Irondequoit	1/37	116	51	62	0	3
	2/9/40	131	56	72	1	2
	3	76	34	41	0	1
	4/15/30	165	59	104	0	2
	5/12	130	72	58	0	0
	6/7	198	95	101	0	2
	8/10/20	165	69	93	0	3
	11/23/29	136	71	63	0	2
	13/17/21	208	105	101	0	2
	14	86	43	40	1	2
	16/22	169	67	100	0	2
	18/26/54	117	41	72	3	1
	19	95	29	64	0	2
	24/31	159	76	80	0	3
	25/33/60	151	63	88	0	0
	27/42/63	118	62	55	0	1
	28	29	9	20	0	0
	32/58	132	61	68	1	2
	34/52	159	51	106	2	0
	35/41	105	46	58	1	0
36/50	67	20	46	0	1	

GOVERNOR  
DEMOCRATIC PRIMARY  
DETAIL

LEGISLATIVE DISTRICT OR TOWN	ELECTION DISTRICT	TOTAL VOTES	CYNTHIA E NIXON	ANDREW M CUOMO	SCATTER	BLANK AND VOID
			1A	2A		
Irondequoit						
	38/55/56	157	49	106	0	2
	39	14	2	12	0	0
	43/61	126	50	73	1	2
	44/59	143	59	84	0	0
	45/48	96	45	50	0	1
	46/49	125	61	62	1	1
	47/51/62	174	77	96	0	1
	53/68	86	25	60	0	1
	57/65/67	187	52	135	0	0
	64/66	70	14	54	0	2
Irondequoit		3,890	1,614	2,224	11	41
Mendon						
	1	65	30	34	0	1
	2	92	48	44	0	0
	3/9	125	52	72	0	1
	4/8	112	56	50	1	5
	5	54	28	26	0	0
	6	53	25	28	0	0
	7	58	17	41	0	0
Mendon		559	256	295	1	7
Ogden						
	1/8	79	27	52	0	0
	2/13	73	34	39	0	0
	3/5	68	33	35	0	0
	4/18	71	32	39	0	0
	6/10	65	18	47	0	0
	7/16/20	69	28	41	0	0
	9/12	85	53	32	0	0
	11/14	46	18	28	0	0
	15/17/19	132	42	88	0	2
Ogden		688	285	401	0	2
Parma						
	1/11	68	26	42	0	0
	2/8/12	129	55	73	0	1
	3/13	58	28	28	0	2
	4/5/6/7	73	27	46	0	0
	9/10/14/15	112	60	51	0	1
Parma		440	196	240	0	4
Penfield						
	1/8	62	23	39	0	0
	2	52	25	26	0	1
	3/39	72	26	45	0	1
	4/14	95	40	54	1	0
	5/9	206	73	131	1	1
	6/26/34	105	49	56	0	0
	7/15	148	60	87	1	0
	10/11/16	111	47	64	0	0
	12/24	136	63	70	2	1
	13	98	34	63	0	1

GOVERNOR  
DEMOCRATIC PRIMARY  
DETAIL

LEGISLATIVE DISTRICT OR TOWN	ELECTION DISTRICT	TOTAL VOTES	CYNTHIA E NIXON	ANDREW M CUOMO	SCATTER	BLANK AND VOID
			1A	2A		
Penfield						
	17/22	144	59	83	2	0
	18/23/36	184	65	117	0	2
	19/30	154	70	84	0	0
	20/37/42	154	50	102	2	0
	21/27/28	213	83	127	0	3
	25/33	79	31	47	1	0
	29/35	132	49	83	0	0
	31/32	95	34	61	0	0
	38/40	90	32	57	0	1
	41	56	19	37	0	0
Penfield		2,386	932	1,433	10	11
Perinton						
	1/39	132	58	74	0	0
	2	82	31	51	0	0
	3/32	118	51	66	0	1
	4/5/7	177	89	87	0	1
	6/25	118	50	68	0	0
	8/27	108	46	62	0	0
	9/43	125	43	81	0	1
	10/11/46	148	56	87	2	3
	12/16/18	171	68	98	0	5
	13/55	103	44	59	0	0
	14/38	160	82	78	0	0
	15/26	105	46	58	0	1
	17/44	129	58	70	1	0
	19/23	135	69	66	0	0
	20/54	121	34	85	0	2
	21	83	38	45	0	0
	22/29/41	111	47	62	1	1
	24/34	147	39	105	0	3
	28/49/51	146	39	107	0	0
	30/36	85	46	38	1	0
	31/40/48	143	61	82	0	0
	33/53	110	54	55	0	1
	35/52	133	51	80	0	2
	37/42	118	44	74	0	0
	45	84	30	54	0	0
	47/56	104	49	54	0	1
	50	18	6	12	0	0
Perinton		3,214	1,329	1,858	5	22
Pittsford						
	1/2	142	73	68	1	0
	3	111	34	76	0	1
	4/12	123	45	78	0	0
	5/20	174	71	99	2	2
	6/9	136	56	80	0	0
	7/16	84	30	54	0	0
	8	50	12	38	0	0
	10/31	142	43	98	0	1
	11/23	94	39	55	0	0

GOVERNOR  
DEMOCRATIC PRIMARY  
DETAIL

LEGISLATIVE DISTRICT OR TOWN	ELECTION DISTRICT	TOTAL VOTES	CYNTHIA E NIXON	ANDREW M CUOMO	SCATTER	BLANK AND VOID
			1A	2A		
Pittsford						
	13/30	114	41	71	1	1
	14	86	41	43	1	1
	15	42	22	20	0	0
	17	102	39	63	0	0
	18	67	23	44	0	0
	19/29	93	36	56	1	0
	21	78	37	41	0	0
	22/33	196	72	123	1	0
	24	81	19	59	0	3
	25/28	158	46	110	0	2
	26/27	119	48	71	0	0
	32	85	37	48	0	0
	34	95	35	60	0	0
Pittsford		<u>2,372</u>	<u>899</u>	<u>1,455</u>	<u>7</u>	<u>11</u>
Riga						
	1/2/3/6	143	60	81	0	2
	4/5	50	17	32	1	0
Riga		<u>193</u>	<u>77</u>	<u>113</u>	<u>1</u>	<u>2</u>
Rush						
	1/2	85	34	51	0	0
	3/4	127	52	74	0	1
Rush		<u>212</u>	<u>86</u>	<u>125</u>	<u>0</u>	<u>1</u>
Sweden						
	1/5/6	122	56	64	1	1
	2/3	98	49	49	0	0
	4/9/11	116	45	71	0	0
	7/8/10/12	147	64	83	0	0
Sweden		<u>483</u>	<u>214</u>	<u>267</u>	<u>1</u>	<u>1</u>
Webster						
	1/2	146	54	91	0	1
	3/36	116	37	76	0	3
	4/14	66	29	37	0	0
	5/21/29	135	60	75	0	0
	6/11	73	35	37	0	1
	7/12/22	171	80	89	0	2
	8/13	87	34	53	0	0
	9/41	91	39	50	0	2
	10/28	113	61	49	0	3
	15/43	75	31	43	0	1
	16/26	91	38	53	0	0
	17/20/42	130	48	82	0	0
	18/19	88	49	38	1	0
	23/32	88	44	43	0	1
	24	82	34	47	0	1
	25/38	88	26	61	1	0
	27	75	24	51	0	0
	30	38	10	28	0	0
	31/35	80	26	53	1	0
	33/34	74	28	46	0	0

GOVERNOR  
DEMOCRATIC PRIMARY  
DETAIL

LEGISLATIVE DISTRICT OR TOWN	ELECTION DISTRICT	TOTAL VOTES	CYNTHIA E NIXON 1A	ANDREW M CUOMO 2A	SCATTER	BLANK AND VOID
Webster						
	37/39	160	50	108	1	1
	40	111	34	72	0	5
Webster		2,178	871	1,282	4	21
Wheatland						
	1/3	115	59	55	0	1
	2	50	18	32	0	0
	4/5	83	35	46	1	1
Wheatland		248	112	133	1	2
TOWNS		30,922	12,262	18,333	70	257
GRAND TOTAL:		47,832	18,364	28,775	105	588

LIEUTENANT GOVERNOR  
DEMOCRATIC PRIMARY  
SUMMARY

LEGISLATIVE DISTRICT OR TOWN	TOTAL VOTES	KATHY C HOCHUL	JUMAANE WILLIAMS	SCATTER	BLANK AND VOID
		3A	4A		
Leg. Dist. 07	153	90	43	0	20
Leg. Dist. 21	2,393	1,237	947	1	208
Leg. Dist. 22	1,519	828	432	2	257
Leg. Dist. 23	2,703	1,435	1,113	2	153
Leg. Dist. 24	1,965	941	899	0	125
Leg. Dist. 25	2,228	1,127	796	4	301
Leg. Dist. 26	936	525	319	3	89
Leg. Dist. 27	2,573	1,413	863	2	295
Leg. Dist. 28	987	562	299	1	125
Leg. Dist. 29	1,453	831	437	1	184
CITY	16,910	8,989	6,148	16	1,757
Brighton	4,417	2,696	1,468	3	250
Chili	1,430	932	442	1	55
Clarkson	254	184	63	1	6
East Rochester	310	210	79	0	21
Gates	1,358	949	337	5	67
Greece	3,793	2,653	981	9	150
Hamlin	204	136	62	0	6
Henrietta	2,293	1,527	680	6	80
Irondequoit	3,890	2,507	1,103	6	274
Mendon	559	346	187	1	25
Ogden	688	487	167	0	34
Parma	440	290	129	1	20
Penfield	2,386	1,634	667	2	83
Perinton	3,214	2,160	945	7	102
Pittsford	2,372	1,610	660	2	100
Riga	193	138	51	0	4
Rush	212	142	66	0	4
Sweden	483	323	135	1	24
Webster	2,178	1,477	614	6	81
Wheatland	248	158	80	0	10
TOWNS	30,922	20,559	8,916	51	1,396
GRAND TOTAL:	47,832	29,548	15,064	67	3,153

LIEUTENANT GOVERNOR  
DEMOCRATIC PRIMARY  
DETAIL

LEGISLATIVE DISTRICT OR TOWN	ELECTION DISTRICT	TOTAL VOTES	KATHY C HOCHUL	JUMAANE WILLIAMS	SCATTER	BLANK AND VOID
			3A	4A		
Leg. Dist. 07						
	1/16-1	87	53	24	0	10
	2	66	37	19	0	10
Leg. Dist. 07		153	90	43	0	20
Leg. Dist. 21						
	1	117	60	52	0	5
	2/14	131	65	56	0	10
	3	47	26	14	0	7
	4/15	181	95	61	0	25
	5	69	37	26	0	6
	6	121	51	58	0	12
	7	154	80	67	0	7
	8	44	19	22	0	3
	9	120	45	64	0	11
	10/23-13	278	176	87	1	14
	11	70	35	23	0	12
	12	186	101	71	0	14
	13	71	29	33	0	9
	16	41	26	10	0	5
	17/26	138	57	73	0	8
	18	63	34	19	0	10
	19	40	23	11	0	6
	20	54	26	23	0	5
	21	69	40	27	0	2
	22	81	44	26	0	11
	23	74	54	18	0	2
	24	123	61	55	0	7
	25/27	121	53	51	0	17
Leg. Dist. 21		2,393	1,237	947	1	208
Leg. Dist. 22						
	1/17	127	68	38	1	20
	2/13	53	21	17	0	15
	3	71	22	17	0	32
	4/16/19	81	52	21	0	8
	5/29-13	73	41	23	0	9
	6	60	24	23	0	13
	7	32	11	8	0	13
	8/22	117	60	36	0	21
	9/10	91	59	25	0	7
	11/21	155	86	41	0	28
	12/23	75	48	19	0	8
	14/15	115	69	24	0	22
	18	42	22	10	0	10
	20/24	110	66	27	0	17
	25	161	88	48	1	24
	26/25-19	82	52	29	0	1
	27	74	39	26	0	9
Leg. Dist. 22		1,519	828	432	2	257
Leg. Dist. 23						
	1/6/9	178	101	70	0	7
	2/3	143	62	73	0	8

LIEUTENANT GOVERNOR  
DEMOCRATIC PRIMARY  
DETAIL

LEGISLATIVE DISTRICT OR TOWN	ELECTION DISTRICT	TOTAL VOTES	KATHY C HOCHUL	JUMAANE WILLIAMS	SCATTER	BLANK AND VOID
			3A	4A		
Leg. Dist. 23						
	4	191	107	77	0	7
	5/7	176	78	87	0	11
	8/14	193	84	99	0	10
	10/20	221	123	90	0	8
	11/28	204	98	92	0	14
	12/22	203	115	80	0	8
	15/29	65	33	30	0	2
	16/18	245	132	89	0	24
	17	138	61	65	1	11
	19/27	165	98	58	0	9
	21	105	58	41	0	6
	23	65	31	28	0	6
	24	75	32	34	0	9
	25/26	336	222	100	1	13
Leg. Dist. 23		2,703	1,435	1,113	2	153
Leg. Dist. 24						
	1/13	306	157	131	0	18
	2/3/6/22/23	355	172	169	0	14
	4/10	350	150	179	0	21
	5/24	116	66	43	0	7
	7/19	72	37	27	0	8
	8/9	161	82	71	0	8
	11/12	54	33	18	0	3
	14/20/21	185	79	99	0	7
	15	149	68	60	0	21
	16/18	200	85	97	0	18
	17	17	12	5	0	0
Leg. Dist. 24		1,965	941	899	0	125
Leg. Dist. 25						
	1/22	211	96	96	0	19
	2	98	52	29	0	17
	3	155	86	38	1	30
	4	55	19	21	0	15
	5	95	50	35	0	10
	6	89	40	47	0	2
	7	113	58	26	0	29
	8	99	62	25	0	12
	9	43	25	9	0	9
	10	113	59	33	0	21
	11	54	24	20	0	10
	12/28	124	46	68	0	10
	13	73	38	21	0	14
	14/24	68	29	34	0	5
	15	73	33	32	0	8
	16/27-22	121	60	40	0	21
	17/27-20	120	72	36	0	12
	18	99	63	20	0	16
	20	26	9	16	0	1
	21/28-19	50	27	18	0	5
	23	11	4	5	1	1



LIEUTENANT GOVERNOR  
DEMOCRATIC PRIMARY  
DETAIL

LEGISLATIVE DISTRICT OR TOWN	ELECTION DISTRICT	TOTAL VOTES	KATHY C HOCHUL	JUMAANE WILLIAMS	SCATTER	BLANK AND VOID
			3A	4A		
Leg. Dist. 25						
	25	189	104	59	1	25
	26/27	50	28	17	0	5
	29	40	14	24	0	2
	30	59	29	27	1	2
Leg. Dist. 25		2,228	1,127	796	4	301
Leg. Dist. 26						
	1/13/14	224	127	83	0	14
	2/12/17	131	73	40	0	18
	3	28	17	8	0	3
	4/5/11	131	72	45	1	13
	6	62	32	20	1	9
	7	53	37	11	0	5
	8	69	40	24	0	5
	9	65	29	27	1	8
	10	47	26	16	0	5
	15	71	40	28	0	3
	16	55	32	17	0	6
Leg. Dist. 26		936	525	319	3	89
Leg. Dist. 27						
	1/10	235	128	83	0	24
	2	140	70	53	0	17
	3/7	197	106	75	0	16
	4	132	70	56	0	6
	5	139	80	44	0	15
	6	101	58	26	0	17
	8	214	105	70	0	39
	9	151	92	38	0	21
	11	121	77	36	0	8
	12/16	216	112	87	0	17
	13/21	188	107	68	0	13
	14	101	65	25	0	11
	15	136	66	52	0	18
	17	115	54	36	0	25
	18/28-3	98	58	33	0	7
	19	138	79	40	0	19
	23	78	37	26	1	14
	25/26	73	49	15	1	8
Leg. Dist. 27		2,573	1,413	863	2	295
Leg. Dist. 28						
	1	55	30	19	0	6
	2	40	25	13	0	2
	4	40	17	10	0	13
	5	39	17	16	1	5
	6	97	53	40	0	4
	7	89	51	24	0	14
	8	67	44	14	0	9
	9	58	31	20	0	7
	10	27	13	7	0	7
	11	47	30	9	0	8
	12	41	29	9	0	3

LIEUTENANT GOVERNOR  
DEMOCRATIC PRIMARY  
DETAIL

LEGISLATIVE DISTRICT OR TOWN	ELECTION DISTRICT	TOTAL VOTES	KATHY C HOCHUL	JUMAANE WILLIAMS	SCATTER	BLANK AND VOID
			3A	4A		
Leg. Dist. 28						
	13	48	25	15	0	8
	14	59	41	12	0	6
	15	26	13	12	0	1
	16	46	19	20	0	7
	17	3	0	1	0	2
	18	47	31	13	0	3
	20	49	25	20	0	4
	21	78	56	13	0	9
	22	31	12	12	0	7
Leg. Dist. 28		<u>987</u>	<u>562</u>	<u>299</u>	<u>1</u>	<u>125</u>
Leg. Dist. 29						
	1	4	2	2	0	0
	2/26	52	27	19	0	6
	3/9	101	59	27	0	15
	4/6	105	64	33	0	8
	5	69	38	26	0	5
	7	49	27	19	0	3
	8	21	12	7	0	2
	10	76	46	22	0	8
	11/14	103	65	27	0	11
	12	64	31	21	0	12
	15/16	66	33	21	0	12
	17	41	23	15	0	3
	18/21	154	95	46	0	13
	19	38	15	18	0	5
	20	94	52	28	0	14
	22	71	39	21	0	11
	23	108	57	28	0	23
	24	99	57	34	0	8
	25/28	138	89	23	1	25
Leg. Dist. 29		<u>1,453</u>	<u>831</u>	<u>437</u>	<u>1</u>	<u>184</u>
CITY		<u>16,910</u>	<u>8,989</u>	<u>6,148</u>	<u>16</u>	<u>1,757</u>
Brighton						
	1/13	218	139	71	0	8
	2/26/44	142	88	42	0	12
	3	95	61	26	0	8
	4/5	273	128	125	0	20
	6	153	94	51	0	8
	7/11	202	124	74	0	4
	8/16	122	95	20	1	6
	9/25/27	294	164	112	0	18
	10/21	226	127	85	0	14
	12/19	252	153	84	0	15
	14/30	297	190	91	0	16
	15/24/34	286	174	98	0	14
	17	69	51	7	0	11
	18/29	172	113	47	0	12
	20/35	166	91	66	0	9
	22/37/42	190	123	56	1	10

LIEUTENANT GOVERNOR  
DEMOCRATIC PRIMARY  
DETAIL

LEGISLATIVE DISTRICT OR TOWN	ELECTION DISTRICT	TOTAL VOTES	KATHY C HOCHUL	JUMAANE WILLIAMS	SCATTER	BLANK AND VOID
			3A	4A		
Brighton						
	23/31	179	113	58	0	8
	28	136	82	51	0	3
	32/33	225	138	74	0	13
	36/45	122	63	54	0	5
	38/39	158	90	63	0	5
	40/46	208	139	51	0	18
	41/43	232	156	62	1	13
		<u>4,417</u>	<u>2,696</u>	<u>1,468</u>	<u>3</u>	<u>250</u>
Brighton Chili						
	1/19/27	146	103	39	0	4
	2	36	22	12	0	2
	3	60	38	20	0	2
	4/18/26	98	69	28	0	1
	5/6/23	98	54	39	0	5
	7/15	69	43	23	0	3
	8/10	53	40	10	0	3
	9/11	86	50	32	0	4
	12/31	86	53	32	0	1
	13/21	74	46	25	1	2
	14/24	131	81	45	0	5
	16/22/29	156	98	50	0	8
	17	87	61	19	0	7
	20/25/28	185	137	42	0	6
	30/32	65	37	26	0	2
		<u>1,430</u>	<u>932</u>	<u>442</u>	<u>1</u>	<u>55</u>
Chili Clarkson						
	1/3	105	79	24	1	1
	2/5	87	61	23	0	3
	4	32	24	7	0	1
	6	30	20	9	0	1
		<u>254</u>	<u>184</u>	<u>63</u>	<u>1</u>	<u>6</u>
Clarkson East Rochester						
	1/4/5	124	82	26	0	16
	2/3	77	50	26	0	1
	6/7	109	78	27	0	4
		<u>310</u>	<u>210</u>	<u>79</u>	<u>0</u>	<u>21</u>
East Rochester Gates						
	1/11/12/32	149	88	54	2	5
	2/4	70	48	19	0	3
	3/15	102	70	22	1	9
	5/23	97	74	21	0	2
	6/10/22	116	76	34	0	6
	7/18	82	58	20	0	4
	8/19	62	43	14	0	5
	9/33	86	60	23	0	3
	13/17/29	101	71	22	0	8
	14/16/21/31	148	112	25	0	11
	20/25	67	48	17	0	2
	24/28	108	77	28	0	3

LIEUTENANT GOVERNOR  
DEMOCRATIC PRIMARY  
DETAIL

LEGISLATIVE DISTRICT OR TOWN	ELECTION DISTRICT	TOTAL VOTES	KATHY C HOCHUL	JUMAANE WILLIAMS	SCATTER	BLANK AND VOID
			3A	4A		
Gates	26/34/35	84	64	16	2	2
	27/30	86	60	22	0	4
Gates		1,358	949	337	5	67
Greece	1/74/82	124	81	36	0	7
	2/34/54	101	64	34	0	3
	3/52	61	48	12	0	1
	4/13/40	88	66	18	0	4
	5/8/9/20	124	77	41	0	6
	6/7	80	53	22	0	5
	10/11/25	103	66	33	0	4
	12/46/49/55	78	53	22	1	2
	14/37/81/83	105	70	30	0	5
	15/71	56	36	17	0	3
	16/38/76	89	63	22	0	4
	17/39/93	119	80	35	0	4
	18/67/69/94	125	79	42	0	4
	19/23	87	66	19	0	2
	21/26/30	75	55	16	1	3
	22/63	67	49	18	0	0
	24/27	96	69	19	0	8
	28/45/91	129	96	29	0	4
	29/66	61	45	15	1	0
	31/47/50/56	132	91	35	0	6
	32/59/61	101	68	25	1	7
	33/57	52	40	11	0	1
	35/84	70	51	16	0	3
	36/42	94	68	20	0	6
	41/48/78	77	51	20	0	6
	43/70/107	87	65	19	0	3
	44/89/99	104	82	19	0	3
	51/68	51	37	12	1	1
	53/72	73	45	25	0	3
	58/90	83	66	14	0	3
	60/75/95	97	68	26	0	3
	62/96/101	122	86	29	0	7
	64/80	64	42	18	0	4
	65	37	30	5	0	2
	73/85	57	40	14	0	3
	77	57	37	16	0	4
	79/106	66	47	18	0	1
	86	47	36	9	0	2
	87	28	23	4	0	1
	88/104/105	108	82	24	1	1
92/100	118	84	30	1	3	
97	91	63	25	1	2	
98	61	32	26	1	2	
102/103	65	45	19	0	1	
108/109	83	58	22	0	3	
Greece		3,793	2,653	981	9	150

LIEUTENANT GOVERNOR  
DEMOCRATIC PRIMARY  
DETAIL

LEGISLATIVE DISTRICT OR TOWN	ELECTION DISTRICT	TOTAL VOTES	KATHY C HOCHUL	JUMAANE WILLIAMS	SCATTER	BLANK AND VOID
			3A	4A		
Hamlin						
	1/6/8	60	36	24	0	0
	2/5	35	25	6	0	4
	3/7	54	41	13	0	0
	4	20	15	5	0	0
	9/10	35	19	14	0	2
Hamlin		204	136	62	0	6
Henrietta						
	1/12	101	59	31	0	11
	2/19	84	57	27	0	0
	3	45	27	16	0	2
	4/5	133	93	34	2	4
	6/8	100	70	26	0	4
	7/22	149	111	34	0	4
	9/14	108	70	33	1	4
	10/18	134	98	32	1	3
	11/23/34	154	86	64	0	4
	13	89	49	37	0	3
	15/16	101	73	25	0	3
	17/25	125	89	28	0	8
	20/35	147	93	48	0	6
	21/28	121	82	36	0	3
	24/33	103	67	31	0	5
	26	91	64	23	0	4
	27/31	125	81	39	0	5
	29	141	82	55	1	3
	30	119	78	37	1	3
	32	123	98	24	0	1
Henrietta		2,293	1,527	680	6	80
Irondequoit						
	1/37	116	70	27	0	19
	2/9/40	131	78	41	1	11
	3	76	46	24	1	5
	4/15/30	165	128	28	0	9
	5/12	130	73	47	0	10
	6/7	198	118	64	0	16
	8/10/20	165	109	43	0	13
	11/23/29	136	83	44	0	9
	13/17/21	208	131	62	0	15
	14	86	47	31	0	8
	16/22	169	117	45	0	7
	18/26/54	117	77	30	1	9
	19	95	56	32	0	7
	24/31	159	94	61	0	4
	25/33/60	151	101	41	0	9
	27/42/63	118	72	35	0	11
	28	29	25	4	0	0
	32/58	132	80	45	0	7
	34/52	159	110	41	1	7
	35/41	105	68	31	0	6
	36/50	67	38	25	1	3

LIEUTENANT GOVERNOR  
DEMOCRATIC PRIMARY  
DETAIL

LEGISLATIVE DISTRICT OR TOWN	ELECTION DISTRICT	TOTAL VOTES	KATHY C HOCHUL	JUMAANE WILLIAMS	SCATTER	BLANK AND VOID
			3A	4A		
Irondequoit						
	38/55/56	157	106	38	0	13
	39	14	13	1	0	0
	43/61	126	71	42	0	13
	44/59	143	96	37	0	10
	45/48	96	61	33	0	2
	46/49	125	78	36	1	10
	47/51/62	174	116	51	0	7
	53/68	86	64	15	0	7
	57/65/67	187	134	38	0	15
	64/66	70	47	11	0	12
Irondequoit		<u>3,890</u>	<u>2,507</u>	<u>1,103</u>	<u>6</u>	<u>274</u>
Mendon						
	1	65	42	22	0	1
	2	92	55	32	0	5
	3/9	125	83	34	0	8
	4/8	112	60	47	1	4
	5	54	33	20	0	1
	6	53	33	19	0	1
	7	58	40	13	0	5
Mendon		<u>559</u>	<u>346</u>	<u>187</u>	<u>1</u>	<u>25</u>
Ogden						
	1/8	79	59	20	0	0
	2/13	73	53	12	0	8
	3/5	68	46	18	0	4
	4/18	71	56	14	0	1
	6/10	65	44	19	0	2
	7/16/20	69	51	15	0	3
	9/12	85	48	31	0	6
	11/14	46	31	12	0	3
	15/17/19	132	99	26	0	7
Ogden		<u>688</u>	<u>487</u>	<u>167</u>	<u>0</u>	<u>34</u>
Parma						
	1/11	68	47	17	0	4
	2/8/12	129	84	38	0	7
	3/13	58	34	20	1	3
	4/5/6/7	73	51	20	0	2
	9/10/14/15	112	74	34	0	4
Parma		<u>440</u>	<u>290</u>	<u>129</u>	<u>1</u>	<u>20</u>
Penfield						
	1/8	62	44	17	0	1
	2	52	33	18	0	1
	3/39	72	54	14	0	4
	4/14	95	71	21	0	3
	5/9	206	145	60	0	1
	6/26/34	105	65	36	0	4
	7/15	148	93	49	0	6
	10/11/16	111	71	34	0	6
	12/24	136	84	45	0	7
	13	98	63	25	0	10

LIEUTENANT GOVERNOR  
DEMOCRATIC PRIMARY  
DETAIL

LEGISLATIVE DISTRICT OR TOWN	ELECTION DISTRICT	TOTAL VOTES	KATHY C HOCHUL	JUMAANE WILLIAMS	SCATTER	BLANK AND VOID
			3A	4A		
Penfield						
	17/22	144	97	43	1	3
	18/23/36	184	126	48	1	9
	19/30	154	113	37	0	4
	20/37/42	154	121	29	0	4
	21/27/28	213	146	59	0	8
	25/33	79	47	31	0	1
	29/35	132	93	37	0	2
	31/32	95	62	28	0	5
	38/40	90	66	21	0	3
	41	56	40	15	0	1
Penfield		<u>2,386</u>	<u>1,634</u>	<u>667</u>	<u>2</u>	<u>83</u>
Perinton						
	1/39	132	85	45	0	2
	2	82	55	25	0	2
	3/32	118	79	36	0	3
	4/5/7	177	113	62	0	2
	6/25	118	73	40	1	4
	8/27	108	72	34	0	2
	9/43	125	97	23	0	5
	10/11/46	148	94	41	1	12
	12/16/18	171	117	43	2	9
	13/55	103	69	31	0	3
	14/38	160	100	58	0	2
	15/26	105	72	27	0	6
	17/44	129	81	42	0	6
	19/23	135	91	40	0	4
	20/54	121	94	21	1	5
	21	83	51	29	0	3
	22/29/41	111	77	32	0	2
	24/34	147	117	26	0	4
	28/49/51	146	101	45	0	0
	30/36	85	50	34	1	0
	31/40/48	143	93	44	0	6
	33/53	110	68	39	0	3
	35/52	133	97	31	0	5
	37/42	118	77	37	0	4
	45	84	55	27	0	2
	47/56	104	72	25	1	6
	50	18	10	8	0	0
Perinton		<u>3,214</u>	<u>2,160</u>	<u>945</u>	<u>7</u>	<u>102</u>
Pittsford						
	1/2	142	81	50	0	11
	3	111	83	23	0	5
	4/12	123	87	33	0	3
	5/20	174	105	62	0	7
	6/9	136	92	36	0	8
	7/16	84	57	25	0	2
	8	50	36	13	0	1
	10/31	142	97	37	0	8
	11/23	94	65	26	0	3

LIEUTENANT GOVERNOR  
DEMOCRATIC PRIMARY  
DETAIL

LEGISLATIVE DISTRICT OR TOWN	ELECTION DISTRICT	TOTAL VOTES	KATHY C HOCHUL	JUMAANE WILLIAMS	SCATTER	BLANK AND VOID
			3A	4A		
Pittsford	13/30	114	69	39	0	6
	14	86	52	30	1	3
	15	42	31	10	0	1
	17	102	67	33	0	2
	18	67	47	19	0	1
	19/29	93	76	15	1	1
	21	78	45	25	0	8
	22/33	196	143	45	0	8
	24	81	58	18	0	5
	25/28	158	125	29	0	4
	26/27	119	83	28	0	8
	32	85	56	28	0	1
	34	95	55	36	0	4
Pittsford		<u>2,372</u>	<u>1,610</u>	<u>660</u>	<u>2</u>	<u>100</u>
Riga	1/2/3/6	143	101	40	0	2
	4/5	50	37	11	0	2
Riga		<u>193</u>	<u>138</u>	<u>51</u>	<u>0</u>	<u>4</u>
Rush	1/2	85	63	22	0	0
	3/4	127	79	44	0	4
Rush		<u>212</u>	<u>142</u>	<u>66</u>	<u>0</u>	<u>4</u>
Sweden	1/5/6	122	85	29	1	7
	2/3	98	58	36	0	4
	4/9/11	116	83	29	0	4
	7/8/10/12	147	97	41	0	9
Sweden		<u>483</u>	<u>323</u>	<u>135</u>	<u>1</u>	<u>24</u>
Webster	1/2	146	103	39	0	4
	3/36	116	81	33	0	2
	4/14	66	39	25	0	2
	5/21/29	135	87	45	0	3
	6/11	73	44	28	0	1
	7/12/22	171	124	39	0	8
	8/13	87	60	22	0	5
	9/41	91	53	33	1	4
	10/28	113	63	41	1	8
	15/43	75	51	20	0	4
	16/26	91	55	34	0	2
	17/20/42	130	95	34	0	1
	18/19	88	57	29	0	2
	23/32	88	55	30	0	3
	24	82	62	16	1	3
	25/38	88	66	16	1	5
	27	75	58	16	0	1
	30	38	26	11	0	1
	31/35	80	57	17	0	6
	33/34	74	47	27	0	0



LIEUTENANT GOVERNOR  
DEMOCRATIC PRIMARY  
DETAIL

LEGISLATIVE DISTRICT OR TOWN	ELECTION DISTRICT	TOTAL VOTES	KATHY C HOCHUL 3A	JUMAANE WILLIAMS 4A	SCATTER	BLANK AND VOID
Webster	37/39	160	109	41	0	10
	40	111	85	18	2	6
Webster		2,178	1,477	614	6	81
Wheatland	1/3	115	74	36	0	5
	2	50	39	9	0	2
	4/5	83	45	35	0	3
Wheatland		248	158	80	0	10
TOWNS		30,922	20,559	8,916	51	1,396
GRAND TOTAL:		47,832	29,548	15,064	67	3,153

ATTORNEY GENERAL  
DEMOCRATIC PRIMARY  
SUMMARY

LEGISLATIVE DISTRICT OR TOWN	TOTAL VOTES	SEAN PATRICK MALONEY	LETITIA A JAMES	LEECIA R EVE	ZEPHYR TEACHOUT	SCATTER	BLANK AND VOID
		5A	6A	7A	8A		
Leg. Dist. 07	153	75	25	6	32	0	15
Leg. Dist. 21	2,393	853	581	76	729	1	153
Leg. Dist. 22	1,519	572	513	77	148	1	208
Leg. Dist. 23	2,703	855	412	84	1,251	1	100
Leg. Dist. 24	1,965	537	294	49	986	0	99
Leg. Dist. 25	2,228	792	648	133	424	2	229
Leg. Dist. 26	936	418	231	34	180	2	71
Leg. Dist. 27	2,573	903	978	145	286	0	261
Leg. Dist. 28	987	391	316	41	110	0	129
Leg. Dist. 29	1,453	586	499	88	141	1	138
CITY	16,910	5,982	4,497	733	4,287	8	1,403
Brighton	4,417	1,488	660	155	1,921	5	188
Chili	1,430	714	275	68	332	1	40
Clarkson	254	133	38	5	76	0	2
East Rochester	310	136	57	9	95	0	13
Gates	1,358	736	298	51	211	1	61
Greece	3,793	2,069	653	139	766	11	155
Hamlin	204	102	21	13	62	0	6
Henrietta	2,293	1,116	434	92	562	4	85
Irondequoit	3,890	1,844	564	133	1,158	3	188
Mendon	559	214	76	18	235	1	15
Ogden	688	366	94	22	183	0	23
Parma	440	229	56	22	119	1	13
Penfield	2,386	1,107	341	73	800	2	63
Perinton	3,214	1,405	465	87	1,145	6	106
Pittsford	2,372	911	331	60	976	3	91
Riga	193	101	24	7	54	0	7
Rush	212	69	45	6	81	0	11
Sweden	483	207	70	15	170	1	20
Webster	2,178	1,112	302	57	645	6	56
Wheatland	248	92	44	6	99	1	6
TOWNS	30,922	14,151	4,848	1,038	9,690	46	1,149
GRAND TOTAL:	47,832	20,133	9,345	1,771	13,977	54	2,552

ATTORNEY GENERAL  
DEMOCRATIC PRIMARY  
DETAIL

LEGISLATIVE DISTRICT OR TOWN	ELECTION DISTRICT	TOTAL VOTES	SEAN PATRICK MALONEY	LETITIA A JAMES	LEE CIA R EVE	ZEPHYR TEACHOUT	SCATTER	BLANK AND VOID
			5A	6A	7A	8A		
Leg. Dist. 07								
	1/16-1	87	43	14	3	20	0	7
	2	66	32	11	3	12	0	8
Leg. Dist. 07		153	75	25	6	32	0	15
Leg. Dist. 21								
	1	117	44	15	1	51	0	6
	2/14	131	52	26	2	46	0	5
	3	47	12	23	3	3	0	6
	4/15	181	68	60	8	33	0	12
	5	69	24	10	3	28	0	4
	6	121	41	13	4	52	0	11
	7	154	60	42	1	41	1	9
	8	44	15	11	0	17	0	1
	9	120	28	17	3	62	0	10
	10/23-13	278	85	51	9	119	0	14
	11	70	38	22	1	1	0	8
	12	186	79	27	3	68	0	9
	13	71	16	16	1	34	0	4
	16	41	23	9	0	4	0	5
	17/26	138	41	35	1	53	0	8
	18	63	25	21	9	3	0	5
	19	40	13	17	3	3	0	4
	20	54	19	13	1	20	0	1
	21	69	27	22	3	12	0	5
	22	81	28	27	5	9	0	12
	23	74	37	24	4	6	0	3
	24	123	41	19	5	53	0	5
	25/27	121	37	61	6	11	0	6
Leg. Dist. 21		2,393	853	581	76	729	1	153
Leg. Dist. 22								
	1/17	127	51	48	7	5	0	16
	2/13	53	16	19	0	2	0	16
	3	71	20	12	6	7	0	26
	4/16/19	81	31	32	7	0	0	11
	5/29-13	73	31	24	8	3	0	7
	6	60	22	25	3	1	0	9
	7	32	12	8	1	0	0	11
	8/22	117	46	37	9	3	0	22
	9/10	91	35	41	5	6	0	4
	11/21	155	53	57	6	23	0	16
	12/23	75	31	36	5	0	0	3
	14/15	115	47	39	7	6	0	16
	18	42	18	13	5	0	0	6
	20/24	110	54	42	1	2	0	11
	25	161	63	34	3	37	1	23
	26/25-19	82	20	17	1	43	0	1
	27	74	22	29	3	10	0	10
Leg. Dist. 22		1,519	572	513	77	148	1	208
Leg. Dist. 23								
	1/6/9	178	47	30	3	90	0	8

ATTORNEY GENERAL  
DEMOCRATIC PRIMARY  
DETAIL

LEGISLATIVE DISTRICT OR TOWN	ELECTION DISTRICT	TOTAL VOTES	SEAN PATRICK MALONEY	LETITIA A JAMES	LEE CIA R EVE	ZEPHYR TEACHOUT	SCATTER	BLANK AND VOID
			5A	6A	7A	8A		
Leg. Dist. 23								
	2/3	143	35	16	4	79	0	9
	4	191	63	26	5	93	0	4
	5/7	176	47	25	5	96	0	3
	8/14	193	57	21	7	106	0	2
	10/20	221	66	27	8	116	0	4
	11/28	204	57	30	5	107	0	5
	12/22	203	63	25	11	96	0	8
	15/29	65	21	11	0	32	0	1
	16/18	245	90	44	6	93	0	12
	17	138	48	36	2	42	0	10
	19/27	165	66	24	4	64	0	7
	21	105	26	13	3	60	0	3
	23	65	19	14	4	26	0	2
	24	75	24	15	3	23	0	10
	25/26	336	126	55	14	128	1	12
Leg. Dist. 23		2,703	855	412	84	1,251	1	100
Leg. Dist. 24								
	1/13	306	73	37	9	172	0	15
	2/3/6/22/23	355	95	44	3	201	0	12
	4/10	350	74	51	5	201	0	19
	5/24	116	37	18	4	53	0	4
	7/19	72	24	15	2	27	0	4
	8/9	161	47	25	3	78	0	8
	11/12	54	24	16	3	6	0	5
	14/20/21	185	46	29	5	101	0	4
	15	149	62	26	8	37	0	16
	16/18	200	45	31	7	108	0	9
	17	17	10	2	0	2	0	3
Leg. Dist. 24		1,965	537	294	49	986	0	99
Leg. Dist. 25								
	1/22	211	71	54	15	61	1	9
	2	98	32	35	6	9	0	16
	3	155	69	44	13	6	0	23
	4	55	10	15	4	14	0	12
	5	95	34	41	6	7	0	7
	6	89	30	16	3	38	0	2
	7	113	39	41	7	2	0	24
	8	99	46	36	3	2	0	12
	9	43	14	20	3	0	0	6
	10	113	39	37	8	16	0	13
	11	54	18	19	7	1	0	9
	12/28	124	32	18	2	70	0	2
	13	73	18	21	9	12	0	13
	14/24	68	19	9	1	34	0	5
	15	73	27	30	6	2	0	8
	16/27-22	121	50	46	9	7	0	9
	17/27-20	120	50	53	7	2	0	8
	18	99	54	22	7	6	0	10
	20	26	7	3	0	15	0	1

ATTORNEY GENERAL  
DEMOCRATIC PRIMARY  
DETAIL

LEGISLATIVE DISTRICT OR TOWN	ELECTION DISTRICT	TOTAL VOTES	SEAN PATRICK MALONEY	LETITIA A JAMES	LEECCIA R EVE	ZEPHYR TEACHOUT	SCATTER	BLANK AND VOID
			5A	6A	7A	8A		
Leg. Dist. 25	21/28-19	50	17	18	5	4	0	6
	23	11	2	0	3	5	1	0
	25	189	71	43	5	44	0	26
	26/27	50	15	15	3	13	0	4
	29	40	8	4	0	26	0	2
	30	59	20	8	1	28	0	2
Leg. Dist. 25		2,228	792	648	133	424	2	229
Leg. Dist. 26	1/13/14	224	108	35	8	59	0	14
	2/12/17	131	55	35	5	21	1	14
	3	28	14	5	1	5	0	3
	4/5/11	131	55	25	6	38	1	6
	6	62	27	18	3	6	0	8
	7	53	28	17	2	0	0	6
	8	69	33	25	2	6	0	3
	9	65	18	17	4	18	0	8
	10	47	21	19	1	2	0	4
	15	71	29	27	1	11	0	3
	16	55	30	8	1	14	0	2
Leg. Dist. 26		936	418	231	34	180	2	71
Leg. Dist. 27	1/10	235	82	85	11	39	0	18
	2	140	57	51	13	7	0	12
	3/7	197	57	66	11	46	0	17
	4	132	47	53	10	18	0	4
	5	139	47	50	8	23	0	11
	6	101	32	40	8	5	0	16
	8	214	70	96	10	5	0	33
	9	151	46	44	10	35	0	16
	11	121	50	48	4	15	0	4
	12/16	216	64	92	13	25	0	22
	13/21	188	65	77	14	20	0	12
	14	101	49	35	3	7	0	7
	15	136	37	62	9	9	0	19
	17	115	34	45	3	6	0	27
	18/28-3	98	44	31	6	6	0	11
	19	138	57	48	9	9	0	15
	23	78	22	36	0	8	0	12
	25/26	73	43	19	3	3	0	5
Leg. Dist. 27		2,573	903	978	145	286	0	261
Leg. Dist. 28	1	55	18	22	5	4	0	6
	2	40	16	15	2	5	0	2
	4	40	12	15	3	1	0	9
	5	39	15	12	3	3	0	6
	6	97	36	29	1	26	0	5
	7	89	36	22	3	9	0	19
	8	67	32	22	3	1	0	9
	9	58	19	21	4	6	0	8

ATTORNEY GENERAL  
DEMOCRATIC PRIMARY  
DETAIL

LEGISLATIVE DISTRICT OR TOWN	ELECTION DISTRICT	TOTAL VOTES	SEAN PATRICK MALONEY	LETITIA A JAMES	LEECCIA R EVE	ZEPHYR TEACHOUT	SCATTER	BLANK AND VOID
			5A	6A	7A	8A		
Leg. Dist. 28								
	10	27	13	7	1	0	0	6
	11	47	23	10	1	4	0	9
	12	41	18	13	2	2	0	6
	13	48	18	17	3	3	0	7
	14	59	29	18	2	4	0	6
	15	26	10	9	4	2	0	1
	16	46	12	20	1	4	0	9
	17	3	1	0	0	0	0	2
	18	47	22	13	0	10	0	2
	20	49	17	20	0	6	0	6
	21	78	34	19	3	17	0	5
	22	31	10	12	0	3	0	6
Leg. Dist. 28		987	391	316	41	110	0	129
Leg. Dist. 29								
	1	4	3	1	0	0	0	0
	2/26	52	19	20	2	3	0	8
	3/9	101	41	37	3	9	0	11
	4/6	105	41	44	7	10	0	3
	5	69	31	23	4	5	0	6
	7	49	13	9	4	20	0	3
	8	21	6	10	2	0	0	3
	10	76	37	29	4	3	0	3
	11/14	103	46	41	2	8	0	6
	12	64	33	18	4	1	0	8
	15/16	66	21	27	3	4	0	11
	17	41	10	13	1	14	0	3
	18/21	154	66	35	3	40	0	10
	19	38	20	12	1	4	0	1
	20	94	33	40	5	8	0	8
	22	71	19	30	10	2	0	10
	23	108	38	35	18	4	0	13
	24	99	40	41	5	3	0	10
	25/28	138	69	34	10	3	1	21
Leg. Dist. 29		1,453	586	499	88	141	1	138
CITY		16,910	5,982	4,497	733	4,287	8	1,403
Brighton								
	1/13	218	60	26	3	121	0	8
	2/26/44	142	47	29	8	52	0	6
	3	95	35	12	2	41	0	5
	4/5	273	71	35	9	146	1	11
	6	153	61	15	12	58	0	7
	7/11	202	66	27	6	98	0	5
	8/16	122	44	14	4	56	1	3
	9/25/27	294	72	54	8	140	0	20
	10/21	226	59	32	5	118	0	12
	12/19	252	64	26	7	150	0	5
	14/30	297	120	56	8	100	0	13
	15/24/34	286	101	46	8	118	0	13
	17	69	36	6	5	12	0	10

ATTORNEY GENERAL  
DEMOCRATIC PRIMARY  
DETAIL

LEGISLATIVE DISTRICT OR TOWN	ELECTION DISTRICT	TOTAL VOTES	SEAN PATRICK MALONEY	LETITIA A JAMES	LEECCIA R EVE	ZEPHYR TEACHOUT	SCATTER	BLANK AND VOID
			5A	6A	7A	8A		
Brighton								
	18/29	172	66	20	7	65	1	13
	20/35	166	52	27	4	75	0	8
	22/37/42	190	70	31	4	80	0	5
	23/31	179	59	23	8	85	0	4
	28	136	51	14	7	63	0	1
	32/33	225	75	41	8	90	0	11
	36/45	122	49	27	5	38	0	3
	38/39	158	37	28	6	82	0	5
	40/46	208	87	27	10	72	0	12
	41/43	232	106	44	11	61	2	8
		<u>4,417</u>	<u>1,488</u>	<u>660</u>	<u>155</u>	<u>1,921</u>	<u>5</u>	<u>188</u>
Brighton Chili								
	1/19/27	146	72	33	8	30	0	3
	2	36	20	6	1	9	0	0
	3	60	28	11	4	17	0	0
	4/18/26	98	53	19	4	19	0	3
	5/6/23	98	49	14	1	31	0	3
	7/15	69	33	14	2	16	0	4
	8/10	53	21	8	1	18	0	5
	9/11	86	46	11	6	23	0	0
	12/31	86	45	20	2	18	0	1
	13/21	74	33	16	3	19	1	2
	14/24	131	56	31	9	30	0	5
	16/22/29	156	79	25	7	37	0	8
	17	87	59	8	5	11	0	4
	20/25/28	185	92	42	14	35	0	2
	30/32	65	28	17	1	19	0	0
		<u>1,430</u>	<u>714</u>	<u>275</u>	<u>68</u>	<u>332</u>	<u>1</u>	<u>40</u>
Chili Clarkson								
	1/3	105	53	14	2	35	0	1
	2/5	87	47	10	1	29	0	0
	4	32	20	7	2	3	0	0
	6	30	13	7	0	9	0	1
		<u>254</u>	<u>133</u>	<u>38</u>	<u>5</u>	<u>76</u>	<u>0</u>	<u>2</u>
Clarkson East Rochester								
	1/4/5	124	49	27	3	35	0	10
	2/3	77	36	15	2	23	0	1
	6/7	109	51	15	4	37	0	2
		<u>310</u>	<u>136</u>	<u>57</u>	<u>9</u>	<u>95</u>	<u>0</u>	<u>13</u>
East Rochester Gates								
	1/11/12/32	149	70	27	6	41	0	5
	2/4	70	37	17	1	12	0	3
	3/15	102	58	19	4	15	0	6
	5/23	97	58	12	4	20	0	3
	6/10/22	116	55	30	6	19	0	6
	7/18	82	47	17	2	12	0	4
	8/19	62	35	11	1	12	0	3
	9/33	86	55	18	6	5	0	2
	13/17/29	101	46	29	6	15	0	5

ATTORNEY GENERAL  
DEMOCRATIC PRIMARY  
DETAIL

LEGISLATIVE DISTRICT OR TOWN	ELECTION DISTRICT	TOTAL VOTES	SEAN PATRICK MALONEY	LETITIA A JAMES	LEECCIA R EVE	ZEPHYR TEACHOUT	SCATTER	BLANK AND VOID
			5A	6A	7A	8A		
Gates								
	14/16/21/31	148	79	37	4	16	0	12
	20/25	67	40	13	2	9	0	3
	24/28	108	57	28	5	14	0	4
	26/34/35	84	49	18	2	11	1	3
	27/30	86	50	22	2	10	0	2
Gates		1,358	736	298	51	211	1	61
Greece								
	1/74/82	124	61	24	5	28	0	6
	2/34/54	101	40	19	3	36	0	3
	3/52	61	38	6	0	14	0	3
	4/13/40	88	58	11	3	12	0	4
	5/8/9/20	124	64	26	5	21	0	8
	6/7	80	53	10	4	11	0	2
	10/11/25	103	55	19	2	21	0	6
	12/46/49/55	78	39	16	3	18	1	1
	14/37/81/83	105	53	16	3	27	0	6
	15/71	56	33	11	1	8	0	3
	16/38/76	89	41	21	6	19	0	2
	17/39/93	119	54	30	7	24	1	3
	18/67/69/94	125	66	17	5	35	0	2
	19/23	87	58	12	1	15	0	1
	21/26/30	75	42	19	3	9	0	2
	22/63	67	39	12	1	15	0	0
	24/27	96	44	26	3	14	0	9
	28/45/91	129	61	21	6	33	0	8
	29/66	61	30	14	3	12	1	1
	31/47/50/56	132	71	16	2	36	0	7
	32/59/61	101	45	22	9	19	1	5
	33/57	52	31	4	0	14	0	3
	35/84	70	31	19	2	16	0	2
	36/42	94	50	24	4	12	0	4
	41/48/78	77	48	7	0	19	1	2
	43/70/107	87	54	16	4	9	0	4
	44/89/99	104	72	13	1	17	0	1
	51/68	51	37	3	0	10	1	0
	53/72	73	38	14	5	14	0	2
	58/90	83	50	12	2	13	0	6
	60/75/95	97	61	10	5	19	0	2
	62/96/101	122	63	21	4	31	0	3
	64/80	64	39	4	3	11	0	7
	65	37	23	4	3	4	0	3
	73/85	57	33	8	0	15	0	1
	77	57	32	15	0	7	0	3
	79/106	66	30	19	3	12	0	2
	86	47	28	5	4	9	0	1
	87	28	16	4	4	4	0	0
	88/104/105	108	59	17	5	23	1	3
	92/100	118	64	19	4	24	1	6
	97	91	51	12	3	17	1	7



ATTORNEY GENERAL  
DEMOCRATIC PRIMARY  
DETAIL

LEGISLATIVE DISTRICT OR TOWN	ELECTION DISTRICT	TOTAL VOTES	SEAN PATRICK MALONEY	LETITIA A JAMES	LEECIA R EVE	ZEPHYR TEACHOUT	SCATTER	BLANK AND VOID
			5A	6A	7A	8A		
Greece	98	61	29	9	4	15	2	2
	102/103	65	40	10	2	8	0	5
	108/109	83	45	16	2	16	0	4
Greece		3,793	2,069	653	139	766	11	155
Hamlin	1/6/8	60	23	12	3	20	0	2
	2/5	35	18	2	5	9	0	1
	3/7	54	30	3	1	19	0	1
	4	20	11	2	3	4	0	0
	9/10	35	20	2	1	10	0	2
Hamlin		204	102	21	13	62	0	6
Henrietta	1/12	101	43	19	4	25	1	9
	2/19	84	52	14	1	15	0	2
	3	45	17	9	3	15	0	1
	4/5	133	57	23	3	44	1	5
	6/8	100	55	15	3	24	0	3
	7/22	149	73	21	13	38	0	4
	9/14	108	48	25	2	21	1	11
	10/18	134	64	24	5	37	0	4
	11/23/34	154	75	34	3	38	1	3
	13	89	42	25	2	18	0	2
	15/16	101	47	24	4	20	0	6
	17/25	125	64	24	2	30	0	5
	20/35	147	70	31	4	41	0	1
	21/28	121	68	21	2	25	0	5
	24/33	103	43	24	7	23	0	6
	26	91	46	17	4	22	0	2
	27/31	125	71	21	6	21	0	6
	29	141	58	29	14	34	0	6
	30	119	62	15	4	35	0	3
	32	123	61	19	6	36	0	1
Henrietta		2,293	1,116	434	92	562	4	85
Irondequoit	1/37	116	60	14	2	26	0	14
	2/9/40	131	72	17	3	33	0	6
	3	76	26	14	3	24	1	8
	4/15/30	165	73	34	8	43	0	7
	5/12	130	51	13	6	54	0	6
	6/7	198	91	21	2	79	0	5
	8/10/20	165	78	21	6	52	0	8
	11/23/29	136	59	16	4	49	0	8
	13/17/21	208	78	19	12	90	0	9
	14	86	30	11	3	35	0	7
	16/22	169	85	18	2	59	0	5
	18/26/54	117	71	15	1	24	1	5
	19	95	49	18	2	23	0	3
	24/31	159	63	27	2	64	0	3
	25/33/60	151	76	22	6	40	0	7

ATTORNEY GENERAL  
DEMOCRATIC PRIMARY  
DETAIL

LEGISLATIVE DISTRICT OR TOWN	ELECTION DISTRICT	TOTAL VOTES	SEAN PATRICK MALONEY	LETITIA A JAMES	LEECIA R EVE	ZEPHYR TEACHOUT	SCATTER	BLANK AND VOID
			5A	6A	7A	8A		
Irondequoit								
	27/42/63	118	53	15	5	38	0	7
	28	29	17	2	1	8	0	1
	32/58	132	49	24	4	49	0	6
	34/52	159	87	32	8	24	0	8
	35/41	105	48	16	4	34	0	3
	36/50	67	34	19	4	8	0	2
	38/55/56	157	80	32	5	31	0	9
	39	14	7	2	1	3	0	1
	43/61	126	54	20	7	42	0	3
	44/59	143	70	20	4	43	0	6
	45/48	96	50	14	2	28	0	2
	46/49	125	66	12	3	38	0	6
	47/51/62	174	83	16	7	60	0	8
	53/68	86	57	9	3	14	0	3
	57/65/67	187	88	35	10	39	0	15
	64/66	70	39	16	3	4	1	7
		3,890	1,844	564	133	1,158	3	188
Irondequoit								
Mendon								
	1	65	30	7	2	25	0	1
	2	92	35	11	3	41	0	2
	3/9	125	45	13	6	58	0	3
	4/8	112	42	12	3	51	1	3
	5	54	17	11	1	22	0	3
	6	53	18	8	2	23	0	2
	7	58	27	14	1	15	0	1
		559	214	76	18	235	1	15
Mendon								
Ogden								
	1/8	79	43	12	3	20	0	1
	2/13	73	43	7	4	15	0	4
	3/5	68	39	10	0	19	0	0
	4/18	71	30	6	4	31	0	0
	6/10	65	30	11	0	22	0	2
	7/16/20	69	36	12	2	15	0	4
	9/12	85	41	15	4	20	0	5
	11/14	46	25	12	1	8	0	0
	15/17/19	132	79	9	4	33	0	7
		688	366	94	22	183	0	23
Ogden								
Parma								
	1/11	68	31	12	5	16	0	4
	2/8/12	129	72	15	7	34	0	1
	3/13	58	27	8	1	20	1	1
	4/5/6/7	73	43	6	2	20	0	2
	9/10/14/15	112	56	15	7	29	0	5
		440	229	56	22	119	1	13
Parma								
Penfield								
	1/8	62	36	4	2	17	0	3
	2	52	25	6	1	19	0	1
	3/39	72	34	10	3	24	1	0
	4/14	95	62	12	3	17	0	1

ATTORNEY GENERAL  
DEMOCRATIC PRIMARY  
DETAIL

LEGISLATIVE DISTRICT OR TOWN	ELECTION DISTRICT	TOTAL VOTES	SEAN PATRICK MALONEY	LETITIA A JAMES	LEECCIA R EVE	ZEPHYR TEACHOUT	SCATTER	BLANK AND VOID
			5A	6A	7A	8A		
Penfield	5/9	206	80	36	4	81	0	5
	6/26/34	105	53	14	3	34	0	1
	7/15	148	62	28	1	52	0	5
	10/11/16	111	41	17	4	46	0	3
	12/24	136	51	17	7	56	0	5
	13	98	54	15	4	18	0	7
	17/22	144	53	17	6	63	0	5
	18/23/36	184	66	31	6	75	1	5
	19/30	154	71	24	6	50	0	3
	20/37/42	154	93	19	1	37	0	4
	21/27/28	213	97	34	4	71	0	7
	25/33	79	34	11	5	28	0	1
	29/35	132	64	16	2	47	0	3
	31/32	95	54	6	5	28	0	2
	38/40	90	48	10	4	27	0	1
	41	56	29	14	2	10	0	1
Penfield		2,386	1,107	341	73	800	2	63
Perinton	1/39	132	65	18	6	41	0	2
	2	82	31	11	2	36	0	2
	3/32	118	62	15	0	37	0	4
	4/5/7	177	69	27	2	74	0	5
	6/25	118	47	11	6	49	0	5
	8/27	108	37	16	3	49	0	3
	9/43	125	56	24	7	33	0	5
	10/11/46	148	73	18	6	44	1	6
	12/16/18	171	84	16	2	62	1	6
	13/55	103	40	16	6	40	0	1
	14/38	160	77	25	1	54	0	3
	15/26	105	44	22	2	34	0	3
	17/44	129	41	19	2	62	0	5
	19/23	135	56	24	2	50	0	3
	20/54	121	50	23	8	35	1	4
	21	83	46	9	1	22	0	5
	22/29/41	111	45	13	3	46	1	3
	24/34	147	72	25	5	35	0	10
	28/49/51	146	67	22	2	54	0	1
	30/36	85	34	8	2	36	1	4
	31/40/48	143	57	17	1	62	0	6
	33/53	110	30	13	7	55	0	5
	35/52	133	66	28	4	33	0	2
	37/42	118	53	15	1	44	0	5
	45	84	48	7	3	23	0	3
	47/56	104	48	19	1	30	1	5
	50	18	7	4	2	5	0	0
Perinton		3,214	1,405	465	87	1,145	6	106
Pittsford	1/2	142	52	18	0	64	0	8
	3	111	45	11	5	39	0	11

ATTORNEY GENERAL  
DEMOCRATIC PRIMARY  
DETAIL

LEGISLATIVE DISTRICT OR TOWN	ELECTION DISTRICT	TOTAL VOTES	SEAN PATRICK MALONEY	LETITIA A JAMES	LEECCIA R EVE	ZEPHYR TEACHOUT	SCATTER	BLANK AND VOID
			5A	6A	7A	8A		
Pittsford								
	4/12	123	53	14	7	44	0	5
	5/20	174	53	25	4	85	0	7
	6/9	136	59	15	0	54	0	8
	7/16	84	36	15	2	29	0	2
	8	50	18	8	0	23	0	1
	10/31	142	51	26	5	52	0	8
	11/23	94	39	12	1	38	1	3
	13/30	114	34	29	2	47	0	2
	14	86	32	8	3	39	1	3
	15	42	23	2	1	16	0	0
	17	102	28	14	4	53	0	3
	18	67	36	9	2	18	0	2
	19/29	93	57	9	1	25	1	0
	21	78	26	8	7	33	0	4
	22/33	196	75	24	4	86	0	7
	24	81	26	11	0	41	0	3
	25/28	158	59	27	4	63	0	5
	26/27	119	43	18	3	50	0	5
	32	85	27	14	5	36	0	3
	34	95	39	14	0	41	0	1
Pittsford		2,372	911	331	60	976	3	91
Riga								
	1/2/3/6	143	74	18	7	40	0	4
	4/5	50	27	6	0	14	0	3
Riga		193	101	24	7	54	0	7
Rush								
	1/2	85	25	18	2	36	0	4
	3/4	127	44	27	4	45	0	7
Rush		212	69	45	6	81	0	11
Sweden								
	1/5/6	122	49	19	4	45	1	4
	2/3	98	36	17	0	40	0	5
	4/9/11	116	48	21	5	39	0	3
	7/8/10/12	147	74	13	6	46	0	8
Sweden		483	207	70	15	170	1	20
Webster								
	1/2	146	76	22	2	43	0	3
	3/36	116	59	20	2	34	0	1
	4/14	66	33	12	1	17	0	3
	5/21/29	135	60	20	4	46	0	5
	6/11	73	40	7	3	20	0	3
	7/12/22	171	84	22	9	51	0	5
	8/13	87	43	9	3	30	0	2
	9/41	91	36	13	2	39	0	1
	10/28	113	43	10	6	48	1	5
	15/43	75	39	11	2	21	0	2
	16/26	91	46	14	2	27	0	2
	17/20/42	130	82	15	0	32	0	1
	18/19	88	48	13	0	25	0	2

ATTORNEY GENERAL  
DEMOCRATIC PRIMARY  
DETAIL

LEGISLATIVE DISTRICT OR TOWN	ELECTION DISTRICT	TOTAL VOTES	SEAN PATRICK MALONEY	LETITIA A JAMES	LEE CIA R EVE	ZEPHYR TEACHOUT	SCATTER	BLANK AND VOID
			5A	6A	7A	8A		
Webster								
	23/32	88	48	8	1	29	0	2
	24	82	45	17	1	17	1	1
	25/38	88	49	13	3	20	1	2
	27	75	49	9	2	13	0	2
	30	38	21	10	1	6	0	0
	31/35	80	44	9	2	22	0	3
	33/34	74	30	7	4	31	0	2
	37/39	160	70	30	4	54	1	1
	40	111	67	11	3	20	2	8
Webster		2,178	1,112	302	57	645	6	56
Wheatland								
	1/3	115	37	19	3	55	0	1
	2	50	18	8	3	18	0	3
	4/5	83	37	17	0	26	1	2
Wheatland		248	92	44	6	99	1	6
TOWNS		30,922	14,151	4,848	1,038	9,690	46	1,149
GRAND TOTAL:		47,832	20,133	9,345	1,771	13,977	54	2,552

MEMBER OF ASSEMBLY  
136TH DISTRICT  
DEMOCRATIC PRIMARY  
SUMMARY

LEGISLATIVE DISTRICT OR TOWN	TOTAL VOTES	JAMIE L ROMEO 9A	TODD P GRADY 10A	JACLYN RICHARD 11A	SCATTER	BLANK AND VOID
Leg. Dist. 07	153	79	21	27	1	25
Leg. Dist. 21	375	175	34	119	2	45
Leg. Dist. 23	1,024	570	182	174	0	98
Leg. Dist. 26	936	476	97	236	4	123
Leg. Dist. 28	638	265	91	174	1	107
Leg. Dist. 29	395	224	43	71	2	55
CITY	3,521	1,789	468	801	10	453
Brighton	4,417	2,461	382	1,155	26	393
Irondequoit	3,890	2,371	455	739	6	319
TOWNS	8,307	4,832	837	1,894	32	712
GRAND TOTAL:	11,828	6,621	1,305	2,695	42	1,165

MEMBER OF ASSEMBLY  
136TH DISTRICT  
DEMOCRATIC PRIMARY  
DETAIL

LEGISLATIVE DISTRICT OR TOWN	ELECTION DISTRICT	TOTAL VOTES	JAMIE L ROMEO	TODD P GRADY	JACLYN RICHARD	SCATTER	BLANK AND VOID
			9A	10A	11A		
Leg. Dist. 07							
	1/16-1	87	47	10	15	1	14
	2	66	32	11	12	0	11
Leg. Dist. 07		153	79	21	27	1	25
Leg. Dist. 21							
	7	154	69	14	50	0	21
	8	44	18	2	16	0	8
	20	54	29	2	18	0	5
	24	123	59	16	35	2	11
Leg. Dist. 21		375	175	34	119	2	45
Leg. Dist. 23							
	12/22	203	119	21	39	0	24
	16/18	245	140	31	46	0	28
	19/27	165	98	17	32	0	18
	24	75	45	8	10	0	12
	25/26	336	168	105	47	0	16
Leg. Dist. 23		1,024	570	182	174	0	98
Leg. Dist. 26							
	1/13/14	224	128	22	59	0	15
	2/12/17	131	75	14	26	0	16
	3	28	12	3	8	0	5
	4/5/11	131	75	12	30	1	13
	6	62	23	7	17	1	14
	7	53	25	3	15	0	10
	8	69	29	4	21	0	15
	9	65	25	10	19	1	10
	10	47	17	5	14	1	10
	15	71	29	11	23	0	8
	16	55	38	6	4	0	7
Leg. Dist. 26		936	476	97	236	4	123
Leg. Dist. 28							
	1	55	25	4	18	0	8
	2	40	14	4	18	0	4
	4	40	10	10	10	0	10
	5	39	19	4	9	1	6
	6	97	37	17	32	0	11
	7	89	32	12	18	0	27
	9	58	29	9	11	0	9
	16	46	12	6	17	0	11
	18	47	21	5	14	0	7
	20	49	24	10	12	0	3
	21	78	42	10	15	0	11
Leg. Dist. 28		638	265	91	174	1	107
Leg. Dist. 29							
	8	21	12	0	3	0	6
	17	41	23	6	9	1	2
	18/21	154	83	18	31	1	21
	22	71	33	11	16	0	11
	23	108	73	8	12	0	15
Leg. Dist. 29		395	224	43	71	2	55

MEMBER OF ASSEMBLY  
136TH DISTRICT  
DEMOCRATIC PRIMARY  
DETAIL

LEGISLATIVE DISTRICT OR TOWN	ELECTION DISTRICT	TOTAL VOTES	JAMIE L ROMEO	TODD P GRADY	JACLYN RICHARD	SCATTER	BLANK AND VOID
			9A	10A	11A		
CITY		3,521	1,789	468	801	10	453
Brighton							
	1/13	218	141	18	43	0	16
	2/26/44	142	63	17	46	0	16
	3	95	48	9	29	0	9
	4/5	273	160	10	76	5	22
	6	153	89	10	45	0	9
	7/11	202	113	22	48	0	19
	8/16	122	69	8	23	3	19
	9/25/27	294	173	16	81	3	21
	10/21	226	128	18	56	3	21
	12/19	252	141	13	77	0	21
	14/30	297	163	29	85	0	20
	15/24/34	286	165	33	68	1	19
	17	69	29	24	10	0	6
	18/29	172	99	16	42	1	14
	20/35	166	86	17	43	0	20
	22/37/42	190	115	15	36	4	20
	23/31	179	112	13	43	0	11
	28	136	73	8	38	1	16
	32/33	225	122	22	58	1	22
	36/45	122	48	14	42	0	18
	38/39	158	93	9	46	1	9
	40/46	208	116	23	44	2	23
	41/43	232	115	18	76	1	22
Brighton		4,417	2,461	382	1,155	26	393
Irondequoit							
	1/37	116	71	6	24	0	15
	2/9/40	131	83	17	18	0	13
	3	76	41	11	11	0	13
	4/15/30	165	131	10	18	0	6
	5/12	130	69	8	43	0	10
	6/7	198	124	29	35	1	9
	8/10/20	165	114	20	17	0	14
	11/23/29	136	68	22	33	0	13
	13/17/21	208	123	36	39	0	10
	14	86	42	9	22	0	13
	16/22	169	95	30	32	0	12
	18/26/54	117	72	7	25	2	11
	19	95	58	9	20	0	8
	24/31	159	89	31	29	0	10
	25/33/60	151	93	17	27	0	14
	27/42/63	118	66	28	17	1	6
	28	29	12	5	8	0	4
	32/58	132	86	16	22	1	7
	34/52	159	103	18	29	0	9
	35/41	105	50	13	34	0	8
	36/50	67	31	7	16	0	13
	38/55/56	157	104	13	25	1	14
	39	14	11	1	0	0	2
	43/61	126	68	10	34	0	14



MEMBER OF ASSEMBLY  
136TH DISTRICT  
DEMOCRATIC PRIMARY  
DETAIL

LEGISLATIVE DISTRICT OR TOWN	ELECTION DISTRICT	TOTAL VOTES	JAMIE L ROMEO <u>9A</u>	TODD P GRADY <u>10A</u>	JACLYN RICHARD <u>11A</u>	<u>SCATTER</u>	BLANK AND VOID
Irondequoit							
	44/59	143	94	15	25	0	9
	45/48	96	55	11	23	0	7
	46/49	125	73	13	28	0	11
	47/51/62	174	124	11	29	0	10
	53/68	86	60	7	13	0	6
	57/65/67	187	126	13	31	0	17
	64/66	<u>70</u>	<u>35</u>	<u>12</u>	<u>12</u>	<u>0</u>	<u>11</u>
Irondequoit		<u>3,890</u>	<u>2,371</u>	<u>455</u>	<u>739</u>	<u>6</u>	<u>319</u>
TOWNS		<u>8,307</u>	<u>4,832</u>	<u>837</u>	<u>1,894</u>	<u>32</u>	<u>712</u>
GRAND TOTAL:		<u><u>11,828</u></u>	<u><u>6,621</u></u>	<u><u>1,305</u></u>	<u><u>2,695</u></u>	<u><u>42</u></u>	<u><u>1,165</u></u>

MEMBER OF ASSEMBLY  
137TH DISTRICT  
DEMOCRATIC PRIMARY  
SUMMARY

LEGISLATIVE DISTRICT OR TOWN	TOTAL VOTES	ANN C LEWIS 9A	DAVID F GANTT 10A	SCATTER	BLANK AND VOID
Leg. Dist. 21	699	260	378	0	61
Leg. Dist. 22	1,519	445	934	2	138
Leg. Dist. 23	65	43	14	1	7
Leg. Dist. 25	2,005	820	1,001	5	179
Leg. Dist. 27	2,573	915	1,501	4	153
Leg. Dist. 28	44	14	28	0	2
Leg. Dist. 29	554	161	356	0	37
CITY	7,459	2,658	4,212	12	577
Gates	1,358	740	540	1	77
TOWNS	1,358	740	540	1	77
GRAND TOTAL:	8,817	3,398	4,752	13	654

MEMBER OF ASSEMBLY  
137TH DISTRICT  
DEMOCRATIC PRIMARY  
DETAIL

LEGISLATIVE DISTRICT OR TOWN	ELECTION DISTRICT	TOTAL VOTES	ANN C LEWIS 9A	DAVID F GANTT 10A	SCATTER	BLANK AND VOID
Leg. Dist. 21	5	69	40	18	0	11
	11	70	18	47	0	5
	13	71	41	25	0	5
	16	41	9	27	0	5
	18	63	23	33	0	7
	19	40	12	22	0	6
	21	69	28	37	0	4
	22	81	27	43	0	11
	23	74	28	44	0	2
	25/27	121	34	82	0	5
Leg. Dist. 21		699	260	378	0	61
Leg. Dist. 22	1/17	127	31	84	0	12
	2/13	53	10	33	0	10
	3	71	12	40	0	19
	4/16/19	81	21	57	0	3
	5/29-13	73	16	53	0	4
	6	60	12	42	0	6
	7	32	5	18	0	9
	8/22	117	34	76	1	6
	9/10	91	13	75	0	3
	11/21	155	56	89	0	10
	12/23	75	16	58	0	1
	14/15	115	24	81	0	10
	18	42	10	22	0	10
	20/24	110	21	88	0	1
	25	161	83	55	1	22
	26/25-19	82	58	19	0	5
	27	74	23	44	0	7
Leg. Dist. 22		1,519	445	934	2	138
Leg. Dist. 23	23	65	43	14	1	7
Leg. Dist. 23		65	43	14	1	7
Leg. Dist. 25	1/22	211	125	72	0	14
	2	98	42	48	0	8
	3	155	44	100	0	11
	4	55	18	28	0	9
	5	95	28	64	0	3
	6	89	54	28	0	7
	7	113	29	68	0	16
	8	99	27	68	0	4
	9	43	13	24	0	6
	10	113	62	37	2	12
	11	54	18	33	0	3
	13	73	19	48	0	6
	14/24	68	45	16	0	7
	15	73	25	45	0	3
	16/27-22	121	46	66	0	9
	17/27-20	120	37	77	0	6

MEMBER OF ASSEMBLY  
137TH DISTRICT  
DEMOCRATIC PRIMARY  
DETAIL

LEGISLATIVE DISTRICT OR TOWN	ELECTION DISTRICT	TOTAL VOTES	ANN C LEWIS	DAVID F GANTT	SCATTER	BLANK AND VOID
			9A	10A		
Leg. Dist. 25						
	18	99	41	50	0	8
	20	26	14	11	0	1
	21/28-19	50	13	33	0	4
	23	11	7	2	1	1
	25	189	89	69	2	29
	26/27	50	24	14	0	12
Leg. Dist. 25		2,005	820	1,001	5	179
Leg. Dist. 27						
	1/10	235	107	114	0	14
	2	140	54	77	0	9
	3/7	197	87	98	0	12
	4	132	51	78	0	3
	5	139	49	80	2	8
	6	101	28	64	0	9
	8	214	63	135	0	16
	9	151	70	68	0	13
	11	121	48	67	1	5
	12/16	216	71	133	0	12
	13/21	188	68	109	0	11
	14	101	26	69	0	6
	15	136	40	92	0	4
	17	115	34	74	0	7
	18/28-3	98	28	65	0	5
	19	138	40	90	0	8
	23	78	24	46	1	7
	25/26	73	27	42	0	4
Leg. Dist. 27		2,573	915	1,501	4	153
Leg. Dist. 28						
	12	41	14	25	0	2
	17	3	0	3	0	0
Leg. Dist. 28		44	14	28	0	2
Leg. Dist. 29						
	2/26	52	12	36	0	4
	10	76	25	47	0	4
	11/14	103	32	65	0	6
	12	64	14	45	0	5
	15/16	66	22	37	0	7
	20	94	31	56	0	7
	24	99	25	70	0	4
Leg. Dist. 29		554	161	356	0	37
CITY		7,459	2,658	4,212	12	577
Gates						
	1/11/12/32	149	90	52	0	7
	2/4	70	34	31	0	5
	3/15	102	53	41	1	7
	5/23	97	61	31	0	5
	6/10/22	116	64	46	0	6
	7/18	82	55	23	0	4
	8/19	62	38	22	0	2

MEMBER OF ASSEMBLY  
137TH DISTRICT  
DEMOCRATIC PRIMARY  
DETAIL

LEGISLATIVE DISTRICT OR TOWN	ELECTION DISTRICT	TOTAL VOTES	ANN C LEWIS 9A	DAVID F GANTT 10A	SCATTER	BLANK AND VOID
Gates	9/33	86	38	45	0	3
	13/17/29	101	61	35	0	5
	14/16/21/31	148	66	68	0	14
	20/25	67	32	31	0	4
	24/28	108	67	34	0	7
	26/34/35	84	38	41	0	5
	27/30	86	43	40	0	3
Gates		<u>1,358</u>	<u>740</u>	<u>540</u>	<u>1</u>	<u>77</u>
TOWNS		<u>1,358</u>	<u>740</u>	<u>540</u>	<u>1</u>	<u>77</u>
GRAND TOTAL:		<u><u>8,817</u></u>	<u><u>3,398</u></u>	<u><u>4,752</u></u>	<u><u>13</u></u>	<u><u>654</u></u>

CITY COURT JUDGE  
DEMOCRATIC PRIMARY  
SUMMARY

LEGISLATIVE DISTRICT OR TOWN	TOTAL VOTES	MICHAEL C LOPEZ 12A	GIL R PEREZ 13A	SCATTER	BLANK AND VOID
Leg. Dist. 07	153	73	47	0	33
Leg. Dist. 21	2,393	1,358	679	3	353
Leg. Dist. 22	1,519	756	477	3	283
Leg. Dist. 23	2,703	1,646	667	8	382
Leg. Dist. 24	1,965	1,242	435	2	286
Leg. Dist. 25	2,228	1,226	565	8	429
Leg. Dist. 26	936	531	264	5	136
Leg. Dist. 27	2,573	1,578	613	5	377
Leg. Dist. 28	987	516	305	3	163
Leg. Dist. 29	1,453	765	472	2	214
GRAND TOTAL:	<u>16,910</u>	<u>9,691</u>	<u>4,524</u>	<u>39</u>	<u>2,656</u>

CITY COURT JUDGE  
DEMOCRATIC PRIMARY  
DETAIL

LEGISLATIVE DISTRICT OR TOWN	ELECTION DISTRICT	TOTAL VOTES	MICHAEL C LOPEZ	GIL R PEREZ	SCATTER	BLANK AND VOID
			12A	13A		
Leg. Dist. 07						
	1/16-1	87	37	30	0	20
	2	66	36	17	0	13
Leg. Dist. 07		153	73	47	0	33
Leg. Dist. 21						
	1	117	69	26	0	22
	2/14	131	81	37	0	13
	3	47	31	8	0	8
	4/15	181	105	54	0	22
	5	69	21	39	0	9
	6	121	70	33	0	18
	7	154	86	42	1	25
	8	44	22	12	0	10
	9	120	59	37	0	24
	10/23-13	278	159	69	1	49
	11	70	36	22	0	12
	12	186	114	49	0	23
	13	71	47	21	0	3
	16	41	17	20	0	4
	17/26	138	89	34	0	15
	18	63	33	18	0	12
	19	40	24	7	0	9
	20	54	27	13	0	14
	21	69	38	24	0	7
	22	81	48	23	0	10
	23	74	47	21	0	6
	24	123	65	42	1	15
	25/27	121	70	28	0	23
Leg. Dist. 21		2,393	1,358	679	3	353
Leg. Dist. 22						
	1/17	127	65	31	0	31
	2/13	53	30	9	0	14
	3	71	20	34	0	17
	4/16/19	81	42	29	1	9
	5/29-13	73	33	25	0	15
	6	60	31	17	0	12
	7	32	15	7	0	10
	8/22	117	68	33	0	16
	9/10	91	48	35	0	8
	11/21	155	74	44	0	37
	12/23	75	31	35	0	9
	14/15	115	60	36	1	18
	18	42	18	15	0	9
	20/24	110	45	46	0	19
	25	161	87	36	0	38
	26/25-19	82	47	22	1	12
	27	74	42	23	0	9
Leg. Dist. 22		1,519	756	477	3	283
Leg. Dist. 23						
	1/6/9	178	96	57	0	25
	2/3	143	90	35	1	17

CITY COURT JUDGE  
DEMOCRATIC PRIMARY  
DETAIL

LEGISLATIVE DISTRICT OR TOWN	ELECTION DISTRICT	TOTAL VOTES	MICHAEL C LOPEZ	GIL R PEREZ	SCATTER	BLANK AND VOID
			12A	13A		
Leg. Dist. 23						
	4	191	137	27	0	27
	5/7	176	96	58	0	22
	8/14	193	124	50	0	19
	10/20	221	142	54	0	25
	11/28	204	121	50	1	32
	12/22	203	130	35	2	36
	15/29	65	37	15	0	13
	16/18	245	144	60	1	40
	17	138	74	47	1	16
	19/27	165	97	42	0	26
	21	105	75	15	0	15
	23	65	30	24	1	10
	24	75	36	19	0	20
	25/26	336	217	79	1	39
Leg. Dist. 23		2,703	1,646	667	8	382
Leg. Dist. 24						
	1/13	306	190	66	0	50
	2/3/6/22/23	355	229	79	0	47
	4/10	350	214	82	2	52
	5/24	116	92	16	0	8
	7/19	72	38	19	0	15
	8/9	161	105	31	0	25
	11/12	54	33	11	0	10
	14/20/21	185	127	33	0	25
	15	149	83	40	0	26
	16/18	200	116	57	0	27
	17	17	15	1	0	1
Leg. Dist. 24		1,965	1,242	435	2	286
Leg. Dist. 25						
	1/22	211	120	64	1	26
	2	98	49	29	0	20
	3	155	73	46	1	35
	4	55	27	10	0	18
	5	95	55	25	0	15
	6	89	42	30	0	17
	7	113	53	28	0	32
	8	99	57	26	0	16
	9	43	27	13	0	3
	10	113	68	18	0	27
	11	54	25	14	0	15
	12/28	124	82	25	0	17
	13	73	32	18	0	23
	14/24	68	42	16	0	10
	15	73	42	22	0	9
	16/27-22	121	62	34	0	25
	17/27-20	120	75	17	0	28
	18	99	64	19	2	14
	20	26	15	7	1	3
	21/28-19	50	23	18	0	9
	23	11	6	4	1	0



CITY COURT JUDGE  
DEMOCRATIC PRIMARY  
DETAIL

LEGISLATIVE DISTRICT OR TOWN	ELECTION DISTRICT	TOTAL VOTES	MICHAEL C LOPEZ	GIL R PEREZ	SCATTER	BLANK AND VOID
			12A	13A		
Leg. Dist. 25	25	189	100	50	2	37
	26/27	50	25	13	0	12
	29	40	26	9	0	5
	30	59	36	10	0	13
Leg. Dist. 25		2,228	1,226	565	8	429
Leg. Dist. 26	1/13/14	224	132	68	0	24
	2/12/17	131	69	38	2	22
	3	28	11	12	0	5
	4/5/11	131	77	34	0	20
	6	62	40	10	1	11
	7	53	30	16	0	7
	8	69	37	17	0	15
	9	65	41	14	0	10
	10	47	20	17	1	9
	15	71	44	21	1	5
	16	55	30	17	0	8
Leg. Dist. 26		936	531	264	5	136
Leg. Dist. 27	1/10	235	135	60	0	40
	2	140	90	30	0	20
	3/7	197	122	47	0	28
	4	132	80	32	2	18
	5	139	91	24	0	24
	6	101	65	18	0	18
	8	214	119	52	0	43
	9	151	100	33	0	18
	11	121	83	28	0	10
	12/16	216	138	57	0	21
	13/21	188	120	47	0	21
	14	101	66	26	1	8
	15	136	89	30	1	16
	17	115	63	22	0	30
	18/28-3	98	47	41	0	10
	19	138	85	30	0	23
	23	78	37	21	1	19
	25/26	73	48	15	0	10
Leg. Dist. 27		2,573	1,578	613	5	377
Leg. Dist. 28	1	55	35	15	0	5
	2	40	20	17	0	3
	4	40	14	12	0	14
	5	39	16	13	1	9
	6	97	49	30	0	18
	7	89	35	29	1	24
	8	67	39	19	0	9
	9	58	45	7	0	6
	10	27	13	10	0	4
	11	47	23	16	0	8
	12	41	21	15	0	5

CITY COURT JUDGE  
DEMOCRATIC PRIMARY  
DETAIL

LEGISLATIVE DISTRICT OR TOWN	ELECTION DISTRICT	TOTAL VOTES	MICHAEL C LOPEZ	GIL R PEREZ	SCATTER	BLANK AND VOID
			12A	13A		
Leg. Dist. 28						
	13	48	27	13	0	8
	14	59	36	19	0	4
	15	26	16	8	1	1
	16	46	23	16	0	7
	17	3	1	0	0	2
	18	47	19	22	0	6
	20	49	26	15	0	8
	21	78	47	19	0	12
	22	31	11	10	0	10
Leg. Dist. 28		<u>987</u>	<u>516</u>	<u>305</u>	<u>3</u>	<u>163</u>
Leg. Dist. 29						
	1	4	3	0	0	1
	2/26	52	28	17	0	7
	3/9	101	55	27	0	19
	4/6	105	68	30	0	7
	5	69	39	23	0	7
	7	49	37	8	0	4
	8	21	6	11	0	4
	10	76	46	18	0	12
	11/14	103	52	46	0	5
	12	64	30	25	0	9
	15/16	66	27	23	0	16
	17	41	22	12	2	5
	18/21	154	93	35	0	26
	19	38	20	14	0	4
	20	94	50	28	0	16
	22	71	33	24	0	14
	23	108	35	61	0	12
	24	99	52	32	0	15
	25/28	138	69	38	0	31
Leg. Dist. 29		<u>1,453</u>	<u>765</u>	<u>472</u>	<u>2</u>	<u>214</u>
GRAND TOTAL:		<u><u>16,910</u></u>	<u><u>9,691</u></u>	<u><u>4,524</u></u>	<u><u>39</u></u>	<u><u>2,656</u></u>

COMMISSIONER OF SCHOOLS  
CITY OF ROCHESTER  
DEMOCRATIC PRIMARY  
(VOTE FOR 2)  
SUMMARY

LEGISLATIVE DISTRICT OR TOWN	TOTAL VOTES	JUDITH DAVIS 14A	BEATRIZ B LEBRON 15A	MELANIE M FUNCHESS 16A	SCATTER	BLANK AND VOID
Leg. Dist. 07	306	74	64	62	0	106
Leg. Dist. 21	4,786	916	1,143	998	5	1,724
Leg. Dist. 22	3,038	695	703	426	0	1,214
Leg. Dist. 23	5,406	933	1,388	1,156	12	1,917
Leg. Dist. 24	3,930	604	1,047	866	5	1,408
Leg. Dist. 25	4,456	932	913	812	10	1,789
Leg. Dist. 26	1,872	423	452	360	3	634
Leg. Dist. 27	5,146	1,140	1,033	1,030	5	1,938
Leg. Dist. 28	1,974	456	426	336	4	752
Leg. Dist. 29	2,906	667	641	443	3	1,152
<b>GRAND TOTAL:</b>	<b>33,820</b>	<b>6,840</b>	<b>7,810</b>	<b>6,489</b>	<b>47</b>	<b>12,634</b>

COMMISSIONER OF SCHOOLS  
CITY OF ROCHESTER  
DEMOCRATIC PRIMARY  
(VOTE FOR 2)  
DETAIL

LEGISLATIVE DISTRICT OR TOWN	ELECTION DISTRICT	TOTAL VOTES	JUDITH DAVIS 14A	BEATRIZ B LEBRON 15A	MELANIE M FUNCHESS 16A	SCATTER	BLANK AND VOID
Leg. Dist. 07	1/16-1	174	36	34	33	0	71
	2	132	38	30	29	0	35
Leg. Dist. 07		306	74	64	62	0	106
Leg. Dist. 21	1	234	38	57	45	0	94
	2/14	262	44	73	48	3	94
	3	94	23	27	17	0	27
	4/15	362	73	59	73	0	157
	5	138	25	37	35	0	41
	6	242	42	52	42	0	106
	7	308	58	79	75	0	96
	8	88	8	21	27	0	32
	9	240	40	66	55	0	79
	10/23-13	556	89	140	106	1	220
	11	140	30	29	21	0	60
	12	372	64	82	74	0	152
	13	142	30	37	36	0	39
	16	82	17	20	15	0	30
	17/26	276	48	70	66	0	92
	18	126	27	27	23	0	49
	19	80	20	16	12	0	32
	20	108	20	24	14	0	50
	21	138	33	38	39	0	28
	22	162	36	40	31	0	55
	23	148	35	39	31	0	43
	24	246	56	52	45	1	92
	25/27	242	60	58	68	0	56
Leg. Dist. 21		4,786	916	1,143	998	5	1,724
Leg. Dist. 22	1/17	254	56	57	30	0	111
	2/13	106	17	20	9	0	60
	3	142	17	37	17	0	71
	4/16/19	162	48	41	31	0	42
	5/29-13	146	42	45	23	0	36
	6	120	26	25	12	0	57
	7	64	14	5	8	0	37
	8/22	234	54	54	35	0	91
	9/10	182	63	47	31	0	41
	11/21	310	66	47	39	0	158
	12/23	150	38	52	25	0	35
	14/15	230	54	58	28	0	90
	18	84	19	18	9	0	38
	20/24	220	61	63	27	0	69
	25	322	58	61	47	0	156
	26/25-19	164	29	48	31	0	56
	27	148	33	25	24	0	66
Leg. Dist. 22		3,038	695	703	426	0	1,214
Leg. Dist. 23	1/6/9	356	65	84	77	0	130
	2/3	286	45	68	62	3	108

COMMISSIONER OF SCHOOLS  
CITY OF ROCHESTER  
DEMOCRATIC PRIMARY  
(VOTE FOR 2)  
DETAIL

LEGISLATIVE DISTRICT OR TOWN	ELECTION DISTRICT	TOTAL VOTES	JUDITH DAVIS	BEATRIZ B LEBRON	MELANIE M FUNCHESS	SCATTER	BLANK AND VOID
			14A	15A	16A		
Leg. Dist. 23							
	4	382	46	110	78	0	148
	5/7	352	54	95	77	0	126
	8/14	386	91	110	98	0	87
	10/20	442	66	126	99	1	150
	11/28	408	63	113	85	2	145
	12/22	406	61	110	90	1	144
	15/29	130	22	32	34	0	42
	16/18	490	80	117	93	1	199
	17	276	65	66	54	1	90
	19/27	330	55	74	64	1	136
	21	210	38	48	36	0	88
	23	130	32	27	28	0	43
	24	150	25	25	28	1	71
	25/26	672	125	183	153	1	210
Leg. Dist. 23		5,406	933	1,388	1,156	12	1,917
Leg. Dist. 24							
	1/13	612	71	164	148	0	229
	2/3/6/22/23	710	83	196	192	0	239
	4/10	700	108	192	152	5	243
	5/24	232	37	62	55	0	78
	7/19	144	25	30	37	0	52
	8/9	322	50	84	53	0	135
	11/12	108	30	30	13	0	35
	14/20/21	370	59	99	85	0	127
	15	298	67	77	53	0	101
	16/18	400	66	101	71	0	162
	17	34	8	12	7	0	7
Leg. Dist. 24		3,930	604	1,047	866	5	1,408
Leg. Dist. 25							
	1/22	422	110	112	98	0	102
	2	196	39	25	31	0	101
	3	310	74	61	43	1	131
	4	110	20	15	18	0	57
	5	190	44	39	34	0	73
	6	178	31	42	50	0	55
	7	226	42	33	36	0	115
	8	198	50	36	30	2	80
	9	86	31	7	9	0	39
	10	226	47	50	40	0	89
	11	108	18	19	25	0	46
	12/28	248	38	65	54	0	91
	13	146	27	26	22	0	71
	14/24	136	22	32	32	0	50
	15	146	44	24	30	0	48
	16/27-22	242	54	43	32	0	113
	17/27-20	240	47	40	34	0	119
	18	198	46	41	32	1	78
	20	52	10	12	11	2	17
	21/28-19	100	21	20	13	0	46
	23	22	2	8	3	1	8

COMMISSIONER OF SCHOOLS  
CITY OF ROCHESTER  
DEMOCRATIC PRIMARY  
(VOTE FOR 2)  
DETAIL

LEGISLATIVE DISTRICT OR TOWN	ELECTION DISTRICT	TOTAL VOTES	JUDITH DAVIS	BEATRIZ B LEBRON	MELANIE M FUNCHESS	SCATTER	BLANK AND VOID
			14A	15A	16A		
Leg. Dist. 25							
	25	378	59	88	66	3	162
	26/27	100	19	24	26	0	31
	29	80	12	22	24	0	22
	30	118	25	29	19	0	45
		<u>4,456</u>	<u>932</u>	<u>913</u>	<u>812</u>	<u>10</u>	<u>1,789</u>
Leg. Dist. 26							
	1/13/14	448	120	125	107	0	96
	2/12/17	262	48	55	39	0	120
	3	56	14	13	10	0	19
	4/5/11	262	62	71	56	0	73
	6	124	26	29	22	1	46
	7	106	20	25	17	0	44
	8	138	34	24	20	0	60
	9	130	35	32	23	0	40
	10	94	17	17	15	0	45
	15	142	26	39	31	2	44
	16	110	21	22	20	0	47
		<u>1,872</u>	<u>423</u>	<u>452</u>	<u>360</u>	<u>3</u>	<u>634</u>
Leg. Dist. 27							
	1/10	470	91	88	88	0	203
	2	280	76	56	55	0	93
	3/7	394	82	86	77	0	149
	4	264	63	58	50	0	93
	5	278	54	60	57	1	106
	6	202	38	35	36	0	93
	8	428	97	70	77	0	184
	9	302	70	61	78	0	93
	11	242	55	45	51	0	91
	12/16	432	122	102	110	0	98
	13/21	376	64	79	79	1	153
	14	202	44	40	38	0	80
	15	272	71	49	65	0	87
	17	230	48	40	36	0	106
	18/28-3	196	49	53	33	0	61
	19	276	45	49	57	2	123
	23	156	28	33	20	1	74
	25/26	146	43	29	23	0	51
		<u>5,146</u>	<u>1,140</u>	<u>1,033</u>	<u>1,030</u>	<u>5</u>	<u>1,938</u>
Leg. Dist. 28							
	1	110	26	34	14	0	36
	2	80	18	23	17	0	22
	4	80	15	11	16	0	38
	5	78	21	15	9	1	32
	6	194	40	53	50	0	51
	7	178	45	29	31	0	73
	8	134	30	31	14	0	59
	9	116	23	25	25	1	42
	10	54	11	10	7	0	26
	11	94	22	12	9	0	51
	12	82	23	19	11	0	29

COMMISSIONER OF SCHOOLS  
CITY OF ROCHESTER  
DEMOCRATIC PRIMARY  
(VOTE FOR 2)  
DETAIL

LEGISLATIVE DISTRICT OR TOWN	ELECTION DISTRICT	TOTAL VOTES	JUDITH DAVIS 14A	BEATRIZ B LEBRON 15A	MELANIE M FUNCHESS 16A	SCATTER	BLANK AND VOID
Leg. Dist. 28							
	13	96	23	17	15	0	41
	14	118	34	27	19	0	38
	15	52	17	10	10	0	15
	16	92	19	15	18	0	40
	17	6	1	0	3	0	2
	18	94	21	22	16	0	35
	20	98	22	21	21	1	33
	21	156	30	33	24	0	69
	22	62	15	19	7	1	20
Leg. Dist. 28		<u>1,974</u>	<u>456</u>	<u>426</u>	<u>336</u>	<u>4</u>	<u>752</u>
Leg. Dist. 29							
	1	8	2	1	0	0	5
	2/26	104	32	25	18	0	29
	3/9	202	38	48	29	0	87
	4/6	210	56	45	35	0	74
	5	138	32	33	21	0	52
	7	98	17	30	25	0	26
	8	42	11	6	6	0	19
	10	152	43	34	25	0	50
	11/14	206	53	55	35	0	63
	12	128	29	23	17	0	59
	15/16	132	21	35	21	0	55
	17	82	22	18	18	1	23
	18/21	308	57	75	47	2	127
	19	76	13	22	8	0	33
	20	188	46	39	31	0	72
	22	142	24	20	16	0	82
	23	216	49	44	29	0	94
	24	198	45	42	27	0	84
	25/28	276	77	46	35	0	118
Leg. Dist. 29		<u>2,906</u>	<u>667</u>	<u>641</u>	<u>443</u>	<u>3</u>	<u>1,152</u>
GRAND TOTAL:		<u><u>33,820</u></u>	<u><u>6,840</u></u>	<u><u>7,810</u></u>	<u><u>6,489</u></u>	<u><u>47</u></u>	<u><u>12,634</u></u>

MEMBER OF ASSEMBLY  
133RD DISTRICT  
REPUBLICAN PRIMARY

LEGISLATIVE DISTRICT OR TOWN	ELECTION DISTRICT	TOTAL VOTES	JOE ERRIGO 1B	MARJORIE L BYRNES 2B	SCATTER	BLANK AND VOID
Mendon						
	1	25	9	16	0	0
	2	33	13	19	1	0
	3/9	50	21	29	0	0
	4/8	49	18	31	0	0
	5	36	14	21	1	0
	6	28	14	14	0	0
	7	38	14	24	0	0
Mendon		<u>259</u>	<u>103</u>	<u>154</u>	<u>2</u>	<u>0</u>
Pittsford						
	1/2	40	23	16	1	0
	3	54	23	28	2	1
	4/12	57	23	34	0	0
	5/20	34	13	21	0	0
	6/9	28	10	18	0	0
	7/16	15	6	9	0	0
	8	18	12	6	0	0
	10/31	36	22	14	0	0
	11/23	25	13	12	0	0
	13/30	44	12	32	0	0
	14	19	10	9	0	0
	15	8	1	7	0	0
	17	20	10	10	0	0
	18	11	3	8	0	0
	19/29	54	22	31	1	0
	21	22	12	10	0	0
	22/33	48	19	27	0	2
	24	20	6	13	0	1
	25/28	41	18	23	0	0
	26/27	29	15	14	0	0
	32	26	10	16	0	0
	34	20	5	14	0	1
Pittsford		<u>669</u>	<u>288</u>	<u>372</u>	<u>4</u>	<u>5</u>
Rush						
	1/2	63	13	50	0	0
	3/4	61	25	36	0	0
Rush		<u>124</u>	<u>38</u>	<u>86</u>	<u>0</u>	<u>0</u>
Wheatland						
	1/3	64	15	48	0	1
	2	52	8	44	0	0
	4/5	52	6	46	0	0
Wheatland		<u>168</u>	<u>29</u>	<u>138</u>	<u>0</u>	<u>1</u>
GRAND TOTAL:		<u><u>1,220</u></u>	<u><u>458</u></u>	<u><u>750</u></u>	<u><u>6</u></u>	<u><u>6</u></u>



VILLAGE OF FAIRPORT  
MAYOR  
INDEPENDENCE PRIMARY  
OPPORTUNITY TO BALLOT

<u>LEGISLATIVE DISTRICT OR TOWN</u>	<u>ELECTION DISTRICT</u>	<u>TOTAL VOTES</u>	<u>FREDERICK H MAY 1F</u>	<u>JULIE DOMARATZ (W-IN)</u>	<u>SCATTER</u>	<u>BLANK AND VOID</u>
Perinton						
	4/5/7	19	9	8	0	2
	6/25	9	5	4	0	0
	14/38	16	6	10	0	0
GRAND TOTAL:		<u>44</u>	<u>20</u>	<u>22</u>	<u>0</u>	<u>2</u>

VILLAGE OF FAIRPORT  
VILLAGE TRUSTEE  
INDEPENDENCE PRIMARY  
(VOTE FOR 2)  
OPPORTUNITY TO BALLOT

<u>LEGISLATIVE DISTRICT OR TOWN</u>	<u>ELECTION DISTRICT</u>	<u>TOTAL VOTES</u>	<u>KENNETH G ROHR 2F</u>	<u>TIMOTHY J SLISZ 3F</u>	<u>MATT BROWN (W-IN)</u>	<u>SCATTER</u>	<u>BLANK AND VOID</u>
Perinton							
	4/5/7	38	10	16	9	1	2
	6/25	18	5	7	4	0	2
	14/38	32	4	15	10	0	3
GRAND TOTAL:		<u>88</u>	<u>19</u>	<u>38</u>	<u>23</u>	<u>1</u>	<u>7</u>

ATTORNEY GENERAL  
REFORM PRIMARY  
SUMMARY

LEGISLATIVE DISTRICT OR TOWN	TOTAL VOTES	NANCY B SLIWA	MIKE DIEDERICH	CHRISTOPHER B GARVEY	SCATTER	BLANK AND VOID
		1H	2H	3H		
Leg. Dist. 07	6	2	3	1	0	0
Leg. Dist. 21	21	11	5	3	2	0
Leg. Dist. 22	14	5	5	3	0	1
Leg. Dist. 23	15	4	2	6	3	0
Leg. Dist. 24	21	7	6	1	5	2
Leg. Dist. 25	29	12	7	5	4	1
Leg. Dist. 26	14	7	2	4	0	1
Leg. Dist. 27	15	8	2	4	1	0
Leg. Dist. 28	15	8	2	5	0	0
Leg. Dist. 29	14	9	2	1	1	1
CITY	164	73	36	33	16	6
Brighton	44	24	10	2	6	2
Chili	29	12	8	7	2	0
Clarkson	9	5	3	1	0	0
East Rochester	6	2	2	2	0	0
Gates	32	17	11	4	0	0
Greece	94	31	33	20	6	4
Hamlin	4	1	3	0	0	0
Henrietta	26	12	2	9	2	1
Irondequoit	61	33	12	12	3	1
Mendon	11	5	2	2	1	1
Ogden	22	10	7	1	3	1
Parma	11	5	4	2	0	0
Penfield	65	28	20	12	1	4
Perinton	61	32	16	6	6	1
Pittsford	52	30	10	10	1	1
Riga	2	2	0	0	0	0
Rush	5	2	2	1	0	0
Sweden	2	1	0	0	1	0
Webster	42	18	8	11	2	3
Wheatland	2	0	1	1	0	0
TOWNS	580	270	154	103	34	19
GRAND TOTAL:	744	343	190	136	50	25

ATTORNEY GENERAL  
REFORM PRIMARY  
DETAIL

LEGISLATIVE DISTRICT OR TOWN	ELECTION DISTRICT	TOTAL VOTES	NANCY B SLIWA	MIKE DIEDERICH	CHRISTOPHER B GARVEY	SCATTER	BLANK AND VOID
			1H	2H	3H		
Leg. Dist. 07							
	1/16-1	2	0	2	0	0	0
	2	4	2	1	1	0	0
Leg. Dist. 07		6	2	3	1	0	0
Leg. Dist. 21							
	1	2	2	0	0	0	0
	2/14	2	0	1	1	0	0
	3	0	0	0	0	0	0
	4/15	1	0	0	1	0	0
	5	1	0	0	1	0	0
	6	0	0	0	0	0	0
	7	0	0	0	0	0	0
	8	1	0	0	0	1	0
	9	2	2	0	0	0	0
	10/23-13	4	2	2	0	0	0
	11	0	0	0	0	0	0
	12	0	0	0	0	0	0
	13	0	0	0	0	0	0
	16	0	0	0	0	0	0
	17/26	3	1	1	0	1	0
	18	0	0	0	0	0	0
	19	0	0	0	0	0	0
	20	0	0	0	0	0	0
	21	0	0	0	0	0	0
	22	1	1	0	0	0	0
	23	1	1	0	0	0	0
	24	3	2	1	0	0	0
	25/27	0	0	0	0	0	0
Leg. Dist. 21		21	11	5	3	2	0
Leg. Dist. 22							
	1/17	3	0	2	0	0	1
	2/13	0	0	0	0	0	0
	3	0	0	0	0	0	0
	4/16/19	1	0	1	0	0	0
	5/29-13	1	0	1	0	0	0
	6	1	1	0	0	0	0
	7	0	0	0	0	0	0
	8/22	0	0	0	0	0	0
	9/10	0	0	0	0	0	0
	11/21	1	1	0	0	0	0
	12/23	0	0	0	0	0	0
	14/15	1	1	0	0	0	0
	18	0	0	0	0	0	0
	20/24	0	0	0	0	0	0
	25	5	2	0	3	0	0
	26/25-19	0	0	0	0	0	0
	27	1	0	1	0	0	0
Leg. Dist. 22		14	5	5	3	0	1
Leg. Dist. 23							
	1/6/9	0	0	0	0	0	0
	2/3	4	1	0	2	1	0

ATTORNEY GENERAL  
REFORM PRIMARY  
SUMMARY

LEGISLATIVE DISTRICT OR TOWN	ELECTION DISTRICT	TOTAL VOTES	NANCY B SLIWA	MIKE DIEDERICH	CHRISTOPHER B GARVEY	SCATTER	BLANK AND VOID
			1H	2H	3H		
Leg. Dist. 23							
	4	0	0	0	0	0	0
	5/7	1	1	0	0	0	0
	8/14	1	1	0	0	0	0
	10/20	0	0	0	0	0	0
	11/28	2	0	0	1	1	0
	12/22	0	0	0	0	0	0
	15/29	0	0	0	0	0	0
	16/18	2	1	1	0	0	0
	17	1	0	0	1	0	0
	19/27	0	0	0	0	0	0
	21	0	0	0	0	0	0
	23	0	0	0	0	0	0
	24	3	0	1	1	1	0
	25/26	1	0	0	1	0	0
Leg. Dist. 23		15	4	2	6	3	0
Leg. Dist. 24							
	1/13	0	0	0	0	0	0
	2/3/6/22/23	2	0	1	0	0	1
	4/10	0	0	0	0	0	0
	5/24	1	0	0	1	0	0
	7/19	3	2	0	0	1	0
	8/9	1	0	1	0	0	0
	11/12	3	1	2	0	0	0
	14/20/21	2	1	0	0	1	0
	15	5	2	2	0	1	0
	16/18	4	1	0	0	2	1
	17	0	0	0	0	0	0
Leg. Dist. 24		21	7	6	1	5	2
Leg. Dist. 25							
	1/22	2	0	1	1	0	0
	2	3	1	2	0	0	0
	3	0	0	0	0	0	0
	4	0	0	0	0	0	0
	5	1	1	0	0	0	0
	6	2	1	0	1	0	0
	7	0	0	0	0	0	0
	8	2	1	0	0	1	0
	9	0	0	0	0	0	0
	10	1	1	0	0	0	0
	11	0	0	0	0	0	0
	12/28	3	1	1	0	1	0
	13	2	1	0	1	0	0
	14/24	5	2	1	1	1	0
	15	1	0	1	0	0	0
	16/27-22	1	1	0	0	0	0
	17/27-20	0	0	0	0	0	0
	18	2	1	0	0	0	1
	20	0	0	0	0	0	0
	21/28-19	0	0	0	0	0	0
	23	0	0	0	0	0	0

ATTORNEY GENERAL  
REFORM PRIMARY  
SUMMARY

LEGISLATIVE DISTRICT OR TOWN	ELECTION DISTRICT	TOTAL VOTES	NANCY B SLIWA	MIKE DIEDERICH	CHRISTOPHER B GARVEY	SCATTER	BLANK AND VOID
			1H	2H	3H		
Leg. Dist. 25							
	25	3	1	0	1	1	0
	26/27	0	0	0	0	0	0
	29	1	0	1	0	0	0
	30	0	0	0	0	0	0
Leg. Dist. 25		29	12	7	5	4	1
Leg. Dist. 26							
	1/13/14	2	1	0	1	0	0
	2/12/17	4	4	0	0	0	0
	3	0	0	0	0	0	0
	4/5/11	5	1	0	3	0	1
	6	1	1	0	0	0	0
	7	0	0	0	0	0	0
	8	1	0	1	0	0	0
	9	1	0	1	0	0	0
	10	0	0	0	0	0	0
	15	0	0	0	0	0	0
	16	0	0	0	0	0	0
Leg. Dist. 26		14	7	2	4	0	1
Leg. Dist. 27							
	1/10	0	0	0	0	0	0
	2	1	0	0	0	1	0
	3/7	0	0	0	0	0	0
	4	0	0	0	0	0	0
	5	0	0	0	0	0	0
	6	4	0	2	2	0	0
	8	1	1	0	0	0	0
	9	1	1	0	0	0	0
	11	0	0	0	0	0	0
	12/16	2	1	0	1	0	0
	13/21	2	1	0	1	0	0
	14	0	0	0	0	0	0
	15	2	2	0	0	0	0
	17	2	2	0	0	0	0
	18/28-3	0	0	0	0	0	0
	19	0	0	0	0	0	0
	23	0	0	0	0	0	0
	25/26	0	0	0	0	0	0
Leg. Dist. 27		15	8	2	4	1	0
Leg. Dist. 28							
	1	1	0	0	1	0	0
	2	0	0	0	0	0	0
	4	3	1	1	1	0	0
	5	2	2	0	0	0	0
	6	0	0	0	0	0	0
	7	0	0	0	0	0	0
	8	0	0	0	0	0	0
	9	0	0	0	0	0	0
	10	1	1	0	0	0	0
	11	0	0	0	0	0	0
	12	0	0	0	0	0	0

ATTORNEY GENERAL  
REFORM PRIMARY  
SUMMARY

LEGISLATIVE DISTRICT OR TOWN	ELECTION DISTRICT	TOTAL VOTES	NANCY B SLIWA	MIKE DIEDERICH	CHRISTOPHER B GARVEY	SCATTER	BLANK AND VOID
			1H	2H	3H		
Leg. Dist. 28							
	13	1	1	0	0	0	0
	14	0	0	0	0	0	0
	15	0	0	0	0	0	0
	16	3	0	0	3	0	0
	17	0	0	0	0	0	0
	18	0	0	0	0	0	0
	20	1	0	1	0	0	0
	21	0	0	0	0	0	0
	22	3	3	0	0	0	0
Leg. Dist. 28		<u>15</u>	<u>8</u>	<u>2</u>	<u>5</u>	<u>0</u>	<u>0</u>
Leg. Dist. 29							
	1	0	0	0	0	0	0
	2/26	0	0	0	0	0	0
	3/9	1	1	0	0	0	0
	4/6	0	0	0	0	0	0
	5	0	0	0	0	0	0
	7	1	0	0	0	0	1
	8	0	0	0	0	0	0
	10	0	0	0	0	0	0
	11/14	0	0	0	0	0	0
	12	0	0	0	0	0	0
	15/16	0	0	0	0	0	0
	17	1	0	0	0	1	0
	18/21	2	2	0	0	0	0
	19	0	0	0	0	0	0
	20	1	1	0	0	0	0
	22	2	1	1	0	0	0
	23	4	4	0	0	0	0
	24	0	0	0	0	0	0
	25/28	2	0	1	1	0	0
Leg. Dist. 29		<u>14</u>	<u>9</u>	<u>2</u>	<u>1</u>	<u>1</u>	<u>1</u>
CITY		164	73	36	33	16	6
Brighton							
	1/13	1	0	1	0	0	0
	2/26/44	1	1	0	0	0	0
	3	2	1	1	0	0	0
	4/5	0	0	0	0	0	0
	6	3	2	0	0	1	0
	7/11	0	0	0	0	0	0
	8/16	1	1	0	0	0	0
	9/25/27	2	2	0	0	0	0
	10/21	1	0	1	0	0	0
	12/19	4	0	1	0	2	1
	14/30	4	4	0	0	0	0
	15/24/34	5	3	2	0	0	0
	17	2	1	0	1	0	0
	18/29	1	1	0	0	0	0
	20/35	2	0	1	0	1	0
	22/37/42	4	1	1	0	1	1

ATTORNEY GENERAL  
REFORM PRIMARY  
SUMMARY

LEGISLATIVE DISTRICT OR TOWN	ELECTION DISTRICT	TOTAL VOTES	NANCY B SLIWA	MIKE DIEDERICH	CHRISTOPHER B GARVEY	SCATTER	BLANK AND VOID
			1H	2H	3H		
Brighton							
	23/31	1	1	0	0	0	0
	28	1	0	0	1	0	0
	32/33	0	0	0	0	0	0
	36/45	5	2	2	0	1	0
	38/39	0	0	0	0	0	0
	40/46	3	3	0	0	0	0
	41/43	1	1	0	0	0	0
		<u>44</u>	<u>24</u>	<u>10</u>	<u>2</u>	<u>6</u>	<u>2</u>
Brighton Chili							
	1/19/27	0	0	0	0	0	0
	2	0	0	0	0	0	0
	3	2	2	0	0	0	0
	4/18/26	4	1	2	1	0	0
	5/6/23	1	1	0	0	0	0
	7/15	3	2	0	1	0	0
	8/10	0	0	0	0	0	0
	9/11	1	0	0	1	0	0
	12/31	1	0	1	0	0	0
	13/21	0	0	0	0	0	0
	14/24	4	3	1	0	0	0
	16/22/29	3	0	2	1	0	0
	17	2	1	1	0	0	0
	20/25/28	6	1	0	3	2	0
	30/32	2	1	1	0	0	0
		<u>29</u>	<u>12</u>	<u>8</u>	<u>7</u>	<u>2</u>	<u>0</u>
Chili Clarkson							
	1/3	3	1	2	0	0	0
	2/5	4	3	0	1	0	0
	4	0	0	0	0	0	0
	6	2	1	1	0	0	0
		<u>9</u>	<u>5</u>	<u>3</u>	<u>1</u>	<u>0</u>	<u>0</u>
Clarkson East Rochester							
	1/4/5	5	2	1	2	0	0
	2/3	0	0	0	0	0	0
	6/7	1	0	1	0	0	0
		<u>6</u>	<u>2</u>	<u>2</u>	<u>2</u>	<u>0</u>	<u>0</u>
East Rochester Gates							
	1/11/12/32	2	2	0	0	0	0
	2/4	2	0	2	0	0	0
	3/15	0	0	0	0	0	0
	5/23	0	0	0	0	0	0
	6/10/22	1	1	0	0	0	0
	7/18	4	2	1	1	0	0
	8/19	2	0	1	1	0	0
	9/33	1	1	0	0	0	0
	13/17/29	1	1	0	0	0	0
	14/16/21/31	2	2	0	0	0	0
	20/25	0	0	0	0	0	0
	24/28	13	7	5	1	0	0



ATTORNEY GENERAL  
REFORM PRIMARY  
SUMMARY

LEGISLATIVE DISTRICT OR TOWN	ELECTION DISTRICT	TOTAL VOTES	NANCY B SLIWA	MIKE DIEDERICH	CHRISTOPHER B GARVEY	SCATTER	BLANK AND VOID
			1H	2H	3H		
Gates	26/34/35	3	1	2	0	0	0
	27/30	1	0	0	1	0	0
Gates		32	17	11	4	0	0
Greece	1/74/82	7	0	2	3	1	1
	2/34/54	5	1	1	3	0	0
	3/52	0	0	0	0	0	0
	4/13/40	2	1	0	1	0	0
	5/8/9/20	4	1	3	0	0	0
	6/7	2	2	0	0	0	0
	10/11/25	3	0	1	2	0	0
	12/46/49/55	2	1	0	1	0	0
	14/37/81/83	2	1	1	0	0	0
	15/71	5	1	3	1	0	0
	16/38/76	1	0	0	0	0	1
	17/39/93	1	0	1	0	0	0
	18/67/69/94	3	0	2	0	1	0
	19/23	2	0	1	1	0	0
	21/26/30	4	0	3	1	0	0
	22/63	2	1	0	0	1	0
	24/27	4	2	1	1	0	0
	28/45/91	4	1	2	0	0	1
	29/66	1	0	1	0	0	0
	31/47/50/56	3	2	0	0	0	1
	32/59/61	4	0	1	3	0	0
	33/57	1	0	0	1	0	0
	35/84	0	0	0	0	0	0
	36/42	0	0	0	0	0	0
	41/48/78	5	4	1	0	0	0
	43/70/107	3	1	1	1	0	0
	44/89/99	1	0	1	0	0	0
	51/68	0	0	0	0	0	0
	53/72	2	2	0	0	0	0
	58/90	0	0	0	0	0	0
	60/75/95	5	2	3	0	0	0
	62/96/101	0	0	0	0	0	0
	64/80	1	0	0	0	1	0
	65	1	1	0	0	0	0
	73/85	0	0	0	0	0	0
	77	1	1	0	0	0	0
	79/106	0	0	0	0	0	0
	86	1	1	0	0	0	0
	87	1	0	1	0	0	0
	88/104/105	2	1	0	0	1	0
	92/100	3	2	0	1	0	0
	97	1	0	1	0	0	0
	98	1	0	1	0	0	0
	102/103	0	0	0	0	0	0
	108/109	4	2	1	0	1	0
Greece		94	31	33	20	6	4

ATTORNEY GENERAL  
REFORM PRIMARY  
SUMMARY

LEGISLATIVE DISTRICT OR TOWN	ELECTION DISTRICT	TOTAL VOTES	NANCY B SLIWA	MIKE DIEDERICH	CHRISTOPHER B GARVEY	SCATTER	BLANK AND VOID
			1H	2H	3H		
Hamlin							
	1/6/8	3	1	2	0	0	0
	2/5	1	0	1	0	0	0
	3/7	0	0	0	0	0	0
	4	0	0	0	0	0	0
	9/10	0	0	0	0	0	0
Hamlin		4	1	3	0	0	0
Henrietta							
	1/12	1	1	0	0	0	0
	2/19	0	0	0	0	0	0
	3	0	0	0	0	0	0
	4/5	1	0	0	1	0	0
	6/8	3	1	0	2	0	0
	7/22	1	1	0	0	0	0
	9/14	0	0	0	0	0	0
	10/18	2	1	0	1	0	0
	11/23/34	3	0	0	2	1	0
	13	0	0	0	0	0	0
	15/16	0	0	0	0	0	0
	17/25	1	0	0	1	0	0
	20/35	0	0	0	0	0	0
	21/28	1	0	1	0	0	0
	24/33	1	0	1	0	0	0
	26	3	2	0	1	0	0
	27/31	0	0	0	0	0	0
	29	5	3	0	1	0	1
	30	2	2	0	0	0	0
	32	2	1	0	0	1	0
Henrietta		26	12	2	9	2	1
Irondequoit							
	1/37	6	1	1	3	0	1
	2/9/40	1	1	0	0	0	0
	3	0	0	0	0	0	0
	4/15/30	4	3	0	1	0	0
	5/12	0	0	0	0	0	0
	6/7	6	3	2	1	0	0
	8/10/20	3	2	0	1	0	0
	11/23/29	3	1	2	0	0	0
	13/17/21	0	0	0	0	0	0
	14	1	0	0	1	0	0
	16/22	1	1	0	0	0	0
	18/26/54	4	2	1	0	1	0
	19	1	1	0	0	0	0
	24/31	0	0	0	0	0	0
	25/33/60	4	3	1	0	0	0
	27/42/63	1	0	1	0	0	0
	28	1	0	1	0	0	0
	32/58	0	0	0	0	0	0
	34/52	6	2	1	3	0	0
	35/41	2	2	0	0	0	0
	36/50	0	0	0	0	0	0

ATTORNEY GENERAL  
REFORM PRIMARY  
SUMMARY

LEGISLATIVE DISTRICT OR TOWN	ELECTION DISTRICT	TOTAL VOTES	NANCY B SLIWA	MIKE DIEDERICH	CHRISTOPHER B GARVEY	SCATTER	BLANK AND VOID
			1H	2H	3H		
Irondequoit							
	38/55/56	2	1	1	0	0	0
	39	0	0	0	0	0	0
	43/61	2	1	0	0	1	0
	44/59	2	0	0	2	0	0
	45/48	0	0	0	0	0	0
	46/49	3	2	1	0	0	0
	47/51/62	1	1	0	0	0	0
	53/68	4	4	0	0	0	0
	57/65/67	2	2	0	0	0	0
	64/66	1	0	0	0	1	0
		<u>61</u>	<u>33</u>	<u>12</u>	<u>12</u>	<u>3</u>	<u>1</u>
Irondequoit							
Mendon							
	1	4	1	1	1	1	0
	2	1	0	1	0	0	0
	3/9	1	1	0	0	0	0
	4/8	2	0	0	1	0	1
	5	2	2	0	0	0	0
	6	1	1	0	0	0	0
	7	0	0	0	0	0	0
		<u>11</u>	<u>5</u>	<u>2</u>	<u>2</u>	<u>1</u>	<u>1</u>
Mendon							
Ogden							
	1/8	1	1	0	0	0	0
	2/13	3	1	1	0	1	0
	3/5	3	0	2	0	1	0
	4/18	0	0	0	0	0	0
	6/10	3	2	0	0	1	0
	7/16/20	2	2	0	0	0	0
	9/12	4	2	2	0	0	0
	11/14	2	1	1	0	0	0
	15/17/19	4	1	1	1	0	1
		<u>22</u>	<u>10</u>	<u>7</u>	<u>1</u>	<u>3</u>	<u>1</u>
Ogden							
Parma							
	1/11	0	0	0	0	0	0
	2/8/12	2	1	0	1	0	0
	3/13	3	0	3	0	0	0
	4/5/6/7	5	4	1	0	0	0
	9/10/14/15	1	0	0	1	0	0
		<u>11</u>	<u>5</u>	<u>4</u>	<u>2</u>	<u>0</u>	<u>0</u>
Parma							
Penfield							
	1/8	5	1	2	1	0	1
	2	0	0	0	0	0	0
	3/39	3	3	0	0	0	0
	4/14	4	3	1	0	0	0
	5/9	1	0	1	0	0	0
	6/26/34	5	3	2	0	0	0
	7/15	0	0	0	0	0	0
	10/11/16	2	0	0	2	0	0
	12/24	0	0	0	0	0	0
	13	3	0	2	1	0	0

ATTORNEY GENERAL  
REFORM PRIMARY  
SUMMARY

LEGISLATIVE DISTRICT OR TOWN	ELECTION DISTRICT	TOTAL VOTES	NANCY B SLIWA	MIKE DIEDERICH	CHRISTOPHER B GARVEY	SCATTER	BLANK AND VOID
			1H	2H	3H		
Penfield	17/22	2	1	1	0	0	0
	18/23/36	4	0	2	2	0	0
	19/30	2	2	0	0	0	0
	20/37/42	9	5	3	0	1	0
	21/27/28	5	2	1	2	0	0
	25/33	3	1	1	1	0	0
	29/35	3	2	1	0	0	0
	31/32	8	4	1	1	0	2
	38/40	5	1	2	1	0	1
	41	1	0	0	1	0	0
Penfield		65	28	20	12	1	4
Perinton	1/39	3	1	1	0	1	0
	2	1	0	1	0	0	0
	3/32	4	1	2	0	1	0
	4/5/7	2	1	1	0	0	0
	6/25	1	0	0	0	1	0
	8/27	2	2	0	0	0	0
	9/43	1	1	0	0	0	0
	10/11/46	2	0	1	0	0	1
	12/16/18	1	1	0	0	0	0
	13/55	1	1	0	0	0	0
	14/38	8	2	4	2	0	0
	15/26	4	2	1	1	0	0
	17/44	3	1	0	0	2	0
	19/23	1	1	0	0	0	0
	20/54	2	0	0	2	0	0
	21	0	0	0	0	0	0
	22/29/41	1	1	0	0	0	0
	24/34	7	5	2	0	0	0
	28/49/51	2	2	0	0	0	0
	30/36	1	1	0	0	0	0
	31/40/48	0	0	0	0	0	0
	33/53	2	1	0	1	0	0
	35/52	3	2	0	0	1	0
	37/42	3	2	1	0	0	0
	45	3	2	1	0	0	0
	47/56	2	1	1	0	0	0
	50	1	1	0	0	0	0
Perinton		61	32	16	6	6	1
Pittsford	1/2	3	2	0	0	0	1
	3	6	3	1	2	0	0
	4/12	4	2	1	0	1	0
	5/20	2	1	0	1	0	0
	6/9	4	2	1	1	0	0
	7/16	2	2	0	0	0	0
	8	3	2	0	1	0	0
	10/31	2	2	0	0	0	0
	11/23	3	2	1	0	0	0

ATTORNEY GENERAL  
REFORM PRIMARY  
SUMMARY

LEGISLATIVE DISTRICT OR TOWN	ELECTION DISTRICT	TOTAL VOTES	NANCY B SLIWA	MIKE DIEDERICH	CHRISTOPHER B GARVEY	SCATTER	BLANK AND VOID
			1H	2H	3H		
Pittsford	13/30	3	1	1	1	0	0
	14	0	0	0	0	0	0
	15	1	0	1	0	0	0
	17	3	3	0	0	0	0
	18	4	3	0	1	0	0
	19/29	1	1	0	0	0	0
	21	0	0	0	0	0	0
	22/33	3	1	2	0	0	0
	24	0	0	0	0	0	0
	25/28	4	1	2	1	0	0
	26/27	1	0	0	1	0	0
	32	0	0	0	0	0	0
	34	3	2	0	1	0	0
Pittsford		<u>52</u>	<u>30</u>	<u>10</u>	<u>10</u>	<u>1</u>	<u>1</u>
Riga	1/2/3/6	2	2	0	0	0	0
	4/5	0	0	0	0	0	0
Riga		<u>2</u>	<u>2</u>	<u>0</u>	<u>0</u>	<u>0</u>	<u>0</u>
Rush	1/2	4	1	2	1	0	0
	3/4	1	1	0	0	0	0
Rush		<u>5</u>	<u>2</u>	<u>2</u>	<u>1</u>	<u>0</u>	<u>0</u>
Sweden	1/5/6	0	0	0	0	0	0
	2/3	0	0	0	0	0	0
	4/9/11	1	1	0	0	0	0
	7/8/10/12	1	0	0	0	1	0
Sweden		<u>2</u>	<u>1</u>	<u>0</u>	<u>0</u>	<u>1</u>	<u>0</u>
Webster	1/2	2	0	1	1	0	0
	3/36	0	0	0	0	0	0
	4/14	1	1	0	0	0	0
	5/21/29	0	0	0	0	0	0
	6/11	0	0	0	0	0	0
	7/12/22	6	3	1	2	0	0
	8/13	0	0	0	0	0	0
	9/41	1	0	0	1	0	0
	10/28	4	2	0	1	1	0
	15/43	2	1	0	1	0	0
	16/26	1	0	1	0	0	0
	17/20/42	2	1	1	0	0	0
	18/19	0	0	0	0	0	0
	23/32	3	2	1	0	0	0
	24	1	0	0	0	0	1
	25/38	4	1	0	1	1	1
	27	5	3	1	1	0	0
	30	5	2	2	1	0	0
	31/35	1	0	0	1	0	0
	33/34	0	0	0	0	0	0

ATTORNEY GENERAL  
REFORM PRIMARY  
SUMMARY

LEGISLATIVE DISTRICT OR TOWN	ELECTION DISTRICT	TOTAL VOTES	NANCY B SLIWA	MIKE DIEDERICH	CHRISTOPHER B GARVEY	SCATTER	BLANK AND VOID
			1H	2H	3H		
Webster	37/39	0	0	0	0	0	0
	40	4	2	0	1	0	1
Webster		42	18	8	11	2	3
Wheatland	1/3	2	0	1	1	0	0
	2	0	0	0	0	0	0
	4/5	0	0	0	0	0	0
Wheatland		2	0	1	1	0	0
TOWNS		580	270	154	103	34	19
GRAND TOTAL:		744	343	190	136	50	25

GOVERNOR AND LIEUTENANT GOVERNOR  
SUMMARY 1 OF 2

LEGISLATIVE DISTRICT OR TOWN	TOTAL VOTES	ANDREW M CUOMO - KATHY C HOCHUL	MARC MOLINARO - JULIE KILLIAN	MARC MOLINARO - JULIE KILLIAN	HOWIE HAWKINS - JIA LEE	ANDREW M CUOMO - KATHY C HOCHUL	ANDREW M CUOMO - KATHY C HOCHUL
		DEM	REP	CON	GRE	WOR	IND
Leg. Dist. 07	710	330	214	45	14	12	12
Leg. Dist. 16	12	8	3	0	0	0	0
Leg. Dist. 21	7,021	4,777	863	184	227	165	85
Leg. Dist. 22	4,245	3,519	275	46	43	40	33
Leg. Dist. 23	8,818	5,390	1,490	272	315	264	127
Leg. Dist. 24	5,432	3,455	707	104	304	214	75
Leg. Dist. 25	5,777	4,378	408	68	200	128	47
Leg. Dist. 26	4,534	2,368	1,253	239	64	64	50
Leg. Dist. 27	7,259	5,689	595	126	112	140	68
Leg. Dist. 28	3,966	2,757	594	101	44	59	42
Leg. Dist. 29	5,234	3,815	669	139	58	67	44
<b>CITY</b>	<b>53,008</b>	<b>36,486</b>	<b>7,071</b>	<b>1,324</b>	<b>1,381</b>	<b>1,153</b>	<b>583</b>
Brighton	16,608	10,085	3,679	567	361	361	226
Chili	12,417	4,544	5,275	1,121	147	123	137
Clarkson	2,764	745	1,356	321	18	13	29
East Rochester	2,346	960	860	133	43	42	33
Gates	10,997	4,660	4,289	753	116	85	132
Greece	38,026	14,061	16,461	3,180	367	334	429
Hamlin	3,373	835	1,738	325	41	26	39
Henrietta	15,125	7,018	5,186	977	230	164	217
Irondequoit	22,851	10,954	7,444	1,341	365	319	356
Mendon	4,864	1,853	1,984	432	74	51	76
Ogden	8,588	2,568	4,229	845	89	53	79
Parma	6,766	1,716	3,553	698	60	45	67
Penfield	18,562	7,914	7,230	1,296	207	177	288
Perinton	24,722	10,786	9,495	1,609	305	229	358
Pittsford	14,715	7,469	4,988	762	165	150	187
Riga	2,775	688	1,470	312	31	19	24
Rush	1,921	644	844	190	32	24	14
Sweden	4,230	1,550	1,705	389	80	34	48
Webster	20,766	7,817	9,026	1,669	251	150	247
Wheatland	2,226	693	986	214	29	32	25
<b>TOWNS</b>	<b>234,642</b>	<b>97,560</b>	<b>91,798</b>	<b>17,134</b>	<b>3,011</b>	<b>2,431</b>	<b>3,011</b>
<b>GRAND TOTAL:</b>	<b>287,650</b>	<b>134,046</b>	<b>98,869</b>	<b>18,458</b>	<b>4,392</b>	<b>3,584</b>	<b>3,594</b>

GOVERNOR AND LIEUTENANT GOVERNOR  
SUMMARY 2 OF 2

LEGISLATIVE DISTRICT OR TOWN	TOTAL VOTES	ANDREW M CUOMO - KATHY C HOCHUL	MARC MOLINARO - JULIE KILLIAN	STEPHANIE A MINER - MICHAEL J VOLPE	LARRY SHARPE - ANDREW C HOLLISTER	SCATTER	BLANK AND VOID
		WEP	REF	SAM	LBT		
Leg. Dist. 07	710	11	5	15	31	0	21
Leg. Dist. 16	12	0	0	0	0	0	1
Leg. Dist. 21	7,021	74	32	143	213	6	252
Leg. Dist. 22	4,245	25	6	38	22	2	196
Leg. Dist. 23	8,818	107	52	277	326	10	188
Leg. Dist. 24	5,432	77	32	190	169	7	98
Leg. Dist. 25	5,777	53	18	89	121	4	263
Leg. Dist. 26	4,534	32	36	54	208	6	160
Leg. Dist. 27	7,259	41	18	85	114	4	267
Leg. Dist. 28	3,966	19	18	48	83	0	201
Leg. Dist. 29	5,234	27	18	46	88	3	260
<b>CITY</b>	<b>53,008</b>	<b>466</b>	<b>235</b>	<b>985</b>	<b>1,375</b>	<b>42</b>	<b>1,907</b>
Brighton	16,608	213	88	345	323	27	333
Chili	12,417	65	71	154	480	6	294
Clarkson	2,764	11	17	33	162	0	59
East Rochester	2,346	20	14	37	121	3	80
Gates	10,997	50	60	109	478	2	263
Greece	38,026	165	205	332	1,460	12	1,020
Hamlin	3,373	11	29	30	254	4	41
Henrietta	15,125	68	87	217	622	10	329
Irondequoit	22,851	176	141	334	798	13	610
Mendon	4,864	23	33	95	154	0	89
Ogden	8,588	49	46	95	366	2	167
Parma	6,766	27	41	53	320	0	186
Penfield	18,562	108	121	299	491	9	422
Perinton	24,722	150	123	377	742	10	538
Pittsford	14,715	96	65	251	259	8	315
Riga	2,775	10	18	35	114	1	53
Rush	1,921	14	15	37	62	0	45
Sweden	4,230	29	26	52	222	1	94
Webster	20,766	114	120	256	621	4	491
Wheatland	2,226	21	27	35	116	0	48
<b>TOWNS</b>	<b>234,642</b>	<b>1,420</b>	<b>1,347</b>	<b>3,176</b>	<b>8,165</b>	<b>112</b>	<b>5,477</b>
<b>GRAND TOTAL:</b>	<b>287,650</b>	<b>1,886</b>	<b>1,582</b>	<b>4,161</b>	<b>9,540</b>	<b>154</b>	<b>7,384</b>



GOVERNOR AND LIEUTENANT GOVERNOR  
DETAIL 1 OF 2

LEGISLATIVE DISTRICT OR TOWN	ELECTION DISTRICT	TOTAL VOTES	ANDREW M CUOMO - KATHY C HOCHUL	MARC MOLINARO - JULIE KILLIAN	MARC MOLINARO - JULIE KILLIAN	HOWIE HAWKINS - JIA LEE	ANDREW M CUOMO - KATHY C HOCHUL	ANDREW M CUOMO - KATHY C HOCHUL
			DEM	REP	CON	GRE	WOR	IND
Leg. Dist. 07								
	01	438	181	157	29	10	7	8
	02	272	149	57	16	4	5	4
Leg. Dist. 07		710	330	214	45	14	12	12
Leg. Dist. 16								
	01	12	8	3	0	0	0	0
Leg. Dist. 16		12	8	3	0	0	0	0
Leg. Dist. 21								
	01	308	162	51	17	12	11	2
	02	282	162	50	13	13	8	3
	03	164	113	30	6	0	0	2
	04	174	132	17	1	1	6	3
	05	197	130	26	4	7	10	5
	06	331	221	26	7	26	13	3
	07	463	297	77	12	14	8	5
	08	142	98	16	3	5	7	2
	09	425	255	59	9	27	13	8
	10	452	302	70	11	10	11	5
	11	240	183	20	3	1	3	4
	12	626	387	95	16	27	15	5
	13	212	156	7	5	13	10	2
	14	159	113	16	6	4	3	0
	15	372	260	45	15	7	3	9
	16	117	81	18	4	2	1	1
	17/26	375	275	31	10	11	9	10
	18	200	154	15	4	2	1	1
	19	128	101	6	3	2	0	2
	20	177	120	22	6	5	8	3
	21	222	166	27	3	6	3	0
	22	252	199	19	2	5	0	1
	23	233	175	25	4	1	11	3
	24	423	251	76	18	18	8	4
	25	203	166	7	1	5	2	2
	27	144	118	12	1	3	1	0
Leg. Dist. 21		7,021	4,777	863	184	227	165	85
Leg. Dist. 22								
	01	287	235	29	2	1	2	1
	02/13	154	139	4	1	0	3	2
	03	165	143	9	2	0	1	2
	04	105	91	3	1	1	0	1
	05	137	121	3	0	0	0	1
	06	187	166	6	2	1	0	1
	07	93	82	0	0	0	3	0
	08	190	153	17	2	5	4	1
	09	109	93	5	0	0	2	0
	10	134	116	4	0	1	0	1
	11	256	207	15	1	7	3	0
	12	123	106	5	0	0	0	1
	14	160	130	14	1	1	0	2
	15	180	153	7	2	1	6	0
	16	65	60	1	0	1	1	0

GOVERNOR AND LIEUTENANT GOVERNOR  
DETAIL 1 OF 2

LEGISLATIVE DISTRICT OR TOWN	ELECTION DISTRICT	TOTAL VOTES	ANDREW M CUOMO - KATHY C HOCHUL	MARC MOLINARO - JULIE KILLIAN	MARC MOLINARO - JULIE KILLIAN	HOWIE HAWKINS - JIA LEE	ANDREW M CUOMO - KATHY C HOCHUL	ANDREW M CUOMO - KATHY C HOCHUL
			DEM	REP	CON	GRE	WOR	IND
Leg. Dist. 22								
	17	78	68	2	1	0	0	0
	18	108	93	3	1	1	0	1
	19	101	84	4	0	0	2	0
	20	197	169	10	4	1	0	2
	21	107	87	9	0	2	0	0
	22	204	180	6	2	0	0	3
	23	112	102	2	1	0	3	2
	24	75	66	6	0	0	0	1
	25	452	337	61	16	3	2	6
	26/25-19	265	172	44	4	10	4	4
	27	201	166	6	3	7	4	1
Leg. Dist. 22		4,245	3,519	275	46	43	40	33
Leg. Dist. 23								
	01	168	91	36	6	5	3	7
	02	301	178	36	4	20	11	2
	03	216	134	26	0	12	10	3
	04	421	265	68	17	10	9	6
	05	201	127	18	4	10	4	1
	06	183	107	29	7	12	4	3
	07	355	228	49	7	14	18	3
	08	344	222	48	5	19	13	7
	09	230	158	28	10	6	6	3
	10	270	170	41	10	6	9	3
	11	312	200	46	5	10	12	2
	12	374	244	65	16	8	13	5
	13	319	201	66	6	5	7	4
	14	312	198	41	7	20	8	0
	15	240	155	42	5	8	6	4
	16	153	90	29	8	1	3	4
	17	420	248	65	13	13	18	10
	18	620	350	135	31	24	11	7
	19	325	162	87	8	14	13	5
	20	363	227	54	9	14	13	5
	21	296	191	53	9	8	9	6
	22	272	168	59	6	4	8	4
	23	195	139	17	0	7	8	2
	24	300	169	66	11	14	9	4
	25	452	251	87	16	11	15	5
	26	503	299	96	24	6	9	8
	27	246	135	54	17	12	3	6
	28	379	251	41	10	21	11	8
	29	48	32	8	1	1	1	0
Leg. Dist. 23		8,818	5,390	1,490	272	315	264	127
Leg. Dist. 24								
	01	393	257	38	10	19	26	8
	02/22	310	202	31	8	15	16	5
	03/23	302	183	37	5	16	19	2
	04	444	277	52	6	29	15	7
	05/24	334	209	55	13	13	7	4
	06	251	165	33	3	17	9	2

GOVERNOR AND LIEUTENANT GOVERNOR  
DETAIL 1 OF 2

LEGISLATIVE DISTRICT OR TOWN	ELECTION DISTRICT	TOTAL VOTES	ANDREW M CUOMO - KATHY C HOCHUL	MARC MOLINARO - JULIE KILLIAN	MARC MOLINARO - JULIE KILLIAN	HOWIE HAWKINS - JIA LEE	ANDREW M CUOMO - KATHY C HOCHUL	ANDREW M CUOMO - KATHY C HOCHUL
			DEM	REP	CON	GRE	WOR	IND
Leg. Dist. 24								
	07/19	232	151	39	6	7	6	2
	08	269	179	43	4	12	5	5
	09	208	121	39	8	10	4	3
	10	423	264	43	7	29	25	1
	11/12	198	149	27	4	2	3	4
	13	363	234	35	4	24	18	5
	14/21	464	280	53	7	38	26	8
	15	373	244	48	4	26	10	6
	16	368	225	64	9	20	11	5
	17	84	57	17	1	0	0	3
	18	345	206	50	3	25	10	5
	20	71	52	3	2	2	4	0
Leg. Dist. 24		5,432	3,455	707	104	304	214	75
Leg. Dist. 25								
	01	396	270	54	8	18	4	4
	02	242	187	12	2	5	5	2
	03	311	267	13	3	4	4	5
	04/24	191	131	25	1	8	4	1
	05	238	207	5	2	2	5	1
	06	250	157	22	4	21	11	4
	07	289	260	5	0	1	3	2
	08	268	227	6	1	1	6	1
	09	107	94	0	0	1	0	1
	10	292	230	14	2	6	5	2
	11	124	110	0	2	1	1	0
	12/28	314	176	29	5	26	22	3
	13	219	178	5	0	10	5	2
	14	171	108	17	6	15	8	1
	15	186	153	9	1	1	1	0
	16	174	144	12	3	0	0	1
	17	152	130	3	2	4	2	2
	18	302	238	25	2	4	7	3
	20	134	76	28	6	7	1	2
	21/28-19	189	150	9	1	3	5	1
	22	225	161	14	4	10	5	4
	23	104	80	8	0	8	2	1
	25	513	380	56	9	13	8	3
	26/27	136	96	13	1	11	5	0
	29/30	250	168	24	3	20	9	1
Leg. Dist. 25		5,777	4,378	408	68	200	128	47
Leg. Dist. 26								
	01	490	233	159	35	7	7	7
	02	218	108	67	12	1	1	3
	03	142	72	36	3	2	1	3
	04	236	99	79	20	3	5	2
	05	228	120	56	12	3	4	2
	06	216	162	35	4	3	3	1
	07	232	127	60	9	1	5	4
	08	274	181	40	8	4	4	5
	09	257	148	54	14	4	4	0

GOVERNOR AND LIEUTENANT GOVERNOR  
DETAIL 1 OF 2

LEGISLATIVE DISTRICT OR TOWN	ELECTION DISTRICT	TOTAL VOTES	ANDREW M CUOMO - KATHY C HOCHUL	MARC MOLINARO - JULIE KILLIAN	MARC MOLINARO - JULIE KILLIAN	HOWIE HAWKINS - JIA LEE	ANDREW M CUOMO - KATHY C HOCHUL	ANDREW M CUOMO - KATHY C HOCHUL
			DEM	REP	CON	GRE	WOR	IND
Leg. Dist. 26								
	10	286	179	57	8	3	5	6
	11	268	138	75	14	6	7	2
	12	281	112	110	15	4	4	4
	13	302	141	101	21	2	3	2
	14	344	168	98	33	5	3	2
	15	259	169	40	5	7	4	1
	16	271	117	96	16	8	2	0
	17	230	94	90	10	1	2	6
Leg. Dist. 26		4,534	2,368	1,253	239	64	64	50
Leg. Dist. 27								
	01	353	257	42	16	5	6	2
	02	348	269	28	12	6	6	3
	03	284	194	38	8	8	9	4
	04	353	257	27	10	12	7	5
	05	338	281	16	4	8	12	1
	06	284	238	17	3	2	3	1
	07	302	227	33	4	8	5	3
	08	496	414	25	1	1	6	4
	09	345	267	18	3	6	13	5
	10	319	230	41	5	10	4	3
	11	383	302	28	3	6	7	6
	12	270	203	20	6	9	8	4
	13	329	286	12	3	3	5	2
	14	248	217	12	2	1	1	3
	15	291	247	11	1	2	7	3
	16	307	260	16	4	3	4	2
	17	344	275	27	5	4	7	2
	18	249	160	52	7	2	2	2
	19	344	292	12	4	4	7	3
	20	179	156	7	1	0	2	3
	21	167	145	7	2	4	1	0
	22	222	139	46	6	2	7	1
	23	207	171	7	1	2	10	2
	25	122	84	22	9	2	0	1
	26	175	118	31	6	2	1	3
Leg. Dist. 27		7,259	5,689	595	126	112	140	68
Leg. Dist. 28								
	01	228	166	32	4	3	2	0
	02	139	96	17	9	3	6	1
	03	149	117	19	2	1	1	2
	04	152	95	31	3	0	3	7
	05	133	85	26	3	1	0	1
	06	326	221	49	15	3	8	1
	07	382	260	72	10	3	4	3
	08	177	132	14	2	1	1	3
	09	242	152	47	5	7	5	2
	10	82	66	6	2	0	1	0
	11	149	104	18	2	2	1	0
	12	136	98	16	3	0	1	1
	13	237	159	36	4	1	3	7

GOVERNOR AND LIEUTENANT GOVERNOR  
DETAIL 1 OF 2

LEGISLATIVE DISTRICT OR TOWN	ELECTION DISTRICT	TOTAL VOTES	ANDREW M CUOMO - KATHY C HOCHUL	MARC MOLINARO - JULIE KILLIAN	MARC MOLINARO - JULIE KILLIAN	HOWIE HAWKINS - JIA LEE	ANDREW M CUOMO - KATHY C HOCHUL	ANDREW M CUOMO - KATHY C HOCHUL
			DEM	REP	CON	GRE	WOR	IND
Leg. Dist. 28								
	14	201	155	24	8	2	0	1
	15	74	58	8	1	0	0	1
	16	204	140	30	4	3	5	4
	17	22	14	5	2	0	0	0
	18	222	166	30	3	3	1	1
	20	296	179	51	12	6	6	4
	21	282	193	48	6	4	8	1
	22	133	101	15	1	1	3	2
Leg. Dist. 28		3,966	2,757	594	101	44	59	42
Leg. Dist. 29								
	01	33	27	5	0	0	0	0
	02	67	52	6	3	1	0	0
	03	9	9	0	0	0	0	0
	04	290	190	53	11	2	1	2
	05	265	190	38	8	3	4	2
	06	167	115	33	2	1	1	4
	07	205	121	42	7	8	4	3
	08	63	43	8	1	3	0	1
	09	393	289	49	14	4	6	3
	10	293	230	29	3	1	0	4
	11	217	140	36	12	2	4	3
	12	273	208	33	6	2	7	1
	13	151	122	9	1	1	4	2
	14	94	70	8	5	0	2	0
	15	226	180	21	3	0	0	2
	16	99	80	6	0	0	0	0
	17	185	113	33	12	3	6	0
	18	268	155	58	18	6	7	2
	19	141	103	15	2	4	2	1
	20	330	252	28	4	6	5	2
	21	302	195	41	11	7	6	2
	22	142	128	6	1	0	0	1
	23	235	188	31	0	1	2	0
	24	328	257	39	5	2	2	3
	25/28	347	265	35	10	1	3	5
	26	111	93	7	0	0	1	1
Leg. Dist. 29		5,234	3,815	669	139	58	67	44
CITY		53,008	36,486	7,071	1,324	1,381	1,153	583
Brighton								
	01	460	300	67	18	19	14	8
	02	263	113	93	19	5	7	1
	03	376	214	105	9	6	5	3
	04	405	252	79	10	10	17	7
	05	402	255	64	13	14	17	3
	06	544	310	139	15	13	14	9
	07	332	177	87	8	7	14	5
	08	403	203	157	14	2	2	3
	09	355	217	67	16	8	11	2
	10	460	281	105	16	6	7	9

GOVERNOR AND LIEUTENANT GOVERNOR  
DETAIL 1 OF 2

LEGISLATIVE DISTRICT OR TOWN	ELECTION DISTRICT	TOTAL VOTES	ANDREW M CUOMO - KATHY C HOCHUL	MARC MOLINARO - JULIE KILLIAN	MARC MOLINARO - JULIE KILLIAN	HOWIE HAWKINS - JIA LEE	ANDREW M CUOMO - KATHY C HOCHUL	ANDREW M CUOMO - KATHY C HOCHUL
			DEM	REP	CON	GRE	WOR	IND
Brighton								
	11	458	254	105	23	10	11	7
	12	515	313	106	16	13	14	11
	13	266	174	54	4	2	7	6
	14	296	181	47	3	18	13	8
	15	333	199	77	19	10	5	2
	16	261	107	110	20	2	1	5
	17	229	172	38	3	0	2	2
	18	386	232	74	11	7	15	4
	19	254	169	41	11	3	7	6
	20	271	167	45	10	13	3	4
	21	352	215	78	11	5	8	4
	22	396	257	77	19	13	7	3
	23	312	200	68	10	7	5	3
	24	434	240	118	20	4	7	7
	25	296	177	56	10	6	16	0
	26	276	131	76	16	4	8	10
	27	286	172	67	5	14	4	2
	28	504	292	120	11	14	18	4
	29	282	165	81	14	1	4	1
	30	675	464	126	13	13	4	12
	31	343	216	61	10	5	11	5
	32	423	265	77	14	13	11	9
	33	437	257	124	15	11	6	4
	34	380	211	86	17	7	12	7
	35	313	216	51	7	7	8	2
	36	320	208	53	13	11	0	7
	37	306	211	53	8	5	4	6
	38	396	250	86	19	8	9	5
	39	332	187	71	16	8	4	5
	40	604	412	116	13	6	11	5
	41	492	320	101	9	10	3	7
	42	134	86	23	8	1	4	0
	43	392	252	88	9	6	4	4
	44	154	84	42	6	5	2	2
	45	282	155	83	6	7	3	4
	46	218	152	37	10	2	2	3
Brighton		16,608	10,085	3,679	567	361	361	226
Chili								
	01	297	117	121	33	2	2	7
	02	462	87	250	59	6	8	3
	03	420	150	167	41	7	4	2
	04	279	86	135	30	3	2	2
	05	340	140	134	34	3	2	0
	06	364	120	168	40	3	5	5
	07	231	99	88	11	2	4	4
	08	385	110	184	38	3	5	4
	09	347	130	141	28	8	2	6
	10	241	61	110	33	6	4	2
	11	391	112	183	38	6	4	6
	12	354	134	155	30	8	3	2

GOVERNOR AND LIEUTENANT GOVERNOR  
DETAIL 1 OF 2

LEGISLATIVE DISTRICT OR TOWN	ELECTION DISTRICT	TOTAL VOTES	ANDREW M CUOMO - KATHY C HOCHUL	MARC MOLINARO - JULIE KILLIAN	MARC MOLINARO - JULIE KILLIAN	HOWIE HAWKINS - JIA LEE	ANDREW M CUOMO - KATHY C HOCHUL	ANDREW M CUOMO - KATHY C HOCHUL
			DEM	REP	CON	GRE	WOR	IND
Chili								
	13	517	152	239	54	6	5	5
	14	358	102	165	41	7	4	2
	15	308	106	132	33	6	0	6
	16	696	253	320	66	7	8	7
	17	841	300	390	80	2	6	7
	18	395	127	191	29	6	1	6
	19	338	144	142	21	1	2	5
	20	491	198	202	35	4	6	4
	21	258	103	105	21	5	2	5
	22	412	254	106	16	3	6	3
	23	289	115	117	27	1	2	2
	24	775	309	313	56	9	4	8
	25	320	171	91	17	6	3	3
	26	456	126	211	59	4	5	3
	27	344	142	142	27	5	3	2
	28	301	136	99	26	3	3	7
	29	237	86	95	19	5	4	2
	30	223	80	74	27	3	3	3
	31	343	153	130	23	4	3	6
	32	404	141	175	29	3	8	8
Chili		12,417	4,544	5,275	1,121	147	123	137
Clarkson								
	01	540	129	282	67	3	2	5
	02	78	18	36	11	0	0	0
	03	408	147	170	47	3	2	4
	04	601	120	331	67	2	3	7
	05	783	224	369	90	8	4	10
	06	354	107	168	39	2	2	3
Clarkson		2,764	745	1,356	321	18	13	29
East Rochester								
	01	375	144	147	18	7	6	3
	02	325	127	131	10	10	8	8
	03	309	124	103	27	6	3	4
	04	327	137	113	8	10	10	2
	05	298	122	101	25	0	6	3
	06	395	187	140	22	7	4	5
	07	317	119	125	23	3	5	8
East Rochester		2,346	960	860	133	43	42	33
Gates								
	01	213	108	60	22	1	4	2
	02	286	123	100	14	3	4	2
	03	295	137	106	22	3	4	4
	04	319	132	127	21	4	3	3
	05	380	175	148	28	6	1	11
	06	336	158	113	21	8	3	7
	07	645	226	303	50	4	4	7
	08	257	99	124	13	2	1	1
	09	377	200	131	18	5	0	3
	10	199	98	63	18	3	0	0
	11	244	98	94	14	3	5	4

GOVERNOR AND LIEUTENANT GOVERNOR  
DETAIL 1 OF 2

LEGISLATIVE DISTRICT OR TOWN	ELECTION DISTRICT	TOTAL VOTES	ANDREW M CUOMO - KATHY C HOCHUL	MARC MOLINARO - JULIE KILLIAN	MARC MOLINARO - JULIE KILLIAN	HOWIE HAWKINS - JIA LEE	ANDREW M CUOMO - KATHY C HOCHUL	ANDREW M CUOMO - KATHY C HOCHUL
			DEM	REP	CON	GRE	WOR	IND
Gates								
	12	225	98	86	12	3	4	2
	13	330	138	119	21	2	2	7
	14	249	108	100	11	1	3	4
	15	479	226	165	28	6	4	7
	16	265	131	98	17	1	2	2
	17	297	133	107	18	4	3	2
	18	361	123	163	39	1	1	1
	19	306	122	118	26	4	5	3
	20	315	125	117	23	6	0	4
	21	291	116	124	15	1	3	5
	22	241	93	95	22	1	2	1
	23	324	128	125	26	3	2	8
	24	646	304	222	43	5	8	7
	25	242	100	104	13	3	1	4
	26	413	124	202	36	4	2	2
	27	411	191	165	24	0	1	3
	28	242	100	101	14	4	1	2
	29	305	139	110	16	5	2	5
	30	206	85	82	19	1	0	0
	31	274	108	120	15	1	0	6
	32	342	131	133	28	9	2	7
	33	149	79	45	9	2	2	2
	34	314	115	129	22	5	5	0
	35	219	89	90	15	2	1	4
Gates		10,997	4,660	4,289	753	116	85	132
Greece								
	01	294	102	127	33	1	5	3
	02	408	112	184	45	3	11	7
	03	265	95	119	16	2	2	2
	04	256	98	110	21	0	3	1
	05	255	114	85	17	5	1	1
	06	228	96	87	20	4	1	1
	07	322	122	122	21	5	3	2
	08	295	105	128	16	3	5	3
	09	318	119	126	16	7	1	1
	10	271	112	101	17	4	5	1
	11	148	57	52	6	1	3	2
	12	191	77	67	16	3	3	2
	13	268	125	89	23	2	1	4
	14	214	88	77	16	1	3	3
	15	285	102	132	21	5	1	3
	16	206	66	99	13	1	3	2
	17	439	150	215	35	4	3	1
	18	371	125	172	32	4	3	7
	19	250	94	94	13	1	3	5
	20	285	103	104	28	8	5	4
	21	269	77	111	34	3	10	5
	22	253	86	113	20	4	2	5
	23	453	190	175	29	3	8	5
	24	451	145	230	32	7	5	8



GOVERNOR AND LIEUTENANT GOVERNOR  
DETAIL 1 OF 2

LEGISLATIVE DISTRICT OR TOWN	ELECTION DISTRICT	TOTAL VOTES	ANDREW M CUOMO - KATHY C HOCHUL	MARC MOLINARO - JULIE KILLIAN	MARC MOLINARO - JULIE KILLIAN	HOWIE HAWKINS - JIA LEE	ANDREW M CUOMO - KATHY C HOCHUL	ANDREW M CUOMO - KATHY C HOCHUL
			DEM	REP	CON	GRE	WOR	IND
Greece								
	25	325	127	118	24	12	4	4
	26	242	99	89	24	3	3	1
	27	543	221	199	56	3	8	1
	28	403	119	205	41	7	3	2
	29	331	137	134	27	5	1	4
	30	229	81	96	21	2	3	5
	31	264	99	106	24	4	4	4
	32	310	117	120	21	6	4	6
	33	400	117	186	42	6	4	4
	34	367	116	175	32	3	3	7
	35	317	112	128	35	2	9	3
	36	452	190	184	32	4	5	6
	37	239	92	102	23	1	1	3
	38	486	195	210	28	8	6	8
	39	221	90	94	21	2	3	2
	40	251	110	97	18	2	1	2
	41	365	126	151	37	10	4	2
	42	258	119	82	19	6	3	6
	43	363	111	180	47	2	3	3
	44	469	160	220	34	4	5	6
	45	536	148	286	52	7	2	5
	46	222	109	62	22	1	4	0
	47	320	121	118	30	5	7	4
	48	235	89	108	12	2	0	2
	49	228	84	104	19	0	0	6
	50	316	123	130	31	1	2	7
	51	212	72	100	21	2	1	0
	52	424	150	196	29	5	1	3
	53	289	146	108	15	0	1	2
	54	388	117	196	44	3	0	8
	55	247	80	109	31	1	2	6
	56	381	136	171	28	5	3	2
	57	310	106	149	23	4	3	5
	58	428	165	196	32	5	1	4
	59	235	145	43	15	4	8	2
	60	272	113	105	21	1	1	3
	61	319	148	105	15	1	3	5
	62	427	190	154	42	7	2	6
	63	349	142	115	33	3	4	3
	64	278	110	118	16	2	0	4
	65	310	144	111	26	1	2	3
	66	196	81	77	14	1	0	3
	67	288	84	145	28	2	3	4
	68	388	123	172	48	2	2	4
	69	223	68	113	17	3	1	1
	70	931	282	482	76	9	3	10
	71	411	154	180	29	5	2	10
	72	486	186	212	44	4	4	6
	73	189	76	75	19	1	3	2
	74	318	154	101	14	4	3	3

GOVERNOR AND LIEUTENANT GOVERNOR  
DETAIL 1 OF 2

LEGISLATIVE DISTRICT OR TOWN	ELECTION DISTRICT	TOTAL VOTES	ANDREW M CUOMO - KATHY C HOCHUL	MARC MOLINARO - JULIE KILLIAN	MARC MOLINARO - JULIE KILLIAN	HOWIE HAWKINS - JIA LEE	ANDREW M CUOMO - KATHY C HOCHUL	ANDREW M CUOMO - KATHY C HOCHUL
			DEM	REP	CON	GRE	WOR	IND
Greece								
	75	283	112	120	27	5	3	4
	76	285	75	157	28	0	3	3
	77	403	183	161	17	3	7	1
	78	226	81	106	18	1	3	0
	79	665	215	310	73	2	7	8
	80	461	158	228	33	2	1	6
	81	230	88	102	9	3	2	0
	82	385	181	126	20	9	7	2
	83	184	86	68	14	2	0	0
	84	394	148	176	32	4	2	3
	85	429	158	181	44	4	3	6
	86	429	139	215	42	0	1	1
	87	310	135	111	27	4	4	4
	88	400	164	158	31	4	4	4
	89	295	104	145	24	2	0	6
	90	427	133	201	41	3	0	5
	91	631	215	308	54	3	2	6
	92	538	219	203	41	4	7	4
	93	453	199	183	25	1	4	5
	94	392	141	180	36	2	2	4
	95	256	110	109	9	1	2	3
	96	430	186	160	40	7	2	5
	97	680	242	300	63	7	1	11
	98	575	227	252	41	3	9	9
	99	376	109	187	37	1	3	4
	100	516	187	247	41	0	3	5
	101	237	74	113	23	2	1	1
	102	550	192	262	49	3	2	3
	103	424	136	197	48	2	5	8
	104	299	105	135	27	2	1	7
	105	458	147	227	41	0	4	9
	106	334	93	178	34	8	0	4
	107	296	84	165	23	1	2	2
	108	276	90	133	31	1	1	1
	109	513	201	221	45	7	1	5
Greece		38,026	14,061	16,461	3,180	367	334	429
Hamlin								
	01	348	108	146	31	10	2	6
	02	396	89	211	44	6	3	7
	03	389	81	221	37	0	4	3
	04	272	54	151	27	3	4	2
	05	338	83	174	33	5	2	6
	06	286	90	131	28	3	2	1
	07	478	127	255	45	2	5	4
	08	237	59	108	26	3	2	6
	09	216	52	112	17	2	1	0
	10	413	92	229	37	7	1	4
Hamlin		3,373	835	1,738	325	41	26	39
Henrietta								
	01	459	183	213	22	5	4	5

GOVERNOR AND LIEUTENANT GOVERNOR  
DETAIL 1 OF 2

LEGISLATIVE DISTRICT OR TOWN	ELECTION DISTRICT	TOTAL VOTES	ANDREW M CUOMO - KATHY C HOCHUL	MARC MOLINARO - JULIE KILLIAN	MARC MOLINARO - JULIE KILLIAN	HOWIE HAWKINS - JIA LEE	ANDREW M CUOMO - KATHY C HOCHUL	ANDREW M CUOMO - KATHY C HOCHUL
			DEM	REP	CON	GRE	WOR	IND
Henrietta								
	02	350	136	129	29	10	9	2
	03	197	110	43	9	9	4	1
	04	428	234	125	14	8	4	5
	05	356	166	125	33	4	5	4
	06	334	128	128	29	7	4	5
	07	314	127	113	27	1	2	7
	08	350	143	140	17	8	3	5
	09	280	155	81	13	5	0	1
	10	363	153	128	30	6	7	7
	11	317	177	87	13	5	5	0
	12	332	123	126	21	11	2	12
	13	635	354	168	35	11	6	11
	14	315	151	110	17	5	7	0
	15	487	225	159	32	8	3	7
	16	248	117	86	13	1	3	2
	17	409	182	130	35	6	8	6
	18	456	224	146	38	5	0	8
	19	326	130	128	16	2	6	3
	20	595	281	212	29	10	4	13
	21	275	120	90	28	4	6	5
	22	553	270	187	41	3	3	7
	23	354	168	105	17	8	8	8
	24	422	211	135	17	9	4	5
	25	336	134	128	27	4	3	5
	26	725	287	312	58	5	4	7
	27	595	249	230	36	9	3	15
	28	459	172	182	45	13	1	3
	29	1,213	609	387	73	13	15	14
	30	837	439	238	55	14	11	13
	31	230	118	52	15	7	0	4
	32	572	321	169	31	7	3	10
	33	262	116	100	15	2	4	1
	34	234	107	86	15	3	5	3
	35	507	198	208	32	2	8	13
Henrietta		15,125	7,018	5,186	977	230	164	217
Irondequoit								
	01	529	254	167	31	16	3	11
	02	271	132	87	21	2	5	3
	03	410	154	148	33	9	6	12
	04	180	68	70	11	3	2	7
	05	338	169	96	13	8	6	4
	06	565	278	168	30	13	15	7
	07	480	236	153	37	5	7	11
	08	377	138	152	27	10	4	12
	09	339	154	134	19	2	3	5
	10	349	160	117	33	2	0	7
	11	203	98	68	16	2	2	1
	12	318	159	78	15	6	7	4
	13	470	266	115	21	13	10	10
	14	479	198	170	44	15	2	6

GOVERNOR AND LIEUTENANT GOVERNOR  
DETAIL 1 OF 2

LEGISLATIVE DISTRICT OR TOWN	ELECTION DISTRICT	TOTAL VOTES	ANDREW M CUOMO - KATHY C HOCHUL	MARC MOLINARO - JULIE KILLIAN	MARC MOLINARO - JULIE KILLIAN	HOWIE HAWKINS - JIA LEE	ANDREW M CUOMO - KATHY C HOCHUL	ANDREW M CUOMO - KATHY C HOCHUL
			DEM	REP	CON	GRE	WOR	IND
Irondequoit								
	15	445	196	179	29	6	5	6
	16	603	292	201	32	10	6	5
	17	239	113	75	15	2	4	3
	18	368	176	131	20	3	2	2
	19	452	266	108	22	7	7	7
	20	333	156	120	24	5	6	6
	21	369	175	108	24	9	4	8
	22	391	188	127	29	7	4	2
	23	338	182	95	16	10	5	2
	24	323	152	95	34	8	4	3
	25	348	158	130	23	4	7	9
	26	250	150	63	10	2	3	3
	27	240	95	89	15	1	4	4
	28	295	106	135	20	3	1	6
	29	296	144	102	15	5	3	2
	30	325	146	122	14	5	4	7
	31	473	241	137	25	6	8	14
	32	374	202	98	18	10	9	8
	33	259	104	88	21	5	4	3
	34	521	216	212	27	11	3	6
	35	266	126	78	13	5	7	4
	36	218	127	41	12	7	1	5
	37	263	120	102	14	3	2	3
	38	204	106	60	7	2	7	1
	39	89	45	37	3	0	1	1
	40	198	97	61	16	0	3	4
	41	341	170	99	22	6	6	6
	42	370	148	133	18	7	8	4
	43	306	160	82	20	4	7	2
	44	601	249	231	40	9	11	10
	45	252	125	80	17	1	3	4
	46	328	137	126	16	6	4	5
	47	135	58	59	2	0	2	1
	48	326	135	124	16	2	6	9
	49	461	202	178	31	7	7	9
	50	261	145	71	11	3	4	4
	51	422	187	139	26	5	7	4
	52	410	228	101	17	6	7	9
	53	311	151	113	12	3	3	6
	54	110	50	42	8	0	2	0
	55	397	219	100	18	11	3	6
	56	274	153	84	7	5	4	2
	57	484	246	160	25	4	8	7
	58	405	202	129	36	4	7	4
	59	309	122	112	24	5	3	6
	60	326	140	108	23	9	3	6
	61	449	224	140	24	5	3	8
	62	362	175	104	23	2	8	9
	63	300	139	102	20	3	3	1
	64	137	105	17	3	2	3	0

GOVERNOR AND LIEUTENANT GOVERNOR  
DETAIL 1 OF 2

LEGISLATIVE DISTRICT OR TOWN	ELECTION DISTRICT	TOTAL VOTES	ANDREW M CUOMO - KATHY C HOCHUL	MARC MOLINARO - JULIE KILLIAN	MARC MOLINARO - JULIE KILLIAN	HOWIE HAWKINS - JIA LEE	ANDREW M CUOMO - KATHY C HOCHUL	ANDREW M CUOMO - KATHY C HOCHUL
			DEM	REP	CON	GRE	WOR	IND
Irondequoit	65	259	144	65	9	6	1	6
	66	178	124	35	5	2	1	0
	67	255	119	94	9	5	3	2
	68	294	154	99	10	1	6	2
Irondequoit		22,851	10,954	7,444	1,341	365	319	356
Mendon	01	641	257	260	52	8	1	14
	02	566	241	205	37	12	6	8
	03	629	228	265	64	10	7	5
	04	457	182	165	30	12	10	12
	05	592	207	243	67	8	2	13
	06	601	215	256	65	9	10	5
	07	647	227	306	61	5	3	8
	08	247	111	87	19	4	5	4
	09	484	185	197	37	6	7	7
Mendon		4,864	1,853	1,984	432	74	51	76
Ogden	01	385	151	154	40	3	4	3
	02	401	116	190	47	6	5	7
	03	617	184	319	45	9	2	6
	04	371	107	187	44	1	3	4
	05	374	102	196	32	4	3	6
	06	496	177	232	42	8	0	3
	07	272	65	143	31	2	1	3
	08	470	144	241	34	3	3	3
	09	380	129	165	40	4	2	2
	10	410	120	196	44	2	5	4
	11	446	123	222	57	5	1	6
	12	516	126	263	52	7	3	6
	13	417	139	202	38	3	3	3
	14	349	94	180	31	0	2	2
	15	532	158	273	54	5	0	6
	16	261	59	163	25	0	0	1
	17	373	108	201	27	3	4	2
	18	554	188	237	43	14	8	7
	19	475	159	224	53	3	2	2
	20	489	119	241	66	7	2	3
Ogden		8,588	2,568	4,229	845	89	53	79
Parma	01	481	123	229	56	5	1	7
	02	528	141	266	53	2	3	3
	03	412	101	216	43	6	4	3
	04	405	86	240	40	5	2	2
	05	307	72	179	28	1	3	3
	06	204	47	110	24	1	1	2
	07	404	106	207	48	5	3	7
	08	559	168	280	47	4	3	2
	09	456	96	253	54	3	2	2
	10	437	92	240	70	6	2	9
	11	488	135	229	58	5	2	7

GOVERNOR AND LIEUTENANT GOVERNOR  
DETAIL 1 OF 2

LEGISLATIVE DISTRICT OR TOWN	ELECTION DISTRICT	TOTAL VOTES	ANDREW M CUOMO - KATHY C HOCHUL	MARC MOLINARO - JULIE KILLIAN	MARC MOLINARO - JULIE KILLIAN	HOWIE HAWKINS - JIA LEE	ANDREW M CUOMO - KATHY C HOCHUL	ANDREW M CUOMO - KATHY C HOCHUL
			DEM	REP	CON	GRE	WOR	IND
Parma								
	12	494	158	241	30	4	4	5
	13	741	170	434	66	3	5	5
	14	356	115	161	32	4	2	3
	15	494	106	268	49	6	8	7
Parma		6,766	1,716	3,553	698	60	45	67
Penfield								
	01	206	91	66	18	3	1	3
	02	412	194	130	28	10	2	5
	03	389	141	180	20	7	5	5
	04	566	170	274	65	7	1	11
	05	460	199	163	35	2	8	8
	06	349	130	160	27	2	3	2
	07	396	183	125	30	4	1	7
	08	276	100	122	18	2	3	3
	09	511	305	128	26	6	5	9
	10	317	156	103	25	2	4	7
	11	274	125	92	12	3	5	7
	12	430	204	146	30	5	11	3
	13	607	294	211	36	8	5	8
	14	525	144	264	54	7	0	9
	15	637	289	261	39	7	5	10
	16	193	82	62	15	1	5	3
	17	446	195	160	30	5	5	6
	18	323	143	127	16	6	2	5
	19	630	266	235	35	11	8	13
	20	480	196	196	45	6	3	8
	21	488	248	150	21	2	10	11
	22	438	221	120	35	6	7	10
	23	559	243	211	38	3	7	11
	24	560	224	235	41	8	3	3
	25	355	136	161	29	5	3	4
	26	261	93	101	21	4	2	6
	27	461	200	181	30	7	6	11
	28	350	164	116	29	4	7	5
	29	549	255	186	33	10	9	7
	30	774	315	329	67	1	5	7
	31	253	120	90	18	1	1	4
	32	293	168	91	11	1	2	1
	33	382	164	138	34	4	4	9
	34	403	157	166	32	4	4	5
	35	637	302	231	33	7	2	15
	36	437	207	153	31	7	10	7
	37	763	275	361	46	6	2	10
	38	292	111	130	21	5	2	4
	39	327	122	148	24	6	3	3
	40	565	235	236	32	6	2	4
	41	589	206	292	37	5	3	9
	42	399	141	199	29	1	1	10
Penfield		18,562	7,914	7,230	1,296	207	177	288

GOVERNOR AND LIEUTENANT GOVERNOR  
DETAIL 1 OF 2

LEGISLATIVE DISTRICT OR TOWN	ELECTION DISTRICT	TOTAL VOTES	ANDREW M CUOMO - KATHY C HOCHUL	MARC MOLINARO - JULIE KILLIAN	MARC MOLINARO - JULIE KILLIAN	HOWIE HAWKINS - JIA LEE	ANDREW M CUOMO - KATHY C HOCHUL	ANDREW M CUOMO - KATHY C HOCHUL
			DEM	REP	CON	GRE	WOR	IND
Perinton								
	01	697	300	283	48	4	1	13
	02	532	256	179	35	5	4	8
	03	360	154	145	23	5	1	5
	04	403	186	137	26	4	4	7
	05	247	109	85	16	5	2	5
	06	392	199	108	19	8	3	3
	07	487	214	167	31	10	4	10
	08	422	182	159	30	7	2	4
	09	563	242	232	43	6	5	8
	10	504	256	155	36	4	2	11
	11	291	128	108	21	2	5	5
	12	409	196	148	28	5	4	5
	13	362	143	165	26	2	0	6
	14	436	181	164	31	7	2	8
	15	432	175	161	18	8	2	13
	16	325	153	129	19	5	2	3
	17	441	218	145	28	2	5	6
	18	430	179	159	30	5	5	5
	19	384	163	145	27	4	2	4
	20	392	175	156	24	8	2	8
	21	516	228	178	35	8	7	11
	22	306	123	131	20	4	4	5
	23	638	280	237	43	9	10	8
	24	690	299	283	38	3	6	10
	25	348	174	100	16	5	5	10
	26	443	185	182	34	1	4	4
	27	363	145	152	29	4	4	4
	28	338	134	136	23	2	9	3
	29	261	135	86	17	3	4	0
	30	429	178	167	24	3	4	9
	31	465	204	177	27	4	9	9
	32	360	170	121	20	8	1	3
	33	470	230	149	26	6	9	6
	34	561	239	231	38	4	2	12
	35	361	156	122	32	2	7	3
	36	270	128	87	10	4	4	6
	37	435	200	164	28	4	4	3
	38	610	265	216	34	17	5	7
	39	554	204	257	39	7	4	5
	40	322	140	121	19	3	10	4
	41	281	113	110	26	3	1	7
	42	428	188	168	21	8	5	4
	43	775	327	325	51	9	5	7
	44	366	168	134	25	5	1	2
	45	776	336	324	50	4	6	7
	46	249	114	81	18	12	3	4
	47	483	197	208	30	6	3	5
	48	329	147	119	23	6	3	2
	49	346	151	136	36	5	2	5
	50	148	92	28	6	1	3	6

GOVERNOR AND LIEUTENANT GOVERNOR  
DETAIL 1 OF 2

LEGISLATIVE DISTRICT OR TOWN	ELECTION DISTRICT	TOTAL VOTES	ANDREW M CUOMO - KATHY C HOCHUL	MARC MOLINARO - JULIE KILLIAN	MARC MOLINARO - JULIE KILLIAN	HOWIE HAWKINS - JIA LEE	ANDREW M CUOMO - KATHY C HOCHUL	ANDREW M CUOMO - KATHY C HOCHUL
			DEM	REP	CON	GRE	WOR	IND
Perinton								
	51	532	171	266	46	9	6	5
	52	492	246	179	27	3	4	2
	53	351	159	126	15	12	3	8
	54	777	313	355	48	5	6	11
	55	448	177	210	24	4	4	11
	56	692	261	299	52	6	5	13
		<u>24,722</u>	<u>10,786</u>	<u>9,495</u>	<u>1,609</u>	<u>305</u>	<u>229</u>	<u>358</u>
Perinton								
Pittsford								
	01	360	190	107	14	15	3	4
	02	378	217	81	13	11	4	9
	03	596	301	212	23	9	5	8
	04	532	275	180	27	10	2	9
	05	336	199	83	16	8	8	3
	06	304	201	65	4	8	6	4
	07	203	114	63	10	0	1	4
	08	399	185	149	28	2	1	2
	09	426	187	162	21	5	6	10
	10	588	274	230	34	5	3	8
	11	335	147	137	21	6	3	3
	12	460	232	167	23	4	3	1
	13	296	146	94	17	5	8	5
	14	518	249	193	27	3	7	12
	15	329	174	99	11	1	10	6
	16	367	177	121	14	2	4	3
	17	534	287	160	24	3	7	8
	18	344	189	103	13	3	3	2
	19	256	95	102	35	2	2	1
	20	438	228	128	34	4	5	6
	21	437	242	128	23	4	5	9
	22	505	273	155	27	7	5	4
	23	370	154	142	29	3	4	6
	24	500	269	179	24	0	3	2
	25	530	274	177	37	1	2	7
	26	403	171	148	24	9	5	8
	27	387	211	122	23	4	6	3
	28	393	212	135	15	6	7	3
	29	409	166	173	20	2	4	7
	30	409	217	142	18	2	3	3
	31	496	242	191	23	4	5	8
	32	476	264	162	21	2	5	5
	33	689	328	252	39	8	4	7
	34	712	379	246	30	7	1	7
		<u>14,715</u>	<u>7,469</u>	<u>4,988</u>	<u>762</u>	<u>165</u>	<u>150</u>	<u>187</u>
Pittsford								
Riga								
	01	646	183	315	77	11	3	6
	02	491	121	257	55	7	6	5
	03	393	133	189	30	3	1	3
	04	421	90	245	40	0	3	7
	05	436	86	250	47	6	5	1
	06	388	75	214	63	4	1	2



GOVERNOR AND LIEUTENANT GOVERNOR  
DETAIL 1 OF 2

LEGISLATIVE DISTRICT OR TOWN	ELECTION DISTRICT	TOTAL VOTES	ANDREW M CUOMO - KATHY C HOCHUL	MARC MOLINARO - JULIE KILLIAN	MARC MOLINARO - JULIE KILLIAN	HOWIE HAWKINS - JIA LEE	ANDREW M CUOMO - KATHY C HOCHUL	ANDREW M CUOMO - KATHY C HOCHUL
			DEM	REP	CON	GRE	WOR	IND
Riga		2,775	688	1,470	312	31	19	24
Rush								
	01	537	185	225	53	7	9	7
	02	351	87	184	40	2	1	3
	03	511	200	198	47	13	8	3
	04	522	172	237	50	10	6	1
Rush		1,921	644	844	190	32	24	14
Sweden								
	01	413	166	168	27	4	5	2
	02	240	129	61	12	11	3	5
	03	455	188	156	32	14	9	5
	04	469	182	187	34	7	1	6
	05	107	66	24	4	2	1	1
	06	349	140	123	30	9	4	3
	07	365	143	145	28	2	0	5
	08	389	99	173	56	6	2	7
	09	366	153	140	26	12	1	3
	10	558	110	291	82	7	5	7
	11	139	70	41	8	2	3	2
	12	380	104	196	50	4	0	2
Sweden		4,230	1,550	1,705	389	80	34	48
Webster								
	01	411	154	165	37	8	3	9
	02	612	286	209	29	13	8	9
	03	526	221	215	38	2	5	8
	04	221	79	88	13	3	6	2
	05	449	172	189	33	12	9	4
	06	336	141	132	18	6	2	2
	07	465	169	203	36	9	4	6
	08	397	144	164	33	8	1	9
	09	418	131	206	39	4	1	3
	10	937	334	432	81	12	6	11
	11	482	166	229	39	8	3	5
	12	560	199	261	48	6	1	8
	13	405	146	171	33	3	4	5
	14	386	148	166	27	5	5	5
	15	319	116	142	28	2	6	4
	16	574	234	243	42	8	5	2
	17	382	124	188	36	4	1	6
	18	307	112	137	18	6	4	3
	19	660	206	323	62	10	3	10
	20	644	188	325	59	7	2	5
	21	507	175	225	47	5	3	4
	22	454	146	197	50	4	4	6
	23	364	146	139	36	7	3	6
	24	1,101	380	509	111	16	4	12
	25	207	86	86	14	4	0	0
	26	443	194	160	37	3	7	6
	27	730	288	320	55	4	5	8
	28	431	152	201	45	2	1	3
	29	283	135	100	21	1	4	3

GOVERNOR AND LIEUTENANT GOVERNOR  
DETAIL 1 OF 2

LEGISLATIVE DISTRICT OR TOWN	ELECTION DISTRICT	TOTAL VOTES	ANDREW M CUOMO - KATHY C HOCHUL	MARC MOLINARO - JULIE KILLIAN	MARC MOLINARO - JULIE KILLIAN	HOWIE HAWKINS - JIA LEE	ANDREW M CUOMO - KATHY C HOCHUL	ANDREW M CUOMO - KATHY C HOCHUL
			DEM	REP	CON	GRE	WOR	IND
Webster								
	30	286	149	94	15	5	2	3
	31	494	173	235	42	2	5	4
	32	591	186	288	55	2	7	8
	33	431	167	189	35	4	2	4
	34	238	89	110	21	2	1	4
	35	311	105	130	38	4	2	2
	36	370	152	155	28	1	0	7
	37	747	296	334	44	10	8	7
	38	468	205	178	33	6	1	8
	39	420	191	161	26	5	0	7
	40	926	390	370	51	10	6	12
	41	613	223	289	50	8	2	5
	42	490	178	214	43	4	2	8
	43	370	141	154	23	6	2	4
Webster		20,766	7,817	9,026	1,669	251	150	247
Wheatland								
	01	413	139	169	37	5	8	4
	02	415	96	216	43	0	6	7
	03	497	183	197	40	10	11	11
	04	421	166	165	34	7	1	1
	05	480	109	239	60	7	6	2
Wheatland		2,226	693	986	214	29	32	25
TOWNS		234,642	97,560	91,798	17,134	3,011	2,431	3,011
GRAND TOTAL:		287,650	134,046	98,869	18,458	4,392	3,584	3,594

GOVERNOR AND LIEUTENANT GOVERNOR  
DETAIL 2 OF 2

LEGISLATIVE DISTRICT OR TOWN	ELECTION DISTRICT	TOTAL VOTES	ANDREW M CUOMO - KATHY C HOCHUL	MARC MOLINARO - JULIE KILLIAN	STEPHANIE A MINER - MICHAEL J VOLPE	LARRY SHARPE - ANDREW C HOLLISTER	SCATTER	BLANK AND VOID
			WEP	REF	SAM	LBT		
Leg. Dist. 07	01	438	6	3	10	19	0	8
	02	272	5	2	5	12	0	13
Leg. Dist. 07		710	11	5	15	31	0	21
Leg. Dist. 16	01	12	0	0	0	0	0	1
Leg. Dist. 16		12	0	0	0	0	0	1
Leg. Dist. 21	01	308	9	2	14	17	1	10
	02	282	7	2	8	8	0	8
	03	164	0	0	2	3	0	8
	04	174	0	1	2	2	0	9
	05	197	4	1	3	6	0	1
	06	331	5	2	6	13	0	9
	07	463	5	2	11	17	0	15
	08	142	1	2	3	2	0	3
	09	425	5	0	13	23	1	12
	10	452	3	5	19	6	2	8
	11	240	0	0	0	3	0	23
	12	626	6	3	20	35	2	15
	13	212	3	4	6	4	0	2
	14	159	1	0	2	5	0	9
	15	372	2	2	3	9	0	17
	16	117	1	0	0	4	0	5
	17/26	375	6	1	7	6	0	9
	18	200	1	0	1	3	0	18
	19	128	1	0	0	0	0	13
	20	177	1	1	1	3	0	7
	21	222	1	0	3	3	0	10
	22	252	3	2	2	6	0	13
	23	233	1	1	4	3	0	5
	24	423	7	1	9	26	0	5
	25	203	1	0	3	4	0	12
	27	144	0	0	1	2	0	6
Leg. Dist. 21		7,021	74	32	143	213	6	252
Leg. Dist. 22	01	287	1	0	1	0	0	15
	02/13	154	0	0	0	1	0	4
	03	165	0	0	1	0	0	7
	04	105	0	0	1	1	0	6
	05	137	0	0	3	1	0	8
	06	187	1	0	0	0	0	10
	07	93	0	0	0	0	0	8
	08	190	0	0	0	0	0	8
	09	109	0	0	1	0	0	8
	10	134	0	0	0	0	0	12
	11	256	5	1	5	3	0	9
	12	123	1	1	1	0	0	8
	14	160	0	0	1	0	0	11
	15	180	0	0	0	1	0	10
	16	65	0	0	0	0	0	2

GOVERNOR AND LIEUTENANT GOVERNOR  
DETAIL 2 OF 2

LEGISLATIVE DISTRICT OR TOWN	ELECTION DISTRICT	TOTAL VOTES	ANDREW M CUOMO - KATHY C HOCHUL	MARC MOLINARO - JULIE KILLIAN	STEPHANIE A MINER - MICHAEL J VOLPE	LARRY SHARPE - ANDREW C HOLLISTER	SCATTER	BLANK AND VOID
			WEP	REF	SAM	LBT		
Leg. Dist. 22								
	17	78	0	0	1	0	0	6
	18	108	0	0	2	0	0	7
	19	101	0	0	1	1	0	9
	20	197	0	0	1	0	0	10
	21	107	1	0	1	0	0	7
	22	204	1	1	0	1	0	10
	23	112	0	0	0	0	0	2
	24	75	2	0	0	0	0	0
	25	452	4	2	7	6	1	7
	26/25-19	265	5	1	10	6	1	4
	27	201	4	0	1	1	0	8
Leg. Dist. 22		4,245	25	6	38	22	2	196
Leg. Dist. 23								
	01	168	3	1	4	9	0	3
	02	301	3	0	15	21	0	11
	03	216	4	1	5	16	0	5
	04	421	7	0	13	18	0	8
	05	201	5	2	10	16	0	4
	06	183	0	1	10	7	0	3
	07	355	4	3	13	10	1	5
	08	344	3	1	10	10	0	6
	09	230	2	0	1	7	0	9
	10	270	5	1	6	10	1	8
	11	312	2	1	19	10	0	5
	12	374	2	2	8	5	0	6
	13	319	4	3	9	6	0	8
	14	312	2	1	10	17	1	7
	15	240	4	3	2	8	2	1
	16	153	1	0	8	6	1	2
	17	420	4	4	8	21	1	15
	18	620	5	6	14	23	3	11
	19	325	1	1	6	23	0	5
	20	363	8	1	11	12	0	9
	21	296	2	0	5	9	0	4
	22	272	3	1	10	3	0	6
	23	195	6	4	6	2	0	4
	24	300	3	1	6	12	0	5
	25	452	10	4	32	12	0	9
	26	503	5	7	15	12	0	22
	27	246	2	3	8	6	0	0
	28	379	6	0	11	13	0	7
	29	48	1	0	2	2	0	0
Leg. Dist. 23		8,818	107	52	277	326	10	188
Leg. Dist. 24								
	01	393	7	2	15	6	0	5
	02/22	310	3	3	9	12	0	6
	03/23	302	1	2	20	13	0	4
	04	444	9	3	13	23	2	8
	05/24	334	1	4	15	7	0	6
	06	251	3	1	10	4	1	3

GOVERNOR AND LIEUTENANT GOVERNOR  
DETAIL 2 OF 2

LEGISLATIVE DISTRICT OR TOWN	ELECTION DISTRICT	TOTAL VOTES	ANDREW M CUOMO - KATHY C HOCHUL	MARC MOLINARO - JULIE KILLIAN	STEPHANIE A MINER - MICHAEL J VOLPE	LARRY SHARPE - ANDREW C HOLLISTER	SCATTER	BLANK AND VOID
			WEP	REF	SAM	LBT		
Leg. Dist. 24								
	07/19	232	1	2	8	5	0	5
	08	269	2	3	8	8	0	0
	09	208	3	1	8	4	1	6
	10	423	14	1	24	11	1	3
	11/12	198	2	1	1	1	0	4
	13	363	11	2	9	11	0	10
	14/21	464	5	3	16	21	0	7
	15	373	2	2	13	4	0	14
	16	368	5	1	6	15	2	5
	17	84	0	0	0	0	0	6
	18	345	5	1	13	22	0	5
	20	71	3	0	2	2	0	1
Leg. Dist. 24		5,432	77	32	190	169	7	98
Leg. Dist. 25								
	01	396	3	0	15	7	0	13
	02	242	1	0	3	7	0	18
	03	311	3	1	1	2	0	8
	04/24	191	1	1	3	2	0	14
	05	238	0	1	0	2	0	13
	06	250	1	3	8	11	0	8
	07	289	0	0	0	0	0	18
	08	268	1	1	3	2	0	19
	09	107	1	0	1	0	0	9
	10	292	7	0	7	4	0	15
	11	124	0	0	0	0	0	10
	12/28	314	8	2	11	25	0	7
	13	219	1	0	1	1	0	16
	14	171	3	1	2	10	0	0
	15	186	2	0	1	1	0	17
	16	174	0	0	1	3	0	10
	17	152	2	1	0	2	0	4
	18	302	2	1	3	2	0	15
	20	134	4	1	2	7	0	0
	21/28-19	189	0	0	3	3	1	13
	22	225	4	1	2	9	1	10
	23	104	0	0	3	2	0	0
	25	513	2	2	7	13	2	18
	26/27	136	0	1	2	2	0	5
	29/30	250	7	1	10	4	0	3
Leg. Dist. 25		5,777	53	18	89	121	4	263
Leg. Dist. 26								
	01	490	3	3	5	14	0	17
	02	218	0	2	1	18	0	5
	03	142	2	1	2	9	1	10
	04	236	0	2	1	18	1	6
	05	228	2	0	3	18	0	8
	06	216	1	1	1	0	0	5
	07	232	3	4	2	8	0	9
	08	274	2	3	4	8	1	14
	09	257	6	4	8	5	0	10

GOVERNOR AND LIEUTENANT GOVERNOR  
DETAIL 2 OF 2

LEGISLATIVE DISTRICT OR TOWN	ELECTION DISTRICT	TOTAL VOTES	ANDREW M CUOMO - KATHY C HOCHUL	MARC MOLINARO - JULIE KILLIAN	STEPHANIE A MINER - MICHAEL J VOLPE	LARRY SHARPE - ANDREW C HOLLISTER	SCATTER	BLANK AND VOID
			WEP	REF	SAM	LBT		
Leg. Dist. 26								
	10	286	0	1	4	7	0	16
	11	268	2	2	3	14	0	5
	12	281	3	2	0	20	0	7
	13	302	1	0	2	15	1	13
	14	344	3	3	8	13	0	8
	15	259	2	3	4	11	0	13
	16	271	2	2	1	19	1	7
	17	230	0	3	5	11	1	7
Leg. Dist. 26		4,534	32	36	54	208	6	160
Leg. Dist. 27								
	01	353	0	0	5	10	0	10
	02	348	1	0	2	7	0	14
	03	284	4	0	4	4	1	10
	04	353	2	0	8	8	0	17
	05	338	1	0	2	5	1	7
	06	284	0	1	2	2	0	15
	07	302	4	1	6	3	0	8
	08	496	1	0	6	6	0	32
	09	345	1	3	9	3	0	17
	10	319	7	0	4	7	0	8
	11	383	5	1	8	9	0	8
	12	270	4	4	2	6	0	4
	13	329	2	0	3	2	0	11
	14	248	1	0	4	0	0	7
	15	291	1	0	5	4	0	10
	16	307	1	0	5	5	0	7
	17	344	1	1	0	6	0	16
	18	249	0	2	1	7	0	14
	19	344	1	0	2	3	0	16
	20	179	0	0	0	2	1	7
	21	167	1	0	1	2	0	4
	22	222	1	2	3	6	1	8
	23	207	1	1	2	2	0	8
	25	122	0	1	1	0	0	2
	26	175	1	1	0	5	0	7
Leg. Dist. 27		7,259	41	18	85	114	4	267
Leg. Dist. 28								
	01	228	3	1	2	5	0	10
	02	139	0	0	0	1	0	6
	03	149	1	0	0	2	0	4
	04	152	1	2	0	3	0	7
	05	133	3	0	2	7	0	5
	06	326	1	2	7	4	0	15
	07	382	1	2	4	9	0	14
	08	177	2	1	2	0	0	19
	09	242	3	0	4	10	0	7
	10	82	0	0	1	0	0	6
	11	149	0	3	2	3	0	14
	12	136	0	0	3	1	0	13
	13	237	0	0	2	8	0	17

GOVERNOR AND LIEUTENANT GOVERNOR  
DETAIL 2 OF 2

LEGISLATIVE DISTRICT OR TOWN	ELECTION DISTRICT	TOTAL VOTES	ANDREW M CUOMO - KATHY C HOCHUL	MARC MOLINARO - JULIE KILLIAN	STEPHANIE A MINER - MICHAEL J VOLPE	LARRY SHARPE - ANDREW C HOLLISTER	BLANK AND VOID
			WEP	REF	SAM	LBT	
Leg. Dist. 28							
	14	201	0	0	1	3	7
	15	74	0	1	0	1	4
	16	204	1	1	4	3	9
	17	22	0	0	0	1	0
	18	222	0	0	2	7	9
	20	296	2	3	8	8	17
	21	282	1	2	4	5	10
	22	133	0	0	0	2	8
Leg. Dist. 28		3,966	19	18	48	83	201
Leg. Dist. 29							
	01	33	0	0	0	0	1
	02	67	0	0	0	0	5
	03	9	0	0	0	0	0
	04	290	3	2	5	13	8
	05	265	1	0	1	7	10
	06	167	2	0	2	2	5
	07	205	0	2	4	7	7
	08	63	2	0	0	2	3
	09	393	1	0	3	4	20
	10	293	1	1	1	6	17
	11	217	2	3	3	4	8
	12	273	1	0	1	1	13
	13	151	0	0	2	3	7
	14	94	1	0	0	1	7
	15	226	0	0	2	2	16
	16	99	0	0	1	2	10
	17	185	0	1	3	8	5
	18	268	4	2	6	5	5
	19	141	0	0	0	1	13
	20	330	1	1	1	4	26
	21	302	2	2	7	11	18
	22	142	1	0	0	0	5
	23	235	0	1	0	1	10
	24	328	1	1	2	2	14
	25/28	347	4	2	2	2	18
	26	111	0	0	0	0	9
Leg. Dist. 29		5,234	27	18	46	88	260
CITY		53,008	466	235	985	1,375	1,907
Brighton							
	01	460	5	1	16	8	4
	02	263	2	0	6	13	4
	03	376	2	2	5	8	17
	04	405	5	1	11	6	7
	05	402	9	2	12	5	7
	06	544	7	2	10	13	12
	07	332	3	5	4	12	9
	08	403	1	2	10	4	4
	09	355	1	3	7	12	10
	10	460	4	4	13	6	8

GOVERNOR AND LIEUTENANT GOVERNOR  
DETAIL 2 OF 2

LEGISLATIVE DISTRICT OR TOWN	ELECTION DISTRICT	TOTAL VOTES	ANDREW M CUOMO - KATHY C HOCHUL	MARC MOLINARO - JULIE KILLIAN	STEPHANIE A MINER - MICHAEL J VOLPE	LARRY SHARPE - ANDREW C HOLLISTER	SCATTER	BLANK AND VOID
			WEP	REF	SAM	LBT		
Brighton								
	11	458	8	4	10	17	0	9
	12	515	14	4	10	5	3	6
	13	266	3	1	4	4	2	5
	14	296	7	3	5	8	1	2
	15	333	3	2	4	10	0	2
	16	261	4	2	5	0	0	5
	17	229	2	3	1	1	0	5
	18	386	12	2	13	9	2	5
	19	254	2	2	3	6	0	4
	20	271	3	1	8	9	0	8
	21	352	7	2	9	5	0	8
	22	396	2	2	6	4	2	4
	23	312	5	0	6	4	0	4
	24	434	3	2	8	6	0	19
	25	296	4	4	16	3	0	4
	26	276	5	1	7	12	0	6
	27	286	6	1	6	8	0	1
	28	504	9	2	11	10	3	10
	29	282	2	2	2	4	0	6
	30	675	4	3	7	5	0	24
	31	343	11	2	10	4	1	7
	32	423	5	2	12	4	3	8
	33	437	3	1	5	1	0	10
	34	380	6	2	9	12	2	9
	35	313	7	1	5	5	0	4
	36	320	4	1	3	14	0	6
	37	306	1	1	7	2	0	8
	38	396	1	1	7	6	0	4
	39	332	7	3	8	11	0	12
	40	604	3	2	15	7	3	11
	41	492	12	2	6	15	0	7
	42	134	2	1	6	0	0	3
	43	392	2	0	8	11	0	8
	44	154	2	2	1	5	0	3
	45	282	3	2	3	8	0	8
	46	218	0	0	5	1	0	6
Brighton		16,608	213	88	345	323	27	333
Chili								
	01	297	2	0	3	6	0	4
	02	462	3	2	3	29	0	12
	03	420	2	3	8	21	0	15
	04	279	1	2	2	10	0	6
	05	340	2	2	4	13	0	6
	06	364	4	2	2	12	0	3
	07	231	6	0	2	9	0	6
	08	385	3	5	6	19	0	8
	09	347	3	4	1	15	0	9
	10	241	3	0	2	14	2	4
	11	391	2	3	6	17	0	14
	12	354	0	1	6	7	0	8



GOVERNOR AND LIEUTENANT GOVERNOR  
DETAIL 2 OF 2

LEGISLATIVE DISTRICT OR TOWN	ELECTION DISTRICT	TOTAL VOTES	ANDREW M CUOMO - KATHY C HOCHUL	MARC MOLINARO - JULIE KILLIAN	STEPHANIE A MINER - MICHAEL J VOLPE	LARRY SHARPE - ANDREW C HOLLISTER	SCATTER	BLANK AND VOID
			WEP	REF	SAM	LBT		
Chili								
	13	517	1	5	6	16	0	28
	14	358	2	4	5	21	0	5
	15	308	0	1	4	14	0	6
	16	696	2	5	3	15	0	10
	17	841	2	4	6	24	0	20
	18	395	3	1	6	15	0	10
	19	338	2	3	2	9	1	6
	20	491	3	1	10	10	0	18
	21	258	0	0	0	11	0	6
	22	412	1	0	4	11	0	8
	23	289	3	0	2	14	0	6
	24	775	1	7	18	31	1	18
	25	320	1	3	7	9	0	9
	26	456	2	5	7	24	0	10
	27	344	2	1	2	13	1	4
	28	301	1	1	4	14	1	6
	29	237	1	1	5	15	0	4
	30	223	1	2	8	18	0	4
	31	343	2	2	1	7	0	12
	32	404	4	1	9	17	0	9
Chili		12,417	65	71	154	480	6	294
Clarkson								
	01	540	2	5	5	24	0	16
	02	78	0	1	2	6	0	4
	03	408	2	1	5	17	0	10
	04	601	3	5	7	43	0	13
	05	783	3	3	9	52	0	11
	06	354	1	2	5	20	0	5
Clarkson		2,764	11	17	33	162	0	59
East Rochester								
	01	375	4	3	3	26	0	14
	02	325	1	1	5	9	0	15
	03	309	3	0	6	24	0	9
	04	327	4	3	5	19	1	15
	05	298	3	1	8	17	1	11
	06	395	3	5	4	10	1	7
	07	317	2	1	6	16	0	9
East Rochester		2,346	20	14	37	121	3	80
Gates								
	01	213	1	1	3	7	0	4
	02	286	2	3	3	22	0	10
	03	295	0	0	2	11	0	6
	04	319	2	1	2	18	0	6
	05	380	2	1	3	2	0	3
	06	336	2	2	4	11	0	7
	07	645	2	6	5	25	0	13
	08	257	1	0	1	8	0	7
	09	377	3	1	1	7	0	8
	10	199	1	1	0	5	0	10
	11	244	0	2	4	9	0	11

GOVERNOR AND LIEUTENANT GOVERNOR  
DETAIL 2 OF 2

LEGISLATIVE DISTRICT OR TOWN	ELECTION DISTRICT	TOTAL VOTES	ANDREW M CUOMO - KATHY C HOCHUL	MARC MOLINARO - JULIE KILLIAN	STEPHANIE A MINER - MICHAEL J VOLPE	LARRY SHARPE - ANDREW C HOLLISTER	SCATTER	BLANK AND VOID
			WEP	REF	SAM	LBT		
Gates								
	12	225	0	3	5	9	0	3
	13	330	1	2	1	28	0	9
	14	249	3	1	1	10	0	7
	15	479	1	0	4	15	1	22
	16	265	0	0	3	6	0	5
	17	297	0	1	3	18	0	8
	18	361	1	3	1	19	0	9
	19	306	2	4	3	12	0	7
	20	315	2	2	5	19	0	12
	21	291	1	3	2	12	0	9
	22	241	4	1	7	9	0	6
	23	324	1	1	2	23	0	5
	24	646	4	5	7	29	1	11
	25	242	0	0	1	7	0	9
	26	413	3	2	5	24	0	9
	27	411	0	1	4	14	0	8
	28	242	1	2	2	9	0	6
	29	305	2	0	2	20	0	4
	30	206	0	1	2	11	0	5
	31	274	4	2	3	11	0	4
	32	342	2	2	7	18	0	3
	33	149	0	0	6	2	0	2
	34	314	2	6	4	16	0	10
	35	219	0	0	1	12	0	5
Gates		10,997	50	60	109	478	2	263
Greece								
	01	294	2	1	5	5	1	9
	02	408	0	6	3	25	0	12
	03	265	2	0	7	13	0	7
	04	256	0	0	5	9	0	9
	05	255	3	3	3	17	0	6
	06	228	0	2	2	12	0	3
	07	322	2	2	5	23	0	15
	08	295	3	0	1	21	0	10
	09	318	3	1	12	22	0	10
	10	271	1	2	4	19	0	5
	11	148	0	2	2	18	1	4
	12	191	1	1	2	11	0	8
	13	268	0	4	3	10	0	7
	14	214	2	1	4	15	0	4
	15	285	1	2	3	9	1	5
	16	206	0	0	4	13	0	5
	17	439	1	2	3	13	0	12
	18	371	3	3	3	13	0	6
	19	250	1	1	2	22	0	14
	20	285	2	1	3	21	0	6
	21	269	1	1	3	17	0	7
	22	253	3	3	1	13	0	3
	23	453	0	2	5	16	0	20
	24	451	2	1	1	9	0	11

GOVERNOR AND LIEUTENANT GOVERNOR  
DETAIL 2 OF 2

LEGISLATIVE DISTRICT OR TOWN	ELECTION DISTRICT	TOTAL VOTES	ANDREW M CUOMO - KATHY C HOCHUL	MARC MOLINARO - JULIE KILLIAN	STEPHANIE A MINER - MICHAEL J VOLPE	LARRY SHARPE - ANDREW C HOLLISTER	SCATTER	BLANK AND VOID
			WEP	REF	SAM	LBT		
Greece								
	25	325	4	2	1	17	0	12
	26	242	1	1	2	14	0	5
	27	543	3	3	4	19	0	26
	28	403	2	1	1	15	0	7
	29	331	0	1	1	14	0	7
	30	229	1	0	2	14	0	4
	31	264	0	2	2	14	0	5
	32	310	0	2	4	20	0	10
	33	400	3	1	1	15	0	21
	34	367	0	2	7	16	1	5
	35	317	2	2	1	10	0	13
	36	452	1	2	4	11	0	13
	37	239	2	4	0	9	0	2
	38	486	4	1	4	16	0	6
	39	221	2	0	0	5	0	2
	40	251	0	1	4	10	0	6
	41	365	5	1	3	12	0	14
	42	258	4	0	3	8	0	8
	43	363	1	0	1	10	0	5
	44	469	1	4	7	15	0	13
	45	536	1	4	6	18	0	7
	46	222	0	6	1	10	0	7
	47	320	1	3	5	22	0	4
	48	235	0	1	1	8	0	12
	49	228	0	1	1	3	0	10
	50	316	1	3	3	7	0	8
	51	212	0	2	2	7	0	5
	52	424	5	5	6	20	0	4
	53	289	1	1	4	3	0	8
	54	388	0	0	4	11	0	5
	55	247	0	0	2	6	0	10
	56	381	5	2	3	17	0	9
	57	310	2	0	1	7	0	10
	58	428	2	2	3	11	0	7
	59	235	5	0	0	6	0	7
	60	272	1	1	3	12	0	11
	61	319	1	1	3	23	0	14
	62	427	0	4	1	12	1	8
	63	349	2	5	3	29	0	10
	64	278	0	1	6	10	1	10
	65	310	1	3	2	4	0	13
	66	196	2	1	0	11	0	6
	67	288	2	0	2	10	0	8
	68	388	0	4	3	16	0	14
	69	223	1	2	1	9	1	6
	70	931	3	5	10	30	0	21
	71	411	0	1	5	16	0	9
	72	486	1	1	4	9	0	15
	73	189	1	0	4	5	0	3
	74	318	3	5	5	17	0	9

GOVERNOR AND LIEUTENANT GOVERNOR  
DETAIL 2 OF 2

LEGISLATIVE DISTRICT OR TOWN	ELECTION DISTRICT	TOTAL VOTES	ANDREW M CUOMO - KATHY C HOCHUL	MARC MOLINARO - JULIE KILLIAN	STEPHANIE A MINER - MICHAEL J VOLPE	LARRY SHARPE - ANDREW C HOLLISTER	BLANK AND VOID	
			WEP	REF	SAM	LBT		SCATTER
Greece								
	75	283	2	1	1	5	0	3
	76	285	3	2	3	7	0	4
	77	403	1	0	2	12	0	16
	78	226	0	0	2	8	0	7
	79	665	0	6	5	25	0	14
	80	461	1	3	1	18	0	10
	81	230	0	0	1	15	0	10
	82	385	3	2	4	17	0	14
	83	184	1	1	4	8	0	0
	84	394	0	4	2	10	0	13
	85	429	2	3	4	19	0	5
	86	429	0	2	2	10	0	17
	87	310	2	0	3	13	0	7
	88	400	0	1	2	15	0	17
	89	295	0	0	0	6	0	8
	90	427	2	1	3	23	2	13
	91	631	3	1	4	19	0	16
	92	538	2	3	9	23	0	23
	93	453	4	1	4	16	0	11
	94	392	2	1	2	13	1	8
	95	256	2	1	3	10	0	6
	96	430	1	3	3	10	1	12
	97	680	1	4	7	21	0	23
	98	575	3	2	4	12	0	13
	99	376	1	3	0	14	1	16
	100	516	3	3	3	16	0	8
	101	237	0	1	2	14	0	6
	102	550	3	1	8	16	0	11
	103	424	3	0	0	12	0	13
	104	299	1	4	2	6	0	9
	105	458	6	2	2	12	0	8
	106	334	1	2	2	6	0	6
	107	296	1	1	3	11	0	3
	108	276	1	4	0	7	0	7
	109	513	0	7	3	12	0	11
Greece		38,026	165	205	332	1,460	12	1,020
Hamlin								
	01	348	3	1	1	39	0	1
	02	396	0	4	4	23	1	4
	03	389	2	1	1	30	0	9
	04	272	0	2	0	26	1	2
	05	338	1	2	3	25	0	4
	06	286	1	2	0	23	2	3
	07	478	0	5	7	22	0	6
	08	237	0	7	2	21	0	3
	09	216	1	3	2	21	0	5
	10	413	3	2	10	24	0	4
Hamlin		3,373	11	29	30	254	4	41
Henrietta								
	01	459	3	2	2	13	0	7

GOVERNOR AND LIEUTENANT GOVERNOR  
DETAIL 2 OF 2

LEGISLATIVE DISTRICT OR TOWN	ELECTION DISTRICT	TOTAL VOTES	ANDREW M CUOMO - KATHY C HOCHUL	MARC MOLINARO - JULIE KILLIAN	STEPHANIE A MINER - MICHAEL J VOLPE	LARRY SHARPE - ANDREW C HOLLISTER	SCATTER	BLANK AND VOID
			WEP	REF	SAM	LBT		
Henrietta								
	02	350	2	0	3	25	0	5
	03	197	2	1	7	7	0	4
	04	428	2	1	11	15	0	9
	05	356	0	1	4	11	0	3
	06	334	2	4	3	17	1	6
	07	314	1	2	3	16	0	15
	08	350	4	2	6	16	1	5
	09	280	1	0	4	13	0	7
	10	363	1	3	5	14	1	8
	11	317	0	2	1	14	0	13
	12	332	5	1	7	16	0	8
	13	635	1	6	7	23	2	11
	14	315	0	1	4	15	0	5
	15	487	1	3	13	24	0	12
	16	248	2	3	3	10	0	8
	17	409	4	2	8	19	0	9
	18	456	3	4	8	18	0	2
	19	326	1	1	4	24	0	11
	20	595	1	1	12	24	0	8
	21	275	0	1	8	9	0	4
	22	553	1	5	9	13	0	14
	23	354	4	0	6	18	1	11
	24	422	2	2	6	17	0	14
	25	336	3	3	7	15	0	7
	26	725	1	5	9	15	0	22
	27	595	3	4	8	22	1	15
	28	459	4	1	12	19	0	7
	29	1,213	4	6	13	60	0	19
	30	837	5	6	15	24	1	16
	31	230	0	2	1	19	0	12
	32	572	0	3	3	12	0	13
	33	262	1	4	2	8	2	7
	34	234	0	0	0	7	0	8
	35	507	4	5	3	30	0	4
Henrietta		15,125	68	87	217	622	10	329
Irondequoit								
	01	529	3	6	7	17	0	14
	02	271	0	1	1	13	0	6
	03	410	3	3	5	18	1	18
	04	180	2	1	2	8	0	6
	05	338	4	4	2	25	0	7
	06	565	11	2	13	17	1	10
	07	480	3	1	9	11	0	7
	08	377	2	3	4	14	1	10
	09	339	0	0	5	8	0	9
	10	349	5	1	5	7	0	12
	11	203	3	0	3	5	1	4
	12	318	0	7	7	30	0	5
	13	470	5	2	2	15	1	10
	14	479	5	1	8	23	0	7

GOVERNOR AND LIEUTENANT GOVERNOR  
DETAIL 2 OF 2

LEGISLATIVE DISTRICT OR TOWN	ELECTION DISTRICT	TOTAL VOTES	ANDREW M CUOMO - KATHY C HOCHUL	MARC MOLINARO - JULIE KILLIAN	STEPHANIE A MINER - MICHAEL J VOLPE	LARRY SHARPE - ANDREW C HOLLISTER	SCATTER	BLANK AND VOID
			WEP	REF	SAM	LBT		
Irondequoit	15	445	4	0	4	9	0	7
	16	603	2	4	10	32	0	9
	17	239	2	3	5	11	0	6
	18	368	5	2	6	14	0	7
	19	452	4	2	8	8	0	13
	20	333	2	1	4	3	0	6
	21	369	1	5	8	19	1	7
	22	391	6	7	4	9	0	8
	23	338	5	2	7	10	0	4
	24	323	4	4	3	14	0	2
	25	348	1	2	3	3	0	8
	26	250	0	1	3	5	0	10
	27	240	4	0	9	9	0	10
	28	295	2	1	5	8	1	7
	29	296	2	2	5	9	0	7
	30	325	2	1	2	14	0	8
	31	473	5	4	6	20	0	7
	32	374	4	4	7	5	0	9
	33	259	2	0	6	14	0	12
	34	521	2	2	9	14	0	19
	35	266	7	4	4	15	0	3
	36	218	2	1	1	7	1	13
	37	263	1	1	1	7	0	9
	38	204	2	1	2	5	1	10
	39	89	0	0	1	0	0	1
	40	198	1	1	1	10	1	3
	41	341	1	5	5	16	0	5
	42	370	2	4	10	24	0	12
	43	306	6	1	1	14	0	9
	44	601	1	2	16	10	1	21
	45	252	0	2	3	9	0	8
	46	328	1	2	7	13	0	11
	47	135	2	0	2	6	0	3
	48	326	2	4	4	14	0	10
	49	461	2	2	4	6	0	13
	50	261	0	2	0	5	0	16
	51	422	7	2	9	21	0	15
	52	410	0	4	2	16	1	19
	53	311	1	3	3	8	0	8
	54	110	0	0	1	2	0	5
	55	397	8	3	6	16	1	6
	56	274	1	3	4	8	0	3
	57	484	3	0	5	11	0	15
	58	405	5	0	7	8	0	3
	59	309	5	4	5	16	0	7
	60	326	0	1	5	18	0	13
	61	449	1	3	8	21	0	12
	62	362	1	1	8	15	0	16
	63	300	3	1	9	10	0	9
	64	137	0	0	0	4	0	3

GOVERNOR AND LIEUTENANT GOVERNOR  
DETAIL 2 OF 2

LEGISLATIVE DISTRICT OR TOWN	ELECTION DISTRICT	TOTAL VOTES	ANDREW M CUOMO - KATHY C HOCHUL	MARC MOLINARO - JULIE KILLIAN	STEPHANIE A MINER - MICHAEL J VOLPE	LARRY SHARPE - ANDREW C HOLLISTER	SCATTER	BLANK AND VOID
			WEP	REF	SAM	LBT		
Irondequoit								
	65	259	3	3	6	2	0	14
	66	178	1	0	1	4	0	5
	67	255	1	1	4	8	0	9
	68	294	1	1	2	8	0	10
Irondequoit		22,851	176	141	334	798	13	610
Mendon								
	01	641	7	2	12	16	0	12
	02	566	1	9	12	23	0	12
	03	629	2	5	14	19	0	10
	04	457	0	5	12	22	0	7
	05	592	5	4	15	18	0	10
	06	601	4	1	11	16	0	9
	07	647	2	3	4	14	0	14
	08	247	0	2	5	7	0	3
	09	484	2	2	10	19	0	12
Mendon		4,864	23	33	95	154	0	89
Ogden								
	01	385	3	2	4	14	0	7
	02	401	4	2	3	11	2	8
	03	617	7	2	11	22	0	10
	04	371	2	4	3	14	0	2
	05	374	2	2	5	17	0	5
	06	496	3	4	6	13	0	8
	07	272	0	2	3	19	0	3
	08	470	2	3	8	16	0	13
	09	380	6	3	3	16	0	10
	10	410	2	2	2	26	0	7
	11	446	0	1	5	20	0	6
	12	516	2	5	7	33	0	12
	13	417	1	1	2	15	0	10
	14	349	1	3	3	17	0	16
	15	532	1	0	9	20	0	6
	16	261	0	1	0	6	0	6
	17	373	1	1	5	14	0	7
	18	554	3	2	10	28	0	14
	19	475	3	2	3	13	0	11
	20	489	6	4	3	32	0	6
Ogden		8,588	49	46	95	366	2	167
Parma								
	01	481	2	5	8	29	0	16
	02	528	3	4	6	30	0	17
	03	412	4	3	1	21	0	10
	04	405	2	3	4	13	0	8
	05	307	1	5	0	11	0	4
	06	204	1	0	1	11	0	6
	07	404	0	1	2	17	0	8
	08	559	1	6	4	21	0	23
	09	456	5	6	4	16	0	15
	10	437	0	2	0	8	0	8
	11	488	0	1	11	19	0	21

GOVERNOR AND LIEUTENANT GOVERNOR  
DETAIL 2 OF 2

LEGISLATIVE DISTRICT OR TOWN	ELECTION DISTRICT	TOTAL VOTES	ANDREW M CUOMO - KATHY C HOCHUL	MARC MOLINARO - JULIE KILLIAN	STEPHANIE A MINER - MICHAEL J VOLPE	LARRY SHARPE - ANDREW C HOLLISTER	SCATTER	BLANK AND VOID
			WEP	REF	SAM	LBT		
Parma	12	494	2	1	4	39	0	6
	13	741	3	2	4	29	0	20
	14	356	1	2	3	19	0	14
	15	494	2	0	1	37	0	10
Parma		6,766	27	41	53	320	0	186
Penfield	01	206	1	3	8	4	1	7
	02	412	4	2	13	14	0	10
	03	389	3	1	4	14	0	9
	04	566	3	4	5	19	0	7
	05	460	5	5	9	12	0	14
	06	349	3	3	4	4	0	11
	07	396	1	8	11	14	0	12
	08	276	2	3	4	12	1	6
	09	511	3	2	9	7	0	11
	10	317	0	0	8	9	0	3
	11	274	4	1	7	10	0	8
	12	430	2	1	8	10	0	10
	13	607	3	1	7	17	0	17
	14	525	4	3	6	25	0	9
	15	637	1	3	8	5	0	9
	16	193	1	1	7	12	1	3
	17	446	3	5	7	17	0	13
	18	323	1	6	9	4	0	4
	19	630	5	3	19	21	0	14
	20	480	2	6	5	8	0	5
	21	488	3	4	10	12	0	17
	22	438	1	6	16	6	1	9
	23	559	3	6	6	7	0	24
	24	560	4	6	4	21	2	9
	25	355	2	1	1	8	0	5
	26	261	3	2	10	8	0	11
	27	461	4	1	7	8	0	6
	28	350	2	1	2	8	0	12
	29	549	6	5	8	16	0	14
	30	774	5	2	3	27	0	13
	31	253	3	0	2	5	0	9
	32	293	4	1	3	8	0	3
	33	382	1	3	5	12	0	8
	34	403	3	2	6	9	2	13
	35	637	3	2	12	14	1	15
	36	437	4	1	4	10	0	3
	37	763	1	6	9	32	0	15
	38	292	1	1	2	5	0	10
	39	327	0	0	7	5	0	9
	40	565	2	3	14	17	0	14
	41	589	0	5	8	8	0	16
	42	399	2	2	2	7	0	5
Penfield		18,562	108	121	299	491	9	422



GOVERNOR AND LIEUTENANT GOVERNOR  
DETAIL 2 OF 2

LEGISLATIVE DISTRICT OR TOWN	ELECTION DISTRICT	TOTAL VOTES	ANDREW M CUOMO - KATHY C HOCHUL	MARC MOLINARO - JULIE KILLIAN	STEPHANIE A MINER - MICHAEL J VOLPE	LARRY SHARPE - ANDREW C HOLLISTER	SCATTER	BLANK AND VOID
			WEP	REF	SAM	LBT		
Perinton								
	01	697	2	3	6	18	0	19
	02	532	2	4	13	15	0	11
	03	360	2	0	4	7	0	14
	04	403	3	2	8	19	0	7
	05	247	3	3	4	9	0	6
	06	392	8	2	7	17	0	18
	07	487	4	1	16	24	0	6
	08	422	2	2	8	11	0	15
	09	563	0	2	5	11	0	9
	10	504	6	2	7	9	1	15
	11	291	2	0	5	8	0	7
	12	409	2	0	10	5	0	6
	13	362	1	2	3	8	0	6
	14	436	5	3	7	19	0	9
	15	432	2	4	13	22	1	13
	16	325	1	0	3	5	0	5
	17	441	5	0	11	11	0	10
	18	430	1	4	4	21	0	17
	19	384	3	2	4	18	2	10
	20	392	2	0	8	7	0	2
	21	516	5	4	10	19	0	11
	22	306	0	4	5	6	0	4
	23	638	5	8	7	19	0	12
	24	690	5	6	7	11	0	22
	25	348	4	2	9	13	0	10
	26	443	2	1	7	16	0	7
	27	363	1	1	4	8	0	11
	28	338	3	2	7	14	0	5
	29	261	2	0	7	5	0	2
	30	429	4	4	7	19	0	10
	31	465	1	4	12	12	0	6
	32	360	2	3	5	16	0	11
	33	470	0	3	12	9	0	20
	34	561	2	1	8	9	0	15
	35	361	4	6	6	19	0	4
	36	270	3	4	3	17	2	2
	37	435	4	0	4	17	0	7
	38	610	6	8	10	27	1	14
	39	554	0	2	6	19	0	11
	40	322	0	2	4	14	0	5
	41	281	1	1	6	8	1	4
	42	428	3	0	4	19	0	8
	43	775	4	3	8	21	0	15
	44	366	4	4	5	7	0	11
	45	776	2	1	10	18	0	18
	46	249	2	2	2	9	0	2
	47	483	3	1	6	13	1	10
	48	329	3	0	5	14	0	7
	49	346	1	1	2	3	0	4
	50	148	2	1	3	5	0	1

GOVERNOR AND LIEUTENANT GOVERNOR  
DETAIL 2 OF 2

LEGISLATIVE DISTRICT OR TOWN	ELECTION DISTRICT	TOTAL VOTES	ANDREW M CUOMO - KATHY C HOCHUL	MARC MOLINARO - JULIE KILLIAN	STEPHANIE A MINER - MICHAEL J VOLPE	LARRY SHARPE - ANDREW C HOLLISTER	SCATTER	BLANK AND VOID
			WEP	REF	SAM	LBT		
Perinton								
	51	532	2	0	3	12	1	11
	52	492	4	0	9	11	0	7
	53	351	1	2	12	6	0	7
	54	777	4	3	6	13	0	13
	55	448	2	1	2	4	0	9
	56	692	3	2	8	26	0	17
Perinton		24,722	150	123	377	742	10	538
Pittsford								
	01	360	3	4	9	2	2	7
	02	378	5	2	10	8	1	17
	03	596	2	0	9	5	0	22
	04	532	5	1	8	7	0	8
	05	336	2	1	4	6	0	6
	06	304	1	1	7	1	0	6
	07	203	2	1	3	5	0	0
	08	399	3	2	6	5	0	16
	09	426	1	1	11	8	0	14
	10	588	3	4	9	12	0	6
	11	335	4	1	3	6	0	4
	12	460	2	3	6	11	0	8
	13	296	2	0	3	11	0	5
	14	518	3	1	7	6	0	10
	15	329	6	2	3	15	0	2
	16	367	2	1	15	22	0	6
	17	534	7	2	16	11	2	7
	18	344	1	2	13	3	0	12
	19	256	0	1	4	7	0	7
	20	438	10	3	9	5	0	6
	21	437	0	1	14	4	0	7
	22	505	3	2	8	8	0	13
	23	370	2	5	8	15	0	2
	24	500	2	0	5	3	0	13
	25	530	3	4	5	7	0	13
	26	403	5	2	6	12	0	13
	27	387	3	0	4	6	0	5
	28	393	1	1	4	5	0	4
	29	409	1	2	11	11	0	12
	30	409	2	3	4	6	1	8
	31	496	1	4	4	3	0	11
	32	476	4	2	4	4	0	3
	33	689	0	4	10	10	0	27
	34	712	5	2	9	9	2	15
Pittsford		14,715	96	65	251	259	8	315
Riga								
	01	646	3	1	10	26	0	11
	02	491	2	3	6	23	0	6
	03	393	0	5	5	9	1	14
	04	421	1	4	7	18	0	6
	05	436	2	2	3	24	0	10
	06	388	2	3	4	14	0	6

GOVERNOR AND LIEUTENANT GOVERNOR  
DETAIL 2 OF 2

LEGISLATIVE DISTRICT OR TOWN	ELECTION DISTRICT	TOTAL VOTES	ANDREW M CUOMO - KATHY C HOCHUL	MARC MOLINARO - JULIE KILLIAN	STEPHANIE A MINER - MICHAEL J VOLPE	LARRY SHARPE - ANDREW C HOLLISTER	SCATTER	BLANK AND VOID
			WEP	REF	SAM	LBT		
Riga		2,775	10	18	35	114	1	53
Rush								
	01	537	6	7	9	17	0	12
	02	351	2	2	10	11	0	9
	03	511	3	5	10	13	0	11
	04	522	3	1	8	21	0	13
Rush		1,921	14	15	37	62	0	45
Sweden								
	01	413	0	6	5	19	0	11
	02	240	3	1	3	11	0	1
	03	455	8	1	2	28	0	12
	04	469	3	2	6	27	0	14
	05	107	0	0	5	3	0	1
	06	349	4	2	6	20	0	8
	07	365	4	5	5	13	1	14
	08	389	2	2	4	28	0	10
	09	366	0	1	5	19	0	6
	10	558	0	5	9	29	0	13
	11	139	0	0	2	10	0	1
	12	380	5	1	0	15	0	3
Sweden		4,230	29	26	52	222	1	94
Webster								
	01	411	1	1	11	15	0	7
	02	612	5	6	6	26	0	15
	03	526	3	1	3	12	0	18
	04	221	3	1	3	18	0	5
	05	449	1	3	6	16	0	4
	06	336	1	3	9	20	0	2
	07	465	2	3	9	18	0	6
	08	397	3	3	4	14	0	14
	09	418	4	3	7	12	0	8
	10	937	8	9	13	17	1	13
	11	482	2	2	10	9	0	9
	12	560	4	2	10	8	0	13
	13	405	2	3	8	20	0	10
	14	386	2	2	8	14	0	4
	15	319	2	3	2	6	0	8
	16	574	3	5	9	14	0	9
	17	382	1	0	4	7	0	11
	18	307	1	2	10	7	0	7
	19	660	3	5	7	17	0	14
	20	644	2	3	9	30	0	14
	21	507	2	7	3	17	0	19
	22	454	2	1	7	21	0	16
	23	364	1	2	6	12	0	6
	24	1,101	2	7	9	29	1	21
	25	207	1	0	1	6	0	9
	26	443	4	1	4	10	0	17
	27	730	3	3	6	17	0	21
	28	431	1	1	6	11	0	8
	29	283	2	2	0	9	0	6

GOVERNOR AND LIEUTENANT GOVERNOR  
DETAIL 2 OF 2

LEGISLATIVE DISTRICT OR TOWN	ELECTION DISTRICT	TOTAL VOTES	ANDREW M CUOMO - KATHY C HOCHUL	MARC MOLINARO - JULIE KILLIAN	STEPHANIE A MINER - MICHAEL J VOLPE	LARRY SHARPE - ANDREW C HOLLISTER	SCATTER	BLANK AND VOID
			WEP	REF	SAM	LBT		
Webster								
	30	286	2	2	3	5	0	6
	31	494	4	2	3	10	0	14
	32	591	1	5	8	16	1	14
	33	431	2	3	5	13	0	7
	34	238	1	1	3	5	0	1
	35	311	6	2	4	10	1	7
	36	370	1	0	2	17	0	7
	37	747	4	3	4	20	0	17
	38	468	0	2	6	16	0	13
	39	420	4	0	4	10	0	12
	40	926	5	6	4	24	0	48
	41	613	2	5	6	11	0	12
	42	490	9	3	7	13	0	9
	43	370	2	2	7	19	0	10
Webster		20,766	114	120	256	621	4	491
Wheatland								
	01	413	3	7	10	26	0	5
	02	415	4	4	4	23	0	12
	03	497	5	6	7	18	0	9
	04	421	5	6	6	19	0	11
	05	480	4	4	8	30	0	11
Wheatland		2,226	21	27	35	116	0	48
TOWNS		234,642	1,420	1,347	3,176	8,165	112	5,477
GRAND TOTAL:		287,650	1,886	1,582	4,161	9,540	154	7,384

COMPTROLLER  
SUMMARY 1 OF 2

LEGISLATIVE DISTRICT OR TOWN	TOTAL VOTES	THOMAS P DINAPOLI	JONATHAN TRICHTER	JONATHAN TRICHTER	MARK DUNLEA	THOMAS P DINAPOLI	THOMAS P DINAPOLI
		DEM	REP	CON	GRE	WOR	IND
Leg. Dist. 07	710	370	184	40	14	26	24
Leg. Dist. 16	12	11	1	0	0	0	0
Leg. Dist. 21	7,021	5,088	748	186	168	242	120
Leg. Dist. 22	4,245	3,419	223	40	39	54	40
Leg. Dist. 23	8,818	6,098	1,197	259	233	308	194
Leg. Dist. 24	5,432	3,813	600	99	212	278	86
Leg. Dist. 25	5,777	4,411	345	71	154	167	63
Leg. Dist. 26	4,534	2,736	1,025	208	47	102	96
Leg. Dist. 27	7,259	5,663	498	122	78	180	95
Leg. Dist. 28	3,966	2,841	489	102	49	90	55
Leg. Dist. 29	5,234	3,886	564	117	53	104	69
<b>CITY</b>	<b>53,008</b>	<b>38,336</b>	<b>5,874</b>	<b>1,244</b>	<b>1,047</b>	<b>1,551</b>	<b>842</b>
Brighton	16,608	11,235	3,078	557	243	425	318
Chili	12,417	5,803	4,388	1,059	118	218	254
Clarkson	2,764	1,030	1,166	303	22	45	61
East Rochester	2,346	1,215	672	122	37	62	65
Gates	10,997	5,685	3,499	716	99	193	248
Greece	38,026	17,818	13,526	2,949	281	670	844
Hamlin	3,373	1,167	1,528	325	33	62	91
Henrietta	15,125	8,447	4,291	953	155	262	346
Irondequoit	22,851	13,222	5,924	1,217	239	489	582
Mendon	4,864	2,288	1,674	427	52	76	130
Ogden	8,588	3,465	3,523	816	67	148	181
Parma	6,766	2,391	3,016	684	48	101	160
Penfield	18,562	9,611	6,033	1,232	163	267	476
Perinton	24,722	13,154	7,909	1,533	212	320	571
Pittsford	14,715	8,527	4,337	738	107	193	285
Riga	2,775	987	1,229	294	21	44	57
Rush	1,921	861	717	168	19	27	36
Sweden	4,230	1,959	1,465	381	55	76	90
Webster	20,766	10,003	7,434	1,533	160	320	464
Wheatland	2,226	931	842	203	27	45	47
<b>TOWNS</b>	<b>234,642</b>	<b>119,799</b>	<b>76,251</b>	<b>16,210</b>	<b>2,158</b>	<b>4,043</b>	<b>5,306</b>
<b>GRAND TOTAL:</b>	<b>287,650</b>	<b>158,135</b>	<b>82,125</b>	<b>17,454</b>	<b>3,205</b>	<b>5,594</b>	<b>6,148</b>

COMPTROLLER  
SUMMARY 2 OF 2

LEGISLATIVE DISTRICT OR TOWN	TOTAL VOTES	THOMAS P DINAPOLI	THOMAS P DINAPOLI	CRUGER E GALLAUDET	SCATTER	BLANK AND VOID
		WEP	REF	LBT		
Leg. Dist. 07	710	9	3	9	0	31
Leg. Dist. 16	12	0	0	0	0	0
Leg. Dist. 21	7,021	76	13	61	0	319
Leg. Dist. 22	4,245	30	5	13	0	382
Leg. Dist. 23	8,818	145	27	120	1	236
Leg. Dist. 24	5,432	99	24	69	0	152
Leg. Dist. 25	5,777	57	10	42	1	456
Leg. Dist. 26	4,534	40	15	52	1	212
Leg. Dist. 27	7,259	54	12	54	1	502
Leg. Dist. 28	3,966	31	10	30	0	269
Leg. Dist. 29	5,234	35	10	19	2	375
<b>CITY</b>	<b>53,008</b>	<b>576</b>	<b>129</b>	<b>469</b>	<b>6</b>	<b>2,934</b>
Brighton	16,608	222	38	134	2	356
Chili	12,417	68	47	124	3	335
Clarkson	2,764	13	11	38	0	75
East Rochester	2,346	22	11	44	0	96
Gates	10,997	78	20	91	2	366
Greece	38,026	223	101	317	6	1,291
Hamlin	3,373	22	11	50	2	82
Henrietta	15,125	83	34	158	2	394
Irondequoit	22,851	215	55	232	3	673
Mendon	4,864	38	18	48	0	113
Ogden	8,588	56	18	85	0	229
Parma	6,766	40	22	84	0	220
Penfield	18,562	123	62	148	4	443
Perinton	24,722	184	48	224	4	563
Pittsford	14,715	109	31	92	1	295
Riga	2,775	21	7	28	0	87
Rush	1,921	17	4	25	0	47
Sweden	4,230	31	7	65	0	101
Webster	20,766	139	43	165	3	502
Wheatland	2,226	27	8	32	0	64
<b>TOWNS</b>	<b>234,642</b>	<b>1,731</b>	<b>596</b>	<b>2,184</b>	<b>32</b>	<b>6,332</b>
<b>GRAND TOTAL:</b>	<b>287,650</b>	<b>2,307</b>	<b>725</b>	<b>2,653</b>	<b>38</b>	<b>9,266</b>

COMPTROLLER  
DETAIL 1 OF 2

LEGISLATIVE DISTRICT OR TOWN	ELECTION DISTRICT	TOTAL VOTES	THOMAS P DINAPOLI	JONATHAN TRICHTER	JONATHAN TRICHTER	MARK DUNLEA	THOMAS P DINAPOLI	THOMAS P DINAPOLI
			DEM	REP	CON	GRE	WOR	IND
Leg. Dist. 07								
	01	438	214	132	26	10	17	15
	02	272	156	52	14	4	9	9
Leg. Dist. 07		710	370	184	40	14	26	24
Leg. Dist. 16								
	01	12	11	1	0	0	0	0
Leg. Dist. 16		12	11	1	0	0	0	0
Leg. Dist. 21								
	01	308	195	45	14	11	19	5
	02	282	191	35	14	8	10	5
	03	164	113	29	7	1	2	3
	04	174	128	16	1	4	3	3
	05	197	130	25	5	6	10	6
	06	331	229	29	5	19	16	4
	07	463	337	59	8	11	9	9
	08	142	105	9	4	5	10	0
	09	425	302	57	8	10	19	7
	10	452	329	63	11	4	12	7
	11	240	197	15	4	1	4	3
	12	626	429	78	18	28	23	13
	13	212	159	8	4	10	14	3
	14	159	122	16	5	5	6	2
	15	372	268	33	14	8	12	10
	16	117	85	16	4	1	2	2
	17/26	375	281	26	10	9	14	13
	18	200	157	9	4	4	3	2
	19	128	103	5	3	1	2	2
	20	177	134	14	6	2	11	4
	21	222	166	29	3	5	2	0
	22	252	188	18	4	2	4	3
	23	233	180	18	4	3	10	3
	24	423	281	76	23	7	13	5
	25	203	161	9	2	3	7	5
	27	144	118	11	1	0	5	1
Leg. Dist. 21		7,021	5,088	748	186	168	242	120
Leg. Dist. 22								
	01	287	235	21	1	1	2	1
	02/13	154	125	1	0	2	3	2
	03	165	107	8	2	0	0	2
	04	105	91	4	0	1	0	1
	05	137	120	3	2	1	0	0
	06	187	159	5	1	0	2	2
	07	93	68	1	0	0	1	0
	08	190	153	16	1	3	2	0
	09	109	88	4	1	1	2	0
	10	134	118	3	0	0	1	1
	11	256	202	8	1	5	6	1
	12	123	107	3	0	1	1	0
	14	160	129	13	1	0	4	2
	15	180	150	3	3	4	4	1
	16	65	60	1	0	0	1	0

COMPTROLLER  
DETAIL 1 OF 2

LEGISLATIVE DISTRICT OR TOWN	ELECTION DISTRICT	TOTAL VOTES	THOMAS P DINAPOLI	JONATHAN TRICHTER	JONATHAN TRICHTER	MARK DUNLEA	THOMAS P DINAPOLI	THOMAS P DINAPOLI
			DEM	REP	CON	GRE	WOR	IND
Leg. Dist. 22								
	17	78	63	3	1	0	0	0
	18	108	82	1	1	1	2	1
	19	101	87	4	0	0	1	0
	20	197	163	8	2	0	0	4
	21	107	88	5	0	1	0	0
	22	204	172	6	2	2	0	5
	23	112	98	3	0	1	1	1
	24	75	60	5	1	0	1	1
	25	452	338	50	13	3	9	9
	26/25-19	265	193	37	5	7	5	5
	27	201	163	7	2	5	6	1
Leg. Dist. 22		4,245	3,419	223	40	39	54	40
Leg. Dist. 23								
	01	168	109	35	4	4	3	3
	02	301	203	34	7	10	13	8
	03	216	141	23	3	7	10	6
	04	421	300	53	16	10	12	7
	05	201	153	14	3	9	8	1
	06	183	129	27	2	12	3	3
	07	355	261	34	9	10	19	3
	08	344	237	51	7	15	17	8
	09	230	162	31	10	3	8	5
	10	270	194	35	8	9	10	2
	11	312	230	34	5	6	20	6
	12	374	273	47	14	5	16	8
	13	319	215	64	5	2	9	5
	14	312	225	36	4	11	9	3
	15	240	168	35	6	7	8	6
	16	153	107	20	9	1	6	3
	17	420	273	56	15	14	20	9
	18	620	419	93	30	16	12	14
	19	325	198	68	7	10	14	10
	20	363	251	35	11	14	14	9
	21	296	207	50	7	3	6	11
	22	272	188	49	5	3	8	6
	23	195	144	17	1	5	7	3
	24	300	192	48	6	9	12	6
	25	452	285	75	20	11	18	12
	26	503	351	67	22	7	11	18
	27	246	163	34	14	3	4	15
	28	379	285	26	8	15	11	4
	29	48	35	6	1	2	0	0
Leg. Dist. 23		8,818	6,098	1,197	259	233	308	194
Leg. Dist. 24								
	01	393	277	34	8	13	27	8
	02/22	310	225	25	7	12	22	7
	03/23	302	211	33	5	13	24	3
	04	444	315	38	4	19	16	11
	05/24	334	244	40	8	9	10	8
	06	251	176	30	3	10	14	2
	07/19	232	164	32	7	8	8	2



COMPTRROLLER  
DETAIL 1 OF 2

LEGISLATIVE DISTRICT OR TOWN	ELECTION DISTRICT	TOTAL VOTES	THOMAS P DINAPOLI DEM	JONATHAN TRICHTER REP	JONATHAN TRICHTER CON	MARK DUNLEA GRE	THOMAS P DINAPOLI WOR	THOMAS P DINAPOLI IND
Leg. Dist. 24								
	08	269	188	44	7	8	7	3
	09	208	131	35	7	11	8	4
	10	423	292	32	6	22	35	5
	11/12	198	141	30	4	2	1	6
	13	363	261	33	5	11	24	4
	14/21	464	318	45	6	32	28	5
	15	373	258	34	8	15	15	5
	16	368	256	46	8	14	20	4
	17	84	60	16	0	0	1	1
	18	345	243	48	3	12	14	7
	20	71	53	5	3	1	4	1
Leg. Dist. 24		5,432	3,813	600	99	212	278	86
Leg. Dist. 25								
	01	396	297	42	6	18	9	6
	02	242	187	13	1	4	6	2
	03	311	255	9	4	3	7	5
	04/24	191	126	21	2	4	7	3
	05	238	199	4	1	2	4	1
	06	250	184	14	4	14	12	3
	07	289	238	3	2	1	4	4
	08	268	227	5	2	0	5	1
	09	107	92	0	0	0	1	1
	10	292	228	15	0	1	6	4
	11	124	108	0	0	1	4	0
	12/28	314	210	27	3	17	29	3
	13	219	175	3	1	10	6	1
	14	171	123	10	6	16	6	3
	15	186	146	10	0	1	2	0
	16	174	137	13	2	1	0	0
	17	152	125	1	2	2	2	4
	18	302	226	19	3	2	7	0
	20	134	82	23	8	3	3	4
	21/28-19	189	152	7	3	4	3	3
	22	225	167	13	5	11	5	5
	23	104	81	9	0	7	3	1
	25	513	373	51	12	10	15	4
	26/27	136	90	15	1	7	6	1
	29/30	250	183	18	3	15	15	4
Leg. Dist. 25		5,777	4,411	345	71	154	167	63
Leg. Dist. 26								
	01	490	277	126	34	4	10	9
	02	218	126	59	12	3	5	3
	03	142	85	34	5	1	3	4
	04	236	128	65	18	1	5	5
	05	228	137	49	11	5	5	6
	06	216	159	26	4	0	4	2
	07	232	142	56	9	0	4	5
	08	274	201	34	4	2	5	9
	09	257	166	40	14	3	7	3
	10	286	203	43	9	1	6	7
	11	268	163	63	11	5	6	6

COMPTROLLER  
DETAIL 1 OF 2

LEGISLATIVE DISTRICT OR TOWN	ELECTION DISTRICT	TOTAL VOTES	THOMAS P DINAPOLI	JONATHAN TRICHTER	JONATHAN TRICHTER	MARK DUNLEA	THOMAS P DINAPOLI	THOMAS P DINAPOLI
			DEM	REP	CON	GRE	WOR	IND
Leg. Dist. 26								
	12	281	139	86	13	3	7	7
	13	302	161	83	17	5	9	4
	14	344	206	75	23	3	6	8
	15	259	186	31	5	5	7	2
	16	271	142	84	13	3	7	7
	17	230	115	71	6	3	6	9
		4,534	2,736	1,025	208	47	102	96
Leg. Dist. 26								
Leg. Dist. 27								
	01	353	266	30	17	4	5	2
	02	348	275	23	11	3	6	4
	03	284	196	32	11	6	12	4
	04	353	281	23	5	4	9	6
	05	338	271	10	2	6	14	4
	06	284	233	9	4	2	3	3
	07	302	237	24	4	4	9	3
	08	496	387	26	2	3	7	6
	09	345	272	13	3	1	15	5
	10	319	238	37	5	9	6	5
	11	383	302	20	3	4	13	5
	12	270	195	21	6	3	14	6
	13	329	278	8	3	2	5	3
	14	248	206	13	2	2	2	2
	15	291	235	5	4	1	8	4
	16	307	256	14	5	5	5	6
	17	344	282	22	4	4	5	2
	18	249	169	45	8	1	5	3
	19	344	287	11	2	3	9	4
	20	179	150	4	0	1	1	3
	21	167	135	7	3	3	5	0
	22	222	148	39	6	0	10	5
	23	207	168	7	0	4	8	2
	25	122	83	19	8	0	1	2
	26	175	113	36	4	3	3	6
		7,259	5,663	498	122	78	180	95
Leg. Dist. 27								
Leg. Dist. 28								
	01	228	172	26	5	4	3	2
	02	139	98	17	8	6	5	2
	03	149	110	11	1	2	4	3
	04	152	86	26	4	0	3	5
	05	133	92	19	5	2	2	3
	06	326	232	44	12	7	7	3
	07	382	279	56	9	3	7	8
	08	177	111	11	2	1	2	4
	09	242	167	37	9	5	9	1
	10	82	62	5	2	0	3	0
	11	149	109	10	5	4	6	0
	12	136	100	17	1	1	3	3
	13	237	169	31	4	1	4	7
	14	201	151	24	9	4	1	1
	15	74	54	8	2	0	1	1
	16	204	153	22	2	1	5	4

COMPTROLLER  
DETAIL 1 OF 2

LEGISLATIVE DISTRICT OR TOWN	ELECTION DISTRICT	TOTAL VOTES	THOMAS P DINAPOLI	JONATHAN TRICHTER	JONATHAN TRICHTER	MARK DUNLEA	THOMAS P DINAPOLI	THOMAS P DINAPOLI
			DEM	REP	CON	GRE	WOR	IND
Leg. Dist. 28								
	17	22	16	4	1	0	0	0
	18	222	178	23	5	2	3	1
	20	296	204	43	11	4	7	3
	21	282	198	42	4	2	11	2
	22	133	100	13	1	0	4	2
Leg. Dist. 28		3,966	2,841	489	102	49	90	55
Leg. Dist. 29								
	01	33	28	5	0	0	0	0
	02	67	51	5	2	0	1	0
	03	9	7	0	1	0	0	0
	04	290	205	41	8	2	5	6
	05	265	194	30	5	1	6	3
	06	167	123	23	1	1	9	2
	07	205	139	33	5	6	7	5
	08	63	44	6	1	2	0	1
	09	393	292	43	10	3	10	6
	10	293	234	24	4	3	3	5
	11	217	148	32	11	3	4	3
	12	273	208	27	6	4	8	1
	13	151	128	5	0	2	0	2
	14	94	74	9	2	0	2	0
	15	226	186	15	3	0	0	2
	16	99	79	6	0	1	1	1
	17	185	117	32	10	0	9	4
	18	268	173	51	14	2	12	3
	19	141	109	11	2	3	2	2
	20	330	255	22	4	3	4	3
	21	302	201	38	9	8	10	5
	22	142	114	3	3	0	1	0
	23	235	177	32	0	3	1	0
	24	328	261	29	6	2	2	6
	25/28	347	248	36	10	2	7	8
	26	111	91	6	0	2	0	1
Leg. Dist. 29		5,234	3,886	564	117	53	104	69
CITY		53,008	38,336	5,874	1,244	1,047	1,551	842
Brighton								
	01	460	335	57	16	8	20	11
	02	263	142	72	15	6	8	3
	03	376	246	88	10	6	2	5
	04	405	291	62	11	8	16	7
	05	402	279	48	15	11	16	8
	06	544	354	109	19	4	18	12
	07	332	211	58	11	2	14	11
	08	403	220	144	11	6	3	4
	09	355	232	65	17	4	16	8
	10	460	326	81	18	3	7	9
	11	458	287	82	23	13	15	13
	12	515	363	80	14	8	17	15
	13	266	179	47	6	5	10	8
	14	296	198	39	2	10	14	8

COMPTROLLER  
DETAIL 1 OF 2

LEGISLATIVE DISTRICT OR TOWN	ELECTION DISTRICT	TOTAL VOTES	THOMAS P DINAPOLI	JONATHAN TRICHTER	JONATHAN TRICHTER	MARK DUNLEA	THOMAS P DINAPOLI	THOMAS P DINAPOLI
			DEM	REP	CON	GRE	WOR	IND
Brighton								
	15	333	229	57	22	4	6	3
	16	261	121	100	18	1	0	7
	17	229	173	37	3	1	3	2
	18	386	270	59	11	4	16	6
	19	254	181	35	11	0	9	7
	20	271	190	44	11	3	4	7
	21	352	236	67	10	7	10	4
	22	396	278	71	19	5	7	7
	23	312	224	51	10	5	8	5
	24	434	280	93	18	5	7	10
	25	296	196	49	9	5	18	2
	26	276	157	76	13	4	11	8
	27	286	184	62	9	6	9	2
	28	504	329	106	8	9	21	10
	29	282	176	69	12	0	4	6
	30	675	495	109	12	10	8	8
	31	343	238	54	6	5	8	4
	32	423	304	60	13	2	12	9
	33	437	303	88	14	6	7	10
	34	380	261	68	14	4	8	11
	35	313	232	43	9	6	6	4
	36	320	220	46	14	10	3	6
	37	306	239	37	8	0	7	8
	38	396	269	79	16	5	11	6
	39	332	220	50	16	6	8	8
	40	604	452	98	11	4	10	9
	41	492	330	96	9	9	9	8
	42	134	104	16	8	0	3	1
	43	392	263	84	11	6	4	4
	44	154	84	38	8	7	3	2
	45	282	179	70	7	6	8	5
	46	218	155	34	9	4	1	7
		<u>16,608</u>	<u>11,235</u>	<u>3,078</u>	<u>557</u>	<u>243</u>	<u>425</u>	<u>318</u>
Brighton Chili								
	01	297	145	97	32	2	3	8
	02	462	131	226	48	7	12	11
	03	420	190	142	42	7	7	4
	04	279	117	114	26	2	7	3
	05	340	169	114	30	3	7	3
	06	364	157	137	36	1	6	6
	07	231	130	67	13	0	6	4
	08	385	144	167	35	3	9	10
	09	347	175	109	28	6	7	8
	10	241	88	92	37	4	6	2
	11	391	166	153	34	2	2	11
	12	354	182	115	28	5	7	7
	13	517	225	196	54	7	7	12
	14	358	141	145	34	6	3	10
	15	308	136	109	29	5	1	12
	16	696	310	267	58	6	14	16
	17	841	381	319	76	4	14	15

COMPTROLLER  
DETAIL 1 OF 2

LEGISLATIVE DISTRICT OR TOWN	ELECTION DISTRICT	TOTAL VOTES	THOMAS P DINAPOLI	JONATHAN TRICHTER	JONATHAN TRICHTER	MARK DUNLEA	THOMAS P DINAPOLI	THOMAS P DINAPOLI
			DEM	REP	CON	GRE	WOR	IND
Chili								
	18	395	179	147	30	3	3	9
	19	338	175	111	19	1	9	6
	20	491	259	150	33	2	9	7
	21	258	127	89	18	2	6	5
	22	412	261	97	12	2	11	7
	23	289	137	104	28	1	5	5
	24	775	402	242	59	6	5	15
	25	320	186	74	17	6	9	5
	26	456	183	177	57	5	4	10
	27	344	180	114	27	5	4	6
	28	301	165	88	21	3	5	5
	29	237	111	80	20	2	8	7
	30	223	95	72	26	3	10	6
	31	343	182	112	19	2	7	7
	32	404	174	162	33	5	5	12
		12,417	5,803	4,388	1,059	118	218	254
Clarkson								
	01	540	191	242	66	5	4	12
	02	78	24	37	10	0	1	2
	03	408	186	146	40	2	3	6
	04	601	198	281	64	3	15	15
	05	783	285	322	89	11	15	19
	06	354	146	138	34	1	7	7
		2,764	1,030	1,166	303	22	45	61
Clarkson								
East Rochester								
	01	375	183	119	15	7	8	8
	02	325	168	100	8	4	11	12
	03	309	157	93	27	3	3	6
	04	327	179	88	7	4	13	5
	05	298	146	85	22	4	6	13
	06	395	228	97	21	9	7	9
	07	317	154	90	22	6	14	12
		2,346	1,215	672	122	37	62	65
East Rochester								
Gates								
	01	213	126	44	21	1	5	5
	02	286	147	93	11	1	6	10
	03	295	156	91	21	5	4	6
	04	319	152	115	24	2	4	4
	05	380	205	117	24	2	1	20
	06	336	198	79	20	5	3	13
	07	645	301	228	51	5	11	19
	08	257	124	96	11	3	2	8
	09	377	224	102	16	2	4	9
	10	199	105	60	18	0	4	1
	11	244	117	85	14	1	7	9
	12	225	121	63	13	3	7	4
	13	330	157	117	17	1	9	7
	14	249	120	88	6	2	7	7
	15	479	275	137	26	6	6	11
	16	265	153	74	18	3	6	5

COMPTROLLER  
DETAIL 1 OF 2

LEGISLATIVE DISTRICT OR TOWN	ELECTION DISTRICT	TOTAL VOTES	THOMAS P DINAPOLI	JONATHAN TRICHTER	JONATHAN TRICHTER	MARK DUNLEA	THOMAS P DINAPOLI	THOMAS P DINAPOLI
			DEM	REP	CON	GRE	WOR	IND
Gates								
	17	297	161	90	20	6	3	3
	18	361	172	121	38	1	5	2
	19	306	151	97	25	3	7	8
	20	315	163	92	23	4	5	10
	21	291	139	103	14	4	7	5
	22	241	128	73	22	2	3	5
	23	324	152	110	29	2	4	9
	24	646	350	197	39	5	16	8
	25	242	122	85	12	2	1	5
	26	413	178	162	31	3	9	8
	27	411	228	128	25	1	6	5
	28	242	123	88	9	2	4	3
	29	305	159	89	19	6	4	6
	30	206	109	64	15	1	3	2
	31	274	139	99	14	0	5	4
	32	342	183	97	27	3	4	11
	33	149	92	30	8	5	6	4
	34	314	148	111	22	6	10	3
	35	219	107	74	13	1	5	9
Gates		10,997	5,685	3,499	716	99	193	248
Greece								
	01	294	123	107	31	2	10	9
	02	408	145	159	47	7	12	11
	03	265	119	105	17	0	3	5
	04	256	119	95	16	0	5	4
	05	255	131	75	19	2	4	3
	06	228	117	72	18	2	5	5
	07	322	165	101	20	2	5	9
	08	295	132	100	18	1	7	7
	09	318	160	101	16	9	9	5
	10	271	139	83	18	1	9	4
	11	148	72	42	6	3	7	6
	12	191	92	60	15	1	5	6
	13	268	150	70	22	1	5	6
	14	214	108	65	17	1	4	8
	15	285	124	122	22	3	2	4
	16	206	98	75	11	4	2	4
	17	439	187	183	37	3	6	6
	18	371	172	128	36	2	6	11
	19	250	130	74	7	2	7	10
	20	285	147	81	23	5	6	5
	21	269	110	88	32	2	11	11
	22	253	124	82	18	2	8	6
	23	453	242	141	30	2	7	12
	24	451	176	203	35	4	5	10
	25	325	163	104	19	5	8	7
	26	242	119	76	26	3	6	2
	27	543	280	162	54	3	12	4
	28	403	169	162	39	2	10	8
	29	331	168	120	25	3	1	5
	30	229	108	67	18	4	6	5

COMPTROLLER  
DETAIL 1 OF 2

LEGISLATIVE DISTRICT OR TOWN	ELECTION DISTRICT	TOTAL VOTES	THOMAS P DINAPOLI	JONATHAN TRICHTER	JONATHAN TRICHTER	MARK DUNLEA	THOMAS P DINAPOLI	THOMAS P DINAPOLI
			DEM	REP	CON	GRE	WOR	IND
Greece								
	31	264	120	95	27	2	6	5
	32	310	147	96	21	6	8	10
	33	400	183	142	34	3	9	8
	34	367	162	136	31	4	8	13
	35	317	131	111	30	3	12	6
	36	452	216	152	29	5	13	10
	37	239	108	82	25	2	6	5
	38	486	224	180	29	4	8	13
	39	221	106	74	21	5	4	2
	40	251	132	83	17	1	2	4
	41	365	173	131	30	3	10	7
	42	258	129	76	19	4	6	9
	43	363	136	154	43	4	6	10
	44	469	213	190	30	0	8	8
	45	536	208	238	46	5	7	13
	46	222	122	56	20	0	6	4
	47	320	160	97	29	2	8	8
	48	235	114	86	10	2	3	3
	49	228	111	85	17	0	3	6
	50	316	146	110	28	0	3	11
	51	212	93	87	18	3	1	2
	52	424	203	148	29	4	4	11
	53	289	149	86	14	1	2	10
	54	388	169	143	38	3	6	8
	55	247	107	81	31	2	2	9
	56	381	186	125	29	6	7	7
	57	310	141	116	22	2	2	9
	58	428	204	157	29	2	7	11
	59	235	159	33	13	4	8	5
	60	272	133	91	19	3	2	5
	61	319	175	80	21	2	5	10
	62	427	232	130	37	2	3	6
	63	349	178	94	30	4	8	8
	64	278	129	103	15	4	4	3
	65	310	149	116	20	1	7	3
	66	196	104	63	11	0	2	2
	67	288	118	122	27	0	3	8
	68	388	175	138	42	1	7	15
	69	223	90	95	18	2	4	6
	70	931	396	388	62	3	10	18
	71	411	197	142	28	2	6	10
	72	486	234	183	34	3	4	9
	73	189	91	63	18	1	4	5
	74	318	173	90	18	5	8	6
	75	283	132	103	16	4	5	8
	76	285	103	140	25	0	2	4
	77	403	206	139	17	4	9	5
	78	226	106	86	14	1	7	4
	79	665	274	263	63	1	15	21
	80	461	204	182	37	1	4	8
	81	230	94	96	14	3	5	1

COMPTROLLER  
DETAIL 1 OF 2

LEGISLATIVE DISTRICT OR TOWN	ELECTION DISTRICT	TOTAL VOTES	THOMAS P DINAPOLI DEM	JONATHAN TRICHTER REP	JONATHAN TRICHTER CON	MARK DUNLEA GRE	THOMAS P DINAPOLI WOR	THOMAS P DINAPOLI IND
Greece								
	82	385	205	105	20	9	10	11
	83	184	100	52	15	1	5	5
	84	394	195	139	30	2	4	8
	85	429	203	143	44	2	12	10
	86	429	200	171	36	0	1	3
	87	310	143	107	23	1	8	6
	88	400	214	132	25	3	6	6
	89	295	128	116	25	1	5	7
	90	427	179	162	43	2	4	11
	91	631	267	254	49	3	7	11
	92	538	283	160	36	5	14	9
	93	453	240	151	23	3	5	8
	94	392	173	155	33	1	7	12
	95	256	136	83	13	1	4	7
	96	430	250	110	34	6	5	11
	97	680	297	255	60	7	5	22
	98	575	301	190	33	7	15	12
	99	376	148	147	32	3	8	12
	100	516	240	195	37	2	5	12
	101	237	109	95	14	1	4	5
	102	550	255	210	35	2	8	7
	103	424	182	159	47	1	10	8
	104	299	146	105	17	0	5	13
	105	458	203	184	41	0	7	9
	106	334	136	143	31	2	3	4
	107	296	118	139	25	0	2	4
	108	276	101	123	27	1	3	7
	109	513	232	181	44	5	6	14
Greece		38,026	17,818	13,526	2,949	281	670	844
Hamlin								
	01	348	139	133	33	6	4	11
	02	396	129	178	41	1	9	15
	03	389	132	180	40	3	3	10
	04	272	74	143	24	1	9	5
	05	338	109	164	36	1	7	12
	06	286	122	107	31	3	6	2
	07	478	166	223	43	7	7	13
	08	237	85	92	26	5	3	10
	09	216	69	109	19	1	5	5
	10	413	142	199	32	5	9	8
Hamlin		3,373	1,167	1,528	325	33	62	91
Henrietta								
	01	459	236	162	24	4	6	6
	02	350	165	108	31	4	15	7
	03	197	128	38	5	6	5	3
	04	428	274	94	18	3	2	11
	05	356	194	100	29	3	5	11
	06	334	157	111	28	3	7	13
	07	314	149	100	32	5	1	7
	08	350	173	111	16	7	7	7
	09	280	182	65	13	3	2	2



COMPTROLLER  
DETAIL 1 OF 2

LEGISLATIVE DISTRICT OR TOWN	ELECTION DISTRICT	TOTAL VOTES	THOMAS P DINAPOLI	JONATHAN TRICHTER	JONATHAN TRICHTER	MARK DUNLEA	THOMAS P DINAPOLI	THOMAS P DINAPOLI
			DEM	REP	CON	GRE	WOR	IND
Henrietta								
	10	363	182	112	28	3	15	6
	11	317	209	70	11	4	6	2
	12	332	167	99	22	5	8	14
	13	635	389	157	41	7	9	14
	14	315	186	81	13	3	8	6
	15	487	283	130	23	7	8	8
	16	248	137	75	11	2	5	4
	17	409	226	109	30	5	9	16
	18	456	263	122	36	2	5	11
	19	326	173	103	19	2	13	4
	20	595	326	179	32	10	8	13
	21	275	152	73	25	3	9	9
	22	553	320	153	42	4	6	12
	23	354	206	85	17	5	9	12
	24	422	254	106	16	2	10	10
	25	336	156	101	36	5	5	9
	26	725	366	247	55	1	13	13
	27	595	321	179	39	6	5	19
	28	459	222	152	44	8	4	10
	29	1,213	705	346	70	11	21	19
	30	837	511	197	53	6	14	23
	31	230	146	43	15	3	2	4
	32	572	360	147	25	5	4	18
	33	262	139	87	12	3	5	5
	34	234	138	69	9	2	5	3
	35	507	252	180	33	3	6	15
Henrietta		15,125	8,447	4,291	953	155	262	346
Irondequoit								
	01	529	325	125	23	10	11	15
	02	271	148	73	20	4	6	5
	03	410	214	115	21	5	13	16
	04	180	82	61	11	0	8	8
	05	338	206	75	13	5	11	4
	06	565	341	129	31	8	16	18
	07	480	278	119	36	5	10	18
	08	377	188	117	25	4	6	13
	09	339	180	113	16	2	4	7
	10	349	190	98	30	3	3	9
	11	203	114	49	12	1	4	6
	12	318	194	52	18	4	15	3
	13	470	309	93	19	6	14	12
	14	479	246	149	38	12	6	11
	15	445	239	134	25	6	6	11
	16	603	351	161	29	6	11	15
	17	239	146	55	10	2	7	6
	18	368	210	100	19	1	10	5
	19	452	318	59	21	4	13	12
	20	333	189	95	16	4	3	12
	21	369	231	68	27	3	9	10
	22	391	222	101	25	3	13	9
	23	338	226	68	11	3	10	5

COMPTROLLER  
DETAIL 1 OF 2

LEGISLATIVE DISTRICT OR TOWN	ELECTION DISTRICT	TOTAL VOTES	THOMAS P DINAPOLI	JONATHAN TRICHTER	JONATHAN TRICHTER	MARK DUNLEA	THOMAS P DINAPOLI	THOMAS P DINAPOLI
			DEM	REP	CON	GRE	WOR	IND
Irondequoit	24	323	183	78	28	5	7	8
	25	348	185	104	23	7	6	10
	26	250	166	53	7	3	5	5
	27	240	130	70	15	4	3	5
	28	295	134	113	14	5	4	4
	29	296	168	78	14	5	4	6
	30	325	180	97	14	5	6	5
	31	473	277	122	26	4	11	12
	32	374	243	79	18	4	14	8
	33	259	130	76	20	4	8	6
	34	521	260	194	28	3	7	9
	35	266	155	49	15	4	8	11
	36	218	146	37	10	1	5	5
	37	263	136	82	12	2	4	6
	38	204	119	51	5	2	6	5
	39	89	51	29	1	1	1	2
	40	198	109	50	13	3	4	11
	41	341	208	77	18	2	6	9
	42	370	195	110	20	5	12	8
	43	306	183	69	18	5	8	4
	44	601	312	185	28	4	17	19
	45	252	152	64	16	1	3	5
	46	328	178	100	13	3	8	8
	47	135	81	40	4	0	3	1
	48	326	167	97	25	2	7	14
	49	461	239	148	27	6	7	13
	50	261	162	61	12	2	2	6
	51	422	255	100	24	3	7	14
	52	410	258	85	13	2	11	12
	53	311	184	76	13	2	4	12
	54	110	68	30	6	0	3	0
	55	397	259	70	23	5	7	8
	56	274	176	72	5	7	5	5
	57	484	285	135	21	0	7	15
	58	405	234	103	30	1	8	7
	59	309	168	92	21	1	6	6
	60	326	170	90	23	7	4	15
	61	449	267	114	27	2	5	15
	62	362	210	96	21	3	9	11
	63	300	167	84	19	3	8	6
	64	137	101	17	1	2	3	2
	65	259	163	55	10	3	3	10
	66	178	136	28	1	1	1	1
	67	255	146	74	9	3	7	4
	68	294	179	81	10	1	6	4
Irondequoit		22,851	13,222	5,924	1,217	239	489	582
Mendon	01	641	317	214	53	8	7	18
	02	566	316	145	39	7	9	18
	03	629	277	233	70	6	7	9
	04	457	220	137	31	9	17	18

COMPTROLLER  
DETAIL 1 OF 2

LEGISLATIVE DISTRICT OR TOWN	ELECTION DISTRICT	TOTAL VOTES	THOMAS P DINAPOLI	JONATHAN TRICHTER	JONATHAN TRICHTER	MARK DUNLEA	THOMAS P DINAPOLI	THOMAS P DINAPOLI
			DEM	REP	CON	GRE	WOR	IND
Mendon								
	05	592	244	226	62	5	6	20
	06	601	272	216	60	3	12	11
	07	647	279	259	54	2	8	19
	08	247	136	69	20	5	4	8
	09	484	227	175	38	7	6	9
		4,864	2,288	1,674	427	52	76	130
Mendon Ogden								
	01	385	192	124	40	4	7	6
	02	401	184	133	41	3	13	15
	03	617	246	276	44	5	8	16
	04	371	142	156	49	1	4	6
	05	374	152	160	30	1	6	6
	06	496	224	189	43	6	2	11
	07	272	89	124	33	3	3	4
	08	470	197	199	37	4	11	4
	09	380	165	133	36	5	5	5
	10	410	159	162	41	1	18	10
	11	446	160	188	51	4	6	14
	12	516	182	235	48	3	5	11
	13	417	185	159	33	4	6	9
	14	349	133	158	32	1	6	9
	15	532	205	230	51	7	9	10
	16	261	71	143	30	0	2	4
	17	373	147	169	27	1	8	3
	18	554	250	195	41	9	16	17
	19	475	206	195	43	3	4	8
	20	489	176	195	66	2	9	13
		8,588	3,465	3,523	816	67	148	181
Ogden Parma								
	01	481	172	209	52	4	4	17
	02	528	218	206	55	2	9	12
	03	412	149	176	40	1	9	7
	04	405	123	199	44	3	6	8
	05	307	100	155	26	1	5	5
	06	204	54	101	23	3	3	4
	07	404	127	184	51	2	8	15
	08	559	229	231	44	4	6	12
	09	456	144	214	63	3	4	8
	10	437	131	197	62	5	7	12
	11	488	187	208	54	5	3	9
	12	494	207	205	30	7	6	11
	13	741	244	375	60	1	7	21
	14	356	150	132	31	3	11	4
	15	494	156	224	49	4	13	15
		6,766	2,391	3,016	684	48	101	160
Parma Penfield								
	01	206	110	62	15	7	1	4
	02	412	240	107	27	6	5	5
	03	389	174	151	24	3	6	11
	04	566	227	231	61	2	5	16

COMPTROLLER  
DETAIL 1 OF 2

LEGISLATIVE DISTRICT OR TOWN	ELECTION DISTRICT	TOTAL VOTES	THOMAS P DINAPOLI	JONATHAN TRICHTER	JONATHAN TRICHTER	MARK DUNLEA	THOMAS P DINAPOLI	THOMAS P DINAPOLI
			DEM	REP	CON	GRE	WOR	IND
Penfield	05	460	245	134	37	4	10	11
	06	349	174	131	20	2	6	6
	07	396	224	98	30	3	5	9
	08	276	122	98	14	6	10	5
	09	511	344	104	27	4	9	10
	10	317	180	88	20	4	5	9
	11	274	150	81	10	3	4	11
	12	430	235	127	26	7	10	5
	13	607	327	189	34	6	4	11
	14	525	190	223	61	4	7	15
	15	637	334	217	35	3	6	19
	16	193	96	53	11	0	8	9
	17	446	228	142	30	1	7	13
	18	323	180	109	11	4	4	7
	19	630	336	200	36	6	11	16
	20	480	245	141	42	3	9	17
	21	488	282	129	24	3	10	16
	22	438	253	108	34	5	7	17
	23	559	300	176	37	3	12	18
	24	560	268	202	42	7	6	13
	25	355	168	122	32	3	3	11
	26	261	120	92	18	1	5	7
	27	461	254	129	34	5	7	20
	28	350	185	101	30	2	8	10
	29	549	319	156	26	6	10	14
	30	774	391	274	61	1	2	16
	31	253	138	77	15	1	2	7
	32	293	193	73	10	1	5	3
	33	382	203	105	29	2	5	19
	34	403	192	146	28	2	7	9
	35	637	359	197	31	8	3	22
	36	437	248	130	21	3	10	10
	37	763	348	304	50	10	6	10
	38	292	133	117	19	3	4	5
	39	327	155	119	22	8	5	4
	40	565	295	201	29	5	4	9
	41	589	270	235	40	3	7	14
	42	399	176	154	29	3	7	13
Penfield		18,562	9,611	6,033	1,232	163	267	476
Perinton	01	697	360	238	56	4	5	19
	02	532	282	169	39	4	8	6
	03	360	191	124	26	2	2	9
	04	403	237	108	27	4	9	10
	05	247	137	66	13	4	4	12
	06	392	237	93	13	4	5	8
	07	487	248	156	29	8	4	17
	08	422	218	136	35	7	4	8
	09	563	294	195	37	2	8	10
	10	504	297	129	30	3	7	19
	11	291	158	86	22	1	5	9

COMPTROLLER  
DETAIL 1 OF 2

LEGISLATIVE DISTRICT OR TOWN	ELECTION DISTRICT	TOTAL VOTES	THOMAS P DINAPOLI	JONATHAN TRICHTER	JONATHAN TRICHTER	MARK DUNLEA	THOMAS P DINAPOLI	THOMAS P DINAPOLI
			DEM	REP	CON	GRE	WOR	IND
Perinton	12	409	235	124	21	3	5	10
	13	362	168	142	27	5	2	5
	14	436	250	120	27	2	4	13
	15	432	225	129	19	6	2	19
	16	325	183	104	20	2	3	3
	17	441	249	127	28	1	5	12
	18	430	225	134	31	2	5	8
	19	384	215	114	25	3	6	8
	20	392	199	125	29	5	4	11
	21	516	269	154	23	5	9	18
	22	306	150	105	21	1	6	7
	23	638	345	191	39	4	14	16
	24	690	363	236	36	0	13	8
	25	348	210	74	16	2	9	12
	26	443	229	155	26	5	4	8
	27	363	185	129	27	2	5	5
	28	338	171	113	25	1	9	4
	29	261	161	68	14	4	5	3
	30	429	224	139	27	4	5	12
	31	465	259	140	20	3	11	11
	32	360	199	101	21	4	7	8
	33	470	282	121	22	8	11	11
	34	561	286	198	36	2	4	16
	35	361	201	102	32	2	7	6
	36	270	152	78	11	6	3	6
	37	435	247	135	24	2	8	5
	38	610	332	174	36	14	6	16
	39	554	279	189	36	4	5	15
	40	322	170	103	21	2	9	5
	41	281	142	88	25	3	3	10
	42	428	228	140	17	4	7	10
	43	775	385	285	38	9	7	12
	44	366	193	123	24	2	1	6
	45	776	406	270	51	3	7	17
	46	249	142	68	14	1	4	4
	47	483	248	161	36	3	2	13
	48	329	184	102	15	1	7	4
	49	346	186	116	31	1	1	3
	50	148	96	24	6	2	3	7
	51	532	205	240	50	7	4	12
	52	492	284	145	22	4	3	9
	53	351	188	107	17	12	2	9
	54	777	388	288	48	3	10	16
	55	448	216	182	18	3	5	13
	56	692	341	246	54	7	7	18
Perinton		24,722	13,154	7,909	1,533	212	320	571
Pittsford	01	360	218	88	15	6	8	8
	02	378	258	64	14	5	6	13
	03	596	330	192	25	5	8	11
	04	532	308	167	21	5	5	11

COMPTROLLER  
DETAIL 1 OF 2

LEGISLATIVE DISTRICT OR TOWN	ELECTION DISTRICT	TOTAL VOTES	THOMAS P DINAPOLI	JONATHAN TRICHTER	JONATHAN TRICHTER	MARK DUNLEA	THOMAS P DINAPOLI	THOMAS P DINAPOLI
			DEM	REP	CON	GRE	WOR	IND
Pittsford								
	05	336	221	76	18	4	6	5
	06	304	206	58	5	5	5	4
	07	203	132	42	11	1	4	5
	08	399	212	141	25	2	2	2
	09	426	229	137	19	5	6	10
	10	588	304	210	35	5	2	12
	11	335	176	108	23	1	7	8
	12	460	258	152	18	3	6	7
	13	296	163	81	21	3	8	5
	14	518	289	171	26	2	8	12
	15	329	193	81	6	1	11	16
	16	367	218	109	14	5	4	3
	17	534	341	125	25	1	9	10
	18	344	213	92	10	4	4	3
	19	256	125	80	36	1	2	2
	20	438	258	114	28	3	4	10
	21	437	272	113	25	2	4	11
	22	505	311	135	31	3	5	3
	23	370	190	126	28	5	4	10
	24	500	286	163	28	0	3	5
	25	530	304	163	37	1	3	11
	26	403	209	120	26	5	9	11
	27	387	240	108	19	3	6	5
	28	393	239	107	13	3	10	11
	29	409	217	140	21	2	7	9
	30	409	244	129	17	3	2	3
	31	496	281	162	19	3	4	13
	32	476	278	139	19	4	8	12
	33	689	384	216	36	4	9	14
	34	712	420	228	24	2	4	10
Pittsford		14,715	8,527	4,337	738	107	193	285
Riga								
	01	646	260	249	66	7	8	21
	02	491	170	214	64	6	12	8
	03	393	192	145	29	1	5	1
	04	421	121	217	33	0	2	15
	05	436	132	228	40	4	11	6
	06	388	112	176	62	3	6	6
Riga		2,775	987	1,229	294	21	44	57
Rush								
	01	537	242	191	53	4	6	10
	02	351	123	165	32	4	2	10
	03	511	261	167	34	6	10	11
	04	522	235	194	49	5	9	5
Rush		1,921	861	717	168	19	27	36
Sweden								
	01	413	206	141	26	3	11	5
	02	240	143	53	9	9	5	9
	03	455	232	135	33	8	12	9
	04	469	239	148	37	5	7	13

COMPTROLLER  
DETAIL 1 OF 2

LEGISLATIVE DISTRICT OR TOWN	ELECTION DISTRICT	TOTAL VOTES	THOMAS P DINAPOLI	JONATHAN TRICHTER	JONATHAN TRICHTER	MARK DUNLEA	THOMAS P DINAPOLI	THOMAS P DINAPOLI
			DEM	REP	CON	GRE	WOR	IND
Sweden								
	05	107	76	20	4	3	1	1
	06	349	177	102	35	3	8	3
	07	365	183	123	33	3	4	6
	08	389	143	158	44	6	6	14
	09	366	196	114	20	5	8	5
	10	558	157	261	80	5	9	16
	11	139	73	39	10	2	3	2
	12	380	134	171	50	3	2	7
Sweden		4,230	1,959	1,465	381	55	76	90
Webster								
	01	411	210	122	38	3	10	14
	02	612	331	179	21	9	15	16
	03	526	276	177	33	0	6	15
	04	221	102	85	10	2	9	3
	05	449	226	158	27	6	16	5
	06	336	179	106	19	4	3	7
	07	465	226	158	31	4	10	12
	08	397	190	139	29	8	5	12
	09	418	169	177	37	3	2	6
	10	937	417	364	66	5	20	26
	11	482	206	187	37	4	10	14
	12	560	255	220	42	4	2	15
	13	405	195	143	32	2	7	14
	14	386	204	123	25	4	10	10
	15	319	150	113	25	2	9	7
	16	574	295	196	37	3	15	9
	17	382	163	151	37	1	7	12
	18	307	144	113	15	4	6	8
	19	660	281	267	59	4	8	16
	20	644	275	257	53	5	4	19
	21	507	240	185	40	2	10	10
	22	454	206	158	47	4	9	7
	23	364	177	118	31	6	5	13
	24	1,101	513	407	92	7	12	21
	25	207	101	74	18	3	2	1
	26	443	251	124	30	0	7	11
	27	730	371	262	49	5	6	7
	28	431	204	156	37	3	2	11
	29	283	166	80	18	1	3	4
	30	286	164	81	14	0	5	6
	31	494	207	194	42	1	15	12
	32	591	250	243	53	0	11	13
	33	431	201	165	34	5	2	11
	34	238	116	85	21	3	3	4
	35	311	145	105	40	1	3	3
	36	370	191	134	27	3	1	8
	37	747	382	268	38	8	14	13
	38	468	247	157	31	7	3	6
	39	420	208	150	25	5	2	12
	40	926	488	312	44	9	15	20
	41	613	289	221	55	7	6	10

COMPTROLLER  
DETAIL 1 OF 2

LEGISLATIVE DISTRICT OR TOWN	ELECTION DISTRICT	TOTAL VOTES	THOMAS P DINAPOLI DEM	JONATHAN TRICHTER REP	JONATHAN TRICHTER CON	MARK DUNLEA GRE	THOMAS P DINAPOLI WOR	THOMAS P DINAPOLI IND
Webster								
	42	490	214	184	49	1	4	16
	43	370	178	136	25	2	6	5
Webster		20,766	10,003	7,434	1,533	160	320	464
Wheatland								
	01	413	173	149	35	10	12	10
	02	415	133	186	40	0	11	10
	03	497	254	148	37	7	12	16
	04	421	211	139	28	8	3	5
	05	480	160	220	63	2	7	6
Wheatland		2,226	931	842	203	27	45	47
TOWNS		234,642	119,799	76,251	16,210	2,158	4,043	5,306
GRAND TOTAL:		287,650	158,135	82,125	17,454	3,205	5,594	6,148



COMPTRROLLER  
DETAIL 2 OF 2

LEGISLATIVE DISTRICT OR TOWN	ELECTION DISTRICT	TOTAL VOTES	THOMAS P DINAPOLI	THOMAS P DINAPOLI	CRUGER E GALLAUDET	SCATTER	BLANK AND VOID
			WEP	REF	LBT		
Leg. Dist. 07							
	01	438	4	0	4	0	16
	02	272	5	3	5	0	15
Leg. Dist. 07		710	9	3	9	0	31
Leg. Dist. 16							
	01	12	0	0	0	0	0
Leg. Dist. 16		12	0	0	0	0	0
Leg. Dist. 21							
	01	308	9	1	2	0	7
	02	282	6	0	4	0	9
	03	164	0	0	1	0	8
	04	174	3	1	0	0	15
	05	197	6	0	2	0	7
	06	331	6	2	5	0	16
	07	463	5	0	5	0	20
	08	142	2	1	1	0	5
	09	425	7	0	6	0	9
	10	452	4	3	2	0	17
	11	240	0	0	0	0	16
	12	626	7	2	8	0	20
	13	212	4	0	2	0	8
	14	159	1	0	1	0	1
	15	372	0	1	8	0	18
	16	117	0	0	0	0	7
	17/26	375	2	1	1	0	18
	18	200	2	0	2	0	17
	19	128	0	0	0	0	12
	20	177	1	0	1	0	4
	21	222	1	0	0	0	16
	22	252	2	1	0	0	30
	23	233	2	0	1	0	12
	24	423	5	0	6	0	7
	25	203	1	0	2	0	13
	27	144	0	0	1	0	7
Leg. Dist. 21		7,021	76	13	61	0	319
Leg. Dist. 22							
	01	287	2	0	1	0	23
	02/13	154	1	0	0	0	20
	03	165	1	0	0	0	45
	04	105	0	0	0	0	8
	05	137	0	0	1	0	10
	06	187	0	0	0	0	18
	07	93	0	0	0	0	23
	08	190	0	0	0	0	15
	09	109	0	0	0	0	13
	10	134	1	0	1	0	9
	11	256	5	0	0	0	28
	12	123	2	1	0	0	8
	14	160	0	0	0	0	11
	15	180	1	0	1	0	13
	16	65	1	0	0	0	2
	17	78	0	0	0	0	11

COMPTRROLLER  
DETAIL 2 OF 2

LEGISLATIVE DISTRICT OR TOWN	ELECTION DISTRICT	TOTAL VOTES	THOMAS P DINAPOLI	THOMAS P DINAPOLI	CRUGER E GALLAUDET	SCATTER	BLANK AND VOID
			WEP	REF	LBT		
Leg. Dist. 22							
	18	108	0	0	0	0	20
	19	101	0	0	0	0	9
	20	197	1	0	0	0	19
	21	107	1	0	0	0	12
	22	204	0	0	1	0	16
	23	112	0	0	0	0	8
	24	75	3	0	0	0	4
	25	452	6	1	5	0	18
	26/25-19	265	4	2	3	0	4
	27	201	1	1	0	0	15
Leg. Dist. 22		4,245	30	5	13	0	382
Leg. Dist. 23							
	01	168	3	0	3	0	4
	02	301	8	1	7	0	10
	03	216	8	1	10	0	7
	04	421	8	1	8	0	6
	05	201	4	1	3	0	5
	06	183	1	0	4	0	2
	07	355	2	1	3	0	13
	08	344	3	0	2	0	4
	09	230	5	0	1	0	5
	10	270	6	0	0	1	5
	11	312	3	0	5	0	3
	12	374	5	1	0	0	5
	13	319	6	0	1	0	12
	14	312	5	1	11	0	7
	15	240	4	0	2	0	4
	16	153	1	1	2	0	3
	17	420	4	1	4	0	24
	18	620	6	5	7	0	18
	19	325	3	0	7	0	8
	20	363	9	0	5	0	15
	21	296	2	1	2	0	7
	22	272	6	1	2	0	4
	23	195	7	3	2	0	6
	24	300	8	1	6	0	12
	25	452	8	0	9	0	14
	26	503	7	4	2	0	14
	27	246	3	2	3	0	5
	28	379	9	1	7	0	13
	29	48	1	0	2	0	1
Leg. Dist. 23		8,818	145	27	120	1	236
Leg. Dist. 24							
	01	393	14	0	2	0	10
	02/22	310	4	1	4	0	3
	03/23	302	4	1	4	0	4
	04	444	11	3	11	0	16
	05/24	334	3	4	3	0	5
	06	251	5	2	4	0	5
	07/19	232	0	1	3	0	7
	08	269	3	0	4	0	5

COMPTRROLLER  
DETAIL 2 OF 2

LEGISLATIVE DISTRICT OR TOWN	ELECTION DISTRICT	TOTAL VOTES	THOMAS P DINAPOLI	THOMAS P DINAPOLI	CRUGER E GALLAUDET	SCATTER	BLANK AND VOID
			WEP	REF	LBT		
Leg. Dist. 24							
	09	208	4	0	2	0	6
	10	423	12	4	5	0	10
	11/12	198	3	0	0	0	11
	13	363	13	0	7	0	5
	14/21	464	9	2	7	0	12
	15	373	3	2	3	0	30
	16	368	4	2	4	0	10
	17	84	1	0	1	0	4
	18	345	4	1	5	0	8
	20	71	2	1	0	0	1
Leg. Dist. 24		5,432	99	24	69	0	152
Leg. Dist. 25							
	01	396	1	0	2	0	15
	02	242	1	1	3	0	24
	03	311	3	0	1	0	24
	04/24	191	1	0	1	0	26
	05	238	3	0	0	0	24
	06	250	5	1	3	0	10
	07	289	1	0	1	0	35
	08	268	1	0	1	0	26
	09	107	1	0	0	0	12
	10	292	4	1	1	0	32
	11	124	0	0	0	0	11
	12/28	314	9	1	9	0	6
	13	219	1	0	0	0	22
	14	171	3	0	0	0	4
	15	186	1	1	1	0	24
	16	174	0	0	1	0	20
	17	152	1	0	0	0	15
	18	302	3	0	3	1	38
	20	134	5	1	4	0	1
	21/28-19	189	1	1	2	0	13
	22	225	4	0	1	0	14
	23	104	0	0	0	0	3
	25	513	5	1	5	0	37
	26/27	136	1	2	2	0	11
	29/30	250	2	0	1	0	9
Leg. Dist. 25		5,777	57	10	42	1	456
Leg. Dist. 26							
	01	490	2	0	5	0	23
	02	218	0	1	3	0	6
	03	142	0	0	0	0	10
	04	236	2	1	4	0	7
	05	228	2	0	3	0	10
	06	216	2	1	0	0	18
	07	232	4	3	1	0	8
	08	274	0	0	2	0	17
	09	257	7	3	4	0	10
	10	286	0	0	0	0	17
	11	268	3	1	1	0	9
	12	281	4	0	8	0	14

COMPTRROLLER  
DETAIL 2 OF 2

LEGISLATIVE DISTRICT OR TOWN	ELECTION DISTRICT	TOTAL VOTES	THOMAS P DINAPOLI	THOMAS P DINAPOLI	CRUGER E GALLAUDET	SCATTER	BLANK AND VOID
			WEP	REF	LBT		
Leg. Dist. 26							
	13	302	3	0	3	0	17
	14	344	5	1	2	0	15
	15	259	2	2	7	0	12
	16	271	2	0	5	0	8
	17	230	2	2	4	1	11
Leg. Dist. 26		4,534	40	15	52	1	212
Leg. Dist. 27							
	01	353	4	0	6	0	19
	02	348	0	1	4	0	21
	03	284	3	0	2	0	18
	04	353	2	0	5	0	18
	05	338	2	2	3	0	24
	06	284	1	1	0	0	28
	07	302	5	0	2	0	14
	08	496	2	1	6	0	56
	09	345	7	3	1	0	25
	10	319	5	0	2	0	12
	11	383	4	1	4	0	27
	12	270	6	1	1	0	17
	13	329	4	1	1	0	24
	14	248	0	0	0	0	21
	15	291	1	0	2	0	31
	16	307	0	0	3	0	13
	17	344	0	0	0	0	25
	18	249	0	1	1	0	16
	19	344	1	0	2	0	25
	20	179	1	0	2	0	17
	21	167	1	0	0	0	13
	22	222	1	0	0	1	12
	23	207	1	0	1	0	16
	25	122	1	0	3	0	5
	26	175	2	0	3	0	5
Leg. Dist. 27		7,259	54	12	54	1	502
Leg. Dist. 28							
	01	228	3	0	3	0	10
	02	139	0	0	0	0	3
	03	149	1	0	3	0	14
	04	152	3	0	0	0	25
	05	133	1	0	1	0	8
	06	326	1	2	2	0	16
	07	382	1	0	3	0	16
	08	177	3	2	0	0	41
	09	242	2	0	0	0	12
	10	82	0	0	0	0	10
	11	149	1	1	1	0	12
	12	136	0	0	1	0	10
	13	237	1	0	5	0	15
	14	201	2	0	1	0	8
	15	74	0	1	1	0	6
	16	204	3	0	1	0	13
	17	22	0	0	0	0	1

COMPTROLLER  
DETAIL 2 OF 2

LEGISLATIVE DISTRICT OR TOWN	ELECTION DISTRICT	TOTAL VOTES	THOMAS P DINAPOLI	THOMAS P DINAPOLI	CRUGER E GALLAUDET	SCATTER	BLANK AND VOID
			WEP	REF	LBT		
Leg. Dist. 28							
	18	222	1	0	1	0	8
	20	296	5	3	4	0	12
	21	282	2	0	3	0	18
	22	133	1	1	0	0	11
Leg. Dist. 28		3,966	31	10	30	0	269
Leg. Dist. 29							
	01	33	0	0	0	0	0
	02	67	0	0	0	0	8
	03	9	0	0	0	0	1
	04	290	3	0	0	0	20
	05	265	1	0	1	1	23
	06	167	1	1	1	0	5
	07	205	1	0	2	0	7
	08	63	1	0	0	0	8
	09	393	3	0	2	0	24
	10	293	1	1	1	0	17
	11	217	4	1	1	0	10
	12	273	1	0	1	0	17
	13	151	0	0	0	0	14
	14	94	1	0	0	0	6
	15	226	3	0	0	0	17
	16	99	0	0	0	0	11
	17	185	1	0	3	0	9
	18	268	3	1	2	0	7
	19	141	0	0	0	0	12
	20	330	2	2	1	0	34
	21	302	3	1	3	0	24
	22	142	1	1	0	0	19
	23	235	1	0	0	1	20
	24	328	3	2	1	0	16
	25/28	347	1	0	0	0	35
	26	111	0	0	0	0	11
Leg. Dist. 29		5,234	35	10	19	2	375
CITY		53,008	576	129	469	6	2,934
Brighton							
	01	460	3	2	4	0	4
	02	263	1	0	6	0	10
	03	376	2	2	3	0	12
	04	405	5	0	1	0	4
	05	402	11	1	2	0	11
	06	544	8	3	8	0	9
	07	332	3	1	4	0	17
	08	403	1	0	2	0	12
	09	355	1	1	6	0	5
	10	460	6	2	2	0	6
	11	458	9	1	5	0	10
	12	515	8	2	3	0	5
	13	266	3	0	2	0	6
	14	296	10	0	2	1	12
	15	333	4	0	2	0	6

COMPTROLLER  
DETAIL 2 OF 2

LEGISLATIVE DISTRICT OR TOWN	ELECTION DISTRICT	TOTAL VOTES	THOMAS P DINAPOLI	THOMAS P DINAPOLI	CRUGER E GALLAUDET	SCATTER	BLANK AND VOID
			WEP	REF	LBT		
Brighton							
	16	261	2	1	2	0	9
	17	229	2	1	3	0	4
	18	386	13	3	2	0	2
	19	254	4	0	4	0	3
	20	271	3	1	4	0	4
	21	352	9	0	3	0	6
	22	396	4	0	1	0	4
	23	312	3	1	2	0	3
	24	434	1	0	2	0	18
	25	296	5	1	3	0	8
	26	276	1	0	2	0	4
	27	286	6	1	2	0	5
	28	504	8	2	3	0	8
	29	282	3	0	1	0	11
	30	675	4	0	3	1	25
	31	343	12	2	1	0	13
	32	423	7	2	7	0	7
	33	437	4	0	1	0	4
	34	380	10	0	0	0	4
	35	313	6	3	0	0	4
	36	320	5	1	5	0	10
	37	306	2	0	0	0	5
	38	396	2	0	4	0	4
	39	332	9	1	4	0	10
	40	604	3	1	5	0	11
	41	492	11	1	5	0	14
	42	134	1	0	0	0	1
	43	392	3	0	8	0	9
	44	154	2	0	2	0	8
	45	282	2	0	2	0	3
	46	218	0	1	1	0	6
Brighton		16,608	222	38	134	2	356
Chili							
	01	297	2	0	4	0	4
	02	462	3	0	9	0	15
	03	420	3	4	2	0	19
	04	279	1	0	2	0	7
	05	340	2	1	3	0	8
	06	364	5	2	3	0	11
	07	231	5	1	1	0	4
	08	385	3	0	1	0	13
	09	347	1	1	2	0	10
	10	241	2	2	4	1	3
	11	391	4	3	4	0	12
	12	354	1	0	1	0	8
	13	517	1	0	3	0	12
	14	358	2	2	4	0	11
	15	308	1	1	3	0	11
	16	696	4	1	7	0	13
	17	841	1	4	5	0	22
	18	395	2	2	6	0	14

COMPTROLLER  
DETAIL 2 OF 2

LEGISLATIVE DISTRICT OR TOWN	ELECTION DISTRICT	TOTAL VOTES	THOMAS P DINAPOLI	THOMAS P DINAPOLI	CRUGER E GALLAUDET	SCATTER	BLANK AND VOID
			WEP	REF	LBT		
Chili							
	19	338	1	2	4	0	10
	20	491	4	2	2	0	23
	21	258	1	0	5	0	5
	22	412	1	3	6	0	12
	23	289	2	0	3	0	4
	24	775	5	2	6	1	32
	25	320	2	3	6	0	12
	26	456	2	4	10	0	4
	27	344	2	0	3	0	3
	28	301	0	2	2	1	9
	29	237	0	2	4	0	3
	30	223	1	0	3	0	7
	31	343	1	1	4	0	8
	32	404	3	2	2	0	6
		<u>12,417</u>	<u>68</u>	<u>47</u>	<u>124</u>	<u>3</u>	<u>335</u>
Chili							
Clarkson							
	01	540	1	3	5	0	11
	02	78	1	0	1	0	2
	03	408	1	3	7	0	14
	04	601	2	0	8	0	15
	05	783	6	5	10	0	21
	06	354	2	0	7	0	12
		<u>2,764</u>	<u>13</u>	<u>11</u>	<u>38</u>	<u>0</u>	<u>75</u>
Clarkson							
East Rochester							
	01	375	4	3	8	0	20
	02	325	2	1	4	0	15
	03	309	1	0	7	0	12
	04	327	3	2	6	0	20
	05	298	4	1	5	0	12
	06	395	4	3	7	0	10
	07	317	4	1	7	0	7
		<u>2,346</u>	<u>22</u>	<u>11</u>	<u>44</u>	<u>0</u>	<u>96</u>
East Rochester							
Gates							
	01	213	1	1	4	0	5
	02	286	1	0	2	0	15
	03	295	0	1	0	0	11
	04	319	4	1	2	0	11
	05	380	2	0	2	0	7
	06	336	4	0	3	0	11
	07	645	3	1	4	0	22
	08	257	2	0	0	0	11
	09	377	4	1	3	0	12
	10	199	2	1	1	0	7
	11	244	1	0	2	0	8
	12	225	1	0	3	0	10
	13	330	1	0	1	0	20
	14	249	3	1	3	0	12
	15	479	1	0	2	0	15
	16	265	1	0	0	0	5
	17	297	2	0	5	0	7
	18	361	2	2	4	0	14

COMPTRROLLER  
DETAIL 2 OF 2

LEGISLATIVE DISTRICT OR TOWN	ELECTION DISTRICT	TOTAL VOTES	THOMAS P DINAPOLI	THOMAS P DINAPOLI	CRUGER E GALLAUDET	SCATTER	BLANK AND VOID
			WEP	REF	LBT		
Gates							
	19	306	3	1	2	0	9
	20	315	3	0	4	0	11
	21	291	3	2	1	0	13
	22	241	2	0	2	0	4
	23	324	2	0	4	1	11
	24	646	3	2	3	0	23
	25	242	2	0	2	0	11
	26	413	3	0	6	0	13
	27	411	4	1	2	0	11
	28	242	0	1	1	0	11
	29	305	5	1	5	0	11
	30	206	3	0	2	0	7
	31	274	2	1	5	0	5
	32	342	4	1	5	0	7
	33	149	1	0	1	0	2
	34	314	2	1	2	0	9
	35	219	1	0	3	1	5
Gates		10,997	78	20	91	2	366
Greece							
	01	294	3	0	1	0	8
	02	408	1	3	7	0	16
	03	265	3	1	2	0	10
	04	256	1	1	3	0	12
	05	255	4	0	5	0	12
	06	228	1	1	0	0	7
	07	322	2	1	8	0	9
	08	295	5	0	3	0	22
	09	318	2	0	3	0	13
	10	271	2	1	3	0	11
	11	148	2	0	3	0	7
	12	191	0	1	1	0	10
	13	268	1	4	1	0	8
	14	214	4	1	2	0	4
	15	285	1	0	1	1	5
	16	206	3	2	3	0	4
	17	439	3	1	2	0	11
	18	371	3	2	5	0	6
	19	250	1	1	8	0	10
	20	285	3	1	2	0	12
	21	269	0	2	3	0	10
	22	253	2	1	4	0	6
	23	453	1	1	3	0	14
	24	451	3	0	2	0	13
	25	325	5	3	3	0	8
	26	242	2	1	1	0	6
	27	543	2	2	2	0	22
	28	403	1	1	1	0	10
	29	331	2	1	2	0	4
	30	229	5	1	4	0	11
	31	264	0	0	2	0	7
	32	310	1	2	4	0	15



COMPTROLLER  
DETAIL 2 OF 2

LEGISLATIVE DISTRICT OR TOWN	ELECTION DISTRICT	TOTAL VOTES	THOMAS P DINAPOLI	THOMAS P DINAPOLI	CRUGER E GALLAUDET	SCATTER	BLANK AND VOID
			WEP	REF	LBT		
Greece							
	33	400	2	1	2	0	16
	34	367	0	0	1	0	12
	35	317	5	0	8	0	11
	36	452	4	0	4	0	19
	37	239	2	2	1	0	6
	38	486	4	2	4	0	18
	39	221	0	0	0	0	9
	40	251	0	0	3	0	9
	41	365	3	0	1	0	7
	42	258	5	0	1	0	9
	43	363	2	0	2	0	6
	44	469	3	2	2	0	13
	45	536	1	0	4	0	14
	46	222	1	2	2	0	9
	47	320	1	1	6	0	8
	48	235	0	2	3	0	12
	49	228	0	0	0	0	6
	50	316	0	0	2	0	16
	51	212	1	1	2	0	4
	52	424	6	3	3	0	13
	53	289	5	2	3	0	17
	54	388	2	2	5	0	12
	55	247	0	0	4	0	11
	56	381	4	1	2	0	14
	57	310	3	0	1	0	14
	58	428	2	0	4	0	12
	59	235	1	0	3	0	9
	60	272	2	1	3	0	13
	61	319	1	3	4	0	18
	62	427	0	3	4	0	10
	63	349	5	1	8	0	13
	64	278	1	1	5	1	12
	65	310	0	0	0	0	14
	66	196	2	0	2	0	10
	67	288	2	1	3	0	4
	68	388	0	1	3	0	6
	69	223	1	0	0	0	7
	70	931	3	2	9	0	40
	71	411	1	0	4	0	21
	72	486	2	0	1	0	16
	73	189	0	0	3	0	4
	74	318	1	1	6	0	10
	75	283	2	1	3	0	9
	76	285	4	0	5	0	2
	77	403	1	0	1	0	21
	78	226	0	0	1	0	7
	79	665	1	2	5	0	20
	80	461	3	0	3	0	19
	81	230	0	0	5	0	12
	82	385	6	1	3	0	15
	83	184	2	0	1	0	3

COMPTROLLER  
DETAIL 2 OF 2

LEGISLATIVE DISTRICT OR TOWN	ELECTION DISTRICT	TOTAL VOTES	THOMAS P DINAPOLI	THOMAS P DINAPOLI	CRUGER E GALLAUDET	SCATTER	BLANK AND VOID
			WEP	REF	LBT		
Greece							
	84	394	1	1	2	0	12
	85	429	1	2	3	0	9
	86	429	0	0	3	0	15
	87	310	3	1	4	0	14
	88	400	0	0	2	0	12
	89	295	1	0	2	1	9
	90	427	2	1	7	0	16
	91	631	4	0	3	1	32
	92	538	5	2	7	0	17
	93	453	5	0	1	0	17
	94	392	4	1	1	0	5
	95	256	3	1	1	0	7
	96	430	4	2	3	0	5
	97	680	0	2	2	0	30
	98	575	3	0	2	1	11
	99	376	4	0	1	0	21
	100	516	3	1	5	0	16
	101	237	2	0	2	0	5
	102	550	2	1	3	1	26
	103	424	3	0	1	0	13
	104	299	0	2	1	0	10
	105	458	4	3	4	0	3
	106	334	0	1	2	0	12
	107	296	1	1	3	0	3
	108	276	1	1	2	0	10
	109	513	1	3	1	0	26
Greece		38,026	223	101	317	6	1,291
Hamlin							
	01	348	2	1	9	0	10
	02	396	3	1	4	0	15
	03	389	3	0	7	0	11
	04	272	1	1	4	1	9
	05	338	3	0	2	0	4
	06	286	3	1	6	1	4
	07	478	1	2	5	0	11
	08	237	1	3	3	0	9
	09	216	1	0	4	0	3
	10	413	4	2	6	0	6
Hamlin		3,373	22	11	50	2	82
Henrietta							
	01	459	5	0	4	0	12
	02	350	5	0	3	0	12
	03	197	2	1	4	0	5
	04	428	3	3	4	0	16
	05	356	1	0	3	0	10
	06	334	1	3	4	0	7
	07	314	2	2	5	0	11
	08	350	2	2	9	0	16
	09	280	0	0	3	0	10
	10	363	3	1	2	0	11
	11	317	1	1	2	0	11

COMPTRROLLER  
DETAIL 2 OF 2

LEGISLATIVE DISTRICT OR TOWN	ELECTION DISTRICT	TOTAL VOTES	THOMAS P DINAPOLI	THOMAS P DINAPOLI	CRUGER E GALLAUDET	SCATTER	BLANK AND VOID
			WEP	REF	LBT		
Henrietta							
	12	332	1	0	5	0	11
	13	635	4	1	3	0	10
	14	315	0	2	5	0	11
	15	487	4	4	5	0	15
	16	248	5	0	3	1	5
	17	409	1	0	4	0	9
	18	456	3	3	2	0	9
	19	326	2	0	5	0	5
	20	595	3	0	9	0	15
	21	275	0	1	1	0	2
	22	553	2	1	2	0	11
	23	354	3	0	7	1	9
	24	422	3	0	7	0	14
	25	336	2	2	2	0	18
	26	725	3	0	6	0	21
	27	595	2	1	4	0	19
	28	459	6	0	7	0	6
	29	1,213	2	1	14	0	24
	30	837	5	1	10	0	17
	31	230	2	1	5	0	9
	32	572	0	1	2	0	10
	33	262	1	0	1	0	9
	34	234	0	0	2	0	6
	35	507	4	2	4	0	8
Henrietta		15,125	83	34	158	2	394
Irondequoit							
	01	529	5	3	0	0	12
	02	271	3	2	0	0	10
	03	410	7	1	5	0	13
	04	180	3	0	3	0	4
	05	338	5	2	7	0	10
	06	565	11	0	3	1	7
	07	480	1	2	6	0	5
	08	377	4	1	5	1	13
	09	339	1	0	3	0	13
	10	349	3	0	4	0	9
	11	203	3	0	1	0	13
	12	318	4	2	9	0	17
	13	470	4	1	4	0	8
	14	479	2	0	9	0	6
	15	445	4	0	1	0	19
	16	603	2	0	11	0	17
	17	239	3	0	3	0	7
	18	368	6	2	8	0	7
	19	452	7	0	0	0	18
	20	333	2	1	2	0	9
	21	369	2	3	7	0	9
	22	391	5	2	4	0	7
	23	338	2	1	0	0	12
	24	323	5	1	3	0	5
	25	348	2	2	3	0	6

COMPTROLLER  
DETAIL 2 OF 2

LEGISLATIVE DISTRICT OR TOWN	ELECTION DISTRICT	TOTAL VOTES	THOMAS P DINAPOLI	THOMAS P DINAPOLI	CRUGER E GALLAUDET	SCATTER	BLANK AND VOID
			WEP	REF	LBT		
Irondequoit							
	26	250	0	1	2	0	8
	27	240	5	0	1	0	7
	28	295	2	0	4	0	15
	29	296	3	1	5	0	12
	30	325	3	2	6	0	7
	31	473	8	1	4	0	8
	32	374	2	1	1	0	4
	33	259	2	0	4	0	9
	34	521	3	0	3	0	14
	35	266	13	0	5	0	6
	36	218	3	1	1	0	9
	37	263	2	0	2	0	17
	38	204	3	2	0	0	11
	39	89	0	0	0	0	4
	40	198	0	0	5	0	3
	41	341	2	1	3	0	15
	42	370	4	1	6	0	9
	43	306	4	1	5	0	9
	44	601	6	0	7	0	23
	45	252	0	1	3	0	7
	46	328	2	2	2	0	12
	47	135	2	0	0	0	4
	48	326	2	0	4	0	8
	49	461	3	1	5	0	12
	50	261	1	0	1	0	14
	51	422	4	3	5	0	7
	52	410	1	1	6	0	21
	53	311	4	0	1	0	15
	54	110	0	1	0	0	2
	55	397	7	1	6	1	10
	56	274	0	1	0	0	3
	57	484	1	0	7	0	13
	58	405	3	0	3	0	16
	59	309	6	0	0	0	9
	60	326	2	1	3	0	11
	61	449	2	2	6	0	9
	62	362	4	0	4	0	4
	63	300	3	1	3	0	6
	64	137	3	0	2	0	6
	65	259	3	1	0	0	11
	66	178	0	0	0	0	10
	67	255	1	0	5	0	6
	68	294	0	1	1	0	11
Irondequoit		22,851	215	55	232	3	673
Mendon							
	01	641	6	0	6	0	12
	02	566	6	5	9	0	12
	03	629	4	3	7	0	13
	04	457	2	0	3	0	20
	05	592	6	4	8	0	11
	06	601	3	1	8	0	15

COMPROLLER  
DETAIL 2 OF 2

LEGISLATIVE DISTRICT OR TOWN	ELECTION DISTRICT	TOTAL VOTES	THOMAS P DINAPOLI	THOMAS P DINAPOLI	CRUGER E GALLAUDET	SCATTER	BLANK AND VOID
			WEP	REF	LBT		
Mendon							
	07	647	4	2	5	0	15
	08	247	1	1	0	0	3
	09	484	6	2	2	0	12
Mendon		4,864	38	18	48	0	113
Ogden							
	01	385	2	0	3	0	7
	02	401	5	0	2	0	5
	03	617	6	0	2	0	14
	04	371	2	1	0	0	10
	05	374	2	4	1	0	12
	06	496	3	4	5	0	9
	07	272	4	0	5	0	7
	08	470	2	0	5	0	11
	09	380	7	0	8	0	16
	10	410	2	1	6	0	10
	11	446	3	1	4	0	15
	12	516	3	0	7	0	22
	13	417	3	0	4	0	14
	14	349	0	0	4	0	6
	15	532	4	1	1	0	14
	16	261	1	0	2	0	8
	17	373	1	1	5	0	11
	18	554	2	2	11	0	11
	19	475	1	2	3	0	10
	20	489	3	1	7	0	17
Ogden		8,588	56	18	85	0	229
Parma							
	01	481	2	1	8	0	12
	02	528	3	2	9	0	12
	03	412	4	1	6	0	19
	04	405	2	1	5	0	14
	05	307	1	2	4	0	8
	06	204	4	0	2	0	10
	07	404	0	0	7	0	10
	08	559	3	3	6	0	21
	09	456	5	2	4	0	9
	10	437	0	1	4	0	18
	11	488	1	3	5	0	13
	12	494	6	1	5	0	16
	13	741	4	2	6	0	21
	14	356	3	1	2	0	19
	15	494	2	2	11	0	18
Parma		6,766	40	22	84	0	220
Penfield							
	01	206	0	1	1	0	5
	02	412	5	1	6	0	10
	03	389	3	0	4	0	13
	04	566	2	5	4	0	13
	05	460	5	3	3	0	8
	06	349	2	1	3	0	4
	07	396	3	1	4	0	19

COMPTRROLLER  
DETAIL 2 OF 2

LEGISLATIVE DISTRICT OR TOWN	ELECTION DISTRICT	TOTAL VOTES	THOMAS P DINAPOLI	THOMAS P DINAPOLI	CRUGER E GALLAUDET	SCATTER	BLANK AND VOID
			WEP	REF	LBT		
Penfield							
	08	276	5	1	4	1	10
	09	511	4	0	1	0	8
	10	317	3	0	1	0	7
	11	274	4	1	2	0	8
	12	430	7	3	3	0	7
	13	607	4	2	7	0	23
	14	525	5	0	4	0	16
	15	637	2	2	7	0	12
	16	193	3	2	4	0	7
	17	446	1	3	6	0	15
	18	323	1	2	2	0	3
	19	630	3	0	6	0	16
	20	480	3	3	1	0	16
	21	488	4	1	5	0	14
	22	438	2	0	6	1	5
	23	559	0	3	3	1	6
	24	560	4	5	5	0	8
	25	355	4	0	3	0	9
	26	261	4	1	4	0	9
	27	461	3	2	2	0	5
	28	350	2	1	1	0	10
	29	549	3	1	3	0	11
	30	774	7	0	7	1	14
	31	253	2	0	0	0	11
	32	293	3	0	1	0	4
	33	382	4	1	5	0	9
	34	403	1	1	0	0	17
	35	637	2	1	4	0	10
	36	437	3	2	3	0	7
	37	763	3	4	9	0	19
	38	292	0	2	0	0	9
	39	327	0	0	2	0	12
	40	565	4	2	6	0	10
	41	589	1	1	2	0	16
	42	399	2	3	4	0	8
Penfield		18,562	123	62	148	4	443
Perinton							
	01	697	0	1	3	0	11
	02	532	8	2	7	0	7
	03	360	1	0	0	0	5
	04	403	2	1	3	0	2
	05	247	3	0	2	0	6
	06	392	10	1	8	0	13
	07	487	4	0	5	0	16
	08	422	2	0	2	0	10
	09	563	1	1	2	0	13
	10	504	7	2	3	0	7
	11	291	3	0	1	0	6
	12	409	3	0	1	0	7
	13	362	1	2	4	0	6
	14	436	4	1	6	0	9

COMPTRROLLER  
DETAIL 2 OF 2

LEGISLATIVE DISTRICT OR TOWN	ELECTION DISTRICT	TOTAL VOTES	THOMAS P DINAPOLI	THOMAS P DINAPOLI	CRUGER E GALLAUDET	SCATTER	BLANK AND VOID
			WEP	REF	LBT		
Perinton							
	15	432	2	1	5	0	24
	16	325	2	1	2	0	5
	17	441	7	0	6	0	6
	18	430	3	0	9	0	13
	19	384	1	2	1	0	9
	20	392	5	3	2	0	9
	21	516	7	3	7	0	21
	22	306	3	0	7	0	6
	23	638	6	2	8	0	13
	24	690	5	0	4	0	25
	25	348	5	0	5	0	15
	26	443	2	0	2	0	12
	27	363	1	1	1	0	7
	28	338	4	1	3	0	7
	29	261	2	0	1	0	3
	30	429	6	1	3	0	8
	31	465	2	3	4	0	12
	32	360	4	0	7	1	8
	33	470	2	0	7	0	6
	34	561	1	0	3	0	15
	35	361	3	1	5	0	2
	36	270	4	1	2	0	7
	37	435	3	1	4	0	6
	38	610	4	1	10	0	17
	39	554	3	2	8	0	13
	40	322	1	1	5	0	5
	41	281	1	1	1	0	7
	42	428	3	1	5	1	12
	43	775	5	4	4	0	26
	44	366	4	1	6	0	6
	45	776	2	1	6	0	13
	46	249	4	0	3	0	9
	47	483	4	0	6	2	8
	48	329	1	0	7	0	8
	49	346	0	0	1	0	7
	50	148	2	1	2	0	5
	51	532	2	0	4	0	8
	52	492	3	1	2	0	19
	53	351	4	1	1	0	10
	54	777	6	1	3	0	14
	55	448	4	0	1	0	6
	56	692	2	0	4	0	13
Perinton		24,722	184	48	224	4	563
Pittsford							
	01	360	2	2	3	0	10
	02	378	6	1	1	0	10
	03	596	4	2	2	0	17
	04	532	1	0	6	0	8
	05	336	1	2	2	0	1
	06	304	4	1	1	0	15
	07	203	3	2	2	0	1

COMPTRROLLER  
DETAIL 2 OF 2

LEGISLATIVE DISTRICT OR TOWN	ELECTION DISTRICT	TOTAL VOTES	THOMAS P DINAPOLI	THOMAS P DINAPOLI	CRUGER E GALLAUDET	SCATTER	BLANK AND VOID
			WEP	REF	LBT		
Pittsford							
	08	399	4	0	2	0	9
	09	426	2	0	3	0	15
	10	588	4	2	4	0	10
	11	335	4	0	2	0	6
	12	460	3	1	4	0	8
	13	296	1	2	5	0	7
	14	518	4	0	1	0	5
	15	329	7	0	4	0	10
	16	367	2	1	4	0	7
	17	534	9	0	2	0	12
	18	344	3	3	2	0	10
	19	256	0	1	3	0	6
	20	438	9	1	2	1	8
	21	437	0	0	0	0	10
	22	505	2	0	6	0	9
	23	370	1	0	1	0	5
	24	500	1	0	2	0	12
	25	530	3	0	2	0	6
	26	403	3	1	6	0	13
	27	387	3	1	1	0	1
	28	393	3	3	0	0	4
	29	409	0	0	4	0	9
	30	409	2	1	3	0	5
	31	496	2	1	0	0	11
	32	476	7	1	5	0	3
	33	689	2	1	3	0	20
	34	712	7	1	4	0	12
Pittsford		14,715	109	31	92	1	295
Riga							
	01	646	6	2	6	0	21
	02	491	2	0	4	0	11
	03	393	2	0	4	0	14
	04	421	3	3	8	0	19
	05	436	5	2	1	0	7
	06	388	3	0	5	0	15
Riga		2,775	21	7	28	0	87
Rush							
	01	537	8	1	7	0	15
	02	351	2	0	2	0	11
	03	511	4	2	5	0	11
	04	522	3	1	11	0	10
Rush		1,921	17	4	25	0	47
Sweden							
	01	413	0	1	6	0	14
	02	240	2	0	2	0	8
	03	455	9	0	7	0	10
	04	469	4	1	1	0	14
	05	107	0	0	1	0	1
	06	349	3	0	10	0	8
	07	365	3	0	5	0	5
	08	389	2	2	7	0	7



COMPTROLLER  
DETAIL 2 OF 2

LEGISLATIVE DISTRICT OR TOWN	ELECTION DISTRICT	TOTAL VOTES	THOMAS P DINAPOLI	THOMAS P DINAPOLI	CRUGER E GALLAUDET	SCATTER	BLANK AND VOID
			WEP	REF	LBT		
Sweden							
	09	366	1	1	7	0	9
	10	558	2	2	12	0	14
	11	139	1	0	4	0	5
	12	380	4	0	3	0	6
Sweden		4,230	31	7	65	0	101
Webster							
	01	411	3	1	2	0	8
	02	612	6	0	9	0	26
	03	526	3	1	2	0	13
	04	221	3	1	2	0	4
	05	449	1	0	3	0	7
	06	336	2	0	4	0	12
	07	465	3	1	6	0	14
	08	397	4	0	1	0	9
	09	418	5	3	4	0	12
	10	937	8	3	7	0	21
	11	482	2	1	9	0	12
	12	560	7	0	4	0	11
	13	405	1	0	5	0	6
	14	386	0	0	2	0	8
	15	319	5	0	2	0	6
	16	574	3	0	2	0	14
	17	382	2	0	2	0	7
	18	307	2	1	6	0	8
	19	660	5	1	6	0	13
	20	644	2	2	13	0	14
	21	507	2	2	4	0	12
	22	454	2	3	3	0	15
	23	364	2	2	2	0	8
	24	1,101	5	3	10	1	30
	25	207	1	0	2	0	5
	26	443	4	2	0	1	13
	27	730	2	1	2	0	25
	28	431	2	0	6	0	10
	29	283	3	1	2	0	5
	30	286	2	3	3	1	7
	31	494	4	0	1	0	18
	32	591	2	1	2	0	16
	33	431	5	1	4	0	3
	34	238	1	0	4	0	1
	35	311	4	4	0	0	6
	36	370	1	0	1	0	4
	37	747	1	1	2	0	20
	38	468	2	1	3	0	11
	39	420	5	1	2	0	10
	40	926	5	2	8	0	23
	41	613	6	0	4	0	15
	42	490	7	0	3	0	12
	43	370	4	0	6	0	8
Webster		20,766	139	43	165	3	502

COMPTROLLER  
DETAIL 2 OF 2

LEGISLATIVE DISTRICT OR TOWN	ELECTION DISTRICT	TOTAL VOTES	THOMAS P DINAPOLI	THOMAS P DINAPOLI	CRUGER E GALLAUDET	SCATTER	BLANK AND VOID
			WEP	REF	LBT		
Wheatland							
	01	413	5	1	10	0	8
	02	415	8	1	3	0	23
	03	497	7	3	2	0	11
	04	421	4	1	11	0	11
	05	480	3	2	6	0	11
Wheatland		<u>2,226</u>	<u>27</u>	<u>8</u>	<u>32</u>	<u>0</u>	<u>64</u>
TOWNS		<u>234,642</u>	<u>1,731</u>	<u>596</u>	<u>2,184</u>	<u>32</u>	<u>6,332</u>
GRAND TOTAL:		<u><u>287,650</u></u>	<u><u>2,307</u></u>	<u><u>725</u></u>	<u><u>2,653</u></u>	<u><u>38</u></u>	<u><u>9,266</u></u>

ATTORNEY GENERAL  
SUMMARY

LEGISLATIVE DISTRICT OR TOWN	TOTAL VOTES	LETITIA A JAMES	KEITH WOFFORD	KEITH WOFFORD	MICHAEL SUSSMAN	LETITIA A JAMES	LETITIA A JAMES	NANCY B SLIWA	CHRISTOPHER B GARVEY	SCATTER	BLANK AND VOID
		DEM	REP	CON	GRE	WOR	IND	REF	LBT		
Leg. Dist. 07	710	335	217	48	16	23	15	5	16	0	35
Leg. Dist. 16	12	10	2	0	0	0	0	0	0	0	0
Leg. Dist. 21	7,021	5,026	853	205	133	281	131	35	71	1	285
Leg. Dist. 22	4,245	3,450	234	50	30	71	35	9	23	0	343
Leg. Dist. 23	8,818	5,956	1,386	281	189	395	169	34	147	2	259
Leg. Dist. 24	5,432	3,801	664	108	162	336	98	27	81	1	154
Leg. Dist. 25	5,777	4,541	387	80	104	197	69	18	48	1	332
Leg. Dist. 26	4,534	2,534	1,201	250	53	106	78	17	61	1	233
Leg. Dist. 27	7,259	5,770	549	130	68	214	104	26	48	1	349
Leg. Dist. 28	3,966	2,768	573	119	34	108	63	20	27	0	254
Leg. Dist. 29	5,234	3,849	644	130	31	112	85	25	26	2	330
CITY	53,008	38,040	6,710	1,401	820	1,843	847	216	548	9	2,574
Brighton	16,608	10,709	3,601	594	227	491	324	50	159	2	451
Chili	12,417	5,033	5,016	1,191	116	202	208	48	173	2	428
Clarkson	2,764	840	1,341	337	23	33	45	12	42	0	91
East Rochester	2,346	1,088	794	135	39	52	52	14	45	0	127
Gates	10,997	4,870	4,163	793	112	151	197	47	129	2	533
Greece	38,026	14,882	15,972	3,308	346	529	640	165	412	8	1,764
Hamlin	3,373	947	1,715	356	30	55	62	22	66	1	119
Henrietta	15,125	7,593	5,037	1,022	152	251	296	62	190	3	519
Irondequoit	22,851	11,798	7,083	1,389	258	497	495	97	280	5	949
Mendon	4,864	2,069	1,885	457	62	78	102	13	59	0	139
Ogden	8,588	2,913	4,024	905	64	103	115	24	114	1	325
Parma	6,766	1,936	3,396	720	65	81	122	26	105	0	315
Penfield	18,562	8,487	7,039	1,355	169	260	378	54	166	5	649
Perinton	24,722	11,694	9,183	1,704	242	352	470	66	266	2	743
Pittsford	14,715	7,891	4,919	801	122	219	240	37	111	1	374
Riga	2,775	787	1,410	324	22	31	37	15	29	0	120
Rush	1,921	735	826	192	22	25	33	8	25	0	55
Sweden	4,230	1,727	1,689	420	51	55	81	18	57	1	131

ATTORNEY GENERAL  
SUMMARY

LEGISLATIVE DISTRICT OR TOWN	TOTAL VOTES	LETITIA A JAMES	KEITH WOFFORD	KEITH WOFFORD	MICHAEL SUSSMAN	LETITIA A JAMES	LETITIA A JAMES	NANCY B SLIWA	CHRISTOPHER B GARVEY	SCATTER	BLANK AND VOID
		DEM	REP	CON	GRN	WOR	IND	REF	LIB		
Webster	20,766	8,651	8,649	1,656	180	236	369	72	198	1	754
Wheatland	2,226	805	958	209	24	48	43	16	36	0	87
TOWNS	234,642	105,455	88,700	17,868	2,326	3,749	4,309	866	2,662	34	8,673
GRAND TOTAL:	287,650	143,495	95,410	19,269	3,146	5,592	5,156	1,082	3,210	43	11,247

ATTORNEY GENERAL  
DETAIL

LEGISLATIVE DISTRICT OR TOWN	ELECTION DISTRICT	TOTAL VOTES	LETITIA A JAMES	KEITH WOFFORD	KEITH WOFFORD	MICHAEL SUSSMAN	LETITIA A JAMES	LETITIA A JAMES	NANCY B SLIWA	CHRISTOPHER B GARVEY	SCATTER	BLANK AND VOID
			DEM	REP	CON	GRE	WOR	IND	REF	LBT		
Leg. Dist. 07	01	438	188	160	28	9	14	11	2	6	0	20
	02	272	147	57	20	7	9	4	3	10	0	15
Leg. Dist. 07		710	335	217	48	16	23	15	5	16	0	35
Leg. Dist. 16	01	12	10	2	0	0	0	0	0	0	0	0
Leg. Dist. 16		12	10	2	0	0	0	0	0	0	0	0
Leg. Dist. 21	01	308	186	49	14	14	18	9	1	5	0	12
	02	282	185	45	12	5	13	6	0	3	0	13
	03	164	109	32	8	2	2	3	0	1	0	7
	04	174	133	17	2	2	5	2	2	0	0	11
	05	197	137	22	6	4	17	6	1	2	0	2
	06	331	227	28	8	12	21	10	1	6	0	18
	07	463	321	72	11	6	13	12	2	6	0	20
	08	142	103	10	5	4	12	2	1	2	0	3
	09	425	293	65	8	11	18	11	2	7	1	9
	10	452	320	77	15	6	11	5	3	1	0	14
	11	240	192	20	5	0	5	5	0	0	0	13
	12	626	428	90	18	19	28	9	2	11	0	21
	13	212	160	11	5	5	23	1	1	1	0	5
	14	159	120	16	7	3	6	1	1	1	0	4
	15	372	268	44	13	4	14	9	3	6	0	11
	16	117	82	17	2	1	4	2	0	1	0	8
	17/26	375	281	32	12	6	17	9	2	1	0	15
	18	200	160	14	4	1	2	2	1	1	0	15
	19	128	103	4	5	1	1	1	0	0	0	13
	20	177	128	21	7	1	10	4	0	1	0	5
	21	222	174	22	4	5	3	2	1	2	0	9
	22	252	193	20	5	4	3	3	0	0	0	24
	23	233	171	23	5	2	14	5	2	1	0	10
	24	423	268	79	22	10	11	7	6	10	0	10
	25	203	167	9	2	3	8	4	2	1	0	7
	27	144	117	14	0	2	2	1	1	1	0	6
Leg. Dist. 21		7,021	5,026	853	205	133	281	131	35	71	1	285

ATTORNEY GENERAL  
DETAIL

LEGISLATIVE DISTRICT OR TOWN	ELECTION DISTRICT	TOTAL VOTES	LETITIA A JAMES	KEITH WOFFORD	KEITH WOFFORD	MICHAEL SUSSMAN	LETITIA A JAMES	LETITIA A JAMES	NANCY B SLIWA	CHRISTOPHER B GARVEY	SCATTER	BLANK AND VOID
			DEM	REP	CON	GRE	WOR	IND	REF	LBT		
Leg. Dist. 22												
	01	287	231	19	3	1	3	0	0	1	0	29
	02/13	154	136	0	1	0	2	3	0	1	0	11
	03	165	109	8	1	0	0	2	0	0	0	45
	04	105	88	4	1	2	0	2	0	1	0	7
	05	137	126	0	1	0	0	0	1	0	0	9
	06	187	163	5	1	0	0	1	0	0	0	17
	07	93	73	1	0	0	1	1	0	0	0	17
	08	190	152	18	1	2	5	1	0	1	0	10
	09	109	89	7	0	0	0	0	0	1	0	12
	10	134	122	4	0	0	3	2	0	0	0	3
	11	256	210	8	2	3	5	4	2	3	0	19
	12	123	106	5	0	1	1	0	0	0	0	10
	14	160	130	11	1	0	6	1	1	2	0	8
	15	180	148	4	4	1	8	0	0	0	0	15
	16	65	56	3	1	0	1	1	1	0	0	2
	17	78	68	2	1	0	0	0	0	0	0	7
	18	108	81	2	1	1	1	1	1	0	0	20
	19	101	84	5	0	2	1	0	0	0	0	9
	20	197	170	10	2	0	0	2	0	1	0	12
	21	107	86	6	0	1	1	0	0	0	0	13
	22	204	171	3	3	3	4	2	2	0	0	16
	23	112	100	3	0	0	0	1	0	0	0	8
	24	75	62	7	0	0	3	1	0	0	0	2
	25	452	330	55	16	1	15	5	0	6	0	24
	26/25-19	265	194	38	7	5	6	4	1	6	0	4
	27	201	165	6	3	7	5	1	0	0	0	14
Leg. Dist. 22		4,245	3,450	234	50	30	71	35	9	23	0	343
Leg. Dist. 23												
	01	168	109	42	3	2	6	1	0	1	0	4
	02	301	205	37	6	9	16	6	1	8	0	13
	03	216	144	26	4	5	20	3	0	10	0	4
	04	421	292	61	19	7	16	9	1	11	0	5
	05	201	151	21	4	5	9	2	2	2	0	5
	06	183	124	28	4	12	4	3	0	4	0	4

ATTORNEY GENERAL  
DETAIL

LEGISLATIVE DISTRICT OR TOWN	ELECTION DISTRICT	TOTAL VOTES	LETITIA A JAMES	KEITH WOFFORD	KEITH WOFFORD	MICHAEL SUSSMAN	LETITIA A JAMES	LETITIA A JAMES	NANCY B SLIWA	CHRISTOPHER B GARVEY	SCATTER	BLANK AND VOID
			DEM	REP	CON	GRE	WOR	IND	REF	LBT		
Leg. Dist. 23												
	07	355	255	41	9	4	25	5	1	3	0	12
	08	344	245	43	6	8	23	10	2	4	0	3
	09	230	164	36	10	2	10	6	1	0	0	1
	10	270	201	35	8	6	13	0	0	1	1	5
	11	312	226	39	5	7	19	3	0	6	0	7
	12	374	257	62	19	3	19	8	1	0	0	5
	13	319	217	62	6	6	8	3	0	2	0	15
	14	312	219	36	7	8	16	3	3	13	0	7
	15	240	171	34	7	7	10	5	0	2	0	4
	16	153	101	23	11	2	9	3	0	1	0	3
	17	420	276	63	15	10	19	9	2	7	0	19
	18	620	388	115	28	18	20	15	5	8	0	23
	19	325	186	76	8	7	14	8	2	9	0	15
	20	363	244	49	11	10	17	6	2	9	0	15
	21	296	193	60	7	2	13	8	1	5	0	7
	22	272	180	57	5	6	9	6	0	1	0	8
	23	195	149	18	1	5	10	4	1	3	0	4
	24	300	186	63	5	6	13	7	0	5	0	15
	25	452	267	93	20	8	20	8	1	11	0	24
	26	503	331	90	30	8	14	9	1	4	0	16
	27	246	158	41	15	3	4	12	3	4	0	6
	28	379	285	28	7	12	18	5	3	11	0	10
	29	48	32	7	1	1	1	2	1	2	1	0
Leg. Dist. 23		8,818	5,956	1,386	281	189	395	169	34	147	2	259
Leg. Dist. 24												
	01	393	287	34	12	7	33	9	0	3	0	8
	02/22	310	228	29	9	8	24	6	1	2	0	3
	03/23	302	209	29	6	10	27	6	1	8	1	5
	04	444	315	44	6	15	24	9	5	9	0	17
	05/24	334	228	59	11	6	13	5	1	3	0	8
	06	251	175	34	3	11	12	2	3	6	0	5
	07/19	232	155	36	7	7	8	6	1	2	0	10
	08	269	192	41	9	8	8	5	1	3	0	2
	09	208	130	36	8	7	10	4	4	1	0	8

ATTORNEY GENERAL  
DETAIL

LEGISLATIVE DISTRICT OR TOWN	ELECTION DISTRICT	TOTAL VOTES	LETITIA A JAMES	KEITH WOFFORD	KEITH WOFFORD	MICHAEL SUSSMAN	LETITIA A JAMES	LETITIA A JAMES	NANCY B SLIWA	CHRISTOPHER B GARVEY	SCATTER	BLANK AND VOID
			DEM	REP	CON	GRE	WOR	IND	REF	LBT		
Leg. Dist. 24												
	10	423	298	39	7	12	49	6	1	5	0	6
	11/12	198	145	30	3	2	4	4	2	0	0	8
	13	363	264	33	4	11	28	8	2	5	0	8
	14/21	464	327	41	4	22	36	7	2	12	0	13
	15	373	248	44	7	11	21	5	2	5	0	30
	16	368	248	55	5	11	21	8	0	9	0	11
	17	84	51	27	0	0	0	2	0	0	0	4
	18	345	245	50	5	13	14	5	1	6	0	6
	20	71	56	3	2	1	4	1	0	2	0	2
Leg. Dist. 24		5,432	3,801	664	108	162	336	98	27	81	1	154
Leg. Dist. 25												
	01	396	298	54	6	14	5	6	0	1	0	12
	02	242	201	8	2	4	7	4	1	3	0	12
	03	311	263	12	7	1	7	6	2	0	0	13
	04/24	191	124	22	4	6	9	1	1	1	0	23
	05	238	209	7	1	0	5	0	0	0	0	16
	06	250	188	18	6	10	13	5	0	3	0	7
	07	289	247	4	0	2	6	3	1	0	0	26
	08	268	233	7	5	0	5	1	0	2	0	15
	09	107	98	0	0	0	0	1	2	0	0	6
	10	292	234	20	0	2	10	4	0	4	0	18
	11	124	115	2	1	0	1	1	0	0	0	4
	12/28	314	211	24	5	10	34	6	3	12	0	9
	13	219	188	3	0	8	7	1	0	0	0	12
	14	171	126	14	6	8	12	4	0	1	0	0
	15	186	152	10	0	0	2	0	0	1	0	21
	16	174	133	14	3	0	3	0	0	3	0	18
	17	152	120	2	2	2	3	4	0	0	0	19
	18	302	230	22	3	0	9	2	1	4	1	30
	20	134	89	25	7	1	4	3	0	3	0	2
	21/28-19	189	152	10	3	4	2	2	1	1	0	14
	22	225	178	16	6	4	11	3	1	1	0	5
	23	104	88	8	0	3	2	1	0	0	0	2
	25	513	383	47	9	11	14	6	5	4	0	34



ATTORNEY GENERAL  
DETAIL

LEGISLATIVE DISTRICT OR TOWN	ELECTION DISTRICT	TOTAL VOTES	LETITIA A JAMES	KEITH WOFFORD	KEITH WOFFORD	MICHAEL SUSSMAN	LETITIA A JAMES	LETITIA A JAMES	NANCY B SLIWA	CHRISTOPHER B GARVEY	SCATTER	BLANK AND VOID
			DEM	REP	CON	GRE	WOR	IND	REF	LBT		
Leg. Dist. 25												
	26/27	136	100	12	0	5	7	1	0	3	0	8
	29/30	250	181	26	4	9	19	4	0	1	0	6
Leg. Dist. 25		5,777	4,541	387	80	104	197	69	18	48	1	332
Leg. Dist. 26												
	01	490	247	148	38	8	11	13	0	4	0	21
	02	218	118	66	14	0	4	3	0	8	0	5
	03	142	82	40	4	0	3	2	1	1	0	9
	04	236	112	78	22	0	3	5	1	5	0	10
	05	228	135	54	13	4	6	0	1	5	0	10
	06	216	147	32	3	4	3	3	1	0	0	23
	07	232	133	59	12	0	5	7	1	2	0	13
	08	274	196	37	6	5	4	7	1	3	0	15
	09	257	155	52	16	0	7	5	2	5	0	15
	10	286	193	47	12	2	6	6	0	0	0	20
	11	268	147	77	16	4	9	4	0	0	0	11
	12	281	126	97	17	2	7	7	1	8	0	16
	13	302	144	106	20	3	6	4	0	5	0	14
	14	344	181	98	26	7	10	4	3	1	0	14
	15	259	184	35	7	1	10	2	2	6	0	12
	16	271	129	96	13	9	6	3	1	4	0	10
	17	230	105	79	11	4	6	3	2	4	1	15
Leg. Dist. 26		4,534	2,534	1,201	250	53	106	78	17	61	1	233
Leg. Dist. 27												
	01	353	272	40	17	2	7	0	1	5	0	9
	02	348	279	23	10	5	9	4	0	2	0	16
	03	284	210	31	11	1	14	4	1	1	0	11
	04	353	284	25	7	4	6	8	1	6	0	12
	05	338	275	14	2	2	18	5	0	2	0	20
	06	284	243	11	2	1	4	5	0	1	0	17
	07	302	240	26	3	6	12	3	1	2	0	9
	08	496	400	26	3	5	9	7	6	1	0	39
	09	345	275	16	2	4	22	8	0	2	0	16
	10	319	244	36	7	3	8	9	1	6	0	5
	11	383	314	20	3	6	15	7	3	2	0	13

ATTORNEY GENERAL  
DETAIL

LEGISLATIVE DISTRICT OR TOWN	ELECTION DISTRICT	TOTAL VOTES	LETITIA A JAMES	KEITH WOFFORD	KEITH WOFFORD	MICHAEL SUSSMAN	LETITIA A JAMES	LETITIA A JAMES	NANCY B SLIWA	CHRISTOPHER B GARVEY	SCATTER	BLANK AND VOID
			DEM	REP	CON	GRE	WOR	IND	REF	LBT		
Leg. Dist. 27												
	12	270	202	24	7	4	10	7	3	2	0	11
	13	329	281	10	2	2	6	2	0	1	0	25
	14	248	212	18	2	1	2	4	0	0	0	9
	15	291	254	8	3	1	8	3	0	1	0	13
	16	307	255	16	5	3	6	5	0	1	0	16
	17	344	290	24	5	3	6	2	1	1	0	12
	18	249	155	54	10	4	6	2	1	2	0	15
	19	344	292	7	4	1	9	5	2	2	0	22
	20	179	154	5	0	0	2	2	1	0	0	15
	21	167	142	5	3	3	2	2	0	0	0	10
	22	222	141	41	9	2	14	3	1	3	1	7
	23	207	170	8	0	1	12	1	0	1	0	14
	25	122	75	23	9	1	2	3	1	3	0	5
	26	175	111	38	4	3	5	3	2	1	0	8
Leg. Dist. 27		7,259	5,770	549	130	68	214	104	26	48	1	349
Leg. Dist. 28												
	01	228	170	31	6	1	6	2	0	2	0	10
	02	139	97	19	8	4	5	1	1	1	0	3
	03	149	108	13	2	3	4	4	1	1	0	13
	04	152	85	31	4	1	3	5	0	0	0	23
	05	133	92	26	4	1	3	1	0	1	0	5
	06	326	225	54	15	2	9	3	2	3	0	13
	07	382	261	67	12	3	9	7	1	2	0	20
	08	177	114	12	3	1	5	6	1	0	0	35
	09	242	163	40	6	3	10	3	1	1	0	15
	10	82	61	7	2	0	1	1	0	0	0	10
	11	149	102	15	6	1	3	3	3	3	0	13
	12	136	98	18	3	0	3	2	0	1	0	11
	13	237	163	40	4	2	7	9	0	2	0	10
	14	201	143	22	11	3	3	2	0	1	0	16
	15	74	51	11	1	0	1	1	3	1	0	5
	16	204	152	27	5	3	4	4	0	1	0	8
	17	22	16	4	1	0	0	0	0	0	0	1
	18	222	175	22	5	1	6	2	3	2	0	6

ATTORNEY GENERAL  
DETAIL

LEGISLATIVE DISTRICT OR TOWN	ELECTION DISTRICT	TOTAL VOTES	LETITIA A JAMES	KEITH WOFFORD	KEITH WOFFORD	MICHAEL SUSSMAN	LETITIA A JAMES	LETITIA A JAMES	NANCY B SLIWA	CHRISTOPHER B GARVEY	SCATTER	BLANK AND VOID
			DEM	REP	CON	GRE	WOR	IND	REF	LBT		
Leg. Dist. 28												
	20	296	195	51	12	4	12	2	1	2	0	17
	21	282	193	49	9	0	11	4	2	2	0	12
	22	133	104	14	0	1	3	1	1	1	0	8
Leg. Dist. 28		3,966	2,768	573	119	34	108	63	20	27	0	254
Leg. Dist. 29												
	01	33	27	5	0	0	0	0	0	0	0	1
	02	67	54	6	2	0	2	0	1	0	0	2
	03	9	8	0	0	0	0	0	0	0	0	1
	04	290	205	49	10	1	3	4	0	1	0	17
	05	265	187	35	8	3	4	3	2	0	1	22
	06	167	118	27	1	2	7	5	1	1	0	5
	07	205	132	40	6	6	3	6	1	3	0	8
	08	63	45	7	2	1	1	2	0	0	0	5
	09	393	287	52	11	2	10	6	0	2	0	23
	10	293	235	27	7	0	5	4	2	1	0	12
	11	217	152	32	10	3	6	4	2	0	0	8
	12	273	204	32	4	2	9	3	0	2	0	17
	13	151	124	9	0	1	0	3	0	1	0	13
	14	94	76	10	2	0	2	0	0	0	0	4
	15	226	182	17	3	0	1	2	2	2	0	17
	16	99	80	5	1	1	0	2	0	1	0	9
	17	185	115	34	12	0	9	4	1	3	0	7
	18	268	166	55	14	0	16	5	0	1	0	11
	19	141	114	14	3	0	2	1	0	1	0	6
	20	330	251	22	3	2	11	2	3	3	1	32
	21	302	202	48	13	5	6	7	4	2	0	15
	22	142	113	7	2	0	0	1	1	1	0	17
	23	235	176	31	0	1	3	1	0	0	0	23
	24	328	259	35	6	0	6	9	2	0	0	11
	25/28	347	245	39	9	0	5	10	2	1	0	36
	26	111	92	6	1	1	1	1	1	0	0	8
Leg. Dist. 29		5,234	3,849	644	130	31	112	85	25	26	2	330
CITY		53,008	38,040	6,710	1,401	820	1,843	847	216	548	9	2,574

ATTORNEY GENERAL  
DETAIL

LEGISLATIVE DISTRICT OR TOWN	ELECTION DISTRICT	TOTAL VOTES	LETITIA A JAMES	KEITH WOFFORD	KEITH WOFFORD	MICHAEL SUSSMAN	LETITIA A JAMES	LETITIA A JAMES	NANCY B SLIWA	CHRISTOPHER B GARVEY	SCATTER	BLANK AND VOID
			DEM	REP	CON	GRE	WOR	IND	REF	LBT		
Brighton												
	01	460	324	68	14	5	23	8	3	7	0	8
	02	263	120	86	20	10	6	5	0	9	0	7
	03	376	214	107	15	5	9	3	1	3	0	19
	04	405	271	77	14	9	17	9	0	4	0	4
	05	402	281	62	14	4	24	8	1	2	0	6
	06	544	339	126	19	6	20	13	2	5	0	14
	07	332	192	80	12	4	22	6	0	3	0	13
	08	403	200	166	12	5	1	3	0	2	0	14
	09	355	229	69	21	2	15	7	1	6	0	5
	10	460	303	95	16	7	12	8	1	5	0	13
	11	458	268	96	26	9	26	14	1	5	0	13
	12	515	348	97	18	6	16	14	2	4	0	10
	13	266	175	53	4	4	10	9	1	2	0	8
	14	296	210	39	3	4	15	11	2	1	1	10
	15	333	221	71	18	3	6	4	1	5	0	4
	16	261	116	108	19	2	0	5	2	1	0	8
	17	229	168	36	3	3	2	3	1	3	0	10
	18	386	255	78	11	3	21	7	4	2	0	5
	19	254	170	47	10	2	7	5	2	4	0	7
	20	271	192	42	11	4	5	3	2	6	0	6
	21	352	227	76	9	4	15	3	0	3	0	15
	22	396	267	79	20	4	8	10	0	2	0	6
	23	312	216	60	11	1	7	5	1	4	0	7
	24	434	248	116	15	7	5	9	1	2	0	31
	25	296	189	58	11	6	19	2	1	2	0	8
	26	276	137	88	15	3	13	9	0	3	0	8
	27	286	185	62	9	9	10	4	1	2	0	4
	28	504	319	110	11	10	20	14	1	7	0	12
	29	282	171	77	11	2	6	2	0	3	0	10
	30	675	468	139	10	6	13	11	0	1	1	26
	31	343	233	65	8	3	12	6	0	3	0	13
	32	423	290	71	14	5	9	18	2	5	0	9
	33	437	275	108	17	9	12	10	1	0	0	5
	34	380	253	82	16	3	12	6	1	3	0	4

ATTORNEY GENERAL  
DETAIL

LEGISLATIVE DISTRICT OR TOWN	ELECTION DISTRICT	TOTAL VOTES	LETITIA A JAMES	KEITH WOFFORD	KEITH WOFFORD	MICHAEL SUSSMAN	LETITIA A JAMES	LETITIA A JAMES	NANCY B SLIWA	CHRISTOPHER B GARVEY	SCATTER	BLANK AND VOID
			DEM	REP	CON	GRE	WOR	IND	REF	LBT		
Brighton												
	35	313	218	55	8	6	10	8	0	0	0	8
	36	320	225	44	15	5	3	8	3	6	0	11
	37	306	225	46	12	2	5	5	1	4	0	6
	38	396	258	91	17	3	11	5	0	3	0	8
	39	332	204	70	16	4	8	9	2	7	0	12
	40	604	430	120	16	6	9	9	1	4	0	9
	41	492	330	104	9	7	9	9	1	3	0	20
	42	134	91	25	9	2	3	2	0	0	0	2
	43	392	250	91	13	9	6	3	3	8	0	9
	44	154	85	42	6	3	2	3	2	3	0	8
	45	282	165	82	6	6	6	5	1	2	0	9
	46	218	154	37	10	5	1	4	0	0	0	7
		16,608	10,709	3,601	594	227	491	324	50	159	2	451
Brighton Chili												
	01	297	119	121	34	2	6	8	1	2	0	4
	02	462	113	241	55	7	6	9	0	9	0	22
	03	420	173	159	46	3	5	7	1	5	0	21
	04	279	97	133	28	2	4	3	1	5	0	6
	05	340	145	136	37	1	6	1	0	4	0	10
	06	364	129	157	38	1	7	10	1	6	0	15
	07	231	119	73	16	2	8	5	0	3	0	5
	08	385	130	181	41	2	9	6	1	2	0	13
	09	347	141	138	30	8	5	10	1	3	0	11
	10	241	76	100	38	4	6	3	1	6	2	5
	11	391	133	173	37	4	3	10	5	7	0	19
	12	354	151	145	30	3	4	6	1	1	0	13
	13	517	187	227	64	4	9	7	2	3	0	14
	14	358	125	157	44	7	3	8	1	4	0	9
	15	308	119	129	34	5	1	5	1	4	0	10
	16	696	278	305	64	2	9	10	0	9	0	19
	17	841	313	370	87	6	13	11	0	10	0	31
	18	395	147	173	36	2	6	6	3	7	0	15
	19	338	156	137	19	3	3	5	1	3	0	11
	20	491	222	180	35	6	11	5	1	4	0	27

ATTORNEY GENERAL  
DETAIL

LEGISLATIVE DISTRICT OR TOWN	ELECTION DISTRICT	TOTAL VOTES	LETITIA A JAMES	KEITH WOFFORD	KEITH WOFFORD	MICHAEL SUSSMAN	LETITIA A JAMES	LETITIA A JAMES	NANCY B SLIWA	CHRISTOPHER B GARVEY	SCATTER	BLANK AND VOID
			DEM	REP	CON	GRE	WOR	IND	REF	LBT		
Chili												
	21	258	104	105	20	7	2	5	0	6	0	9
	22	412	254	95	16	4	10	8	2	6	0	17
	23	289	123	116	32	1	5	4	1	2	0	5
	24	775	364	272	63	10	6	13	4	11	0	32
	25	320	176	84	17	3	11	4	5	5	0	15
	26	456	145	207	61	5	5	6	2	16	0	9
	27	344	146	137	31	4	8	6	0	7	0	5
	28	301	139	106	26	0	4	3	4	3	0	16
	29	237	102	89	21	1	7	7	1	5	0	4
	30	223	87	73	30	2	10	4	1	5	0	11
	31	343	166	119	26	2	4	6	3	4	0	13
	32	404	154	178	35	3	6	7	3	6	0	12
		12,417	5,033	5,016	1,191	116	202	208	48	173	2	428
Chili Clarkson												
	01	540	157	278	72	2	3	7	3	6	0	12
	02	78	19	42	13	0	1	1	0	1	0	1
	03	408	156	177	40	3	4	6	2	6	0	14
	04	601	146	324	73	6	7	12	1	10	0	22
	05	783	232	371	102	11	12	14	4	12	0	25
	06	354	130	149	37	1	6	5	2	7	0	17
		2,764	840	1,341	337	23	33	45	12	42	0	91
Clarkson East Rochester												
	01	375	165	135	18	7	6	8	2	9	0	25
	02	325	151	113	12	3	7	12	2	3	0	22
	03	309	133	110	29	8	3	4	1	7	0	14
	04	327	153	118	7	5	16	2	3	5	0	18
	05	298	143	90	24	5	4	8	2	10	0	12
	06	395	195	120	23	10	8	7	1	6	0	25
	07	317	148	108	22	1	8	11	3	5	0	11
		2,346	1,088	794	135	39	52	52	14	45	0	127
East Rochester Gates												
	01	213	111	61	22	0	2	2	2	5	0	8
	02	286	128	104	19	1	3	7	0	2	0	22
	03	295	136	105	22	5	4	5	1	1	0	16



ATTORNEY GENERAL  
DETAIL

LEGISLATIVE DISTRICT OR TOWN	ELECTION DISTRICT	TOTAL VOTES	LETITIA A JAMES	KEITH WOFFORD	KEITH WOFFORD	MICHAEL SUSSMAN	LETITIA A JAMES	LETITIA A JAMES	NANCY B SLIWA	CHRISTOPHER B GARVEY	SCATTER	BLANK AND VOID
			DEM	REP	CON	GRE	WOR	IND	REF	LBT		
Greece												
	01	294	108	121	31	2	6	6	2	1	0	17
	02	408	113	177	54	4	13	9	3	10	0	25
	03	265	100	123	16	2	3	4	1	3	0	13
	04	256	103	109	19	1	4	3	0	5	0	12
	05	255	112	91	20	3	5	5	0	8	0	11
	06	228	104	79	21	2	4	4	3	2	0	9
	07	322	146	115	23	1	5	4	2	11	0	15
	08	295	117	118	15	2	10	6	0	5	0	22
	09	318	142	117	19	6	8	6	2	4	0	14
	10	271	127	92	21	2	7	5	1	4	0	12
	11	148	66	47	6	3	5	4	2	4	0	11
	12	191	79	67	18	2	5	4	0	5	0	11
	13	268	126	95	23	2	5	2	1	0	0	14
	14	214	92	76	22	5	7	6	1	2	0	3
	15	285	99	139	19	5	2	5	1	2	1	12
	16	206	81	91	13	4	6	2	0	2	1	6
	17	439	161	213	34	5	3	4	1	3	0	15
	18	371	135	153	39	4	7	9	1	7	0	16
	19	250	107	93	11	1	8	5	1	7	0	17
	20	285	120	103	28	5	2	7	1	5	0	14
	21	269	93	104	37	4	11	6	0	3	0	11
	22	253	106	102	21	2	2	4	1	4	0	11
	23	453	193	176	31	4	5	13	0	5	0	26
	24	451	148	226	40	4	4	7	2	4	0	16
	25	325	146	120	21	5	10	7	1	5	0	10
	26	242	101	93	24	2	3	2	1	2	0	14
	27	543	241	192	58	1	12	6	4	2	0	27
	28	403	128	191	42	4	6	4	1	8	0	19
	29	331	137	144	31	3	1	5	0	2	0	8
	30	229	85	88	22	2	2	5	3	2	0	20
	31	264	100	112	29	3	7	5	0	1	0	7
	32	310	122	115	21	5	8	8	2	7	0	22
	33	400	144	170	41	2	6	8	1	4	0	24
	34	367	132	166	34	1	4	8	3	3	0	16



ATTORNEY GENERAL  
DETAIL

LEGISLATIVE DISTRICT OR TOWN	ELECTION DISTRICT	TOTAL VOTES	LETITIA A JAMES	KEITH WOFFORD	KEITH WOFFORD	MICHAEL SUSSMAN	LETITIA A JAMES	LETITIA A JAMES	NANCY B SLIWA	CHRISTOPHER B GARVEY	SCATTER	BLANK AND VOID
			DEM	REP	CON	GRE	WOR	IND	REF	LBT		
Greece												
	35	317	113	134	33	5	9	5	0	8	0	10
	36	452	186	184	32	7	8	9	1	4	0	21
	37	239	89	101	27	1	4	6	4	1	0	6
	38	486	199	204	33	5	5	11	1	6	0	22
	39	221	89	90	22	3	2	2	1	1	0	11
	40	251	114	94	20	3	2	2	2	1	0	13
	41	365	145	147	34	7	7	9	1	2	0	13
	42	258	126	80	21	7	4	10	0	3	0	7
	43	363	117	174	46	2	3	8	2	1	0	10
	44	469	180	216	34	3	3	10	3	3	0	17
	45	536	163	263	59	6	5	8	1	5	0	26
	46	222	114	65	20	0	6	3	1	4	0	9
	47	320	134	118	35	4	6	5	1	7	0	10
	48	235	94	102	13	3	0	2	0	4	0	17
	49	228	93	107	19	0	1	5	0	0	0	3
	50	316	126	120	30	1	5	11	0	2	0	21
	51	212	79	97	21	3	1	3	1	1	0	6
	52	424	169	186	34	4	4	4	1	4	0	18
	53	289	143	103	17	1	3	5	3	0	0	14
	54	388	138	167	42	2	7	10	1	2	0	19
	55	247	83	100	32	3	1	5	1	2	0	20
	56	381	153	157	32	8	5	5	1	3	0	17
	57	310	115	138	28	3	2	6	0	1	0	17
	58	428	168	185	32	4	4	9	5	4	0	17
	59	235	151	41	16	1	9	3	2	2	0	10
	60	272	125	103	19	1	3	6	0	3	0	12
	61	319	153	107	24	3	6	6	1	4	0	15
	62	427	204	147	41	3	7	8	3	4	0	10
	63	349	157	109	35	6	7	6	3	10	0	16
	64	278	116	117	17	6	0	2	2	6	1	11
	65	310	134	123	22	2	3	2	3	2	0	19
	66	196	86	78	12	1	1	4	2	1	0	11
	67	288	92	136	32	3	2	6	1	4	0	12
	68	388	142	158	47	2	3	10	3	6	0	17

ATTORNEY GENERAL  
DETAIL

LEGISLATIVE DISTRICT OR TOWN	ELECTION DISTRICT	TOTAL VOTES	LETITIA A JAMES	KEITH WOFFORD	KEITH WOFFORD	MICHAEL SUSSMAN	LETITIA A JAMES	LETITIA A JAMES	NANCY B SLIWA	CHRISTOPHER B GARVEY	SCATTER	BLANK AND VOID
			DEM	REP	CON	GRE	WOR	IND	REF	LBT		
Greece												
	69	223	75	107	18	6	6	3	0	1	0	7
	70	931	295	474	71	4	8	14	2	9	0	54
	71	411	167	180	31	1	3	9	0	6	0	14
	72	486	191	215	44	4	3	3	0	3	0	23
	73	189	79	72	21	0	4	2	0	3	0	8
	74	318	160	101	23	3	4	7	2	8	1	9
	75	283	110	122	22	2	7	8	0	2	0	10
	76	285	75	165	24	2	3	3	1	4	0	8
	77	403	176	169	17	3	4	6	1	2	0	25
	78	226	90	100	15	1	4	3	1	3	0	9
	79	665	217	320	68	0	10	8	3	5	0	34
	80	461	172	209	39	1	3	9	1	3	0	24
	81	230	82	106	17	4	3	0	1	5	0	12
	82	385	191	114	22	8	17	4	3	4	1	21
	83	184	89	65	17	1	2	3	1	1	0	5
	84	394	161	168	33	1	4	3	3	2	0	19
	85	429	166	178	42	7	8	7	3	4	0	14
	86	429	142	209	40	2	0	3	0	5	0	28
	87	310	126	121	26	3	6	5	1	6	0	16
	88	400	172	160	29	4	4	6	3	4	0	18
	89	295	106	135	23	0	2	5	1	4	0	19
	90	427	137	198	43	4	1	11	1	8	0	24
	91	631	216	292	64	4	7	6	3	4	0	35
	92	538	249	192	41	7	8	4	4	7	0	26
	93	453	197	176	30	5	9	6	1	2	0	27
	94	392	148	175	37	2	7	7	4	1	0	11
	95	256	124	94	15	0	3	4	2	0	0	14
	96	430	211	141	42	7	3	5	2	2	0	17
	97	680	250	307	66	8	2	9	1	6	1	30
	98	575	241	235	40	4	10	12	6	8	1	18
	99	376	109	187	36	4	6	7	1	4	0	22
	100	516	190	236	41	2	4	11	3	7	0	22
	101	237	72	118	21	4	3	3	1	2	0	13
	102	550	211	246	38	4	5	4	3	6	1	32

ATTORNEY GENERAL  
DETAIL

LEGISLATIVE DISTRICT OR TOWN	ELECTION DISTRICT	TOTAL VOTES	LETITIA A JAMES	KEITH WOFFORD	KEITH WOFFORD	MICHAEL SUSSMAN	LETITIA A JAMES	LETITIA A JAMES	NANCY B SLIWA	CHRISTOPHER B GARVEY	SCATTER	BLANK AND VOID
			DEM	REP	CON	GRE	WOR	IND	REF	LBT		
Greece												
	103	424	144	196	51	0	5	6	0	4	0	18
	104	299	117	130	19	1	5	10	0	2	0	15
	105	458	153	215	51	1	4	10	5	5	0	14
	106	334	95	170	37	3	3	7	2	3	0	14
	107	296	89	161	25	1	1	3	1	2	0	13
	108	276	82	137	33	6	1	2	1	1	0	13
	109	513	201	207	51	6	3	8	4	1	0	32
		38,026	14,882	15,972	3,308	346	529	640	165	412	8	1,764
Greece Hamlin												
	01	348	124	144	30	7	5	8	3	11	0	16
	02	396	99	212	47	2	5	9	1	4	0	17
	03	389	98	213	39	5	2	9	1	8	0	14
	04	272	61	155	33	1	4	2	1	7	0	8
	05	338	88	179	41	0	8	7	1	3	0	11
	06	286	95	136	28	3	4	0	1	7	1	11
	07	478	141	231	51	4	11	8	5	8	0	19
	08	237	70	102	29	2	3	8	3	8	0	12
	09	216	58	120	17	3	6	3	1	4	0	4
	10	413	113	223	41	3	7	8	5	6	0	7
		3,373	947	1,715	356	30	55	62	22	66	1	119
Hamlin Henrietta												
	01	459	199	188	26	3	11	5	5	6	0	16
	02	350	149	127	29	5	13	8	0	5	0	14
	03	197	125	43	4	3	5	4	1	3	1	8
	04	428	253	121	17	2	6	10	0	5	0	14
	05	356	168	127	32	1	6	8	0	3	0	11
	06	334	138	124	32	3	8	9	3	2	0	15
	07	314	139	111	32	2	3	7	1	6	0	13
	08	350	161	128	14	7	7	10	2	5	0	16
	09	280	165	83	14	1	2	0	0	4	0	11
	10	363	161	136	29	0	9	6	4	2	0	16
	11	317	174	95	14	3	9	4	1	4	0	13
	12	332	138	125	25	3	6	12	4	6	0	13
	13	635	376	171	39	11	9	11	1	5	0	12

ATTORNEY GENERAL  
DETAIL

LEGISLATIVE DISTRICT OR TOWN	ELECTION DISTRICT	TOTAL VOTES	LETITIA A JAMES	KEITH WOFFORD	KEITH WOFFORD	MICHAEL SUSSMAN	LETITIA A JAMES	LETITIA A JAMES	NANCY B SLIWA	CHRISTOPHER B GARVEY	SCATTER	BLANK AND VOID
			DEM	REP	CON	GRE	WOR	IND	REF	LBT		
Henrietta												
	14	315	172	90	19	3	5	8	0	6	0	12
	15	487	252	154	30	8	6	11	2	9	0	15
	16	248	129	79	12	2	6	3	0	5	0	12
	17	409	199	131	34	9	10	12	0	3	0	11
	18	456	227	148	37	2	2	9	3	7	0	21
	19	326	145	125	20	5	11	3	1	5	0	11
	20	595	301	201	33	10	5	13	1	10	0	21
	21	275	131	91	26	2	9	10	1	1	0	4
	22	553	282	188	39	5	6	12	1	4	0	16
	23	354	183	107	17	2	10	8	0	8	1	18
	24	422	227	124	22	3	8	8	1	9	0	20
	25	336	133	131	35	3	6	6	3	4	0	15
	26	725	310	295	61	5	4	12	5	7	0	26
	27	595	283	211	40	4	6	15	1	6	0	29
	28	459	195	184	42	8	3	7	2	8	0	10
	29	1,213	677	377	68	9	19	16	7	15	0	25
	30	837	483	218	62	9	10	14	5	9	1	26
	31	230	126	59	17	3	4	5	1	6	0	9
	32	572	325	171	34	5	7	14	2	2	0	12
	33	262	116	99	16	3	9	2	2	3	0	12
	34	234	126	73	11	2	5	3	1	2	0	11
	35	507	225	202	40	6	6	11	1	5	0	11
Henrietta		15,125	7,593	5,037	1,022	152	251	296	62	190	3	519
Irondequoit												
	01	529	292	152	32	6	13	8	0	3	0	23
	02	271	136	81	23	4	9	4	3	0	0	11
	03	410	188	137	24	4	10	13	5	8	1	20
	04	180	81	65	11	2	4	7	0	3	0	7
	05	338	191	92	17	1	10	9	1	7	0	10
	06	565	312	159	33	10	20	14	4	4	0	9
	07	480	246	155	37	4	11	14	0	5	0	8
	08	377	171	139	27	4	8	9	0	4	1	14
	09	339	156	132	17	1	2	7	1	5	0	18
	10	349	172	114	35	5	1	7	0	4	0	11

ATTORNEY GENERAL  
DETAIL

LEGISLATIVE DISTRICT OR TOWN	ELECTION DISTRICT	TOTAL VOTES	LETITIA A JAMES	KEITH WOFFORD	KEITH WOFFORD	MICHAEL SUSSMAN	LETITIA A JAMES	LETITIA A JAMES	NANCY B SLIWA	CHRISTOPHER B GARVEY	SCATTER	BLANK AND VOID
			DEM	REP	CON	GRE	WOR	IND	REF	LBT		
Irondequoit	11	203	102	64	12	2	3	4	2	1	0	13
	12	318	179	73	17	1	15	6	4	8	0	15
	13	470	294	102	23	5	13	14	1	5	0	13
	14	479	221	170	44	9	7	8	1	9	1	9
	15	445	214	162	29	6	8	9	2	1	0	14
	16	603	304	201	29	11	9	9	5	10	0	25
	17	239	126	71	12	2	8	3	0	4	0	13
	18	368	187	124	22	7	7	4	1	7	0	9
	19	452	294	79	26	3	15	12	0	2	0	21
	20	333	164	114	19	2	7	8	0	7	0	12
	21	369	199	94	31	6	7	7	1	8	0	16
	22	391	210	110	32	5	10	6	4	3	0	11
	23	338	200	89	13	7	6	5	4	3	0	11
	24	323	177	94	29	3	5	4	2	2	0	7
	25	348	163	122	26	3	7	10	1	5	0	11
	26	250	151	63	9	2	4	6	1	2	0	12
	27	240	120	77	17	1	5	8	1	3	0	8
	28	295	111	131	18	4	2	5	2	3	0	19
	29	296	153	90	15	7	4	4	1	7	0	15
	30	325	156	115	16	6	8	5	0	6	1	12
	31	473	264	132	27	3	14	13	0	7	0	13
	32	374	215	106	19	3	11	6	2	3	0	9
	33	259	117	84	26	6	8	3	3	4	0	8
	34	521	224	212	33	3	7	5	2	6	0	29
	35	266	134	65	14	5	18	11	1	6	0	12
	36	218	133	46	9	2	7	5	1	3	0	12
	37	263	115	100	21	4	2	4	0	2	0	15
	38	204	114	58	9	4	5	2	0	0	0	12
	39	89	40	37	3	0	1	1	0	0	0	7
	40	198	99	58	17	2	3	5	2	7	0	5
	41	341	178	94	24	2	7	8	0	6	0	22
	42	370	165	128	22	9	12	7	0	7	0	20
	43	306	172	79	20	1	9	5	3	3	0	14
	44	601	261	228	30	3	19	19	2	5	0	34

ATTORNEY GENERAL  
DETAIL

LEGISLATIVE DISTRICT OR TOWN	ELECTION DISTRICT	TOTAL VOTES	LETITIA A JAMES	KEITH WOFFORD	KEITH WOFFORD	MICHAEL SUSSMAN	LETITIA A JAMES	LETITIA A JAMES	NANCY B SLIWA	CHRISTOPHER B GARVEY	SCATTER	BLANK AND VOID
			DEM	REP	CON	GRE	WOR	IND	REF	LBT		
Irondequoit												
	45	252	130	76	18	2	3	5	1	5	0	12
	46	328	146	124	15	5	5	7	6	3	0	17
	47	135	65	58	4	0	3	1	0	1	0	3
	48	326	153	113	23	3	7	10	1	5	0	11
	49	461	211	166	32	4	6	13	3	4	0	22
	50	261	150	73	12	5	3	9	0	1	0	8
	51	422	204	137	31	3	11	8	2	9	0	17
	52	410	228	110	14	4	9	12	3	6	0	24
	53	311	152	105	13	2	5	11	0	2	0	21
	54	110	57	35	7	1	1	2	0	0	0	7
	55	397	244	84	26	6	8	9	1	6	1	12
	56	274	154	87	4	8	3	4	1	0	0	13
	57	484	253	152	25	5	9	8	2	5	0	25
	58	405	209	118	34	2	11	7	2	6	0	16
	59	309	156	100	21	2	6	7	2	2	0	13
	60	326	152	109	23	8	4	10	1	5	0	14
	61	449	240	134	34	2	4	13	1	8	0	13
	62	362	187	113	24	1	6	12	1	3	0	15
	63	300	145	95	18	7	12	5	2	2	0	14
	64	137	98	22	2	0	6	0	0	1	0	8
	65	259	146	63	14	4	2	13	1	1	0	15
	66	178	133	30	3	0	1	1	0	0	0	10
	67	255	121	92	10	3	6	3	2	5	0	13
	68	294	163	89	13	1	5	2	2	2	0	17
		<u>22,851</u>	<u>11,798</u>	<u>7,083</u>	<u>1,389</u>	<u>258</u>	<u>497</u>	<u>495</u>	<u>97</u>	<u>280</u>	<u>5</u>	<u>949</u>
Irondequoit												
Mendon												
	01	641	280	246	60	7	9	17	1	6	0	15
	02	566	281	175	43	11	13	9	4	10	0	20
	03	629	246	257	67	9	9	13	4	8	0	16
	04	457	207	153	31	15	8	16	0	5	0	22
	05	592	243	232	73	3	6	14	1	8	0	12
	06	601	244	244	60	5	15	8	0	9	0	16
	07	647	244	299	62	3	5	11	1	6	0	16
	08	247	122	83	21	4	4	6	0	2	0	5

ATTORNEY GENERAL  
DETAIL

LEGISLATIVE DISTRICT OR TOWN	ELECTION DISTRICT	TOTAL VOTES	LETITIA A JAMES	KEITH WOFFORD	KEITH WOFFORD	MICHAEL SUSSMAN	LETITIA A JAMES	LETITIA A JAMES	NANCY B SLIWA	CHRISTOPHER B GARVEY	SCATTER	BLANK AND VOID
			DEM	REP	CON	GRE	WOR	IND	REF	LBT		
Mendon	09	484	202	196	40	5	9	8	2	5	0	17
Mendon		4,864	2,069	1,885	457	62	78	102	13	59	0	139
Ogden	01	385	159	147	43	5	8	6	0	3	0	14
	02	401	142	178	45	2	7	13	0	1	0	13
	03	617	209	307	50	5	9	6	0	7	0	24
	04	371	122	170	49	2	5	5	5	3	0	10
	05	374	120	181	33	7	2	6	1	5	0	19
	06	496	192	215	53	2	6	5	2	5	0	16
	07	272	71	144	35	3	3	1	1	6	0	8
	08	470	154	231	39	5	6	2	0	8	0	25
	09	380	154	148	36	2	4	5	3	8	0	20
	10	410	137	184	44	4	8	5	1	8	0	19
	11	446	143	208	57	2	1	11	4	5	0	15
	12	516	152	265	50	2	7	6	1	13	0	20
	13	417	157	185	42	4	1	5	0	4	0	19
	14	349	113	178	34	2	5	5	0	5	0	7
	15	532	169	264	55	6	5	4	2	3	0	24
	16	261	60	158	33	1	0	2	0	2	0	5
	17	373	125	190	31	1	5	4	0	5	0	12
	18	554	222	227	51	6	10	11	3	12	0	12
	19	475	174	218	51	1	1	5	0	4	1	20
	20	489	138	226	74	2	10	8	1	7	0	23
Ogden		8,588	2,913	4,024	905	64	103	115	24	114	1	325
Parma	01	481	148	233	55	4	2	13	0	7	0	19
	02	528	161	258	59	7	5	9	1	7	0	21
	03	412	123	198	40	6	7	5	2	7	0	24
	04	405	95	222	45	2	4	6	3	7	0	21
	05	307	79	171	30	0	5	3	2	7	0	10
	06	204	48	103	25	2	3	4	1	3	0	15
	07	404	107	203	48	1	6	10	1	10	0	18
	08	559	182	273	52	1	5	9	5	4	0	28
	09	456	113	238	60	4	6	6	2	7	0	20

ATTORNEY GENERAL  
DETAIL

LEGISLATIVE DISTRICT OR TOWN	ELECTION DISTRICT	TOTAL VOTES	LETITIA A JAMES	KEITH WOFFORD	KEITH WOFFORD	MICHAEL SUSSMAN	LETITIA A JAMES	LETITIA A JAMES	NANCY B SLIWA	CHRISTOPHER B GARVEY	SCATTER	BLANK AND VOID
			DEM	REP	CON	GRE	WOR	IND	REF	LBT		
Parma												
	10	437	106	220	65	5	6	5	2	4	0	24
	11	488	151	235	57	5	2	11	0	8	0	19
	12	494	184	220	34	8	4	13	1	8	0	22
	13	741	189	421	68	4	5	12	5	6	0	31
	14	356	126	154	30	8	8	8	0	6	0	16
	15	494	124	247	52	8	13	8	1	14	0	27
		6,766	1,936	3,396	720	65	81	122	26	105	0	315
Parma												
Penfield												
	01	206	100	79	14	2	1	3	1	0	0	6
	02	412	220	127	29	4	4	7	3	7	0	11
	03	389	155	164	28	7	5	8	2	4	0	16
	04	566	190	262	72	2	6	13	1	7	0	13
	05	460	210	168	36	3	15	10	2	2	0	14
	06	349	145	152	24	2	4	3	2	2	0	15
	07	396	191	121	35	3	7	9	2	4	2	22
	08	276	101	125	17	6	5	7	0	6	0	9
	09	511	316	134	28	1	10	8	1	0	0	13
	10	317	162	106	21	2	6	6	2	2	0	10
	11	274	136	94	12	3	7	11	1	2	0	8
	12	430	217	147	28	7	13	5	1	4	0	8
	13	607	306	203	37	6	5	10	1	12	0	27
	14	525	159	253	60	5	11	13	0	5	0	19
	15	637	301	242	40	7	6	17	0	4	1	19
	16	193	85	69	12	2	6	4	1	4	0	10
	17	446	207	153	38	5	9	11	1	6	0	16
	18	323	155	128	11	5	4	10	2	3	0	5
	19	630	301	224	36	12	14	14	2	8	0	19
	20	480	212	176	46	2	3	12	1	2	0	26
	21	488	254	155	24	8	12	12	1	5	0	17
	22	438	238	124	40	3	3	17	0	3	1	9
	23	559	272	204	39	4	8	12	1	3	0	16
	24	560	230	228	46	6	6	10	4	7	0	23
	25	355	143	154	35	1	2	5	0	4	0	11
	26	261	108	104	20	3	1	9	1	2	0	13



ATTORNEY GENERAL  
DETAIL

LEGISLATIVE DISTRICT OR TOWN	ELECTION DISTRICT	TOTAL VOTES	LETITIA A JAMES	KEITH WOFFORD	KEITH WOFFORD	MICHAEL SUSSMAN	LETITIA A JAMES	LETITIA A JAMES	NANCY B SLIWA	CHRISTOPHER B GARVEY	SCATTER	BLANK AND VOID
			DEM	REP	CON	GRE	WOR	IND	REF	LBT		
Penfield												
	27	461	229	156	36	4	5	15	2	2	1	11
	28	350	173	116	31	2	8	5	1	1	0	13
	29	549	291	175	33	3	12	11	1	6	0	17
	30	774	324	328	67	4	8	7	2	8	0	26
	31	253	122	92	17	3	1	5	0	1	0	12
	32	293	172	89	10	2	3	2	0	1	0	14
	33	382	171	134	34	2	7	14	2	7	0	11
	34	403	155	168	35	4	7	8	1	0	0	25
	35	637	322	224	38	5	3	13	3	3	0	26
	36	437	223	154	25	4	11	7	0	2	0	11
	37	763	295	354	52	6	4	10	2	9	0	31
	38	292	114	134	23	3	2	6	0	0	0	10
	39	327	131	140	24	7	7	2	2	5	0	9
	40	565	266	230	29	4	6	5	2	5	0	18
	41	589	234	270	41	3	1	12	2	2	0	24
	42	399	151	179	32	2	2	10	1	6	0	16
		18,562	8,487	7,039	1,355	169	260	378	54	166	5	649
Penfield												
Perinton												
	01	697	318	267	60	3	2	20	4	5	0	18
	02	532	272	172	37	9	11	10	0	11	0	10
	03	360	163	150	26	1	1	8	1	2	0	8
	04	403	207	135	28	3	11	9	0	5	0	5
	05	247	127	81	13	4	8	6	0	2	0	6
	06	392	228	105	22	5	6	3	0	8	0	15
	07	487	229	167	30	8	8	15	3	6	0	21
	08	422	208	145	31	2	3	9	1	6	0	17
	09	563	254	216	45	8	8	13	1	6	0	12
	10	504	258	161	38	1	10	16	1	4	0	15
	11	291	138	103	24	3	5	7	0	3	0	8
	12	409	211	144	29	6	7	4	0	2	0	6
	13	362	149	155	34	3	1	4	0	6	0	10
	14	436	209	152	32	3	7	10	4	3	0	16
	15	432	189	156	21	7	4	17	4	6	0	28
	16	325	161	121	20	2	6	2	1	1	0	11

ATTORNEY GENERAL  
DETAIL

LEGISLATIVE DISTRICT OR TOWN	ELECTION DISTRICT	TOTAL VOTES	LETITIA A JAMES	KEITH WOFFORD	KEITH WOFFORD	MICHAEL SUSSMAN	LETITIA A JAMES	LETITIA A JAMES	NANCY B SLIWA	CHRISTOPHER B GARVEY	SCATTER	BLANK AND VOID
			DEM	REP	CON	GRE	WOR	IND	REF	LBT		
Perinton												
	17	441	233	148	28	3	7	7	0	5	0	10
	18	430	205	159	32	2	3	6	1	8	0	14
	19	384	176	148	32	1	6	6	3	2	0	10
	20	392	182	151	30	3	4	12	1	1	0	8
	21	516	247	175	26	6	8	17	2	9	0	26
	22	306	139	113	23	6	7	7	0	5	0	6
	23	638	313	226	41	7	11	14	2	11	0	13
	24	690	308	279	46	3	9	5	2	2	0	36
	25	348	200	87	21	2	10	13	1	3	0	11
	26	443	200	175	34	6	7	7	1	3	0	10
	27	363	159	149	31	1	4	5	3	1	0	10
	28	338	160	126	26	2	9	3	0	4	0	8
	29	261	139	84	17	4	7	2	2	2	0	4
	30	429	199	157	30	5	6	9	0	5	0	18
	31	465	231	171	24	3	8	9	0	4	0	15
	32	360	183	114	23	5	5	8	1	10	0	11
	33	470	249	154	24	4	12	6	0	7	0	14
	34	561	243	235	39	4	3	9	4	3	0	21
	35	361	174	120	34	4	11	5	1	6	0	6
	36	270	147	85	9	5	6	6	1	3	0	8
	37	435	217	152	30	5	5	7	0	5	0	14
	38	610	286	209	37	12	9	16	4	11	0	26
	39	554	232	224	44	6	6	9	3	7	0	23
	40	322	146	128	20	2	10	3	1	6	0	6
	41	281	127	98	31	0	4	8	1	1	1	10
	42	428	203	158	20	5	7	7	2	6	0	20
	43	775	332	336	44	8	9	11	2	6	0	27
	44	366	170	136	26	9	3	3	1	5	0	13
	45	776	352	316	56	8	5	11	2	7	0	19
	46	249	123	76	20	7	3	5	0	3	0	12
	47	483	217	193	39	2	4	9	0	7	1	11
	48	329	162	113	23	2	9	1	0	11	0	8
	49	346	161	142	31	2	1	3	0	1	0	5
	50	148	95	27	6	3	5	7	0	1	0	4

ATTORNEY GENERAL  
DETAIL

LEGISLATIVE DISTRICT OR TOWN	ELECTION DISTRICT	TOTAL VOTES	LETITIA A JAMES	KEITH WOFFORD	KEITH WOFFORD	MICHAEL SUSSMAN	LETITIA A JAMES	LETITIA A JAMES	NANCY B SLIWA	CHRISTOPHER B GARVEY	SCATTER	BLANK AND VOID
			DEM	REP	CON	GRE	WOR	IND	REF	LBT		
Perinton												
	51	532	187	266	51	3	5	7	0	5	0	8
	52	492	263	170	26	6	2	7	0	2	0	16
	53	351	181	116	18	8	5	10	0	2	0	11
	54	777	331	348	50	4	9	12	1	3	0	19
	55	448	196	205	17	2	5	10	2	1	0	10
	56	692	305	284	55	4	5	15	2	6	0	16
		24,722	11,694	9,183	1,704	242	352	470	66	266	2	743
Perinton												
Pittsford												
	01	360	202	106	17	6	7	7	1	3	0	11
	02	378	240	79	20	8	7	6	0	2	0	16
	03	596	303	217	27	4	7	11	0	3	0	24
	04	532	297	171	23	10	5	12	0	5	0	9
	05	336	214	82	16	5	7	6	1	1	0	4
	06	304	203	65	4	5	6	4	0	1	0	16
	07	203	111	64	12	3	3	5	1	2	0	2
	08	399	190	157	26	3	4	5	2	2	0	10
	09	426	203	161	26	4	6	9	0	5	0	12
	10	588	280	233	37	2	5	10	1	7	0	13
	11	335	153	132	22	4	12	5	1	1	0	5
	12	460	239	165	23	4	7	6	2	5	0	9
	13	296	154	91	22	5	8	6	0	5	0	5
	14	518	259	201	28	3	6	8	0	1	0	12
	15	329	181	96	9	7	8	10	2	5	0	11
	16	367	198	115	16	3	5	8	1	9	0	12
	17	534	329	143	25	0	10	8	2	7	0	10
	18	344	199	102	11	2	6	4	3	3	0	14
	19	256	108	98	35	2	1	1	0	2	0	9
	20	438	233	130	33	5	13	11	0	2	1	10
	21	437	260	125	29	1	8	6	0	1	0	7
	22	505	297	151	29	2	4	5	1	5	0	11
	23	370	166	142	32	2	5	9	4	1	0	9
	24	500	266	185	25	1	4	3	0	1	0	15
	25	530	280	181	38	4	7	6	0	4	0	10
	26	403	186	139	26	7	6	8	2	7	0	22

ATTORNEY GENERAL  
DETAIL

LEGISLATIVE DISTRICT OR TOWN	ELECTION DISTRICT	TOTAL VOTES	LETITIA A JAMES	KEITH WOFFORD	KEITH WOFFORD	MICHAEL SUSSMAN	LETITIA A JAMES	LETITIA A JAMES	NANCY B SLIWA	CHRISTOPHER B GARVEY	SCATTER	BLANK AND VOID
			DEM	REP	CON	GRE	WOR	IND	REF	LBT		
Pittsford												
	27	387	230	114	22	2	7	4	2	2	0	4
	28	393	220	127	17	4	13	6	0	0	0	6
	29	409	180	172	24	5	4	6	1	4	0	13
	30	409	233	132	19	0	4	5	2	3	0	11
	31	496	261	181	18	0	7	13	3	2	0	11
	32	476	259	169	20	3	5	7	2	3	0	8
	33	689	351	253	39	3	7	10	1	5	0	20
	34	712	406	240	31	3	5	10	2	2	0	13
		14,715	7,891	4,919	801	122	219	240	37	111	1	374
Pittsford Riga												
	01	646	213	291	76	9	6	13	2	8	0	28
	02	491	134	250	66	0	10	6	5	5	0	15
	03	393	159	176	28	3	3	3	0	1	0	20
	04	421	97	235	42	2	1	5	2	10	0	27
	05	436	98	257	48	4	7	5	4	1	0	12
	06	388	86	201	64	4	4	5	2	4	0	18
		2,775	787	1,410	324	22	31	37	15	29	0	120
Riga Rush												
	01	537	216	225	54	3	8	9	1	4	0	17
	02	351	94	190	37	3	3	8	1	2	0	13
	03	511	222	194	45	12	8	8	2	7	0	13
	04	522	203	217	56	4	6	8	4	12	0	12
		1,921	735	826	192	22	25	33	8	25	0	55
Rush Sweden												
	01	413	178	160	30	4	6	8	3	4	0	20
	02	240	142	61	11	4	3	11	1	1	0	6
	03	455	207	151	37	9	16	10	4	6	0	15
	04	469	200	185	40	5	4	10	1	4	0	20
	05	107	69	27	3	2	2	1	0	1	0	2
	06	349	162	122	37	4	7	3	1	6	0	7
	07	365	160	144	37	2	3	7	1	2	0	9
	08	389	120	178	55	3	4	8	1	9	0	11
	09	366	175	135	24	5	1	4	4	7	1	10
	10	558	125	292	84	7	6	13	1	11	0	19

ATTORNEY GENERAL  
DETAIL

LEGISLATIVE DISTRICT OR TOWN	ELECTION DISTRICT	TOTAL VOTES	LETITIA A JAMES	KEITH WOFFORD	KEITH WOFFORD	MICHAEL SUSSMAN	LETITIA A JAMES	LETITIA A JAMES	NANCY B SLIWA	CHRISTOPHER B GARVEY	SCATTER	BLANK AND VOID
			DEM	REP	CON	GRE	WOR	IND	REF	LBT		
Sweden	11	139	71	43	9	3	1	4	0	5	0	3
	12	380	118	191	53	3	2	2	1	1	0	9
Sweden		4,230	1,727	1,689	420	51	55	81	18	57	1	131
Webster	01	411	181	150	37	3	8	11	1	3	0	17
	02	612	304	202	27	3	16	17	2	11	0	30
	03	526	238	202	43	1	4	9	3	3	0	23
	04	221	93	89	13	4	8	4	0	4	0	6
	05	449	186	188	34	7	11	3	1	3	0	16
	06	336	150	126	23	4	2	4	3	5	0	19
	07	465	190	193	37	3	11	8	5	6	0	12
	08	397	162	160	32	6	5	8	2	6	0	16
	09	418	147	200	40	2	2	6	1	6	0	14
	10	937	366	410	75	6	10	19	8	9	0	34
	11	482	184	221	35	6	4	11	2	9	0	10
	12	560	212	256	48	4	1	13	1	5	0	20
	13	405	167	169	36	3	6	11	1	4	0	8
	14	386	177	155	25	5	4	5	2	2	0	11
	15	319	128	130	25	1	7	9	1	4	0	14
	16	574	277	217	34	6	8	6	0	3	0	23
	17	382	130	178	41	2	2	10	0	2	0	17
	18	307	138	124	18	4	5	6	1	3	0	8
	19	660	237	310	60	3	5	12	2	6	0	25
	20	644	221	304	55	9	6	13	3	13	0	20
	21	507	196	223	45	4	7	8	3	2	0	19
	22	454	179	183	47	3	5	9	4	5	0	19
	23	364	153	136	35	7	6	8	1	2	0	16
	24	1,101	434	479	95	14	8	14	3	5	1	48
	25	207	91	83	19	3	1	0	0	3	0	7
	26	443	201	158	37	2	8	7	2	4	0	24
	27	730	306	310	54	8	5	10	0	5	0	32
	28	431	176	187	39	4	2	6	0	5	0	12
	29	283	152	93	21	1	4	2	0	2	0	8
	30	286	158	87	17	2	4	6	0	2	0	10

ATTORNEY GENERAL  
DETAIL

LEGISLATIVE DISTRICT OR TOWN	ELECTION DISTRICT	TOTAL VOTES	LETITIA A JAMES	KEITH WOFFORD	KEITH WOFFORD	MICHAEL SUSSMAN	LETITIA A JAMES	LETITIA A JAMES	NANCY B SLIWA	CHRISTOPHER B GARVEY	SCATTER	BLANK AND VOID
			DEM	REP	CON	GRE	WOR	IND	REF	LBT		
Webster												
	31	494	172	225	47	4	5	12	3	2	0	24
	32	591	204	283	56	4	7	8	2	3	0	24
	33	431	176	188	34	3	3	14	1	4	0	8
	34	238	96	105	17	2	5	1	0	4	0	8
	35	311	126	122	43	3	3	3	5	0	0	6
	36	370	166	153	33	1	0	3	0	4	0	10
	37	747	329	319	41	9	7	13	0	7	0	22
	38	468	217	181	32	5	1	9	1	3	0	19
	39	420	201	160	27	6	0	9	0	2	0	15
	40	926	435	361	46	5	10	17	3	12	0	37
	41	613	254	256	58	1	8	11	1	5	0	19
	42	490	190	211	50	2	6	9	2	4	0	16
	43	370	151	162	25	5	6	5	2	6	0	8
Webster		20,766	8,651	8,649	1,656	180	236	369	72	198	1	754
Wheatland												
	01	413	159	167	35	6	12	8	2	8	0	16
	02	415	108	208	43	3	12	8	4	4	0	25
	03	497	219	181	42	5	9	16	5	5	0	15
	04	421	189	157	28	4	7	4	4	10	0	18
	05	480	130	245	61	6	8	7	1	9	0	13
Wheatland		2,226	805	958	209	24	48	43	16	36	0	87
TOWNS		234,642	105,455	88,700	17,868	2,326	3,749	4,309	866	2,662	34	8,673
GRAND TOTAL:		287,650	143,495	95,410	19,269	3,146	5,592	5,156	1,082	3,210	43	11,247

UNITED STATES SENATOR  
SUMMARY

LEGISLATIVE DISTRICT OR TOWN	TOTAL VOTES	KIRSTEN E GILLIBRAND	CHELE CHIAVACCI FARLEY	CHELE CHIAVACCI FARLEY	KIRSTEN E GILLIBRAND	KIRSTEN E GILLIBRAND	KIRSTEN E GILLIBRAND	CHELE CHIAVACCI FARLEY	SCATTER	BLANK AND VOID
		DEM	REP	CON	WOR	IND	WEP	REF		
Leg. Dist. 07	711	364	208	42	28	18	14	4	2	31
Leg. Dist. 16	12	11	1	0	0	0	0	0	0	0
Leg. Dist. 21	7,036	5,265	745	193	270	129	116	32	6	280
Leg. Dist. 22	4,251	3,504	231	40	64	32	37	8	1	334
Leg. Dist. 23	8,881	6,435	1,219	260	350	213	168	59	9	168
Leg. Dist. 24	5,456	4,057	595	108	300	102	135	34	0	125
Leg. Dist. 25	5,788	4,642	343	72	186	68	73	19	5	380
Leg. Dist. 26	4,541	2,769	1,084	224	112	96	47	23	2	184
Leg. Dist. 27	7,269	5,860	515	121	195	105	68	19	3	383
Leg. Dist. 28	3,970	2,879	537	107	99	54	42	22	0	230
Leg. Dist. 29	5,241	3,966	596	121	111	83	39	17	3	305
CITY	53,156	39,752	6,074	1,288	1,715	900	739	237	31	2,420
Brighton	16,690	11,625	3,120	573	447	340	264	51	8	262
Chili	12,430	5,792	4,594	1,127	210	257	100	65	4	281
Clarkson	2,764	983	1,265	314	42	60	24	10	0	66
East Rochester	2,348	1,266	701	129	48	75	30	14	4	81
Gates	11,002	5,575	3,778	749	193	216	99	34	2	356
Greece	38,049	17,485	14,407	3,071	647	785	287	150	17	1,200
Hamlin	3,371	1,133	1,612	345	62	83	32	26	4	74
Henrietta	15,142	8,533	4,497	1,001	252	316	144	53	8	338
Irondequoit	22,880	13,290	6,254	1,278	473	587	265	99	7	627
Mendon	4,870	2,396	1,703	422	83	118	43	29	1	75
Ogden	8,596	3,432	3,680	845	128	158	73	44	0	236
Parma	6,772	2,342	3,192	717	90	139	42	33	0	217
Penfield	18,583	9,666	6,249	1,267	259	455	186	81	3	417
Perinton	24,758	13,420	8,083	1,574	342	546	237	111	11	434
Pittsford	14,748	8,787	4,337	736	206	279	136	46	5	216
Riga	2,775	959	1,301	311	46	58	20	16	0	64
Rush	1,923	857	741	183	30	37	15	14	1	45
Sweden	4,245	1,961	1,566	411	66	89	42	23	1	86
Webster	20,781	9,972	7,780	1,572	291	423	170	103	4	466

UNITED STATES SENATOR  
SUMMARY

LEGISLATIVE DISTRICT OR TOWN	TOTAL VOTES	KIRSTEN E GILLIBRAND	CHELE CHIAVACCI FARLEY	CHELE CHIAVACCI FARLEY	KIRSTEN E GILLIBRAND	KIRSTEN E GILLIBRAND	KIRSTEN E GILLIBRAND	CHELE CHIAVACCI FARLEY	SCATTER	BLANK AND VOID
		DEM	REP	CON	WOR	IND	WEP	REF		
Wheatland	2,228	941	885	210	46	42	34	17	0	53
TOWNS	234,955	120,415	79,745	16,835	3,961	5,063	2,243	1,019	80	5,594
GRAND TOTAL:	288,111	160,167	85,819	18,123	5,676	5,963	2,982	1,256	111	8,014



UNITED STATES SENATOR  
DETAIL

LEGISLATIVE DISTRICT OR TOWN	ELECTION DISTRICT	TOTAL VOTES	KIRSTEN E GILLIBRAND DEM	CHELE CHIAVACCI FARLEY REP	CHELE CHIAVACCI FARLEY CON	KIRSTEN E GILLIBRAND WOR	KIRSTEN E GILLIBRAND IND	KIRSTEN E GILLIBRAND WEP	CHELE CHIAVACCI FARLEY REF	SCATTER	BLANK AND VOID
Leg. Dist. 07	01	439	216	145	28	13	13	7	2	1	14
	02	272	148	63	14	15	5	7	2	1	17
Leg. Dist. 07		711	364	208	42	28	18	14	4	2	31
Leg. Dist. 16	01	12	11	1	0	0	0	0	0	0	0
Leg. Dist. 16		12	11	1	0	0	0	0	0	0	0
Leg. Dist. 21	01	309	205	47	12	19	6	9	2	1	8
	02	283	198	41	10	13	5	7	1	0	8
	03	164	112	29	8	2	4	0	0	0	9
	04	174	132	18	1	5	3	2	0	0	13
	05	197	143	21	5	12	6	7	0	0	3
	06	333	258	22	6	17	6	8	3	2	11
	07	466	334	59	13	14	11	8	1	0	26
	08	142	109	9	5	11	2	1	2	0	3
	09	428	320	62	12	17	6	9	1	0	1
	10	454	343	63	13	12	7	7	2	0	7
	11	240	194	14	4	4	4	2	1	0	17
	12	626	460	79	19	29	11	9	3	0	16
	13	212	164	8	2	18	2	7	2	0	9
	14	159	125	16	5	6	2	3	0	0	2
	15	373	281	34	12	14	12	0	2	1	17
	16	117	84	17	4	1	3	1	0	0	7
	17/26	375	288	27	7	20	10	6	2	0	15
	18	200	154	13	6	2	1	6	2	0	16
	19	128	97	3	3	2	3	1	0	0	19
	20	177	132	17	6	12	4	3	0	0	3
	21	222	178	21	4	5	1	3	0	0	10
	22	252	198	19	2	1	2	3	1	0	26
	23	234	182	19	7	11	4	0	1	1	9
	24	424	288	69	21	13	9	12	4	1	7
	25	203	168	9	4	6	3	2	1	0	10

UNITED STATES SENATOR  
DETAIL

LEGISLATIVE DISTRICT OR TOWN	ELECTION DISTRICT	TOTAL VOTES	KIRSTEN E GILLIBRAND DEM	CHELE CHIAVACCI FARLEY REP	CHELE CHIAVACCI FARLEY CON	KIRSTEN E GILLIBRAND WOR	KIRSTEN E GILLIBRAND IND	KIRSTEN E GILLIBRAND WEP	CHELE CHIAVACCI FARLEY REF	SCATTER	BLANK AND VOID
Leg. Dist. 21	27	144	118	9	2	4	2	0	1	0	8
Leg. Dist. 21		7,036	5,265	745	193	270	129	116	32	6	280
Leg. Dist. 22	01	287	241	23	1	4	0	2	0	0	16
	02/13	154	133	1	0	3	2	0	0	0	15
	03	165	100	10	2	0	2	3	0	0	48
	04	105	90	4	0	1	1	0	0	0	9
	05	137	126	1	0	1	0	0	0	0	9
	06	187	158	7	1	0	0	1	1	0	19
	07	93	68	0	0	3	0	0	0	0	22
	08	190	154	16	1	2	1	2	0	0	14
	09	109	95	6	0	1	0	0	0	0	7
	10	134	126	4	0	1	0	0	0	0	3
	11	256	213	8	2	4	3	4	2	0	20
	12	123	106	3	0	0	0	4	0	0	10
	14	160	126	13	2	3	1	1	0	0	14
	15	180	153	4	2	5	0	0	2	0	14
	16	65	56	3	0	2	1	0	0	0	3
	17	78	66	1	1	0	0	0	1	0	9
	18	108	90	2	0	2	1	0	0	0	13
	19	102	83	5	0	0	1	1	0	1	11
	20	197	166	8	2	1	3	0	0	0	17
	21	107	89	5	0	0	0	2	0	0	11
	22	204	172	3	2	4	3	4	1	0	15
	23	112	103	2	1	1	1	0	0	0	4
	24	76	59	7	0	2	1	3	0	0	4
	25	454	347	57	15	10	4	5	0	0	16
	26/25-19	267	210	34	6	6	5	3	1	0	2
	27	201	174	4	2	8	2	2	0	0	9
Leg. Dist. 22		4,251	3,504	231	40	64	32	37	8	1	334
Leg. Dist. 23	01	169	117	32	4	3	6	4	1	0	2

UNITED STATES SENATOR  
DETAIL

LEGISLATIVE DISTRICT OR TOWN	ELECTION DISTRICT	TOTAL VOTES	KIRSTEN E GILLIBRAND DEM	CHELE CHIAVACCI FARLEY REP	CHELE CHIAVACCI FARLEY CON	KIRSTEN E GILLIBRAND WOR	KIRSTEN E GILLIBRAND IND	KIRSTEN E GILLIBRAND WEP	CHELE CHIAVACCI FARLEY REF	SCATTER	BLANK AND VOID
Leg. Dist. 23											
	02	301	217	34	7	13	9	11	2	0	8
	03	217	154	26	5	15	4	9	0	0	4
	04	423	314	54	17	11	10	11	1	0	5
	05	203	156	20	5	9	0	7	3	0	3
	06	183	139	25	3	6	4	2	1	0	3
	07	358	272	37	9	20	6	6	1	1	6
	08	348	261	38	9	19	11	4	1	1	4
	09	233	175	30	9	10	5	2	0	0	2
	10	277	211	34	9	13	1	6	0	1	2
	11	316	241	34	4	16	5	5	5	0	6
	12	379	276	55	13	20	5	7	1	0	2
	13	321	236	56	6	8	4	2	1	0	8
	14	317	249	41	6	13	2	4	1	0	1
	15	243	180	31	9	7	4	7	2	0	3
	16	153	109	21	9	4	6	1	2	0	1
	17	420	289	55	12	19	11	9	3	3	19
	18	621	434	92	22	21	18	9	6	0	19
	19	325	210	67	9	15	14	2	3	0	5
	20	369	277	43	8	17	9	5	2	0	8
	21	296	211	49	6	12	8	3	1	0	6
	22	274	188	53	6	7	6	8	1	0	5
	23	196	158	15	0	6	4	5	2	1	5
	24	300	194	58	7	10	8	8	5	0	10
	25	454	312	71	21	16	13	7	4	0	10
	26	506	358	75	24	13	15	7	3	1	10
	27	249	170	39	11	6	15	4	1	0	3
	28	382	291	29	9	20	9	12	4	1	7
	29	48	36	5	1	1	1	1	2	0	1
Leg. Dist. 23		8,881	6,435	1,219	260	350	213	168	59	9	168
Leg. Dist. 24											
	01	397	299	28	11	29	9	13	0	0	8
	02/22	312	243	27	8	21	5	6	0	0	2

UNITED STATES SENATOR  
DETAIL

LEGISLATIVE DISTRICT OR TOWN	ELECTION DISTRICT	TOTAL VOTES	KIRSTEN E GILLIBRAND	CHELE CHIAVACCI FARLEY	CHELE CHIAVACCI FARLEY	KIRSTEN E GILLIBRAND	KIRSTEN E GILLIBRAND	KIRSTEN E GILLIBRAND	CHELE CHIAVACCI FARLEY	SCATTER	BLANK AND VOID
			DEM	REP	CON	WOR	IND	WEP	REF		
Leg. Dist. 24											
	03/23	302	228	27	6	25	6	5	2	0	3
	04	446	338	45	6	21	11	13	5	0	7
	05/24	334	253	42	7	10	7	6	6	0	3
	06	251	189	32	4	13	3	6	1	0	3
	07/19	237	172	32	6	6	6	4	3	0	8
	08	272	204	38	8	9	5	5	2	0	1
	09	208	138	39	6	7	5	6	1	0	6
	10	423	306	33	6	44	6	17	4	0	7
	11/12	198	147	28	3	3	2	4	1	0	10
	13	363	277	30	6	25	6	14	1	0	4
	14/21	466	345	43	6	30	10	11	5	0	16
	15	374	271	37	8	18	7	6	1	0	26
	16	372	270	50	9	18	6	8	1	0	10
	17	84	61	15	0	0	2	2	0	0	4
	18	346	262	46	5	15	5	7	1	0	5
	20	71	54	3	3	6	1	2	0	0	2
Leg. Dist. 24		5,456	4,057	595	108	300	102	135	34	0	125
Leg. Dist. 25											
	01	398	314	46	8	8	6	3	2	0	11
	02	242	198	8	2	6	6	1	0	1	20
	03	311	253	12	6	7	5	4	0	0	24
	04/24	192	141	16	3	7	1	4	1	0	19
	05	238	205	5	1	4	0	1	0	0	22
	06	250	201	12	5	15	4	6	1	0	6
	07	289	255	4	0	4	2	1	1	1	21
	08	270	230	6	5	5	2	1	0	0	21
	09	107	96	0	0	0	1	1	0	0	9
	10	292	235	12	0	5	5	7	0	0	28
	11	124	113	0	0	1	0	1	0	0	9
	12/28	315	226	27	5	31	3	10	3	0	10
	13	219	191	5	0	4	1	1	1	0	16
	14	171	133	10	6	13	3	3	2	0	1

UNITED STATES SENATOR  
DETAIL

LEGISLATIVE DISTRICT OR TOWN	ELECTION DISTRICT	TOTAL VOTES	KIRSTEN E GILLIBRAND DEM	CHELE CHIAVACCI FARLEY REP	CHELE CHIAVACCI FARLEY CON	KIRSTEN E GILLIBRAND WOR	KIRSTEN E GILLIBRAND IND	KIRSTEN E GILLIBRAND WEP	CHELE CHIAVACCI FARLEY REF	SCATTER	BLANK AND VOID
Leg. Dist. 25											
	15	186	149	8	1	2	0	0	1	0	25
	16	174	136	13	3	5	0	1	0	0	16
	17	152	124	2	2	2	2	2	0	0	18
	18	302	227	24	1	7	3	4	1	0	35
	20	134	91	27	4	3	4	2	2	0	1
	21/28-19	190	163	8	1	4	2	1	2	0	9
	22	226	182	11	6	8	4	4	2	1	8
	23	105	89	8	0	2	1	4	0	0	1
	25	513	392	48	10	13	6	6	0	2	36
	26/27	136	104	11	0	13	1	2	0	0	5
	29/30	252	194	20	3	17	6	3	0	0	9
Leg. Dist. 25		5,788	4,642	343	72	186	68	73	19	5	380
Leg. Dist. 26											
	01	493	274	137	33	12	11	2	4	0	20
	02	218	131	59	14	5	3	0	1	1	4
	03	142	90	32	4	5	2	2	0	0	7
	04	236	128	66	19	4	8	2	2	0	7
	05	228	141	51	12	4	4	2	3	0	11
	06	216	160	29	3	2	2	2	0	0	18
	07	232	139	56	12	5	6	4	0	0	10
	08	274	208	30	5	3	9	2	2	0	15
	09	258	171	41	16	8	5	7	3	0	7
	10	285	202	47	8	6	6	0	0	0	16
	11	268	167	69	10	9	4	2	1	0	6
	12	281	137	96	17	8	9	3	0	0	11
	13	305	172	89	17	6	7	3	0	0	11
	14	344	201	84	23	12	6	6	1	0	11
	15	260	189	34	8	7	3	5	2	0	12
	16	271	141	85	15	6	8	4	2	0	10
	17	230	118	79	8	10	3	1	2	1	8
Leg. Dist. 26		4,541	2,769	1,084	224	112	96	47	23	2	184

UNITED STATES SENATOR  
DETAIL

LEGISLATIVE DISTRICT OR TOWN	ELECTION DISTRICT	TOTAL VOTES	KIRSTEN E GILLIBRAND	CHELE CHIAVACCI FARLEY	CHELE CHIAVACCI FARLEY	KIRSTEN E GILLIBRAND	KIRSTEN E GILLIBRAND	KIRSTEN E GILLIBRAND	CHELE CHIAVACCI FARLEY	SCATTER	BLANK AND VOID
			DEM	REP	CON	WOR	IND	WEP	REF		
Leg. Dist. 27											
	01	353	272	30	17	8	2	5	1	0	18
	02	348	281	23	11	5	7	2	2	0	17
	03	283	208	29	10	11	4	8	1	0	12
	04	353	293	23	7	12	6	3	0	0	9
	05	339	281	12	2	15	4	2	2	0	21
	06	284	244	9	4	5	6	0	1	0	15
	07	303	247	24	3	9	5	4	0	0	11
	08	497	401	26	3	11	7	3	1	0	45
	09	346	280	13	1	21	6	6	0	0	19
	10	320	258	35	5	6	6	3	0	0	7
	11	383	313	26	5	14	5	6	0	0	14
	12	271	213	18	7	12	6	7	2	0	6
	13	329	283	12	3	4	2	2	0	0	23
	14	248	213	12	2	2	4	0	0	0	15
	15	294	252	6	1	6	4	1	0	1	23
	16	307	265	14	5	6	4	0	1	1	11
	17	344	286	23	3	6	3	2	1	0	20
	18	249	162	48	9	7	3	2	2	0	16
	19	344	289	13	2	7	4	2	2	0	25
	20	179	156	3	1	1	2	2	0	0	14
	21	167	141	7	2	1	1	4	0	0	11
	22	223	147	44	6	10	3	0	2	1	10
	23	207	172	7	0	12	1	2	0	0	13
	25	122	84	22	7	1	5	1	0	0	2
	26	176	119	36	5	3	5	1	1	0	6
Leg. Dist. 27		7,269	5,860	515	121	195	105	68	19	3	383
Leg. Dist. 28											
	01	228	177	26	5	3	1	4	2	0	10
	02	141	107	16	8	4	1	1	0	0	4
	03	149	113	15	2	4	3	2	1	0	9
	04	152	89	28	3	2	6	2	1	0	21
	05	133	89	26	6	1	2	2	0	0	7

UNITED STATES SENATOR  
DETAIL

LEGISLATIVE DISTRICT OR TOWN	ELECTION DISTRICT	TOTAL VOTES	KIRSTEN E GILLIBRAND DEM	CHELE CHIAVACCI FARLEY REP	CHELE CHIAVACCI FARLEY CON	KIRSTEN E GILLIBRAND WOR	KIRSTEN E GILLIBRAND IND	KIRSTEN E GILLIBRAND WEP	CHELE CHIAVACCI FARLEY REF	SCATTER	BLANK AND VOID
Leg. Dist. 28											
	06	327	237	49	11	7	4	4	3	0	12
	07	381	268	63	13	10	6	2	2	0	17
	08	177	115	13	3	5	2	4	1	0	34
	09	243	168	40	8	11	2	2	1	0	11
	10	82	63	6	2	2	0	1	1	0	7
	11	149	113	12	3	2	1	2	3	0	13
	12	136	99	20	3	3	1	2	0	0	8
	13	237	167	35	6	5	6	2	1	0	15
	14	201	151	24	10	3	1	2	1	0	9
	15	74	58	7	1	1	1	0	1	0	5
	16	204	150	30	2	4	5	2	1	0	10
	17	22	16	5	0	0	0	0	0	0	1
	18	222	175	26	4	6	1	1	1	0	8
	20	296	213	40	10	11	6	5	1	0	10
	21	283	206	44	6	10	3	1	1	0	12
	22	133	105	12	1	5	2	1	0	0	7
Leg. Dist. 28		3,970	2,879	537	107	99	54	42	22	0	230
Leg. Dist. 29											
	01	33	28	4	0	0	0	0	0	0	1
	02	69	56	4	2	1	0	0	0	0	6
	03	9	8	0	0	0	0	0	0	0	1
	04	292	205	52	9	4	6	4	1	0	11
	05	265	200	28	5	6	3	0	1	2	20
	06	167	122	25	2	8	2	1	0	0	7
	07	205	142	32	6	8	7	5	1	0	4
	08	63	49	8	1	0	1	1	0	0	3
	09	393	293	43	12	7	8	4	1	0	25
	10	293	242	25	6	3	4	1	1	0	11
	11	218	151	34	10	7	4	2	4	0	6
	12	273	210	35	5	8	4	0	0	0	11
	13	151	128	5	0	0	3	1	0	0	14
	14	94	76	8	2	2	0	1	0	0	5

UNITED STATES SENATOR  
DETAIL

LEGISLATIVE DISTRICT OR TOWN	ELECTION DISTRICT	TOTAL VOTES	KIRSTEN E GILLIBRAND	CHELE CHIAVACCI FARLEY	CHELE CHIAVACCI FARLEY	KIRSTEN E GILLIBRAND	KIRSTEN E GILLIBRAND	KIRSTEN E GILLIBRAND	CHELE CHIAVACCI FARLEY	SCATTER	BLANK AND VOID
			DEM	REP	CON	WOR	IND	WEP	REF		
Leg. Dist. 29											
	15	226	188	17	3	1	3	0	0	0	14
	16	99	81	6	1	0	0	0	0	0	11
	17	185	118	35	10	8	5	0	0	0	9
	18	267	172	51	13	13	5	4	2	0	7
	19	142	110	13	2	4	2	1	1	0	9
	20	330	261	23	3	14	2	2	1	0	24
	21	303	217	41	11	7	5	3	2	0	17
	22	142	116	5	2	0	1	2	0	0	16
	23	235	178	28	2	1	2	0	0	1	23
	24	329	267	31	5	5	6	2	1	0	12
	25/28	347	259	35	9	3	10	4	0	0	27
	26	111	89	8	0	1	0	1	1	0	11
Leg. Dist. 29		5,241	3,966	596	121	111	83	39	17	3	305
CITY		53,156	39,752	6,074	1,288	1,715	900	739	237	31	2,420
Brighton											
	01	462	350	51	16	22	11	8	1	0	3
	02	263	146	83	18	6	3	2	0	0	5
	03	377	239	91	13	6	6	6	1	0	15
	04	409	288	66	10	25	8	5	0	0	7
	05	405	294	58	13	17	6	11	1	0	5
	06	546	360	114	22	17	12	10	2	0	9
	07	333	217	65	10	15	11	5	1	1	8
	08	406	250	132	11	1	1	3	5	0	3
	09	360	250	60	20	15	4	3	2	1	5
	10	463	331	82	20	8	10	6	1	0	5
	11	460	298	83	23	19	16	14	2	0	5
	12	517	374	76	17	19	14	9	1	0	7
	13	266	196	44	3	8	5	4	1	0	5
	14	299	220	37	3	13	12	8	0	1	5
	15	334	234	64	18	8	3	4	0	0	3
	16	265	132	95	20	1	7	3	0	0	7
	17	230	178	37	4	3	1	3	1	0	3



UNITED STATES SENATOR  
DETAIL

LEGISLATIVE DISTRICT OR TOWN	ELECTION DISTRICT	TOTAL VOTES	KIRSTEN E GILLIBRAND	CHELE CHIAVACCI FARLEY	CHELE CHIAVACCI FARLEY	KIRSTEN E GILLIBRAND	KIRSTEN E GILLIBRAND	KIRSTEN E GILLIBRAND	CHELE CHIAVACCI FARLEY	SCATTER	BLANK AND VOID
			DEM	REP	CON	WOR	IND	WEP	REF		
Brighton											
	18	386	276	57	12	18	9	11	1	0	2
	19	255	187	38	11	8	7	2	1	0	1
	20	272	198	43	12	5	5	4	0	0	5
	21	354	243	74	12	8	4	8	1	0	4
	22	398	281	70	19	8	8	5	1	1	5
	23	313	228	52	12	10	3	3	1	0	4
	24	435	286	91	19	11	13	4	2	0	9
	25	297	205	48	12	16	3	7	1	0	5
	26	279	165	74	13	13	7	3	1	0	3
	27	289	201	58	9	6	5	8	0	0	2
	28	505	345	94	10	18	15	9	2	0	12
	29	282	176	71	9	5	5	4	1	0	11
	30	675	502	120	8	10	13	7	0	0	15
	31	344	253	49	8	10	6	12	0	0	6
	32	430	310	65	14	12	9	8	4	1	7
	33	441	313	93	13	6	5	5	2	0	4
	34	381	269	61	16	10	9	8	2	0	6
	35	315	233	47	9	10	5	5	0	0	6
	36	320	235	42	14	3	9	5	2	0	10
	37	308	241	40	10	4	7	2	0	1	3
	38	402	279	80	15	12	9	3	0	0	4
	39	332	221	57	16	6	14	9	3	0	6
	40	606	458	105	14	8	10	5	1	1	4
	41	492	340	102	6	8	11	13	2	0	10
	42	134	102	16	9	4	2	0	0	1	0
	43	394	277	88	9	6	4	2	4	0	4
	44	154	97	39	7	1	3	2	0	0	5
	45	282	179	73	7	7	6	4	0	0	6
	46	220	168	35	7	1	4	2	0	0	3
Brighton		16,690	11,625	3,120	573	447	340	264	51	8	262
Chili	01	298	144	104	30	4	8	2	2	0	4

UNITED STATES SENATOR  
DETAIL

LEGISLATIVE DISTRICT OR TOWN	ELECTION DISTRICT	TOTAL VOTES	KIRSTEN E GILLIBRAND	CHELE CHIAVACCI FARLEY	CHELE CHIAVACCI FARLEY	KIRSTEN E GILLIBRAND	KIRSTEN E GILLIBRAND	KIRSTEN E GILLIBRAND	CHELE CHIAVACCI FARLEY	SCATTER	BLANK AND VOID
			DEM	REP	CON	WOR	IND	WEP	REF		
Chili											
	02	463	152	216	50	11	12	3	4	0	15
	03	420	190	147	48	7	5	7	1	0	15
	04	279	107	126	27	7	4	1	1	0	6
	05	341	168	120	36	3	1	4	3	0	6
	06	365	155	137	41	9	11	4	1	0	7
	07	231	128	67	15	3	4	7	1	0	6
	08	387	151	167	36	13	8	3	3	0	6
	09	347	167	125	27	7	12	3	2	0	4
	10	242	99	91	35	2	6	2	2	2	3
	11	391	163	159	36	5	8	2	5	0	13
	12	355	182	124	29	4	7	3	0	0	6
	13	517	213	213	51	11	9	3	7	0	10
	14	358	145	145	37	4	8	7	1	0	11
	15	310	134	118	30	1	10	3	3	0	11
	16	695	307	288	61	9	16	2	0	1	11
	17	841	364	336	82	14	13	3	6	0	23
	18	396	170	159	36	2	11	3	5	0	10
	19	340	181	117	22	6	7	1	1	0	5
	20	491	270	152	36	10	7	3	0	0	13
	21	258	129	96	19	3	7	1	0	0	3
	22	412	270	98	17	7	7	4	2	0	7
	23	289	138	105	27	7	4	3	0	0	5
	24	775	404	257	58	7	15	6	6	0	22
	25	320	199	75	15	7	7	4	1	0	12
	26	457	170	198	63	5	8	3	2	0	8
	27	344	175	120	28	6	7	2	2	0	4
	28	301	161	90	26	4	7	3	0	1	9
	29	237	105	89	22	8	4	3	2	0	4
	30	223	97	74	29	9	6	0	1	0	7
	31	343	179	117	23	7	5	2	0	0	10
	32	404	175	164	35	8	13	3	1	0	5
Chili		12,430	5,792	4,594	1,127	210	257	100	65	4	281

UNITED STATES SENATOR  
DETAIL

LEGISLATIVE DISTRICT OR TOWN	ELECTION DISTRICT	TOTAL VOTES	KIRSTEN E GILLIBRAND DEM	CHELE CHIAVACCI FARLEY REP	CHELE CHIAVACCI FARLEY CON	KIRSTEN E GILLIBRAND WOR	KIRSTEN E GILLIBRAND IND	KIRSTEN E GILLIBRAND WEP	CHELE CHIAVACCI FARLEY REF	SCATTER	BLANK AND VOID
Clarkson	01	540	181	257	69	7	10	4	0	0	12
	02	78	22	41	10	1	0	1	0	0	3
	03	408	180	165	39	5	9	3	1	0	6
	04	600	184	307	67	4	14	5	5	0	14
	05	784	276	353	92	15	22	6	4	0	16
	06	354	140	142	37	10	5	5	0	0	15
Clarkson		2,764	983	1,265	314	42	60	24	10	0	66
East Rochester	01	377	199	121	15	5	13	5	4	0	15
	02	325	173	104	11	7	12	3	1	0	14
	03	309	157	98	26	3	8	4	0	3	10
	04	327	184	95	10	12	7	3	1	1	14
	05	298	156	86	22	7	13	3	3	0	8
	06	395	235	98	21	7	12	7	3	0	12
	07	317	162	99	24	7	10	5	2	0	8
East Rochester		2,348	1,266	701	129	48	75	30	14	4	81
Gates	01	213	125	51	19	6	5	1	0	0	6
	02	286	150	92	17	5	6	2	1	0	13
	03	295	154	100	21	6	6	1	0	0	7
	04	319	152	121	22	4	3	5	0	0	12
	05	380	211	119	23	3	13	4	3	0	4
	06	337	196	90	22	5	11	5	1	0	7
	07	645	291	248	49	15	12	5	2	0	23
	08	257	113	111	12	5	5	2	1	0	8
	09	377	213	108	16	4	11	6	3	0	16
	10	199	105	65	18	3	1	1	0	0	6
	11	244	116	84	17	7	5	4	2	0	9
	12	225	115	74	14	7	3	2	1	0	9
	13	330	151	119	21	11	9	1	0	0	18
	14	249	113	94	9	4	6	4	1	0	18
	15	479	257	160	26	5	10	1	0	0	20

UNITED STATES SENATOR  
DETAIL

LEGISLATIVE DISTRICT OR TOWN	ELECTION DISTRICT	TOTAL VOTES	KIRSTEN E GILLIBRAND	CHELE CHIAVACCI FARLEY	CHELE CHIAVACCI FARLEY	KIRSTEN E GILLIBRAND	KIRSTEN E GILLIBRAND	KIRSTEN E GILLIBRAND	CHELE CHIAVACCI FARLEY	SCATTER	BLANK AND VOID
			DEM	REP	CON	WOR	IND	WEP	REF		
Gates											
	16	265	154	76	18	6	1	2	1	0	7
	17	297	159	95	22	5	5	1	1	0	9
	18	361	159	135	46	5	2	2	2	0	10
	19	308	154	104	28	4	7	6	0	0	5
	20	316	164	104	22	2	9	3	2	0	10
	21	291	145	104	13	5	7	2	1	0	14
	22	243	116	88	24	4	3	1	1	0	6
	23	324	149	113	33	5	5	4	0	0	15
	24	646	361	197	44	19	8	3	0	1	13
	25	242	114	92	13	3	6	5	0	0	9
	26	413	178	176	31	5	9	3	0	0	11
	27	410	218	141	24	7	7	2	1	0	10
	28	242	123	95	10	2	3	1	1	0	7
	29	305	168	94	14	3	7	6	0	1	12
	30	206	107	69	13	4	0	2	2	0	9
	31	274	115	122	13	4	5	4	1	0	10
	32	342	178	109	29	6	12	3	1	0	4
	33	149	98	33	8	2	2	2	1	0	3
	34	314	144	119	23	8	4	2	2	0	12
	35	219	109	76	15	4	8	1	2	0	4
Gates		11,002	5,575	3,778	749	193	216	99	34	2	356
Greece											
	01	295	123	114	30	9	6	1	0	0	12
	02	408	136	178	48	13	9	4	2	0	18
	03	265	120	113	14	4	5	2	1	0	6
	04	257	122	101	19	7	3	0	2	0	3
	05	255	139	81	18	0	4	2	3	0	8
	06	228	121	71	19	7	4	1	1	0	4
	07	323	162	106	21	11	6	6	1	0	10
	08	294	135	108	17	5	6	2	1	0	20
	09	319	164	109	16	7	6	4	4	0	9
	10	271	136	89	19	7	5	3	4	0	8

UNITED STATES SENATOR  
DETAIL

LEGISLATIVE DISTRICT OR TOWN	ELECTION DISTRICT	TOTAL VOTES	KIRSTEN E GILLIBRAND	CHELE CHIAVACCI FARLEY	CHELE CHIAVACCI FARLEY	KIRSTEN E GILLIBRAND	KIRSTEN E GILLIBRAND	KIRSTEN E GILLIBRAND	CHELE CHIAVACCI FARLEY	SCATTER	BLANK AND VOID
			DEM	REP	CON	WOR	IND	WEP	REF		
Greece											
	11	148	76	46	5	6	7	0	1	1	6
	12	191	95	59	15	4	10	2	0	0	6
	13	268	146	76	21	7	6	5	0	0	7
	14	214	108	64	18	5	7	5	2	0	5
	15	285	117	125	21	4	7	2	0	1	8
	16	206	94	81	12	3	4	2	2	1	7
	17	439	181	194	35	5	2	4	2	0	16
	18	371	172	133	33	7	11	2	0	0	13
	19	250	119	90	10	7	9	2	2	0	11
	20	285	147	88	24	7	6	3	3	0	7
	21	269	107	96	33	11	11	2	2	0	7
	22	253	119	89	13	10	7	3	2	0	10
	23	453	227	156	31	8	12	1	0	1	17
	24	449	170	202	40	9	8	4	1	0	15
	25	325	165	106	18	10	10	5	1	1	9
	26	242	117	83	25	7	0	5	0	0	5
	27	543	275	175	55	12	6	1	3	0	16
	28	404	152	174	38	7	11	6	0	0	16
	29	331	161	129	25	1	9	1	0	0	5
	30	229	104	81	18	6	5	4	2	0	9
	31	264	114	105	24	10	5	1	2	0	3
	32	310	155	104	19	6	9	4	3	0	10
	33	400	173	155	39	7	9	1	0	1	15
	34	368	159	147	30	4	9	2	0	0	17
	35	317	135	120	35	8	7	2	1	0	9
	36	453	217	168	33	8	6	4	1	0	16
	37	239	105	90	25	4	4	4	2	0	5
	38	486	215	198	30	8	12	6	2	0	15
	39	221	107	80	18	4	2	0	0	0	10
	40	251	131	87	18	5	3	0	1	0	6
	41	365	165	136	31	7	8	5	2	0	11
	42	258	139	73	18	5	11	5	1	0	6

UNITED STATES SENATOR  
DETAIL

LEGISLATIVE DISTRICT OR TOWN	ELECTION DISTRICT	TOTAL VOTES	KIRSTEN E GILLIBRAND	CHELE CHIAVACCI FARLEY	CHELE CHIAVACCI FARLEY	KIRSTEN E GILLIBRAND	KIRSTEN E GILLIBRAND	KIRSTEN E GILLIBRAND	CHELE CHIAVACCI FARLEY	SCATTER	BLANK AND VOID
			DEM	REP	CON	WOR	IND	WEP	REF		
Greece											
	43	363	138	161	42	4	9	2	1	0	6
	44	469	211	199	31	3	11	6	0	0	8
	45	536	197	249	51	6	8	4	1	0	20
	46	222	122	65	19	5	4	1	0	0	6
	47	321	163	105	33	5	6	3	1	0	5
	48	235	111	90	12	2	5	0	0	0	15
	49	229	104	96	19	2	3	1	0	0	4
	50	317	141	110	28	4	15	0	0	0	19
	51	212	95	86	17	2	2	3	2	0	5
	52	423	203	161	31	7	7	5	2	1	6
	53	290	158	94	14	3	8	3	1	0	9
	54	389	166	159	35	7	8	0	3	0	11
	55	248	108	85	33	1	8	1	0	0	12
	56	381	193	127	33	9	4	2	2	0	11
	57	310	141	125	25	3	6	3	0	0	7
	58	428	191	173	33	4	9	3	1	0	14
	59	236	163	35	17	8	5	0	0	0	8
	60	271	139	95	16	5	5	3	1	0	7
	61	320	173	94	20	7	7	4	0	0	15
	62	427	218	139	38	9	11	1	4	0	7
	63	349	184	102	32	6	6	2	3	0	14
	64	278	135	104	16	2	1	3	1	2	14
	65	310	163	101	21	3	5	2	1	0	14
	66	197	103	64	13	2	2	3	1	0	9
	67	292	112	130	31	0	7	3	0	0	9
	68	388	168	141	45	10	7	3	2	0	12
	69	224	87	105	18	4	3	2	0	0	5
	70	932	360	427	70	11	19	7	1	2	35
	71	411	195	155	29	8	9	1	0	0	14
	72	486	226	194	36	5	6	3	2	0	14
	73	189	92	61	21	6	4	1	1	0	3
	74	318	177	90	22	4	10	3	0	1	11

UNITED STATES SENATOR  
DETAIL

LEGISLATIVE DISTRICT OR TOWN	ELECTION DISTRICT	TOTAL VOTES	KIRSTEN E GILLIBRAND	CHELE CHIAVACCI FARLEY	CHELE CHIAVACCI FARLEY	KIRSTEN E GILLIBRAND	KIRSTEN E GILLIBRAND	KIRSTEN E GILLIBRAND	CHELE CHIAVACCI FARLEY	SCATTER	BLANK AND VOID
			DEM	REP	CON	WOR	IND	WEP	REF		
Greece											
	75	283	132	109	16	6	5	4	0	0	11
	76	285	96	148	24	5	2	1	2	0	7
	77	404	203	154	16	7	6	1	0	0	17
	78	226	101	95	15	6	3	1	2	0	3
	79	665	269	280	63	12	15	1	5	1	19
	80	461	205	185	40	7	10	1	0	0	13
	81	230	107	97	16	4	0	2	0	0	4
	82	385	216	93	26	10	10	8	5	0	17
	83	184	92	65	16	2	3	2	1	0	3
	84	394	191	148	29	6	6	0	4	0	10
	85	430	192	158	41	11	8	4	6	0	10
	86	429	183	190	38	1	4	0	2	0	11
	87	312	150	108	26	6	8	4	1	0	9
	88	401	201	142	27	6	6	1	3	0	15
	89	295	126	117	23	3	10	1	3	0	12
	90	427	175	173	49	6	9	1	0	1	13
	91	631	254	277	55	4	11	9	0	0	21
	92	538	278	178	38	5	7	4	2	0	26
	93	453	233	162	24	9	7	5	1	0	12
	94	392	179	150	32	8	9	5	3	0	6
	95	256	132	82	17	4	5	2	1	0	13
	96	430	244	116	41	4	8	4	3	0	10
	97	680	304	275	64	4	17	2	0	1	13
	98	575	279	202	38	19	16	4	2	0	15
	99	376	138	173	32	7	10	1	0	1	14
	100	516	232	212	37	3	15	2	1	0	14
	101	237	96	104	15	5	6	4	0	0	7
	102	550	240	232	33	11	4	5	3	0	22
	103	424	168	172	49	6	11	2	2	0	14
	104	299	143	108	15	4	15	3	1	0	10
	105	459	195	190	45	6	11	2	1	0	9
	106	334	123	152	33	3	5	0	1	0	17

UNITED STATES SENATOR  
DETAIL

LEGISLATIVE DISTRICT OR TOWN	ELECTION DISTRICT	TOTAL VOTES	KIRSTEN E GILLIBRAND	CHELE CHIAVACCI FARLEY	CHELE CHIAVACCI FARLEY	KIRSTEN E GILLIBRAND	KIRSTEN E GILLIBRAND	KIRSTEN E GILLIBRAND	CHELE CHIAVACCI FARLEY	SCATTER	BLANK AND VOID
			DEM	REP	CON	WOR	IND	WEP	REF		
Greece											
	107	296	113	145	28	0	5	2	0	0	3
	108	276	102	120	33	2	2	2	1	1	13
	109	513	231	193	45	6	9	1	6	0	22
		<u>38,049</u>	<u>17,485</u>	<u>14,407</u>	<u>3,071</u>	<u>647</u>	<u>785</u>	<u>287</u>	<u>150</u>	<u>17</u>	<u>1,200</u>
Greece Hamlin											
	01	348	140	143	36	5	9	4	4	0	7
	02	396	123	197	47	5	12	3	3	0	6
	03	389	117	206	38	2	8	4	2	0	12
	04	272	72	141	30	8	5	1	3	1	11
	05	336	104	165	40	7	13	4	2	0	1
	06	286	109	125	31	5	3	5	1	1	6
	07	478	173	221	46	7	10	5	4	0	12
	08	237	84	97	26	7	11	1	2	0	9
	09	216	77	109	15	3	3	2	5	0	2
	10	413	134	208	36	13	9	3	0	2	8
		<u>3,371</u>	<u>1,133</u>	<u>1,612</u>	<u>345</u>	<u>62</u>	<u>83</u>	<u>32</u>	<u>26</u>	<u>4</u>	<u>74</u>
Hamlin Henrietta											
	01	459	237	160	24	10	8	6	1	0	13
	02	349	172	108	29	12	8	7	1	0	12
	03	198	137	36	6	5	3	7	1	0	3
	04	428	278	104	15	3	10	3	2	0	13
	05	356	196	110	34	4	7	1	1	0	3
	06	334	156	114	30	6	10	3	5	1	9
	07	315	160	101	34	4	8	3	1	0	4
	08	352	179	120	19	9	9	5	0	0	11
	09	281	184	72	14	3	1	0	0	0	7
	10	363	185	121	28	9	9	1	2	0	8
	11	317	206	78	11	10	2	0	0	1	9
	12	333	162	117	24	2	14	7	1	0	6
	13	635	407	154	39	9	7	7	2	0	10
	14	315	184	91	17	4	7	5	1	0	6
	15	489	299	133	26	10	8	5	1	0	7



UNITED STATES SENATOR  
DETAIL

LEGISLATIVE DISTRICT OR TOWN	ELECTION DISTRICT	TOTAL VOTES	KIRSTEN E GILLIBRAND	CHELE CHIAVACCI FARLEY	CHELE CHIAVACCI FARLEY	KIRSTEN E GILLIBRAND	KIRSTEN E GILLIBRAND	KIRSTEN E GILLIBRAND	CHELE CHIAVACCI FARLEY	SCATTER	BLANK AND VOID
			DEM	REP	CON	WOR	IND	WEP	REF		
Henrietta											
	16	248	140	70	15	6	5	4	0	1	7
	17	409	217	122	31	11	13	4	0	1	10
	18	456	253	137	33	0	10	7	3	0	13
	19	325	165	113	18	12	3	4	3	0	7
	20	596	336	182	34	9	15	5	0	1	14
	21	276	148	81	27	7	6	4	1	0	2
	22	554	315	163	40	8	8	5	1	0	14
	23	355	203	99	19	9	10	2	2	1	10
	24	422	255	108	21	9	7	4	1	0	17
	25	336	164	105	32	5	5	6	4	0	15
	26	728	361	262	57	8	18	6	2	0	14
	27	595	328	184	42	4	14	5	2	0	16
	28	462	227	163	44	4	8	5	3	0	8
	29	1,214	723	350	70	21	17	7	2	0	24
	30	836	524	202	54	15	21	3	4	0	13
	31	230	149	46	20	1	5	3	1	0	5
	32	572	365	147	30	2	19	2	1	0	6
	33	262	133	93	15	10	4	1	1	0	5
	34	234	138	66	11	5	4	1	0	0	9
	35	508	247	185	38	6	13	6	3	2	8
Henrietta		15,142	8,533	4,497	1,001	252	316	144	53	8	338
Irondequoit											
	01	529	328	136	23	12	12	5	3	0	10
	02	271	153	74	24	6	5	3	1	0	5
	03	410	217	130	20	10	18	5	1	0	9
	04	180	89	60	10	4	10	4	0	0	3
	05	338	209	83	13	7	9	6	4	0	7
	06	567	343	135	32	20	15	10	3	0	9
	07	480	287	128	31	8	16	4	0	0	6
	08	377	195	120	24	8	12	4	2	1	11
	09	341	177	114	19	4	9	1	1	0	16
	10	349	190	98	34	0	11	3	2	1	10

UNITED STATES SENATOR  
DETAIL

LEGISLATIVE DISTRICT OR TOWN	ELECTION DISTRICT	TOTAL VOTES	KIRSTEN E GILLIBRAND	CHELE CHIAVACCI FARLEY	CHELE CHIAVACCI FARLEY	KIRSTEN E GILLIBRAND	KIRSTEN E GILLIBRAND	KIRSTEN E GILLIBRAND	CHELE CHIAVACCI FARLEY	SCATTER	BLANK AND VOID
			DEM	REP	CON	WOR	IND	WEP	REF		
Irondequoit											
	11	203	110	60	13	3	4	3	1	0	9
	12	319	204	56	18	15	7	6	1	0	12
	13	470	318	98	18	12	13	4	1	0	6
	14	480	253	146	43	8	13	5	2	0	10
	15	447	240	144	25	3	13	7	1	0	14
	16	605	348	178	30	13	16	5	2	0	13
	17	239	146	53	14	8	5	3	3	0	7
	18	369	211	107	20	4	8	9	4	0	6
	19	452	320	68	21	9	13	7	0	0	14
	20	333	186	97	19	6	9	5	1	0	10
	21	369	243	74	27	6	8	3	4	0	4
	22	391	226	110	25	10	7	5	5	0	3
	23	338	222	76	13	6	8	5	1	0	7
	24	324	192	72	33	8	7	6	0	0	6
	25	348	190	105	23	6	10	2	2	0	10
	26	250	162	57	10	6	3	0	1	0	11
	27	241	128	80	13	4	5	3	1	0	7
	28	295	133	115	20	5	4	3	2	0	13
	29	296	170	85	13	6	3	5	2	0	12
	30	325	183	102	17	7	5	3	2	1	5
	31	473	294	120	20	8	17	9	1	0	4
	32	375	244	83	20	10	9	4	1	0	4
	33	259	135	80	26	6	4	3	1	0	4
	34	521	268	191	29	6	9	2	1	0	15
	35	266	157	55	13	11	11	13	1	0	5
	36	218	135	41	11	9	6	5	0	0	11
	37	264	134	92	11	5	5	2	2	0	13
	38	204	121	55	6	9	2	2	1	0	8
	39	89	49	33	1	1	1	0	1	0	3
	40	198	118	50	18	3	8	0	1	0	0
	41	341	209	76	24	3	9	3	2	0	15
	42	370	190	127	22	9	7	4	1	0	10

UNITED STATES SENATOR  
DETAIL

LEGISLATIVE DISTRICT OR TOWN	ELECTION DISTRICT	TOTAL VOTES	KIRSTEN E GILLIBRAND	CHELE CHIAVACCI FARLEY	CHELE CHIAVACCI FARLEY	KIRSTEN E GILLIBRAND	KIRSTEN E GILLIBRAND	KIRSTEN E GILLIBRAND	CHELE CHIAVACCI FARLEY	SCATTER	BLANK AND VOID
			DEM	REP	CON	WOR	IND	WEP	REF		
Irondequoit											
	43	306	184	71	21	8	3	6	1	0	12
	44	602	309	206	31	14	17	6	2	0	17
	45	252	147	64	17	5	4	3	3	0	9
	46	330	176	110	13	9	8	1	1	0	12
	47	135	80	44	4	3	2	2	0	0	0
	48	326	180	98	20	6	12	2	2	0	6
	49	461	244	153	27	6	14	5	3	0	9
	50	262	161	64	13	5	6	3	0	0	10
	51	424	234	117	28	8	17	7	1	0	12
	52	410	257	96	11	10	12	1	3	0	20
	53	312	175	89	9	5	8	5	2	0	19
	54	110	63	34	5	1	1	1	1	0	4
	55	402	264	76	23	11	8	9	0	2	9
	56	274	176	74	5	5	6	1	2	0	5
	57	485	284	136	22	8	9	3	1	0	22
	58	404	229	100	32	9	9	5	2	0	18
	59	309	171	90	17	6	9	6	2	0	8
	60	327	169	100	25	6	15	2	1	0	9
	61	449	254	125	30	6	17	2	3	2	10
	62	362	206	101	25	8	13	3	1	0	5
	63	300	169	85	19	8	5	5	1	0	8
	64	137	107	15	1	5	2	1	0	0	6
	65	259	166	55	13	3	11	2	0	0	9
	66	179	141	26	2	1	2	0	0	0	7
	67	255	141	79	7	6	6	3	1	0	12
	68	294	176	82	12	7	5	0	0	0	12
Irondequoit		22,880	13,290	6,254	1,278	473	587	265	99	7	627
Mendon											
	01	641	324	219	57	5	20	8	2	0	6
	02	569	336	144	43	10	19	4	3	0	10
	03	630	300	226	64	10	11	3	4	0	12
	04	458	239	141	26	17	15	4	2	0	14

UNITED STATES SENATOR  
DETAIL

LEGISLATIVE DISTRICT OR TOWN	ELECTION DISTRICT	TOTAL VOTES	KIRSTEN E GILLIBRAND DEM	CHELE CHIAVACCI FARLEY REP	CHELE CHIAVACCI FARLEY CON	KIRSTEN E GILLIBRAND WOR	KIRSTEN E GILLIBRAND IND	KIRSTEN E GILLIBRAND WEP	CHELE CHIAVACCI FARLEY REF	SCATTER	BLANK AND VOID
Mendon	05	592	273	218	59	4	17	10	5	0	6
	06	601	277	223	60	13	12	2	3	0	11
	07	647	278	276	54	7	12	4	5	1	10
	08	247	133	81	17	5	5	4	1	0	1
	09	485	236	175	42	12	7	4	4	0	5
Mendon		4,870	2,396	1,703	422	83	118	43	29	1	75
Ogden	01	387	179	134	44	8	9	2	0	0	11
	02	403	172	159	43	8	10	5	3	0	3
	03	616	247	284	45	8	10	6	3	0	13
	04	371	141	162	44	2	6	6	1	0	9
	05	374	144	164	28	7	12	2	2	0	15
	06	496	230	199	43	3	5	5	3	0	8
	07	272	89	125	35	6	4	3	5	0	5
	08	470	187	205	38	10	8	2	4	0	16
	09	380	171	137	33	4	7	6	2	0	20
	10	410	164	169	43	10	7	6	4	0	7
	11	447	161	193	57	3	12	3	4	0	14
	12	516	172	252	48	9	10	3	1	0	21
	13	417	183	161	38	7	9	3	3	0	13
	14	351	133	166	33	5	5	1	1	0	7
	15	533	215	237	51	3	5	4	0	0	18
	16	261	68	144	34	3	3	2	1	0	6
	17	374	144	177	24	8	5	5	3	0	8
	18	554	257	207	46	13	15	2	2	0	12
	19	475	203	201	49	2	5	3	0	0	12
	20	489	172	204	69	9	11	4	2	0	18
Ogden		8,596	3,432	3,680	845	128	158	73	44	0	236
Parma	01	481	173	219	56	2	15	1	3	0	12
	02	529	212	227	53	9	11	2	4	0	11
	03	414	149	185	42	9	5	3	2	0	19

UNITED STATES SENATOR  
DETAIL

LEGISLATIVE DISTRICT OR TOWN	ELECTION DISTRICT	TOTAL VOTES	KIRSTEN E GILLIBRAND	CHELE CHIAVACCI FARLEY	CHELE CHIAVACCI FARLEY	KIRSTEN E GILLIBRAND	KIRSTEN E GILLIBRAND	KIRSTEN E GILLIBRAND	CHELE CHIAVACCI FARLEY	SCATTER	BLANK AND VOID
			DEM	REP	CON	WOR	IND	WEP	REF		
Parma											
	04	405	114	214	48	8	4	3	1	0	13
	05	307	92	166	32	3	5	2	1	0	6
	06	204	61	103	25	3	2	2	1	0	7
	07	404	134	190	50	5	10	1	2	0	12
	08	559	212	250	48	6	15	4	2	0	22
	09	456	139	231	60	6	8	5	1	0	6
	10	437	128	206	72	4	8	2	1	0	16
	11	490	189	217	56	2	11	2	3	0	10
	12	494	204	223	28	6	14	2	2	0	15
	13	741	224	389	67	6	15	7	5	0	28
	14	356	153	140	30	5	7	4	3	0	14
	15	495	158	232	50	16	9	2	2	0	26
Parma		6,772	2,342	3,192	717	90	139	42	33	0	217
Penfield											
	01	206	112	69	17	2	3	0	1	0	2
	02	413	245	110	31	5	6	5	2	0	9
	03	390	177	159	28	3	10	3	2	0	8
	04	566	231	229	63	2	22	4	3	0	12
	05	460	235	148	33	12	9	11	4	0	8
	06	349	164	140	22	4	5	3	3	0	8
	07	399	221	106	34	5	13	5	1	0	14
	08	276	118	110	15	7	6	5	3	1	11
	09	512	343	111	29	7	8	5	2	0	7
	10	317	182	91	22	6	9	1	0	0	6
	11	274	154	86	8	3	10	6	1	0	6
	12	430	240	134	26	14	2	8	1	0	5
	13	607	328	189	37	10	13	7	3	0	20
	14	525	191	226	61	9	15	6	0	0	17
	15	637	340	222	34	6	18	3	1	0	13
	16	194	98	59	12	6	8	3	1	0	7
	17	447	233	139	30	7	16	5	5	0	12
	18	324	174	114	13	5	9	1	3	0	5

UNITED STATES SENATOR  
DETAIL

LEGISLATIVE DISTRICT OR TOWN	ELECTION DISTRICT	TOTAL VOTES	KIRSTEN E GILLIBRAND	CHELE CHIAVACCI FARLEY	CHELE CHIAVACCI FARLEY	KIRSTEN E GILLIBRAND	KIRSTEN E GILLIBRAND	KIRSTEN E GILLIBRAND	CHELE CHIAVACCI FARLEY	SCATTER	BLANK AND VOID
			DEM	REP	CON	WOR	IND	WEP	REF		
Penfield											
	19	632	352	197	35	13	20	5	0	0	10
	20	480	237	158	44	4	12	3	4	0	18
	21	488	294	127	26	10	15	3	3	0	10
	22	438	255	114	33	7	18	4	0	1	6
	23	561	306	184	36	7	16	4	0	1	7
	24	560	273	199	45	5	18	8	2	0	10
	25	356	167	138	31	4	3	4	1	0	8
	26	261	125	94	17	3	7	6	3	0	6
	27	461	251	145	37	6	12	5	0	0	5
	28	350	187	99	31	9	8	4	2	0	10
	29	549	321	161	27	9	11	8	2	0	10
	30	774	383	283	65	7	11	7	3	0	15
	31	253	142	79	13	2	5	2	0	0	10
	32	294	185	84	9	4	2	2	1	0	7
	33	382	196	113	35	8	14	3	4	0	9
	34	403	197	143	30	5	9	2	3	0	14
	35	637	364	196	33	2	21	5	1	0	15
	36	437	257	121	22	12	11	8	1	0	5
	37	765	357	310	46	8	12	3	11	0	18
	38	294	133	125	18	4	6	1	0	0	7
	39	327	160	123	23	7	6	5	0	0	3
	40	566	289	209	32	5	11	6	0	0	14
	41	589	272	248	34	3	10	2	2	0	18
	42	400	177	157	30	2	15	5	2	0	12
		<u>18,583</u>	<u>9,666</u>	<u>6,249</u>	<u>1,267</u>	<u>259</u>	<u>455</u>	<u>186</u>	<u>81</u>	<u>3</u>	<u>417</u>
Penfield											
Perinton											
	01	697	358	243	55	4	20	2	2	0	13
	02	538	303	165	36	6	10	6	4	1	7
	03	361	190	126	22	2	11	2	0	0	8
	04	404	228	121	26	8	8	8	3	0	2
	05	247	147	65	14	2	6	5	2	0	6
	06	392	244	92	17	6	6	10	4	2	11

UNITED STATES SENATOR  
DETAIL

LEGISLATIVE DISTRICT OR TOWN	ELECTION DISTRICT	TOTAL VOTES	KIRSTEN E GILLIBRAND	CHELE CHIAVACCI FARLEY	CHELE CHIAVACCI FARLEY	KIRSTEN E GILLIBRAND	KIRSTEN E GILLIBRAND	KIRSTEN E GILLIBRAND	CHELE CHIAVACCI FARLEY	SCATTER	BLANK AND VOID
			DEM	REP	CON	WOR	IND	WEP	REF		
Perinton											
	07	489	273	139	31	5	15	10	5	0	11
	08	422	232	133	30	6	8	1	4	0	8
	09	564	287	205	39	7	12	3	3	0	8
	10	506	297	134	33	8	15	8	2	1	8
	11	291	153	90	21	6	10	3	1	0	7
	12	410	237	126	27	5	7	4	1	0	3
	13	363	173	143	29	1	6	2	1	0	8
	14	436	238	131	29	6	9	7	2	0	14
	15	432	237	130	21	5	21	3	2	0	13
	16	324	186	104	18	5	6	3	0	0	2
	17	442	257	127	29	8	10	7	1	0	3
	18	431	243	136	33	4	7	1	2	0	5
	19	384	204	126	29	7	6	3	2	0	7
	20	393	199	144	23	3	13	5	0	0	6
	21	516	273	152	28	14	18	8	3	0	20
	22	306	151	106	20	10	6	6	1	0	6
	23	638	366	193	35	10	13	6	8	0	7
	24	691	357	249	37	10	10	7	1	0	20
	25	349	231	67	17	6	14	6	1	0	7
	26	446	236	152	30	6	6	3	1	0	12
	27	364	188	127	32	4	5	3	0	0	5
	28	338	176	115	23	6	5	6	3	0	4
	29	261	164	71	14	5	2	3	0	0	2
	30	429	236	137	24	6	13	4	1	0	8
	31	465	257	151	26	9	12	1	3	0	6
	32	361	211	100	23	7	8	4	2	0	6
	33	471	282	128	25	12	8	3	1	0	12
	34	562	284	210	40	2	13	1	2	0	10
	35	360	198	107	30	9	6	7	1	0	2
	36	270	160	76	11	3	6	4	1	0	9
	37	436	249	131	30	10	5	4	1	0	6
	38	610	338	181	35	9	17	8	5	0	17

UNITED STATES SENATOR  
DETAIL

LEGISLATIVE DISTRICT OR TOWN	ELECTION DISTRICT	TOTAL VOTES	KIRSTEN E GILLIBRAND	CHELE CHIAVACCI FARLEY	CHELE CHIAVACCI FARLEY	KIRSTEN E GILLIBRAND	KIRSTEN E GILLIBRAND	KIRSTEN E GILLIBRAND	CHELE CHIAVACCI FARLEY	SCATTER	BLANK AND VOID
			DEM	REP	CON	WOR	IND	WEP	REF		
Perinton											
	39	554	283	201	37	4	11	3	3	2	10
	40	323	170	107	21	11	6	1	3	0	4
	41	283	145	88	28	1	11	3	2	0	5
	42	428	237	141	22	6	8	4	2	1	7
	43	775	388	293	46	10	16	8	3	0	11
	44	368	201	113	27	4	6	4	4	0	9
	45	777	410	279	50	8	18	1	3	1	7
	46	249	144	68	15	8	3	3	0	0	8
	47	483	260	161	33	4	14	3	3	1	4
	48	329	193	98	20	7	5	3	0	0	3
	49	346	184	124	29	1	4	0	1	0	3
	50	149	96	28	4	4	6	4	1	0	6
	51	533	214	246	47	6	6	3	2	0	9
	52	493	299	154	22	5	5	4	0	0	4
	53	351	203	104	17	4	13	2	2	1	5
	54	777	381	306	43	8	10	8	2	0	19
	55	449	214	192	19	5	13	2	0	0	4
	56	692	355	247	52	4	18	4	4	1	7
Perinton		24,758	13,420	8,083	1,574	342	546	237	111	11	434
Pittsford											
	01	360	226	91	18	5	8	4	2	0	6
	02	378	263	67	18	7	13	6	2	0	2
	03	595	354	181	24	7	12	6	0	0	11
	04	533	327	164	19	4	9	2	2	0	6
	05	337	229	73	14	7	8	3	1	0	2
	06	305	217	56	4	12	4	1	2	0	9
	07	205	136	42	11	3	5	3	1	0	4
	08	400	219	143	26	1	3	2	1	0	5
	09	430	236	137	22	6	12	5	4	0	8
	10	592	307	215	33	7	14	10	2	0	4
	11	336	177	114	23	8	4	4	1	0	5
	12	462	266	155	19	3	9	3	1	0	6



UNITED STATES SENATOR  
DETAIL

LEGISLATIVE DISTRICT OR TOWN	ELECTION DISTRICT	TOTAL VOTES	KIRSTEN E GILLIBRAND	CHELE CHIAVACCI FARLEY	CHELE CHIAVACCI FARLEY	KIRSTEN E GILLIBRAND	KIRSTEN E GILLIBRAND	KIRSTEN E GILLIBRAND	CHELE CHIAVACCI FARLEY	SCATTER	BLANK AND VOID
			DEM	REP	CON	WOR	IND	WEP	REF		
Pittsford											
	13	296	176	79	22	7	4	2	0	1	5
	14	519	291	170	28	7	12	3	2	0	6
	15	330	195	85	9	11	11	11	0	0	8
	16	367	225	105	14	5	4	2	4	1	7
	17	535	355	119	25	6	14	8	1	1	6
	18	346	222	89	10	7	6	4	2	0	6
	19	256	122	90	32	2	2	0	1	0	7
	20	438	257	118	28	6	10	11	3	1	4
	21	437	283	105	25	6	7	3	1	0	7
	22	506	312	142	33	5	6	2	0	1	5
	23	371	187	126	28	8	13	1	0	0	8
	24	501	296	160	25	3	4	3	0	0	10
	25	530	314	157	36	5	6	4	2	0	6
	26	406	220	131	24	11	10	4	1	0	5
	27	387	246	100	22	8	6	3	0	0	2
	28	394	246	112	11	10	6	5	1	0	3
	29	411	218	146	19	3	11	3	1	0	10
	30	409	251	120	17	3	7	4	1	0	6
	31	497	296	154	20	7	11	1	2	0	6
	32	478	289	145	20	5	4	6	2	0	7
	33	689	393	223	34	9	13	2	2	0	13
	34	712	436	223	23	2	11	5	1	0	11
Pittsford		14,748	8,787	4,337	736	206	279	136	46	5	216
Riga											
	01	646	260	266	75	11	15	5	2	0	12
	02	491	178	220	62	11	8	3	2	0	7
	03	393	181	159	28	4	4	2	2	0	13
	04	421	120	219	38	4	17	4	5	0	14
	05	436	117	241	44	12	5	4	3	0	10
	06	388	103	196	64	4	9	2	2	0	8
Riga		2,775	959	1,301	311	46	58	20	16	0	64

UNITED STATES SENATOR  
DETAIL

LEGISLATIVE DISTRICT OR TOWN	ELECTION DISTRICT	TOTAL VOTES	KIRSTEN E GILLIBRAND	CHELE CHIAVACCI FARLEY	CHELE CHIAVACCI FARLEY	KIRSTEN E GILLIBRAND	KIRSTEN E GILLIBRAND	KIRSTEN E GILLIBRAND	CHELE CHIAVACCI FARLEY	SCATTER	BLANK AND VOID
			DEM	REP	CON	WOR	IND	WEP	REF		
Rush											
	01	537	240	204	52	10	14	9	2	0	6
	02	351	123	164	39	3	6	1	3	1	11
	03	512	270	160	44	9	9	3	3	0	14
	04	523	224	213	48	8	8	2	6	0	14
Rush		1,923	857	741	183	30	37	15	14	1	45
Sweden											
	01	415	209	150	27	6	8	2	1	0	12
	02	241	148	55	9	6	9	6	4	0	4
	03	458	237	139	40	14	7	9	0	1	11
	04	469	222	169	36	8	11	6	2	0	15
	05	109	75	25	4	1	2	1	1	0	0
	06	352	178	121	32	7	5	3	1	0	5
	07	366	179	132	36	3	9	2	2	0	3
	08	389	143	161	58	2	13	1	2	0	9
	09	368	189	128	24	6	6	2	2	0	11
	10	558	162	275	85	7	12	3	6	0	8
	11	140	78	42	10	4	2	1	1	0	2
	12	380	141	169	50	2	5	6	1	0	6
Sweden		4,245	1,961	1,566	411	66	89	42	23	1	86
Webster											
	01	411	215	124	40	7	10	2	2	0	11
	02	616	333	185	28	18	16	10	4	0	22
	03	526	266	184	42	5	10	4	2	0	13
	04	221	103	83	12	10	4	3	0	0	6
	05	449	215	170	32	12	8	2	4	0	6
	06	336	176	113	20	4	9	2	3	0	9
	07	465	219	171	37	9	12	3	2	0	12
	08	398	189	146	33	6	8	4	1	0	11
	09	419	172	183	39	3	8	5	1	0	8
	10	938	430	376	64	15	19	8	10	0	16
	11	482	214	195	36	8	10	4	5	0	10
	12	560	243	242	40	2	18	5	0	1	9

UNITED STATES SENATOR  
DETAIL

LEGISLATIVE DISTRICT OR TOWN	ELECTION DISTRICT	TOTAL VOTES	KIRSTEN E GILLIBRAND DEM	CHELE CHIAVACCI FARLEY REP	CHELE CHIAVACCI FARLEY CON	KIRSTEN E GILLIBRAND WOR	KIRSTEN E GILLIBRAND IND	KIRSTEN E GILLIBRAND WEP	CHELE CHIAVACCI FARLEY REF	SCATTER	BLANK AND VOID
Webster	13	405	193	150	34	6	11	3	1	0	7
	14	388	205	127	24	4	5	7	3	0	13
	15	319	153	114	24	6	6	7	2	0	7
	16	574	303	197	36	11	10	4	2	0	11
	17	383	161	164	36	2	9	2	1	0	8
	18	307	153	115	17	8	6	1	3	0	4
	19	659	274	287	52	5	15	6	3	1	16
	20	644	265	273	55	9	13	2	6	0	21
	21	507	235	191	39	8	15	4	2	0	13
	22	454	212	167	46	7	3	3	4	0	12
	23	364	177	121	29	8	11	4	4	1	9
	24	1,101	508	423	95	11	18	10	7	1	28
	25	207	110	70	17	1	2	1	1	0	5
	26	443	245	126	37	7	8	2	1	0	17
	27	730	359	279	54	7	9	4	2	0	16
	28	431	203	165	37	4	9	1	1	0	11
	29	283	176	76	18	1	3	1	1	0	7
	30	287	164	86	14	4	8	4	1	0	6
	31	493	216	192	47	8	15	4	0	0	11
	32	591	240	260	55	8	10	3	1	0	14
	33	431	197	177	32	5	9	5	0	0	6
	34	238	110	99	17	3	4	1	2	0	2
	35	311	142	108	43	5	2	7	2	0	2
	36	372	187	143	31	1	4	0	2	0	4
	37	746	374	284	38	11	15	4	4	0	16
	38	468	248	161	29	2	13	6	5	0	4
	39	420	222	151	27	2	7	3	0	0	8
	40	930	487	334	47	13	20	3	3	0	23
	41	614	285	230	51	12	11	6	2	0	17
	42	490	213	195	45	4	14	7	2	0	10
	43	370	180	143	23	9	6	3	1	0	5
Webster		20,781	9,972	7,780	1,572	291	423	170	103	4	466

UNITED STATES SENATOR  
DETAIL

LEGISLATIVE DISTRICT OR TOWN	ELECTION DISTRICT	TOTAL VOTES	KIRSTEN E GILLIBRAND	CHELE CHIAVACCI FARLEY	CHELE CHIAVACCI FARLEY	KIRSTEN E GILLIBRAND	KIRSTEN E GILLIBRAND	KIRSTEN E GILLIBRAND	CHELE CHIAVACCI FARLEY	SCATTER	BLANK AND VOID
			DEM	REP	CON	WOR	IND	WEP	REF		
Wheatland	01	411	178	153	35	14	9	10	1	0	11
	02	415	138	195	40	9	9	6	4	0	14
	03	500	247	170	39	10	14	7	2	0	11
	04	422	216	147	31	4	4	6	7	0	7
	05	480	162	220	65	9	6	5	3	0	10
Wheatland		<u>2,228</u>	<u>941</u>	<u>885</u>	<u>210</u>	<u>46</u>	<u>42</u>	<u>34</u>	<u>17</u>	<u>0</u>	<u>53</u>
TOWNS		<u>234,955</u>	<u>120,415</u>	<u>79,745</u>	<u>16,835</u>	<u>3,961</u>	<u>5,063</u>	<u>2,243</u>	<u>1,019</u>	<u>80</u>	<u>5,594</u>
GRAND TOTAL:		<u><u>288,111</u></u>	<u><u>160,167</u></u>	<u><u>85,819</u></u>	<u><u>18,123</u></u>	<u><u>5,676</u></u>	<u><u>5,963</u></u>	<u><u>2,982</u></u>	<u><u>1,256</u></u>	<u><u>111</u></u>	<u><u>8,014</u></u>

STATE SUPREME COURT  
7TH JUDICIAL DISTRICT  
(VOTE FOR 2)  
SUMMARY 1 OF 2

LEGISLATIVE DISTRICT OR TOWN	TOTAL VOTES	CHRISTOPHER S CIACCIO	PATRICIA E GALLAHER	ANN MARIE TADDEO	VICKI ARGENTO	ANN MARIE TADDEO	VICKI ARGENTO
		DEM	DEM	REP	REP	CON	CON
Leg. Dist. 07	1,420	313	323	262	237	47	52
Leg. Dist. 16	24	9	8	3	3	0	0
Leg. Dist. 21	14,042	4,610	4,907	1,069	951	238	230
Leg. Dist. 22	8,490	3,076	3,275	349	300	63	56
Leg. Dist. 23	17,636	5,829	5,865	1,721	1,513	285	282
Leg. Dist. 24	10,864	3,698	3,869	821	720	132	134
Leg. Dist. 25	11,554	4,069	4,332	522	455	92	85
Leg. Dist. 26	9,068	2,330	2,403	1,368	1,246	270	258
Leg. Dist. 27	14,518	5,005	5,442	749	653	173	145
Leg. Dist. 28	7,932	2,462	2,590	706	648	141	131
Leg. Dist. 29	10,468	3,377	3,601	804	700	153	148
CITY	106,016	34,778	36,615	8,374	7,426	1,594	1,521
Brighton	33,216	10,550	10,500	4,085	3,673	626	625
Chili	24,834	4,653	4,744	5,412	5,168	1,210	1,214
Clarkson	5,528	807	802	1,434	1,336	331	327
East Rochester	4,692	991	877	833	1,089	145	172
Gates	21,994	4,449	4,441	4,682	4,506	832	799
Greece	76,052	13,851	13,610	17,443	16,481	3,408	3,374
Hamlin	6,746	877	887	1,859	1,733	356	355
Henrietta	30,250	7,172	7,373	5,567	5,125	1,067	1,049
Irondequoit	45,702	11,332	11,250	8,067	7,371	1,435	1,415
Mendon	9,728	2,120	2,029	1,951	1,867	445	449
Ogden	17,176	2,673	2,674	4,336	4,143	917	908
Parma	13,532	1,772	1,781	3,643	3,530	754	733
Penfield	37,124	8,076	7,826	7,749	7,308	1,365	1,387
Perinton	49,444	11,200	10,852	9,972	9,677	1,711	1,724
Pittsford	29,430	8,084	7,386	5,098	4,918	757	772
Riga	5,550	722	712	1,503	1,462	328	318
Rush	3,842	691	708	908	818	189	187
Sweden	8,460	1,639	1,657	1,812	1,692	425	435
Webster	41,532	8,126	7,978	9,368	8,904	1,715	1,709
Wheatland	4,452	738	767	1,033	953	232	219
TOWNS	469,284	100,523	98,854	96,755	91,754	18,248	18,171
GRAND TOTAL:	575,300	135,301	135,469	105,129	99,180	19,842	19,692

STATE SUPREME COURT JUSTICE  
7TH JUDICIAL DISTRICT  
(VOTE FOR 2)  
SUMMARY 2 OF 2

LEGISLATIVE DISTRICT OR TOWN	TOTAL VOTES	CHRISTOPHER S CIACCIO WOR	VICKI ARGENTO WOR	ANN MARIE TADDEO IND	VICKI ARGENTO IND	SCATTER	BLANK AND VOID
Leg. Dist. 07	1,420	35	24	18	11	0	98
Leg. Dist. 16	24	0	0	0	0	0	1
Leg. Dist. 21	14,042	334	196	177	114	14	1,202
Leg. Dist. 22	8,490	62	53	45	35	0	1,176
Leg. Dist. 23	17,636	438	268	240	181	11	1,003
Leg. Dist. 24	10,864	374	224	134	97	3	658
Leg. Dist. 25	11,554	231	151	83	61	5	1,468
Leg. Dist. 26	9,068	136	98	138	91	5	725
Leg. Dist. 27	14,518	220	174	121	81	12	1,743
Leg. Dist. 28	7,932	101	99	81	61	0	912
Leg. Dist. 29	10,468	134	91	77	55	8	1,320
<b>CITY</b>	<b>106,016</b>	<b>2,065</b>	<b>1,378</b>	<b>1,114</b>	<b>787</b>	<b>58</b>	<b>10,306</b>
Brighton	33,216	596	312	399	286	13	1,551
Chili	24,834	271	175	355	290	3	1,339
Clarkson	5,528	54	36	75	53	0	273
East Rochester	4,692	71	60	64	69	2	319
Gates	21,994	225	185	285	204	4	1,382
Greece	76,052	769	566	1,015	802	19	4,714
Hamlin	6,746	98	53	120	92	11	305
Henrietta	30,250	363	231	377	278	12	1,636
Irondequoit	45,702	657	399	714	530	9	2,523
Mendon	9,728	117	69	112	88	0	481
Ogden	17,176	174	112	216	174	1	848
Parma	13,532	128	75	179	141	0	796
Penfield	37,124	367	256	527	441	11	1,811
Perinton	49,444	533	334	631	534	13	2,263
Pittsford	29,430	324	193	310	256	8	1,324
Riga	5,550	62	39	67	57	0	280
Rush	3,842	48	27	51	40	0	175
Sweden	8,460	100	57	113	92	0	438
Webster	41,532	402	282	520	457	12	2,059
Wheatland	4,452	72	34	71	51	1	281
<b>TOWNS</b>	<b>469,284</b>	<b>5,431</b>	<b>3,495</b>	<b>6,201</b>	<b>4,935</b>	<b>119</b>	<b>24,798</b>
<b>GRAND TOTAL:</b>	<b>575,300</b>	<b>7,496</b>	<b>4,873</b>	<b>7,315</b>	<b>5,722</b>	<b>177</b>	<b>35,104</b>

STATE SUPREME COURT  
7TH JUDICIAL DISTRICT  
(VOTE FOR 2)  
DETAIL 1 OF 2

LEGISLATIVE DISTRICT OR TOWN	ELECTION DISTRICT	TOTAL VOTES	CHRISTOPHER S CIACCIO	PATRICIA E GALLAHER	ANN MARIE TADDEO	VICKI ARGENTO	ANN MARIE TADDEO	VICKI ARGENTO
			DEM	DEM	REP	REP	CON	CON
Leg. Dist. 07	01	876	179	186	184	172	25	30
	02	544	134	137	78	65	22	22
Leg. Dist. 07		1,420	313	323	262	237	47	52
Leg. Dist. 16	01	24	9	8	3	3	0	0
Leg. Dist. 16		24	9	8	3	3	0	0
Leg. Dist. 21	01	616	181	196	68	53	14	16
	02	564	176	186	52	51	14	15
	03	328	100	107	34	32	8	8
	04	348	107	122	23	22	1	2
	05	394	129	145	28	22	5	5
	06	662	223	249	35	30	11	11
	07	926	297	305	90	78	13	14
	08	284	100	111	17	14	5	5
	09	850	285	302	77	75	11	12
	10	904	298	305	97	76	13	14
	11	480	160	178	27	24	6	6
	12	1,252	397	412	104	108	24	26
	13	424	148	169	19	8	4	5
	14	318	108	117	20	19	9	8
	15	744	235	251	57	50	19	14
	16	234	70	75	17	20	6	4
	17/26	750	249	272	46	35	11	10
	18	400	150	146	16	17	7	5
	19	256	89	97	7	10	3	4
	20	354	124	132	22	22	6	6
	21	444	156	167	29	27	6	2
	22	504	172	177	28	22	2	2
	23	466	160	162	30	26	9	7
	24	846	249	257	95	84	24	24
	25	406	145	155	16	12	4	4
	27	288	102	112	15	14	3	1
Leg. Dist. 21		14,042	4,610	4,907	1,069	951	238	230
Leg. Dist. 22	01	574	206	215	33	27	2	2
	02/13	308	112	118	5	4	1	2
	03	330	89	97	10	11	4	1
	04	210	80	83	6	4	2	1
	05	274	102	116	6	2	1	0
	06	374	146	153	6	6	3	2
	07	186	62	70	1	1	0	1
	08	380	139	145	22	16	1	1
	09	218	84	91	5	5	1	0
	10	268	110	115	4	4	0	0
	11	512	175	201	23	13	1	3
	12	246	93	95	7	7	1	1
	14	320	121	124	16	18	1	3
	15	360	133	140	8	6	3	6

STATE SUPREME COURT  
7TH JUDICIAL DISTRICT  
(VOTE FOR 2)  
DETAIL 1 OF 2

LEGISLATIVE DISTRICT OR TOWN	ELECTION DISTRICT	TOTAL VOTES	CHRISTOPHER S CIACCIO	PATRICIA E GALLAHER	ANN MARIE TADDEO	VICKI ARGENTO	ANN MARIE TADDEO	VICKI ARGENTO
			DEM	DEM	REP	REP	CON	CON
Leg. Dist. 22								
	16	130	54	51	5	6	0	1
	17	156	51	60	4	2	1	1
	18	216	79	84	7	2	2	0
	19	202	79	76	5	6	1	0
	20	394	147	165	6	8	2	2
	21	214	72	82	8	11	1	0
	22	408	157	169	8	7	5	4
	23	224	89	99	6	3	1	0
	24	150	55	63	8	9	1	2
	25	904	295	311	79	76	18	14
	26/25-19	530	196	193	49	38	5	6
	27	402	150	159	12	8	5	3
Leg. Dist. 22		8,490	3,076	3,275	349	300	63	56
Leg. Dist. 23								
	01	336	107	119	45	36	2	4
	02	602	201	213	43	37	8	8
	03	432	136	156	37	31	4	5
	04	842	296	299	71	63	17	16
	05	402	150	156	26	23	7	7
	06	366	122	125	33	31	6	6
	07	710	248	260	50	52	11	8
	08	688	251	254	53	51	8	7
	09	460	162	156	35	39	10	9
	10	540	192	187	44	40	8	6
	11	624	218	226	54	44	4	5
	12	748	250	239	82	63	14	15
	13	638	208	208	72	65	8	7
	14	624	225	225	51	49	5	6
	15	480	176	169	42	38	7	8
	16	306	99	101	28	23	10	9
	17	840	260	253	76	73	14	14
	18	1,240	371	363	146	135	28	26
	19	650	183	184	95	77	12	12
	20	726	244	240	69	47	12	15
	21	592	202	194	62	59	7	6
	22	544	177	177	67	58	7	6
	23	390	141	150	22	24	2	0
	24	600	174	172	78	64	6	8
	25	904	275	261	107	97	20	21
	26	1,006	308	314	121	94	24	25
	27	492	150	142	65	52	15	13
	28	758	272	290	36	42	8	8
	29	96	31	32	11	6	1	2
Leg. Dist. 23		17,636	5,829	5,865	1,721	1,513	285	282
Leg. Dist. 24								
	01	786	274	275	54	41	12	10
	02/22	620	223	232	44	38	11	8
	03/23	604	209	219	40	35	8	7
	04	888	310	337	55	49	8	7



STATE SUPREME COURT  
7TH JUDICIAL DISTRICT  
(VOTE FOR 2)  
DETAIL 1 OF 2

LEGISLATIVE DISTRICT OR TOWN	ELECTION DISTRICT	TOTAL VOTES	CHRISTOPHER S CIACCIO	PATRICIA E GALLAHER	ANN MARIE TADDEO	VICKI ARGENTO	ANN MARIE TADDEO	VICKI ARGENTO
			DEM	DEM	REP	REP	CON	CON
Leg. Dist. 24								
	05/24	668	227	230	59	48	10	8
	06	502	170	174	42	34	3	7
	07/19	464	146	158	44	32	6	9
	08	538	184	190	46	46	11	10
	09	416	126	141	44	39	8	9
	10	846	292	309	43	39	8	9
	11/12	396	128	140	36	29	5	8
	13	726	253	271	43	37	6	6
	14/21	928	310	333	68	65	7	6
	15	746	244	250	54	45	10	9
	16	736	253	256	60	58	9	10
	17	168	46	45	29	25	0	2
	18	690	249	251	56	56	7	6
	20	142	54	58	4	4	3	3
		<u>10,864</u>	<u>3,698</u>	<u>3,869</u>	<u>821</u>	<u>720</u>	<u>132</u>	<u>134</u>
Leg. Dist. 24								
Leg. Dist. 25								
	01	792	276	286	73	61	8	11
	02	484	167	180	13	12	4	2
	03	622	223	236	22	17	7	5
	04/24	382	118	131	25	21	2	3
	05	476	173	194	11	6	1	3
	06	500	183	196	21	17	4	5
	07	578	209	226	12	7	0	3
	08	536	204	207	11	9	6	2
	09	214	76	84	1	0	1	0
	10	584	197	223	23	21	2	2
	11	248	94	102	4	4	1	2
	12/28	628	218	234	29	35	5	4
	13	438	166	176	8	8	1	1
	14	342	118	133	15	15	8	7
	15	372	134	143	14	7	2	1
	16	348	118	119	17	13	4	4
	17	304	106	115	4	2	3	2
	18	604	202	214	28	22	3	4
	20	268	94	90	26	30	4	4
	21/28-19	378	138	143	16	11	3	1
	22	450	162	163	22	18	4	5
	23	208	86	89	9	9	0	0
	25	1,026	349	368	69	66	11	10
	26/27	272	84	95	19	17	2	0
	29/30	500	174	185	30	27	6	4
		<u>11,554</u>	<u>4,069</u>	<u>4,332</u>	<u>522</u>	<u>455</u>	<u>92</u>	<u>85</u>
Leg. Dist. 25								
Leg. Dist. 26								
	01	980	232	230	167	148	37	38
	02	436	109	118	78	65	13	12
	03	284	71	79	43	36	4	3
	04	472	99	102	88	81	24	19
	05	456	120	130	68	61	16	12
	06	432	136	141	36	38	4	5

STATE SUPREME COURT  
7TH JUDICIAL DISTRICT  
(VOTE FOR 2)  
DETAIL 1 OF 2

LEGISLATIVE DISTRICT OR TOWN	ELECTION DISTRICT	TOTAL VOTES	CHRISTOPHER S CIACCIO	PATRICIA E GALLAHER	ANN MARIE TADDEO	VICKI ARGENTO	ANN MARIE TADDEO	VICKI ARGENTO
			DEM	DEM	REP	REP	CON	CON
Leg. Dist. 26								
	07	464	120	125	66	61	14	14
	08	548	177	185	48	47	6	7
	09	514	139	155	55	52	16	15
	10	572	174	179	52	51	13	11
	11	536	138	139	80	85	16	13
	12	562	124	118	114	105	18	21
	13	604	136	134	114	102	23	23
	14	688	161	168	111	91	31	31
	15	518	172	171	50	48	7	9
	16	542	127	131	102	91	16	16
	17	460	95	98	96	84	12	9
Leg. Dist. 26		9,068	2,330	2,403	1,368	1,246	270	258
Leg. Dist. 27								
	01	706	242	253	44	46	18	19
	02	696	249	263	39	31	12	12
	03	568	185	204	42	37	11	10
	04	706	239	265	35	34	13	8
	05	676	238	265	24	22	2	2
	06	568	202	225	22	17	8	4
	07	604	205	227	41	33	3	3
	08	992	326	374	40	32	7	2
	09	690	249	281	24	18	3	3
	10	638	221	235	40	41	9	6
	11	766	275	305	29	26	5	5
	12	540	180	201	29	21	7	7
	13	658	249	268	18	9	6	5
	14	496	179	194	23	16	2	3
	15	582	207	233	17	14	2	2
	16	614	228	236	25	21	8	4
	17	688	248	273	30	21	2	3
	18	498	140	138	64	51	15	13
	19	688	249	269	21	15	5	5
	20	358	133	145	5	5	4	3
	21	334	120	128	12	8	5	5
	22	444	126	127	51	57	8	5
	23	414	151	158	10	12	1	1
	25	244	69	68	23	30	11	7
	26	350	95	107	41	36	6	8
Leg. Dist. 27		14,518	5,005	5,442	749	653	173	145
Leg. Dist. 28								
	01	456	149	158	34	36	8	6
	02	278	89	98	22	21	9	10
	03	298	99	109	22	12	6	4
	04	304	77	75	32	27	5	6
	05	266	71	79	30	31	9	7
	06	652	206	213	71	62	13	14
	07	764	244	240	80	77	16	14
	08	354	94	114	20	13	2	2
	09	484	151	153	49	44	7	8

STATE SUPREME COURT  
7TH JUDICIAL DISTRICT  
(VOTE FOR 2)  
DETAIL 1 OF 2

LEGISLATIVE DISTRICT OR TOWN	ELECTION DISTRICT	TOTAL VOTES	CHRISTOPHER S CIACCIO	PATRICIA E GALLAHER	ANN MARIE TADDEO	VICKI ARGENTO	ANN MARIE TADDEO	VICKI ARGENTO
			DEM	DEM	REP	REP	CON	CON
Leg. Dist. 28								
	10	164	51	55	11	11	2	3
	11	298	90	96	16	17	6	6
	12	272	84	96	18	17	3	1
	13	474	145	150	46	38	4	4
	14	402	127	142	30	30	10	8
	15	148	46	46	16	13	3	1
	16	408	131	137	36	31	6	4
	17	44	15	14	6	5	1	1
	18	444	157	163	27	34	5	8
	20	592	179	183	60	55	15	15
	21	564	169	174	61	58	9	8
	22	266	88	95	19	16	2	1
Leg. Dist. 28		7,932	2,462	2,590	706	648	141	131
Leg. Dist. 29								
	01	66	26	27	5	4	0	0
	02	134	40	47	7	6	2	3
	03	18	8	7	0	0	0	0
	04	580	170	188	60	55	9	12
	05	530	163	187	47	34	10	7
	06	334	107	115	30	27	1	1
	07	410	119	130	47	43	7	8
	08	126	39	44	10	8	3	1
	09	786	255	269	66	53	14	11
	10	586	200	222	34	30	7	9
	11	434	125	132	50	39	9	13
	12	546	176	189	44	37	7	7
	13	302	106	117	6	10	2	0
	14	188	67	67	10	8	2	2
	15	452	168	170	24	22	2	3
	16	198	70	69	8	7	3	0
	17	370	99	105	39	37	14	12
	18	536	143	150	65	64	20	17
	19	282	99	103	14	13	3	3
	20	660	230	237	36	31	4	4
	21	604	177	196	55	51	10	12
	22	284	101	104	10	7	2	3
	23	470	168	166	33	31	0	0
	24	656	226	244	44	36	8	8
	25/28	694	212	234	52	39	13	10
	26	222	83	82	8	8	1	2
Leg. Dist. 29		10,468	3,377	3,601	804	700	153	148
CITY		106,016	34,778	36,615	8,374	7,426	1,594	1,521
Brighton								
	01	920	322	326	67	71	13	18
	02	526	126	131	93	88	16	16
	03	752	194	200	133	127	12	12
	04	810	271	269	82	81	15	13
	05	804	270	287	69	56	12	13

STATE SUPREME COURT  
7TH JUDICIAL DISTRICT  
(VOTE FOR 2)  
DETAIL 1 OF 2

LEGISLATIVE DISTRICT OR TOWN	ELECTION DISTRICT	TOTAL VOTES	CHRISTOPHER S CIACCIO	PATRICIA E GALLAHER	ANN MARIE TADDEO	VICKI ARGENTO	ANN MARIE TADDEO	VICKI ARGENTO
			DEM	DEM	REP	REP	CON	CON
Brighton	06	1,088	338	347	137	131	24	17
	07	664	184	188	84	75	14	13
	08	806	222	189	156	160	10	12
	09	710	229	222	75	70	16	19
	10	920	302	304	112	97	19	19
	11	916	275	287	109	98	22	22
	12	1,030	349	348	104	89	26	21
	13	532	171	157	65	64	3	4
	14	592	197	208	48	41	6	8
	15	666	221	217	81	73	20	16
	16	522	119	106	110	103	23	21
	17	458	159	155	50	42	4	6
	18	772	249	259	87	85	15	13
	19	508	168	175	55	46	14	12
	20	542	172	175	55	58	12	11
	21	704	226	223	90	82	8	12
	22	792	260	253	106	87	17	19
	23	624	214	207	58	67	15	12
	24	868	238	234	138	119	18	18
	25	592	179	188	67	61	11	10
	26	552	146	145	91	78	14	16
	27	572	190	185	75	59	11	13
	28	1,008	339	319	118	110	11	14
	29	564	160	164	87	74	9	9
	30	1,350	435	435	184	138	12	15
	31	686	227	236	84	62	10	7
	32	846	275	271	98	87	16	18
	33	874	282	266	118	111	14	15
	34	760	236	237	92	81	19	16
	35	626	221	209	59	52	10	10
	36	640	223	229	49	45	12	15
	37	612	217	213	59	53	11	11
	38	792	261	254	93	85	22	19
	39	664	208	204	87	71	17	14
	40	1,208	422	417	135	120	19	16
	41	984	320	332	118	101	10	12
	42	268	88	82	35	21	10	9
	43	784	247	244	97	95	12	12
	44	308	86	89	45	41	6	6
	45	564	162	166	88	77	8	11
	46	436	150	148	42	41	8	10
Brighton		33,216	10,550	10,500	4,085	3,673	626	625
Chili	01	594	109	123	123	117	27	33
	02	924	111	115	245	245	52	53
	03	840	156	163	169	161	48	44
	04	558	88	86	133	133	30	33
	05	680	138	140	139	130	32	36
	06	728	111	123	165	155	43	42

STATE SUPREME COURT  
7TH JUDICIAL DISTRICT  
(VOTE FOR 2)  
DETAIL 1 OF 2

LEGISLATIVE DISTRICT OR TOWN	ELECTION DISTRICT	TOTAL VOTES	CHRISTOPHER S CIACCIO	PATRICIA E GALLAHER	ANN MARIE TADDEO	VICKI ARGENTO	ANN MARIE TADDEO	VICKI ARGENTO
			DEM	DEM	REP	REP	CON	CON
Chili								
	07	462	105	106	89	87	20	17
	08	770	107	121	197	189	39	40
	09	694	140	137	150	137	34	32
	10	482	72	76	115	107	34	34
	11	782	123	131	191	177	36	32
	12	708	142	140	151	144	37	31
	13	1,034	173	163	247	233	63	64
	14	716	107	108	172	165	45	48
	15	616	107	116	144	134	33	34
	16	1,392	249	257	328	323	70	62
	17	1,682	267	278	411	392	84	91
	18	790	150	143	175	163	45	35
	19	676	137	142	152	142	22	24
	20	982	211	217	199	183	36	38
	21	516	105	100	112	115	23	23
	22	824	242	250	106	104	23	23
	23	578	117	119	120	117	32	29
	24	1,550	343	343	297	283	57	59
	25	640	171	161	96	95	21	19
	26	912	135	133	221	212	57	64
	27	688	145	140	145	134	26	34
	28	602	135	132	107	112	29	24
	29	474	87	91	102	94	22	23
	30	446	82	90	82	81	28	29
	31	686	146	150	140	131	25	24
	32	808	142	150	189	173	37	40
Chili		24,834	4,653	4,744	5,412	5,168	1,210	1,214
Clarkson								
	01	1,080	145	145	292	270	72	72
	02	156	15	19	46	40	10	10
	03	816	154	151	188	177	45	41
	04	1,202	148	130	346	336	72	71
	05	1,566	225	238	398	365	95	98
	06	708	120	119	164	148	37	35
Clarkson		5,528	807	802	1,434	1,336	331	327
East Rochester								
	01	750	152	141	150	167	21	25
	02	650	134	116	116	165	16	17
	03	618	112	90	121	175	23	28
	04	654	143	116	111	160	9	18
	05	596	138	116	95	124	22	24
	06	790	181	158	129	167	27	29
	07	634	131	140	111	131	27	31
East Rochester		4,692	991	877	833	1,089	145	172
Gates								
	01	426	105	112	65	56	20	22
	02	572	110	117	116	117	22	22
	03	590	129	126	117	109	23	24
	04	638	118	112	149	143	25	25

STATE SUPREME COURT  
7TH JUDICIAL DISTRICT  
(VOTE FOR 2)  
DETAIL 1 OF 2

LEGISLATIVE DISTRICT OR TOWN	ELECTION DISTRICT	TOTAL VOTES	CHRISTOPHER S CIACCIO	PATRICIA E GALLAHER	ANN MARIE TADDEO	VICKI ARGENTO	ANN MARIE TADDEO	VICKI ARGENTO
			DEM	DEM	REP	REP	CON	CON
<hr/>								
Gates	05	760	163	162	154	147	27	29
	06	672	163	160	116	110	23	19
	07	1,290	217	204	323	298	54	53
	08	514	80	78	144	132	13	16
	09	754	180	184	132	136	22	17
	10	398	89	88	77	68	17	17
	11	488	87	85	111	105	17	14
	12	450	101	107	89	80	15	14
	13	660	126	126	140	144	25	23
	14	498	88	90	119	114	13	12
	15	958	207	209	192	182	31	31
	16	530	125	128	99	95	23	22
	17	594	124	124	119	126	22	20
	18	722	128	123	156	156	47	45
	19	612	118	119	136	126	26	24
	20	630	128	123	127	122	25	23
	21	582	110	105	131	126	22	18
	22	482	92	104	105	97	23	23
	23	648	121	113	140	150	34	31
	24	1,292	291	296	248	241	52	44
	25	484	105	91	109	98	13	12
	26	826	125	133	214	205	36	35
	27	822	174	169	173	167	29	26
	28	484	104	106	110	113	10	13
	29	610	130	140	116	109	16	18
	30	412	84	74	96	91	10	15
	31	548	102	98	137	135	17	16
	32	684	152	158	134	121	34	30
	33	298	83	86	40	42	8	7
	34	628	113	111	151	145	23	24
	35	438	77	80	97	100	15	15
		<hr/>	<hr/>	<hr/>	<hr/>	<hr/>	<hr/>	<hr/>
Gates		21,994	4,449	4,441	4,682	4,506	832	799
Greece	01	588	98	102	135	120	33	34
	02	816	111	104	193	184	54	46
	03	530	88	84	140	132	18	21
	04	512	92	102	122	113	19	23
	05	510	122	110	92	93	23	20
	06	456	97	97	91	90	21	18
	07	644	133	128	137	122	20	23
	08	590	104	109	138	127	21	21
	09	636	135	135	133	124	18	17
	10	542	110	125	101	94	27	23
	11	296	65	59	54	56	7	6
	12	382	81	85	67	67	18	14
	13	536	99	115	111	102	27	26
	14	428	89	92	79	77	19	20
	15	570	86	90	159	146	21	23
	16	412	75	76	100	95	16	14

STATE SUPREME COURT  
7TH JUDICIAL DISTRICT  
(VOTE FOR 2)  
DETAIL 1 OF 2

LEGISLATIVE DISTRICT OR TOWN	ELECTION DISTRICT	TOTAL VOTES	CHRISTOPHER S CIACCIO	PATRICIA E GALLAHER	ANN MARIE TADDEO	VICKI ARGENTO	ANN MARIE TADDEO	VICKI ARGENTO
			DEM	DEM	REP	REP	CON	CON
Greece								
	17	878	150	151	233	221	31	34
	18	742	127	132	164	154	43	39
	19	500	96	104	111	98	13	14
	20	570	119	124	107	104	24	24
	21	538	104	99	105	101	35	37
	22	506	93	96	112	104	19	19
	23	906	178	167	186	173	37	38
	24	902	155	133	221	224	43	41
	25	650	142	138	123	125	26	23
	26	484	93	90	101	100	29	29
	27	1,086	235	231	207	200	60	56
	28	806	114	115	212	195	46	48
	29	662	136	131	162	146	26	26
	30	458	75	84	106	91	22	19
	31	528	95	92	118	111	32	30
	32	620	116	121	132	128	23	21
	33	800	129	127	184	174	41	44
	34	734	106	112	182	171	39	42
	35	634	94	96	150	141	36	35
	36	904	155	159	228	202	37	39
	37	478	90	76	109	103	28	30
	38	972	187	185	226	211	33	37
	39	442	84	88	101	89	22	21
	40	502	107	98	106	105	19	17
	41	730	144	140	159	144	35	38
	42	516	119	116	94	87	20	18
	43	726	108	107	185	174	42	47
	44	938	158	158	234	226	36	35
	45	1,072	156	151	287	281	60	52
	46	444	103	113	73	61	23	18
	47	640	130	127	125	121	36	34
	48	470	83	90	116	103	15	16
	49	456	87	83	112	109	19	20
	50	632	113	108	145	132	30	31
	51	424	72	72	106	93	20	24
	52	848	152	146	213	203	35	34
	53	578	123	143	111	98	14	14
	54	776	123	124	186	169	46	46
	55	494	79	68	119	114	29	28
	56	762	141	142	167	151	34	34
	57	620	111	112	149	148	20	21
	58	856	161	145	217	190	36	33
	59	470	137	145	46	41	16	14
	60	544	107	112	113	109	22	22
	61	638	134	129	124	109	24	26
	62	854	192	184	162	154	43	43
	63	698	156	148	129	125	37	38
	64	556	116	112	120	112	17	18
	65	620	126	122	140	125	23	20

STATE SUPREME COURT  
 7TH JUDICIAL DISTRICT  
 (VOTE FOR 2)  
 DETAIL 1 OF 2

LEGISLATIVE DISTRICT OR TOWN	ELECTION DISTRICT	TOTAL VOTES	CHRISTOPHER S CIACCIO	PATRICIA E GALLAHER	ANN MARIE TADDEO	VICKI ARGENTO	ANN MARIE TADDEO	VICKI ARGENTO
			DEM	DEM	REP	REP	CON	CON
Greece	66	392	79	73	87	79	15	13
	67	576	85	84	150	142	31	32
	68	776	119	125	172	168	54	56
	69	446	75	76	112	108	19	21
	70	1,862	282	275	500	481	72	67
	71	822	140	152	194	180	34	33
	72	972	166	172	234	214	43	45
	73	378	73	69	79	75	21	21
	74	636	142	144	110	111	22	21
	75	566	109	112	131	116	20	23
	76	570	84	75	156	152	28	25
	77	806	158	153	182	173	20	22
	78	452	73	75	111	114	17	17
	79	1,330	206	187	333	319	64	61
	80	922	155	142	232	224	42	43
	81	460	83	80	113	112	15	15
	82	770	179	182	117	114	24	28
	83	368	82	83	75	70	12	17
	84	788	140	147	175	168	35	32
	85	858	159	150	183	177	46	43
	86	858	132	119	239	213	38	37
	87	620	122	114	130	125	31	29
	88	800	158	153	175	176	33	30
	89	590	103	103	149	136	26	27
	90	854	138	118	207	198	48	49
	91	1,262	205	193	328	310	55	57
	92	1,076	219	198	223	226	42	40
	93	906	190	180	189	182	26	27
	94	784	145	144	175	172	34	35
	95	512	113	119	102	90	15	12
	96	860	199	194	167	149	43	40
	97	1,360	232	223	334	305	72	71
	98	1,150	222	216	262	247	45	44
	99	752	97	102	205	189	34	29
	100	1,032	173	166	248	250	49	48
	101	474	70	61	128	125	21	22
	102	1,100	199	189	275	252	39	40
	103	848	130	123	206	187	50	47
	104	598	108	115	144	131	16	16
	105	916	139	134	240	231	55	57
	106	668	103	89	183	181	31	36
	107	592	86	87	163	166	27	24
	108	552	84	78	140	141	29	30
	109	1,026	199	177	215	210	57	56
Greece		76,052	13,851	13,610	17,443	16,481	3,408	3,374
Hamlin	01	696	114	125	167	155	33	36
	02	792	93	91	222	206	49	45
	03	778	98	98	223	215	40	38



STATE SUPREME COURT  
7TH JUDICIAL DISTRICT  
(VOTE FOR 2)  
DETAIL 1 OF 2

LEGISLATIVE DISTRICT OR TOWN	ELECTION DISTRICT	TOTAL VOTES	CHRISTOPHER S CIACCIO	PATRICIA E GALLAHER	ANN MARIE TADDEO	VICKI ARGENTO	ANN MARIE TADDEO	VICKI ARGENTO
			DEM	DEM	REP	REP	CON	CON
Hamlin								
	04	544	49	53	164	152	29	35
	05	676	89	87	179	170	38	37
	06	572	87	88	151	135	30	28
	07	956	134	133	264	241	47	49
	08	474	64	63	119	105	29	31
	09	432	49	47	123	123	21	20
	10	826	100	102	247	231	40	36
Hamlin		6,746	877	887	1,859	1,733	356	355
Henrietta								
	01	918	206	203	194	180	27	23
	02	700	137	145	137	130	32	29
	03	394	125	128	46	45	7	7
	04	856	245	249	126	114	15	14
	05	712	160	157	141	126	31	34
	06	668	123	135	132	128	32	32
	07	628	129	140	124	110	31	34
	08	700	153	157	142	136	15	17
	09	560	150	153	98	81	15	14
	10	726	150	162	153	138	27	27
	11	634	173	179	100	95	11	11
	12	664	136	141	137	124	28	28
	13	1,270	358	356	186	171	37	41
	14	630	162	151	107	98	21	22
	15	974	240	243	167	158	32	27
	16	496	120	120	97	90	17	15
	17	818	184	193	142	136	37	33
	18	912	217	222	165	157	37	39
	19	652	131	152	140	124	23	26
	20	1,190	287	293	224	192	37	37
	21	550	115	126	115	102	27	25
	22	1,106	271	261	207	195	47	42
	23	708	168	184	116	105	22	22
	24	844	216	222	143	128	24	22
	25	672	116	136	141	118	38	41
	26	1,450	275	291	329	304	62	61
	27	1,190	268	275	228	224	40	41
	28	918	180	186	201	182	48	46
	29	2,426	638	641	392	388	79	73
	30	1,674	461	470	252	237	58	59
	31	460	126	132	65	55	16	17
	32	1,144	309	302	208	176	28	26
	33	524	112	121	107	96	15	17
	34	468	120	121	81	70	12	13
	35	1,014	211	226	224	212	39	34
Henrietta		30,250	7,172	7,373	5,567	5,125	1,067	1,049
Irondequoit								
	01	1,058	285	275	165	159	32	31
	02	542	127	126	97	91	21	20
	03	820	194	193	151	132	25	21

STATE SUPREME COURT  
7TH JUDICIAL DISTRICT  
(VOTE FOR 2)  
DETAIL 1 OF 2

LEGISLATIVE DISTRICT OR TOWN	ELECTION DISTRICT	TOTAL VOTES	CHRISTOPHER S CIACCIO	PATRICIA E GALLAHER	ANN MARIE TADDEO	VICKI ARGENTO	ANN MARIE TADDEO	VICKI ARGENTO
			DEM	DEM	REP	REP	CON	CON
Irondequoit								
	04	360	79	74	74	73	9	9
	05	676	189	189	96	98	15	17
	06	1,130	302	302	184	151	35	32
	07	960	231	240	177	157	32	37
	08	754	161	151	156	153	25	26
	09	678	145	151	140	132	20	22
	10	698	165	152	138	122	34	35
	11	406	108	99	74	65	11	12
	12	636	167	165	85	73	19	19
	13	940	287	287	130	121	23	21
	14	958	214	224	177	153	45	46
	15	890	218	200	183	169	27	24
	16	1,206	278	282	232	214	35	31
	17	478	119	127	75	71	18	13
	18	736	171	186	140	124	23	26
	19	904	267	277	94	85	26	25
	20	666	159	158	132	119	22	18
	21	738	200	200	116	94	26	28
	22	782	199	194	132	125	30	27
	23	676	189	180	107	106	18	14
	24	646	182	168	104	89	32	33
	25	696	161	169	130	110	24	30
	26	500	140	143	72	69	11	10
	27	480	112	106	93	84	17	17
	28	590	115	110	140	125	18	21
	29	592	140	149	103	98	19	20
	30	650	144	150	130	119	23	21
	31	946	252	256	162	147	27	24
	32	748	206	207	113	104	23	19
	33	518	126	111	90	90	26	25
	34	1,042	215	192	258	225	29	33
	35	532	139	144	77	69	16	13
	36	436	121	121	58	55	9	12
	37	526	109	114	110	101	16	18
	38	408	110	112	63	54	9	6
	39	178	43	41	39	34	2	2
	40	396	104	99	62	55	16	16
	41	682	166	174	109	102	24	21
	42	740	155	165	154	138	22	20
	43	612	157	167	91	83	22	27
	44	1,202	262	240	254	237	31	32
	45	504	121	119	91	86	17	19
	46	656	140	135	140	127	18	16
	47	270	68	65	61	53	4	2
	48	652	142	151	124	114	26	23
	49	922	205	210	185	175	32	29
	50	522	141	145	79	77	15	13
	51	844	207	189	159	135	31	35
	52	820	219	218	129	130	19	21

STATE SUPREME COURT  
7TH JUDICIAL DISTRICT  
(VOTE FOR 2)  
DETAIL 1 OF 2

LEGISLATIVE DISTRICT OR TOWN	ELECTION DISTRICT	TOTAL VOTES	CHRISTOPHER S CIACCIO	PATRICIA E GALLAHER	ANN MARIE TADDEO	VICKI ARGENTO	ANN MARIE TADDEO	VICKI ARGENTO
			DEM	DEM	REP	REP	CON	CON
Irondequoit								
	53	622	135	146	116	115	13	13
	54	220	54	55	39	42	9	7
	55	794	235	219	105	95	23	28
	56	548	149	148	94	86	6	6
	57	968	238	236	181	158	30	29
	58	810	208	206	121	114	35	34
	59	618	155	148	109	101	22	20
	60	652	154	150	122	105	27	23
	61	898	225	205	154	155	34	32
	62	724	177	180	133	118	27	26
	63	600	135	134	114	105	18	20
	64	274	92	90	28	19	2	6
	65	518	134	136	76	77	14	14
	66	356	117	120	38	33	3	2
	67	510	111	120	97	88	9	9
	68	588	157	155	105	88	14	14
		<u>45,702</u>	<u>11,332</u>	<u>11,250</u>	<u>8,067</u>	<u>7,371</u>	<u>1,435</u>	<u>1,415</u>
Irondequoit								
Mendon								
	01	1,282	278	265	267	257	58	58
	02	1,132	277	277	180	176	45	45
	03	1,258	266	253	266	247	67	65
	04	914	213	207	166	152	27	25
	05	1,184	252	240	238	231	66	71
	06	1,202	248	222	249	244	62	63
	07	1,294	264	242	299	282	57	61
	08	494	120	122	85	80	23	24
	09	968	202	201	201	198	40	37
		<u>9,728</u>	<u>2,120</u>	<u>2,029</u>	<u>1,951</u>	<u>1,867</u>	<u>445</u>	<u>449</u>
Mendon								
Ogden								
	01	770	144	146	167	162	42	42
	02	802	120	119	202	189	46	46
	03	1,234	192	192	339	308	47	51
	04	742	114	104	187	189	51	47
	05	748	99	106	204	201	31	32
	06	992	183	181	231	208	51	51
	07	544	64	66	137	144	41	42
	08	940	150	158	241	233	38	36
	09	760	136	127	170	153	37	42
	10	820	127	128	200	191	50	52
	11	892	125	125	229	218	52	55
	12	1,032	144	139	274	264	61	55
	13	834	150	148	195	192	38	37
	14	698	103	102	186	184	38	36
	15	1,064	157	163	284	252	52	57
	16	522	55	53	161	157	34	30
	17	746	123	114	198	190	32	27
	18	1,108	216	218	246	244	46	47
	19	950	149	151	240	228	56	51
	20	978	122	134	245	236	74	72

STATE SUPREME COURT  
7TH JUDICIAL DISTRICT  
(VOTE FOR 2)  
DETAIL 1 OF 2

LEGISLATIVE DISTRICT OR TOWN	ELECTION DISTRICT	TOTAL VOTES	CHRISTOPHER S CIACCIO	PATRICIA E GALLAHER	ANN MARIE TADDEO	VICKI ARGENTO	ANN MARIE TADDEO	VICKI ARGENTO
			DEM	DEM	REP	REP	CON	CON
Ogden		17,176	2,673	2,674	4,336	4,143	917	908
Parma								
	01	962	139	142	247	245	55	54
	02	1,056	161	151	276	256	62	60
	03	824	115	112	216	214	39	39
	04	810	83	84	238	229	54	53
	05	614	72	76	184	171	33	36
	06	408	39	42	118	113	25	25
	07	808	90	97	217	210	51	51
	08	1,118	153	160	302	285	51	50
	09	912	110	119	255	243	63	61
	10	874	95	99	236	230	68	69
	11	976	150	142	252	237	52	51
	12	988	166	163	250	236	35	31
	13	1,482	170	169	425	436	76	64
	14	712	120	115	156	157	33	33
	15	988	109	110	271	268	57	56
Parma		13,532	1,772	1,781	3,643	3,530	754	733
Penfield								
	01	412	102	93	77	70	18	19
	02	824	213	208	148	138	27	30
	03	778	129	142	198	187	29	30
	04	1,132	182	180	266	266	69	66
	05	920	214	222	168	152	35	38
	06	698	133	124	175	148	30	29
	07	792	185	183	137	128	35	39
	08	552	97	105	128	124	18	18
	09	1,022	284	279	161	146	31	30
	10	634	147	152	119	104	21	24
	11	548	132	118	108	105	9	14
	12	860	214	206	162	152	27	24
	13	1,214	296	280	232	214	43	40
	14	1,050	148	143	267	250	69	68
	15	1,274	309	280	259	251	38	39
	16	386	78	85	85	68	14	12
	17	892	204	200	175	165	33	36
	18	646	141	130	147	141	15	14
	19	1,260	285	288	262	245	37	36
	20	960	194	179	195	189	45	42
	21	976	249	242	173	162	24	24
	22	876	237	222	141	138	30	35
	23	1,118	265	254	231	216	37	36
	24	1,120	210	217	257	246	55	51
	25	710	139	126	165	151	34	36
	26	522	100	98	117	108	19	19
	27	922	211	212	190	170	34	37
	28	700	173	161	116	104	34	35
	29	1,098	270	273	207	192	31	27
	30	1,548	304	319	348	322	72	71
	31	506	113	111	97	95	15	16

STATE SUPREME COURT  
7TH JUDICIAL DISTRICT  
(VOTE FOR 2)  
DETAIL 1 OF 2

LEGISLATIVE DISTRICT OR TOWN	ELECTION DISTRICT	TOTAL VOTES	CHRISTOPHER S CIACCIO	PATRICIA E GALLAHER	ANN MARIE TADDEO	VICKI ARGENTO	ANN MARIE TADDEO	VICKI ARGENTO
			DEM	DEM	REP	REP	CON	CON
Penfield								
	32	586	156	143	104	94	12	13
	33	764	171	156	135	129	41	41
	34	806	150	138	188	180	33	32
	35	1,274	303	301	240	241	34	36
	36	874	206	200	171	156	24	30
	37	1,526	288	260	373	369	49	51
	38	584	111	100	140	133	21	22
	39	654	127	125	151	145	25	23
	40	1,130	257	239	241	246	30	30
	41	1,178	196	195	317	288	39	40
	42	798	153	137	178	180	29	34
Penfield		37,124	8,076	7,826	7,749	7,308	1,365	1,387
Perinton								
	01	1,394	307	305	288	270	61	66
	02	1,064	288	249	190	189	36	40
	03	720	151	154	161	154	24	27
	04	806	198	191	140	145	30	30
	05	494	128	129	84	86	15	14
	06	784	213	207	121	128	20	25
	07	974	229	226	185	165	33	37
	08	844	197	196	170	160	30	34
	09	1,126	240	221	242	243	48	47
	10	1,008	240	231	176	198	34	38
	11	582	127	126	115	111	24	27
	12	818	212	187	145	141	29	35
	13	724	152	137	170	170	33	33
	14	872	212	183	153	175	33	30
	15	864	186	197	156	156	28	23
	16	650	156	150	129	131	20	17
	17	882	229	220	144	152	32	25
	18	860	203	198	164	156	33	29
	19	768	155	170	168	149	28	32
	20	784	173	161	168	159	30	27
	21	1,032	239	242	192	182	31	33
	22	612	128	127	123	128	24	23
	23	1,276	304	305	256	223	33	30
	24	1,380	281	279	310	314	45	42
	25	696	184	196	98	90	19	15
	26	886	193	177	190	198	37	33
	27	726	152	143	161	154	29	28
	28	676	144	128	138	138	26	29
	29	522	127	121	98	104	15	15
	30	858	185	190	172	162	30	28
	31	930	202	198	191	184	30	27
	32	720	174	170	133	123	24	22
	33	940	243	247	165	163	25	29
	34	1,122	231	229	249	232	35	40
	35	722	164	156	146	126	30	32
	36	540	136	134	99	99	12	15

STATE SUPREME COURT  
7TH JUDICIAL DISTRICT  
(VOTE FOR 2)  
DETAIL 1 OF 2

LEGISLATIVE DISTRICT OR TOWN	ELECTION DISTRICT	TOTAL VOTES	CHRISTOPHER S CIACCIO	PATRICIA E GALLAHER	ANN MARIE TADDEO	VICKI ARGENTO	ANN MARIE TADDEO	VICKI ARGENTO
			DEM	DEM	REP	REP	CON	CON
Perinton								
	37	870	191	208	171	167	30	27
	38	1,220	286	266	225	225	33	34
	39	1,108	225	220	256	230	36	41
	40	644	142	143	130	125	21	23
	41	562	117	121	108	107	25	24
	42	856	186	197	170	165	26	25
	43	1,550	319	316	354	337	48	50
	44	732	176	153	148	144	22	27
	45	1,552	344	335	337	321	52	52
	46	498	122	118	85	85	21	21
	47	966	194	198	201	207	36	37
	48	658	157	148	126	119	23	24
	49	692	149	140	150	135	39	35
	50	296	83	87	31	33	11	7
	51	1,064	183	174	273	268	49	48
	52	984	251	236	176	165	32	31
	53	702	204	180	121	118	16	15
	54	1,554	313	291	386	368	49	48
	55	896	187	174	224	197	21	22
	56	1,384	288	267	310	303	55	56
Perinton		49,444	11,200	10,852	9,972	9,677	1,711	1,724
Pittsford								
	01	720	206	196	110	106	14	19
	02	756	258	245	85	79	16	19
	03	1,192	309	285	224	207	29	28
	04	1,064	304	283	191	180	21	19
	05	672	202	201	94	83	14	18
	06	608	182	175	80	72	9	6
	07	406	116	103	72	65	9	11
	08	798	199	176	165	153	24	27
	09	852	216	191	170	157	23	20
	10	1,176	287	257	242	223	36	32
	11	670	157	135	123	130	32	32
	12	920	256	233	157	163	19	18
	13	592	160	149	92	89	22	22
	14	1,036	290	237	191	193	26	30
	15	658	177	159	94	112	8	11
	16	734	201	187	122	114	17	15
	17	1,068	320	308	155	150	26	29
	18	688	200	193	110	102	13	11
	19	512	102	98	108	104	36	33
	20	876	242	217	147	124	26	26
	21	874	269	247	121	112	25	26
	22	1,010	289	252	164	176	29	29
	23	740	165	143	136	156	29	25
	24	1,000	258	247	180	168	26	27
	25	1,060	284	262	196	184	32	33
	26	806	214	177	151	134	23	23
	27	774	224	219	124	121	18	20

STATE SUPREME COURT  
7TH JUDICIAL DISTRICT  
(VOTE FOR 2)  
DETAIL 1 OF 2

LEGISLATIVE DISTRICT OR TOWN	ELECTION DISTRICT	TOTAL VOTES	CHRISTOPHER S CIACCIO	PATRICIA E GALLAHER	ANN MARIE TADDEO	VICKI ARGENTO	ANN MARIE TADDEO	VICKI ARGENTO
			DEM	DEM	REP	REP	CON	CON
Pittsford								
	28	786	222	210	142	133	14	14
	29	818	195	178	174	167	23	24
	30	818	232	220	142	136	20	21
	31	992	276	235	182	176	20	19
	32	952	275	255	159	165	17	18
	33	1,378	394	331	241	236	36	39
	34	1,424	403	382	254	248	25	28
Pittsford		29,430	8,084	7,386	5,098	4,918	757	772
Riga								
	01	1,292	207	197	315	304	79	77
	02	982	119	116	267	259	64	63
	03	786	134	134	193	191	32	28
	04	842	97	89	248	240	37	40
	05	872	88	100	265	261	49	40
	06	776	77	76	215	207	67	70
Riga		5,550	722	712	1,503	1,462	328	318
Rush								
	01	1,074	193	207	255	224	54	55
	02	702	89	89	193	174	43	39
	03	1,022	220	220	217	189	41	42
	04	1,044	189	192	243	231	51	51
Rush		3,842	691	708	908	818	189	187
Sweden								
	01	826	156	164	188	180	31	31
	02	480	135	139	66	58	10	10
	03	910	216	212	156	136	39	42
	04	938	186	196	200	185	37	40
	05	214	68	65	28	28	5	5
	06	698	156	155	130	119	42	41
	07	730	151	138	156	149	37	37
	08	778	113	118	188	182	58	55
	09	732	165	168	152	137	26	27
	10	1,116	116	121	306	289	80	86
	11	278	68	72	45	38	9	10
	12	760	109	109	197	191	51	51
Sweden		8,460	1,639	1,657	1,812	1,692	425	435
Webster								
	01	822	163	155	169	162	47	44
	02	1,224	309	301	213	196	34	35
	03	1,052	222	229	218	200	40	43
	04	442	81	76	97	94	16	14
	05	898	168	177	203	195	37	39
	06	672	140	135	141	139	27	25
	07	930	188	192	207	191	37	40
	08	794	144	148	182	164	35	35
	09	836	133	119	215	200	43	49
	10	1,874	348	352	433	408	82	79
	11	964	181	172	228	217	39	39

STATE SUPREME COURT  
7TH JUDICIAL DISTRICT  
(VOTE FOR 2)  
DETAIL 1 OF 2

LEGISLATIVE DISTRICT OR TOWN	ELECTION DISTRICT	TOTAL VOTES	CHRISTOPHER S CIACCIO	PATRICIA E GALLAHER	ANN MARIE TADDEO	VICKI ARGENTO	ANN MARIE TADDEO	VICKI ARGENTO
			DEM	DEM	REP	REP	CON	CON
Webster								
	12	1,120	204	195	265	252	47	53
	13	810	165	151	178	174	33	31
	14	772	168	169	158	159	28	25
	15	638	129	118	139	133	25	21
	16	1,148	255	249	237	226	41	39
	17	764	112	102	206	177	48	42
	18	614	132	132	114	133	21	20
	19	1,320	232	225	329	321	55	55
	20	1,288	206	199	336	319	53	54
	21	1,014	186	181	245	224	47	44
	22	908	160	171	204	191	48	52
	23	728	140	145	158	146	35	29
	24	2,202	416	408	501	494	98	102
	25	414	74	77	97	90	21	21
	26	886	215	191	170	159	33	40
	27	1,460	282	283	340	317	57	56
	28	862	172	158	200	199	42	41
	29	566	132	127	109	101	19	15
	30	572	136	151	97	95	17	16
	31	988	150	154	251	228	44	50
	32	1,182	197	196	301	307	55	54
	33	862	164	169	207	193	33	30
	34	476	87	90	111	113	20	16
	35	622	121	116	131	131	43	43
	36	740	153	147	168	151	26	33
	37	1,494	308	298	350	323	47	42
	38	936	202	197	198	187	31	33
	39	840	190	185	170	161	29	27
	40	1,852	389	385	409	381	58	54
	41	1,226	234	215	295	275	54	59
	42	980	184	188	222	211	43	46
	43	740	154	150	166	167	27	24
Webster		<u>41,532</u>	<u>8,126</u>	<u>7,978</u>	<u>9,368</u>	<u>8,904</u>	<u>1,715</u>	<u>1,709</u>
Wheatland								
	01	826	149	153	183	168	37	34
	02	830	103	113	209	199	49	44
	03	994	202	202	207	183	41	44
	04	842	172	174	178	165	35	37
	05	960	112	125	256	238	70	60
Wheatland		<u>4,452</u>	<u>738</u>	<u>767</u>	<u>1,033</u>	<u>953</u>	<u>232</u>	<u>219</u>
TOWNS		<u>469,284</u>	<u>100,523</u>	<u>98,854</u>	<u>96,755</u>	<u>91,754</u>	<u>18,248</u>	<u>18,171</u>
GRAND TOTAL:		<u><u>575,300</u></u>	<u><u>135,301</u></u>	<u><u>135,469</u></u>	<u><u>105,129</u></u>	<u><u>99,180</u></u>	<u><u>19,842</u></u>	<u><u>19,692</u></u>



STATE SUPREME COURT JUSTICE  
7TH JUDICIAL DISTRICT  
(VOTE FOR 2)  
DETAIL 2 OF 2

LEGISLATIVE DISTRICT OR TOWN	ELECTION DISTRICT	TOTAL VOTES	CHRISTOPHER S CIACCIO	VICKI ARGENTO	ANN MARIE TADDEO	VICKI ARGENTO	SCATTER	BLANK AND VOID
			WOR	WOR	IND	IND		
Leg. Dist. 07	01	876	24	12	10	7	0	47
	02	544	11	12	8	4	0	51
Leg. Dist. 07		1,420	35	24	18	11	0	98
Leg. Dist. 16	01	24	0	0	0	0	0	1
Leg. Dist. 16		24	0	0	0	0	0	1
Leg. Dist. 21	01	616	21	13	8	8	4	34
	02	564	17	8	8	4	1	32
	03	328	1	2	2	2	0	32
	04	348	4	8	2	3	0	54
	05	394	24	11	4	5	0	16
	06	662	25	7	10	6	2	53
	07	926	18	11	13	8	0	79
	08	284	8	3	2	1	0	18
	09	850	26	9	6	7	2	38
	10	904	16	7	10	9	1	58
	11	480	5	6	3	3	0	62
	12	1,252	31	19	17	9	1	104
	13	424	23	9	6	1	0	32
	14	318	8	6	1	1	0	21
	15	744	10	12	16	6	0	74
	16	234	2	3	4	1	0	32
	17/26	750	24	14	12	10	0	67
	18	400	1	4	5	1	0	48
	19	256	2	1	3	2	0	38
	20	354	11	5	2	2	0	22
	21	444	7	4	1	1	0	44
	22	504	6	3	6	3	0	83
	23	466	11	10	6	1	0	44
	24	846	21	14	20	13	3	42
	25	406	7	5	8	6	0	44
	27	288	5	2	2	1	0	31
Leg. Dist. 21		14,042	334	196	177	114	14	1,202
Leg. Dist. 22	01	574	3	1	2	1	0	82
	02/13	308	3	2	2	2	0	57
	03	330	2	1	2	2	0	111
	04	210	1	2	3	1	0	27
	05	274	0	0	0	0	0	47
	06	374	1	0	1	1	0	55
	07	186	1	2	1	0	0	47
	08	380	4	5	0	1	0	46
	09	218	1	1	1	0	0	29
	10	268	2	1	0	0	0	32
	11	512	6	3	5	2	0	80
	12	246	0	1	0	0	0	41
	14	320	3	1	1	1	0	31
	15	360	4	3	2	2	0	53

STATE SUPREME COURT JUSTICE  
7TH JUDICIAL DISTRICT  
(VOTE FOR 2)  
DETAIL 2 OF 2

LEGISLATIVE DISTRICT OR TOWN	ELECTION DISTRICT	TOTAL VOTES	CHRISTOPHER S CIACCIO	VICKI ARGENTO	ANN MARIE TADDEO	VICKI ARGENTO	SCATTER	BLANK AND VOID
			WOR	WOR	IND	IND		
Leg. Dist. 22								
	16	130	1	0	0	0	0	12
	17	156	1	0	1	0	0	35
	18	216	1	2	1	0	0	38
	19	202	1	0	0	2	0	32
	20	394	0	0	3	2	0	59
	21	214	1	3	0	0	0	36
	22	408	1	5	4	3	0	45
	23	224	1	1	1	0	0	23
	24	150	2	1	1	0	0	8
	25	904	10	9	8	9	0	75
	26/25-19	530	6	3	4	4	0	26
	27	402	6	6	2	2	0	49
Leg. Dist. 22		8,490	62	53	45	35	0	1,176
Leg. Dist. 23								
	01	336	6	1	5	3	0	8
	02	602	23	7	9	5	0	48
	03	432	18	11	11	2	0	21
	04	842	22	12	9	6	0	31
	05	402	10	5	4	3	0	11
	06	366	6	4	2	3	0	28
	07	710	23	14	5	4	1	34
	08	688	21	15	8	4	0	16
	09	460	12	6	5	4	0	22
	10	540	13	8	5	2	2	33
	11	624	18	10	10	8	0	27
	12	748	17	15	8	4	0	41
	13	638	12	7	4	3	0	44
	14	624	17	6	2	8	0	30
	15	480	4	4	3	3	0	26
	16	306	7	5	1	3	1	19
	17	840	19	22	9	7	2	91
	18	1,240	24	21	22	18	0	86
	19	650	16	13	16	10	0	32
	20	726	20	12	13	10	0	44
	21	592	15	6	9	9	0	23
	22	544	10	9	4	3	0	26
	23	390	13	5	6	2	0	25
	24	600	12	12	10	11	0	53
	25	904	28	12	21	11	0	51
	26	1,006	17	6	16	15	0	66
	27	492	11	8	11	7	0	18
	28	758	23	10	10	12	3	44
	29	96	1	2	2	1	2	5
Leg. Dist. 23		17,636	438	268	240	181	11	1,003
Leg. Dist. 24								
	01	786	27	24	15	9	0	45
	02/22	620	28	14	5	3	0	14
	03/23	604	26	10	9	8	0	33
	04	888	33	19	9	2	0	59

STATE SUPREME COURT JUSTICE  
7TH JUDICIAL DISTRICT  
(VOTE FOR 2)  
DETAIL 2 OF 2

LEGISLATIVE DISTRICT OR TOWN	ELECTION DISTRICT	TOTAL VOTES	CHRISTOPHER S CIACCIO	VICKI ARGENTO	ANN MARIE TADDEO	VICKI ARGENTO	SCATTER	BLANK AND VOID
			WOR	WOR	IND	IND		
Leg. Dist. 24								
	05/24	668	17	8	9	8	1	43
	06	502	14	10	10	7	0	31
	07/19	464	13	8	11	8	0	29
	08	538	17	12	6	2	0	14
	09	416	13	7	3	5	0	21
	10	846	53	30	10	9	1	43
	11/12	396	3	4	2	3	0	38
	13	726	30	18	8	6	0	48
	14/21	928	34	18	16	9	0	62
	15	746	19	14	8	9	0	84
	16	736	24	14	3	3	0	46
	17	168	1	0	2	2	1	15
	18	690	17	12	7	4	0	25
	20	142	5	2	1	0	0	8
		<u>10,864</u>	<u>374</u>	<u>224</u>	<u>134</u>	<u>97</u>	<u>3</u>	<u>658</u>
Leg. Dist. 24								
Leg. Dist. 25								
	01	792	11	7	11	8	0	40
	02	484	7	6	4	5	0	84
	03	622	8	10	3	3	0	88
	04/24	382	9	1	2	2	0	68
	05	476	4	3	3	0	0	78
	06	500	23	15	1	2	1	32
	07	578	6	1	6	3	0	105
	08	536	4	5	2	1	0	85
	09	214	2	0	3	2	0	45
	10	584	12	4	2	5	0	93
	11	248	2	3	1	0	0	35
	12/28	628	41	23	1	2	0	36
	13	438	5	3	1	1	1	67
	14	342	16	9	1	1	0	19
	15	372	1	2	2	0	1	65
	16	348	3	1	3	2	0	64
	17	304	3	2	2	2	0	63
	18	604	5	7	4	3	0	112
	20	268	5	3	3	3	0	6
	21/28-19	378	2	2	4	4	1	53
	22	450	12	10	7	4	0	43
	23	208	3	1	1	1	0	9
	25	1,026	15	10	6	4	0	118
	26/27	272	11	6	6	1	0	31
	29/30	500	21	17	4	2	1	29
		<u>11,554</u>	<u>231</u>	<u>151</u>	<u>83</u>	<u>61</u>	<u>5</u>	<u>1,468</u>
Leg. Dist. 25								
Leg. Dist. 26								
	01	980	17	9	23	12	2	65
	02	436	5	4	5	3	0	24
	03	284	6	4	4	2	0	32
	04	472	6	7	7	8	1	30
	05	456	8	3	8	5	0	25
	06	432	4	5	5	2	0	56

STATE SUPREME COURT JUSTICE  
7TH JUDICIAL DISTRICT  
(VOTE FOR 2)  
DETAIL 2 OF 2

LEGISLATIVE DISTRICT OR TOWN	ELECTION DISTRICT	TOTAL VOTES	CHRISTOPHER S CIACCIO	VICKI ARGENTO	ANN MARIE TADDEO	VICKI ARGENTO	SCATTER	BLANK AND VOID
			WOR	WOR	IND	IND		
Leg. Dist. 26								
	07	464	9	4	7	3	0	41
	08	548	6	3	6	8	0	55
	09	514	11	4	10	5	0	52
	10	572	6	8	7	4	0	67
	11	536	8	3	7	2	0	45
	12	562	7	6	8	7	0	34
	13	604	7	10	9	8	0	38
	14	688	11	10	13	6	0	55
	15	518	10	5	6	4	0	36
	16	542	7	6	6	4	0	36
	17	460	8	7	7	8	2	34
		<u>9,068</u>	<u>136</u>	<u>98</u>	<u>138</u>	<u>91</u>	<u>5</u>	<u>725</u>
Leg. Dist. 26								
Leg. Dist. 27								
	01	706	8	4	1	2	1	68
	02	696	8	5	9	3	2	63
	03	568	11	8	3	2	0	55
	04	706	11	10	10	3	1	77
	05	676	18	12	3	2	1	87
	06	568	4	3	4	2	0	77
	07	604	11	5	5	2	0	69
	08	992	8	8	11	6	2	176
	09	690	16	9	5	5	0	77
	10	638	9	9	4	4	0	60
	11	766	16	11	6	5	0	83
	12	540	18	12	9	3	0	53
	13	658	4	9	1	1	0	88
	14	496	4	6	5	3	0	61
	15	582	7	5	5	4	2	84
	16	614	6	8	3	5	0	70
	17	688	7	7	5	7	1	84
	18	498	6	7	2	5	0	57
	19	688	9	4	4	1	0	106
	20	358	0	2	5	1	0	55
	21	334	3	5	1	2	1	44
	22	444	14	6	7	5	1	37
	23	414	12	10	3	4	0	52
	25	244	5	2	5	1	0	23
	26	350	5	7	5	3	0	37
		<u>14,518</u>	<u>220</u>	<u>174</u>	<u>121</u>	<u>81</u>	<u>12</u>	<u>1,743</u>
Leg. Dist. 27								
Leg. Dist. 28								
	01	456	5	2	6	3	0	49
	02	278	7	3	1	1	0	17
	03	298	3	2	4	5	0	32
	04	304	5	3	4	5	0	65
	05	266	3	1	3	3	0	29
	06	652	7	9	9	3	0	45
	07	764	8	9	5	9	0	62
	08	354	3	4	1	2	0	99
	09	484	8	12	7	2	0	43

STATE SUPREME COURT JUSTICE  
7TH JUDICIAL DISTRICT  
(VOTE FOR 2)  
DETAIL 2 OF 2

LEGISLATIVE DISTRICT OR TOWN	ELECTION DISTRICT	TOTAL VOTES	CHRISTOPHER S CIACCIO	VICKI ARGENTO	ANN MARIE TADDEO	VICKI ARGENTO	SCATTER	BLANK AND VOID
			WOR	WOR	IND	IND		
Leg. Dist. 28								
	10	164	2	1	0	0	0	28
	11	298	3	5	4	2	0	53
	12	272	3	4	3	1	0	42
	13	474	6	9	8	5	0	59
	14	402	3	2	2	3	0	45
	15	148	0	0	1	1	0	21
	16	408	5	4	3	3	0	48
	17	44	0	0	0	0	0	2
	18	444	5	5	4	2	0	34
	20	592	11	14	13	6	0	41
	21	564	9	7	2	4	0	63
	22	266	5	3	1	1	0	35
Leg. Dist. 28		7,932	101	99	81	61	0	912
Leg. Dist. 29								
	01	66	0	0	0	0	0	4
	02	134	1	1	0	0	0	27
	03	18	0	0	0	0	0	3
	04	580	7	5	3	2	1	68
	05	530	10	3	1	2	3	63
	06	334	7	6	2	1	0	37
	07	410	8	4	8	7	0	29
	08	126	2	0	1	2	1	15
	09	786	7	7	7	3	1	93
	10	586	6	1	6	3	0	68
	11	434	8	8	2	1	0	47
	12	546	7	8	3	1	0	67
	13	302	2	3	3	3	0	50
	14	188	2	2	2	1	0	25
	15	452	3	4	1	0	0	55
	16	198	1	0	0	0	0	40
	17	370	11	6	3	4	0	40
	18	536	15	4	5	4	0	49
	19	282	1	3	1	0	0	42
	20	660	8	7	3	3	0	97
	21	604	10	6	5	5	0	77
	22	284	0	0	3	1	0	53
	23	470	3	2	2	1	2	62
	24	656	11	4	6	3	0	66
	25/28	694	4	7	9	7	0	107
	26	222	0	0	1	1	0	36
Leg. Dist. 29		10,468	134	91	77	55	8	1,320
CITY		106,016	2,065	1,378	1,114	787	58	10,306
Brighton								
	01	920	27	13	11	7	0	45
	02	526	8	4	6	4	0	34
	03	752	9	2	8	4	1	50
	04	810	18	14	11	4	0	32
	05	804	24	8	4	8	0	53

STATE SUPREME COURT JUSTICE  
7TH JUDICIAL DISTRICT  
(VOTE FOR 2)  
DETAIL 2 OF 2

LEGISLATIVE DISTRICT OR TOWN	ELECTION DISTRICT	TOTAL VOTES	CHRISTOPHER S CIACCIO	VICKI ARGENTO	ANN MARIE TADDEO	VICKI ARGENTO	SCATTER	BLANK AND VOID
			WOR	WOR	IND	IND		
Brighton								
	06	1,088	28	14	14	8	0	30
	07	664	19	10	14	12	0	51
	08	806	8	3	5	5	1	35
	09	710	15	4	17	14	2	27
	10	920	14	2	10	6	0	35
	11	916	20	16	20	15	0	32
	12	1,030	23	10	13	8	0	39
	13	532	13	9	9	8	0	29
	14	592	22	13	9	9	2	29
	15	666	8	1	4	3	0	22
	16	522	1	2	7	8	1	21
	17	458	4	3	2	2	0	31
	18	772	22	10	10	2	0	20
	19	508	7	5	5	6	0	15
	20	542	8	7	5	7	0	32
	21	704	15	7	8	4	0	29
	22	792	10	5	6	7	2	20
	23	624	12	6	5	2	0	26
	24	868	13	7	10	6	0	67
	25	592	23	11	8	4	0	30
	26	552	13	11	10	10	1	17
	27	572	9	6	7	6	0	11
	28	1,008	25	16	8	6	0	42
	29	564	7	4	9	4	0	37
	30	1,350	9	9	12	8	2	91
	31	686	7	5	10	8	0	30
	32	846	23	9	11	11	0	27
	33	874	11	0	11	8	0	38
	34	760	12	7	10	7	0	43
	35	626	12	11	4	3	0	35
	36	640	8	7	12	10	0	30
	37	612	5	3	10	6	0	24
	38	792	13	4	4	2	0	35
	39	664	11	6	10	7	0	29
	40	1,208	11	3	17	10	0	38
	41	984	16	6	9	2	0	58
	42	268	5	5	2	0	1	10
	43	784	11	5	11	7	0	43
	44	308	7	2	4	2	0	20
	45	564	8	5	4	3	0	32
	46	436	2	2	3	3	0	27
Brighton		33,216	596	312	399	286	13	1,551
Chili								
	01	594	8	3	14	11	0	26
	02	924	15	5	12	13	0	58
	03	840	12	4	9	6	0	68
	04	558	8	5	6	5	0	31
	05	680	6	8	9	5	0	37
	06	728	8	7	15	14	0	45

STATE SUPREME COURT JUSTICE  
7TH JUDICIAL DISTRICT  
(VOTE FOR 2)  
DETAIL 2 OF 2

LEGISLATIVE DISTRICT OR TOWN	ELECTION DISTRICT	TOTAL VOTES	CHRISTOPHER S CIACCIO	VICKI ARGENTO	ANN MARIE TADDEO	VICKI ARGENTO	SCATTER	BLANK AND VOID
			WOR	WOR	IND	IND		
Chili								
	07	462	8	5	7	3	0	15
	08	770	9	8	11	8	0	41
	09	694	4	4	15	12	1	28
	10	482	7	2	11	7	0	17
	11	782	10	10	10	6	0	56
	12	708	9	3	8	8	0	35
	13	1,034	8	2	20	16	0	45
	14	716	10	4	12	9	0	36
	15	616	4	1	10	7	0	26
	16	1,392	13	8	13	11	0	58
	17	1,682	15	6	22	20	0	96
	18	790	7	7	14	7	0	44
	19	676	3	4	8	8	0	34
	20	982	10	4	7	8	0	69
	21	516	4	1	6	4	0	23
	22	824	10	5	8	10	0	43
	23	578	5	4	6	5	0	24
	24	1,550	8	9	28	25	1	97
	25	640	11	6	9	8	0	43
	26	912	9	10	17	11	0	43
	27	688	7	8	9	6	0	34
	28	602	5	3	9	6	1	39
	29	474	7	7	7	10	0	24
	30	446	12	3	6	7	0	26
	31	686	12	8	6	6	0	38
	32	808	7	11	11	8	0	40
Chili		24,834	271	175	355	290	3	1,339
Clarkson								
	01	1,080	6	4	11	11	0	52
	02	156	0	1	0	1	0	14
	03	816	6	3	15	7	0	29
	04	1,202	10	9	17	9	0	54
	05	1,566	22	9	21	19	0	76
	06	708	10	10	11	6	0	48
Clarkson		5,528	54	36	75	53	0	273
East Rochester								
	01	750	10	9	14	11	0	50
	02	650	11	4	13	12	0	46
	03	618	4	4	8	11	1	41
	04	654	14	15	7	10	1	50
	05	596	11	9	11	10	0	36
	06	790	12	14	7	10	0	56
	07	634	9	5	4	5	0	40
East Rochester		4,692	71	60	64	69	2	319
Gates								
	01	426	5	4	3	2	0	32
	02	572	7	3	8	5	0	45
	03	590	5	6	4	0	0	47
	04	638	4	3	11	5	0	43

STATE SUPREME COURT JUSTICE  
7TH JUDICIAL DISTRICT  
(VOTE FOR 2)  
DETAIL 2 OF 2

LEGISLATIVE DISTRICT OR TOWN	ELECTION DISTRICT	TOTAL VOTES	CHRISTOPHER S CIACCIO	VICKI ARGENTO	ANN MARIE TADDEO	VICKI ARGENTO	SCATTER	BLANK AND VOID
			WOR	WOR	IND	IND		
Gates								
	05	760	4	5	16	10	0	43
	06	672	8	8	9	7	0	49
	07	1,290	12	10	19	12	0	88
	08	514	5	3	10	4	0	29
	09	754	2	4	14	12	0	51
	10	398	4	3	4	5	0	26
	11	488	9	10	13	7	0	30
	12	450	3	3	4	2	0	32
	13	660	8	6	9	6	0	47
	14	498	6	6	4	4	0	42
	15	958	7	11	6	6	0	76
	16	530	5	2	1	2	0	28
	17	594	4	4	10	7	0	34
	18	722	4	4	7	4	0	48
	19	612	8	6	8	4	0	37
	20	630	6	6	12	8	1	49
	21	582	10	8	4	3	0	45
	22	482	4	2	6	7	0	19
	23	648	10	3	8	5	0	33
	24	1,292	12	15	20	9	2	62
	25	484	6	3	5	4	0	38
	26	826	13	6	13	10	0	36
	27	822	6	2	9	10	1	56
	28	484	3	1	1	2	0	21
	29	610	15	12	9	4	0	41
	30	412	2	0	3	7	0	30
	31	548	3	4	6	5	0	25
	32	684	8	7	8	7	0	25
	33	298	4	4	3	4	0	17
	34	628	7	9	6	8	0	31
	35	438	6	2	12	7	0	27
Gates		21,994	225	185	285	204	4	1,382
Greece								
	01	588	11	3	8	8	0	36
	02	816	16	13	16	12	1	66
	03	530	4	3	5	3	0	32
	04	512	2	3	8	5	0	23
	05	510	6	6	4	2	0	32
	06	456	6	7	4	3	0	22
	07	644	10	12	6	4	0	49
	08	590	10	3	6	4	0	47
	09	636	9	8	14	5	0	38
	10	542	12	5	7	6	0	32
	11	296	5	4	6	4	0	30
	12	382	7	4	4	4	0	31
	13	536	9	7	7	5	0	28
	14	428	6	4	7	8	1	26
	15	570	3	2	6	5	2	27
	16	412	4	6	7	5	1	13



STATE SUPREME COURT JUSTICE  
7TH JUDICIAL DISTRICT  
(VOTE FOR 2)  
DETAIL 2 OF 2

LEGISLATIVE DISTRICT OR TOWN	ELECTION DISTRICT	TOTAL VOTES	CHRISTOPHER S CIACCIO	VICKI ARGENTO	ANN MARIE TADDEO	VICKI ARGENTO	SCATTER	BLANK AND VOID
			WOR	WOR	IND	IND		
Greece								
	17	878	2	1	4	4	0	47
	18	742	7	9	11	9	0	47
	19	500	8	6	10	5	0	35
	20	570	6	3	10	10	0	39
	21	538	11	5	10	10	1	20
	22	506	9	4	7	7	0	36
	23	906	9	5	16	14	0	83
	24	902	7	7	12	8	0	51
	25	650	12	7	7	10	0	37
	26	484	3	6	4	1	0	28
	27	1,086	8	9	7	7	0	66
	28	806	9	7	11	10	0	39
	29	662	2	2	3	2	0	26
	30	458	6	6	11	7	0	31
	31	528	7	6	8	6	0	23
	32	620	9	6	9	9	0	46
	33	800	8	8	13	10	0	62
	34	734	6	6	12	10	0	48
	35	634	9	7	8	10	0	48
	36	904	8	7	7	6	0	56
	37	478	4	1	5	5	0	27
	38	972	8	8	12	8	0	57
	39	442	5	5	2	1	0	24
	40	502	3	3	5	6	0	33
	41	730	10	6	7	7	0	40
	42	516	11	7	8	8	0	28
	43	726	7	2	12	8	0	34
	44	938	7	2	16	13	0	53
	45	1,072	10	6	10	7	0	52
	46	444	9	5	3	4	0	32
	47	640	9	6	11	12	0	29
	48	470	1	0	4	3	1	38
	49	456	5	3	4	4	0	10
	50	632	5	5	13	11	1	38
	51	424	4	2	3	3	0	25
	52	848	7	6	8	8	0	36
	53	578	3	4	13	9	0	46
	54	776	5	2	14	11	0	50
	55	494	4	1	8	8	0	36
	56	762	12	7	8	8	0	58
	57	620	4	0	9	6	0	40
	58	856	8	7	10	9	0	40
	59	470	9	11	8	3	0	40
	60	544	5	2	8	6	0	38
	61	638	10	8	13	9	0	52
	62	854	12	6	10	8	0	40
	63	698	5	5	12	9	0	34
	64	556	7	5	4	5	0	40
	65	620	4	5	6	5	0	44

STATE SUPREME COURT JUSTICE  
7TH JUDICIAL DISTRICT  
(VOTE FOR 2)  
DETAIL 2 OF 2

LEGISLATIVE DISTRICT OR TOWN	ELECTION DISTRICT	TOTAL VOTES	CHRISTOPHER S CIACCIO	VICKI ARGENTO	ANN MARIE TADDEO	VICKI ARGENTO	SCATTER	BLANK AND VOID
			WOR	WOR	IND	IND		
Greece								
	66	392	4	2	1	2	0	37
	67	576	7	4	6	5	0	30
	68	776	11	8	15	10	1	37
	69	446	4	1	4	3	0	23
	70	1,862	10	6	17	13	0	139
	71	822	7	5	11	11	0	55
	72	972	7	4	11	6	0	70
	73	378	4	3	4	5	0	24
	74	636	7	5	14	11	2	47
	75	566	8	4	7	4	0	32
	76	570	7	3	5	3	0	32
	77	806	10	11	6	6	1	64
	78	452	4	6	3	5	0	27
	79	1,330	12	5	22	14	0	107
	80	922	5	5	11	6	0	57
	81	460	2	2	4	2	0	32
	82	770	18	10	15	13	0	70
	83	368	3	4	4	2	0	16
	84	788	11	9	14	10	0	47
	85	858	13	10	14	11	0	52
	86	858	3	4	9	7	0	57
	87	620	4	6	12	7	0	40
	88	800	5	1	8	5	0	56
	89	590	3	1	6	4	0	32
	90	854	6	7	14	12	1	56
	91	1,262	8	4	13	11	2	76
	92	1,076	11	11	18	12	0	76
	93	906	5	7	11	9	1	79
	94	784	10	8	15	10	0	36
	95	512	5	8	9	6	1	32
	96	860	6	4	13	11	0	34
	97	1,360	4	3	19	15	1	81
	98	1,150	14	11	17	11	0	61
	99	752	9	5	9	7	1	65
	100	1,032	10	9	17	12	0	50
	101	474	2	1	9	7	0	28
	102	1,100	11	6	10	9	0	70
	103	848	9	8	19	13	0	56
	104	598	6	2	14	13	0	33
	105	916	8	3	12	10	0	27
	106	668	5	1	5	5	0	29
	107	592	2	3	6	5	0	23
	108	552	4	2	6	6	0	32
	109	1,026	6	7	15	11	0	73
Greece		76,052	769	566	1,015	802	19	4,714
Hamlin								
	01	696	10	4	13	11	0	28
	02	792	13	5	14	10	1	43
	03	778	7	4	13	12	0	30

STATE SUPREME COURT JUSTICE  
7TH JUDICIAL DISTRICT  
(VOTE FOR 2)  
DETAIL 2 OF 2

LEGISLATIVE DISTRICT OR TOWN	ELECTION DISTRICT	TOTAL VOTES	CHRISTOPHER S CIACCIO	VICKI ARGENTO	ANN MARIE TADDEO	VICKI ARGENTO	SCATTER	BLANK AND VOID
			WOR	WOR	IND	IND		
Hamlin								
	04	544	10	6	7	5	2	32
	05	676	7	4	13	13	0	39
	06	572	11	3	9	4	4	22
	07	956	13	8	20	12	0	35
	08	474	11	8	7	8	0	29
	09	432	6	5	11	7	0	20
	10	826	10	6	13	10	4	27
Hamlin		6,746	98	53	120	92	11	305
Henrietta								
	01	918	10	7	10	8	0	50
	02	700	14	13	11	6	0	46
	03	394	7	5	4	4	0	16
	04	856	9	7	15	14	0	48
	05	712	8	8	6	4	0	37
	06	668	8	6	17	15	1	39
	07	628	5	7	10	5	0	33
	08	700	12	7	10	7	0	44
	09	560	2	4	4	0	0	39
	10	726	12	5	8	4	0	40
	11	634	9	5	3	1	2	45
	12	664	11	6	12	10	0	31
	13	1,270	18	14	13	7	1	68
	14	630	6	7	6	5	0	45
	15	974	13	9	8	7	0	70
	16	496	2	7	3	2	0	23
	17	818	13	8	16	10	2	44
	18	912	9	6	9	6	0	45
	19	652	14	5	9	4	0	24
	20	1,190	22	7	14	10	2	65
	21	550	10	6	10	5	0	9
	22	1,106	12	3	9	10	0	49
	23	708	16	10	15	8	2	40
	24	844	9	4	8	9	0	59
	25	672	3	3	10	8	0	58
	26	1,450	11	5	19	15	0	78
	27	1,190	7	3	15	12	1	76
	28	918	7	5	8	10	0	45
	29	2,426	20	13	25	21	1	135
	30	1,674	15	10	26	16	0	70
	31	460	5	4	5	6	0	29
	32	1,144	13	7	20	13	0	42
	33	524	12	8	5	6	0	25
	34	468	9	3	2	4	0	33
	35	1,014	10	4	12	6	0	36
Henrietta		30,250	363	231	377	278	12	1,636
Irondequoit								
	01	1,058	8	17	11	9	0	66
	02	542	7	7	10	5	0	31
	03	820	14	7	20	15	0	48

STATE SUPREME COURT JUSTICE  
7TH JUDICIAL DISTRICT  
(VOTE FOR 2)  
DETAIL 2 OF 2

LEGISLATIVE DISTRICT OR TOWN	ELECTION DISTRICT	TOTAL VOTES	CHRISTOPHER S CIACCIO	VICKI ARGENTO	ANN MARIE TADDEO	VICKI ARGENTO	SCATTER	BLANK AND VOID
			WOR	WOR	IND	IND		
Irondequoit								
	04	360	3	3	8	6	0	22
	05	676	12	1	13	9	0	37
	06	1,130	24	10	19	17	2	52
	07	960	15	7	18	9	0	37
	08	754	10	7	11	7	0	47
	09	678	4	2	7	10	0	45
	10	698	7	2	12	8	2	21
	11	406	3	0	3	2	0	29
	12	636	20	18	10	5	0	55
	13	940	16	8	11	9	0	27
	14	958	13	8	15	13	0	50
	15	890	9	6	12	11	0	31
	16	1,206	19	10	16	13	0	76
	17	478	9	5	9	7	0	25
	18	736	9	7	11	8	0	31
	19	904	16	9	15	11	1	78
	20	666	6	4	10	7	0	31
	21	738	7	5	19	10	0	33
	22	782	14	7	13	8	0	33
	23	676	7	4	10	5	0	36
	24	646	10	4	8	4	0	12
	25	696	8	6	14	9	0	35
	26	500	2	2	4	4	0	43
	27	480	8	5	9	7	0	22
	28	590	4	5	9	7	0	36
	29	592	8	3	7	5	0	40
	30	650	10	8	7	2	0	36
	31	946	21	18	12	8	0	19
	32	748	15	7	13	10	0	31
	33	518	8	4	9	3	0	26
	34	1,042	9	5	16	10	0	50
	35	532	17	10	14	9	0	24
	36	436	7	4	6	4	0	39
	37	526	6	5	4	3	0	40
	38	408	6	5	6	5	0	32
	39	178	2	1	1	2	0	11
	40	396	4	3	8	7	0	22
	41	682	9	5	13	7	0	52
	42	740	26	13	15	7	1	24
	43	612	13	9	3	1	0	39
	44	1,202	20	9	26	21	1	69
	45	504	6	2	7	7	0	29
	46	656	14	4	12	9	0	41
	47	270	3	2	1	3	0	8
	48	652	12	5	14	9	0	32
	49	922	11	6	25	14	0	30
	50	522	5	5	5	5	0	32
	51	844	13	10	15	17	0	33
	52	820	9	1	9	14	0	51

STATE SUPREME COURT JUSTICE  
7TH JUDICIAL DISTRICT  
(VOTE FOR 2)  
DETAIL 2 OF 2

LEGISLATIVE DISTRICT OR TOWN	ELECTION DISTRICT	TOTAL VOTES	CHRISTOPHER S CIACCIO	VICKI ARGENTO	ANN MARIE TADDEO	VICKI ARGENTO	SCATTER	BLANK AND VOID
			WOR	WOR	IND	IND		
Irondequoit								
	53	622	6	3	9	10	0	56
	54	220	1	1	3	2	0	7
	55	794	11	10	16	10	2	40
	56	548	4	7	9	7	0	32
	57	968	10	5	9	7	0	65
	58	810	13	7	11	14	0	47
	59	618	9	9	4	5	0	36
	60	652	8	4	10	11	0	38
	61	898	11	5	15	14	0	48
	62	724	7	4	12	12	0	28
	63	600	17	9	11	7	0	30
	64	274	4	1	3	3	0	26
	65	518	5	3	12	5	0	42
	66	356	1	2	3	1	0	36
	67	510	7	6	6	2	0	55
	68	588	5	3	6	3	0	38
		<u>45,702</u>	<u>657</u>	<u>399</u>	<u>714</u>	<u>530</u>	<u>9</u>	<u>2,523</u>
Irondequoit								
Mendon								
	01	1,282	12	7	18	15	0	47
	02	1,132	20	13	12	7	0	80
	03	1,258	13	8	16	11	0	46
	04	914	18	10	13	15	0	68
	05	1,184	12	5	16	10	0	43
	06	1,202	16	10	15	14	0	59
	07	1,294	9	5	6	5	0	64
	08	494	4	4	7	7	0	18
	09	968	13	7	9	4	0	56
		<u>9,728</u>	<u>117</u>	<u>69</u>	<u>112</u>	<u>88</u>	<u>0</u>	<u>481</u>
Mendon								
Ogden								
	01	770	8	4	11	8	0	36
	02	802	10	5	12	14	0	39
	03	1,234	12	7	15	10	0	61
	04	742	5	3	7	6	0	29
	05	748	7	4	15	14	0	35
	06	992	13	10	13	11	0	40
	07	544	7	3	8	6	0	26
	08	940	9	6	9	10	0	50
	09	760	11	7	8	9	0	60
	10	820	10	9	11	6	0	36
	11	892	7	5	19	10	0	47
	12	1,032	17	7	13	11	0	47
	13	834	5	5	12	12	0	40
	14	698	2	5	6	4	0	32
	15	1,064	12	6	9	7	0	65
	16	522	1	0	4	3	1	23
	17	746	2	7	8	10	0	35
	18	1,108	18	11	17	9	0	36
	19	950	7	2	10	6	0	50
	20	978	11	6	9	8	0	61

STATE SUPREME COURT JUSTICE  
7TH JUDICIAL DISTRICT  
(VOTE FOR 2)  
DETAIL 2 OF 2

LEGISLATIVE DISTRICT OR TOWN	ELECTION DISTRICT	TOTAL VOTES	CHRISTOPHER S CIACCIO	VICKI ARGENTO	ANN MARIE TADDEO	VICKI ARGENTO	SCATTER	BLANK AND VOID
			WOR	WOR	IND	IND		
Ogden		17,176	174	112	216	174	1	848
Parma								
	01	962	2	0	16	16	0	46
	02	1,056	7	6	13	9	0	55
	03	824	11	7	8	5	0	58
	04	810	9	2	6	6	0	46
	05	614	6	4	6	4	0	22
	06	408	3	1	4	4	0	34
	07	808	9	5	13	10	0	55
	08	1,118	8	6	18	15	0	70
	09	912	10	2	9	6	0	34
	10	874	9	3	10	11	0	44
	11	976	7	3	15	12	0	55
	12	988	11	9	12	9	0	66
	13	1,482	8	8	25	15	0	86
	14	712	13	9	9	8	0	59
	15	988	15	10	15	11	0	66
Parma		13,532	128	75	179	141	0	796
Penfield								
	01	412	2	1	4	7	0	19
	02	824	6	2	9	8	0	35
	03	778	11	4	8	9	0	31
	04	1,132	8	6	20	12	0	57
	05	920	16	9	13	9	0	44
	06	698	8	6	10	4	0	31
	07	792	8	3	14	10	0	50
	08	552	4	3	9	6	0	40
	09	1,022	11	7	18	17	0	38
	10	634	3	6	12	13	0	33
	11	548	12	4	8	11	0	27
	12	860	17	11	6	6	0	35
	13	1,214	5	8	10	10	0	76
	14	1,050	15	10	13	12	0	55
	15	1,274	8	4	16	16	0	54
	16	386	7	3	9	9	0	16
	17	892	8	7	12	7	0	45
	18	646	11	8	11	10	0	18
	19	1,260	12	6	22	20	0	47
	20	960	8	12	22	14	1	59
	21	976	12	14	20	15	0	41
	22	876	11	3	16	18	0	25
	23	1,118	10	6	15	12	1	35
	24	1,120	7	6	15	15	0	41
	25	710	6	5	8	5	1	34
	26	522	5	5	10	14	0	27
	27	922	14	6	17	15	0	16
	28	700	11	5	7	6	0	48
	29	1,098	9	9	14	10	0	56
	30	1,548	11	5	16	17	0	63
	31	506	4	2	6	8	3	36

STATE SUPREME COURT JUSTICE  
7TH JUDICIAL DISTRICT  
(VOTE FOR 2)  
DETAIL 2 OF 2

LEGISLATIVE DISTRICT OR TOWN	ELECTION DISTRICT	TOTAL VOTES	CHRISTOPHER S CIACCIO	VICKI ARGENTO	ANN MARIE TADDEO	VICKI ARGENTO	SCATTER	BLANK AND VOID
			WOR	WOR	IND	IND		
Penfield								
	32	586	4	6	10	5	0	39
	33	764	8	7	18	14	0	44
	34	806	7	7	8	4	2	57
	35	1,274	12	7	14	12	0	74
	36	874	15	4	16	9	0	43
	37	1,526	11	8	17	15	0	85
	38	584	4	5	8	7	0	33
	39	654	7	6	8	5	0	32
	40	1,130	8	11	11	4	0	53
	41	1,178	6	6	13	9	1	68
	42	798	5	3	14	12	2	51
Penfield		37,124	367	256	527	441	11	1,811
Perinton								
	01	1,394	11	5	17	14	0	50
	02	1,064	12	7	12	12	0	29
	03	720	6	2	7	10	0	24
	04	806	12	11	13	7	0	29
	05	494	5	2	10	9	0	12
	06	784	9	7	13	9	0	32
	07	974	7	5	18	15	0	54
	08	844	6	2	10	8	0	31
	09	1,126	9	11	14	11	0	40
	10	1,008	18	11	12	12	0	38
	11	582	8	4	9	10	0	21
	12	818	6	7	13	7	0	36
	13	724	6	2	1	2	0	18
	14	872	7	7	17	13	0	42
	15	864	9	5	20	18	0	66
	16	650	6	2	3	5	0	31
	17	882	15	8	11	11	0	35
	18	860	8	2	14	11	1	41
	19	768	10	3	8	6	0	39
	20	784	7	5	12	12	0	30
	21	1,032	12	11	19	15	0	56
	22	612	9	4	10	7	0	29
	23	1,276	15	10	23	22	0	55
	24	1,380	8	8	9	9	0	75
	25	696	15	6	12	10	2	49
	26	886	3	5	8	7	1	34
	27	726	8	3	5	6	0	37
	28	676	15	8	13	10	0	27
	29	522	10	5	3	3	0	21
	30	858	12	6	16	12	0	45
	31	930	15	12	10	8	1	52
	32	720	13	8	9	5	0	39
	33	940	13	4	13	11	0	27
	34	1,122	7	2	14	14	0	69
	35	722	16	11	9	6	0	26
	36	540	6	6	8	5	0	20

STATE SUPREME COURT JUSTICE  
7TH JUDICIAL DISTRICT  
(VOTE FOR 2)  
DETAIL 2 OF 2

LEGISLATIVE DISTRICT OR TOWN	ELECTION DISTRICT	TOTAL VOTES	CHRISTOPHER S CIACCIO	VICKI ARGENTO	ANN MARIE TADDEO	VICKI ARGENTO	SCATTER	BLANK AND VOID
			WOR	WOR	IND	IND		
Perinton								
	37	870	13	9	8	4	1	41
	38	1,220	19	16	17	14	0	85
	39	1,108	6	6	13	10	2	63
	40	644	12	7	6	4	1	30
	41	562	5	0	12	11	0	32
	42	856	10	7	6	11	0	53
	43	1,550	14	13	18	12	0	69
	44	732	3	0	13	10	0	36
	45	1,552	10	6	18	16	0	61
	46	498	8	3	4	4	0	27
	47	966	9	6	12	8	2	56
	48	658	7	7	7	8	1	31
	49	692	2	1	6	4	1	30
	50	296	7	6	8	6	0	17
	51	1,064	9	2	12	14	0	32
	52	984	8	4	9	6	0	66
	53	702	4	4	7	7	0	26
	54	1,554	14	10	17	9	0	49
	55	896	8	4	11	9	0	39
	56	1,384	11	6	12	15	0	61
Perinton		49,444	533	334	631	534	13	2,263
Pittsford								
	01	720	12	7	11	10	0	29
	02	756	12	7	8	7	0	20
	03	1,192	13	3	16	10	0	68
	04	1,064	7	2	11	8	0	38
	05	672	11	3	7	7	0	32
	06	608	8	10	11	5	0	50
	07	406	6	2	5	2	2	13
	08	798	3	3	7	5	0	36
	09	852	13	6	10	13	0	33
	10	1,176	16	10	12	13	0	48
	11	670	10	14	3	7	0	27
	12	920	8	5	6	7	1	47
	13	592	9	4	6	5	0	34
	14	1,036	8	6	9	7	0	39
	15	658	15	10	13	11	1	47
	16	734	8	10	9	12	0	39
	17	1,068	14	6	12	6	0	42
	18	688	10	4	4	3	0	38
	19	512	3	2	1	2	1	22
	20	876	10	2	13	11	1	57
	21	874	10	5	9	9	0	41
	22	1,010	5	4	7	5	1	49
	23	740	13	6	12	11	0	44
	24	1,000	8	2	8	3	0	73
	25	1,060	9	5	10	9	0	36
	26	806	16	10	12	6	0	40
	27	774	10	5	8	6	0	19



STATE SUPREME COURT JUSTICE  
7TH JUDICIAL DISTRICT  
(VOTE FOR 2)  
DETAIL 2 OF 2

LEGISLATIVE DISTRICT OR TOWN	ELECTION DISTRICT	TOTAL VOTES	CHRISTOPHER S CIACCIO	VICKI ARGENTO	ANN MARIE TADDEO	VICKI ARGENTO	SCATTER	BLANK AND VOID
			WOR	WOR	IND	IND		
Pittsford								
	28	786	10	5	9	6	0	21
	29	818	6	4	7	7	0	33
	30	818	5	4	8	5	0	25
	31	992	12	5	11	10	0	46
	32	952	12	8	8	9	0	26
	33	1,378	7	8	15	7	0	64
	34	1,424	5	6	12	12	1	48
		29,430	324	193	310	256	8	1,324
Pittsford Riga								
	01	1,292	17	9	16	13	0	58
	02	982	13	9	11	11	0	50
	03	786	5	3	9	6	0	51
	04	842	6	5	17	13	0	50
	05	872	12	6	7	8	0	36
	06	776	9	7	7	6	0	35
		5,550	62	39	67	57	0	280
Riga Rush								
	01	1,074	14	7	12	8	0	45
	02	702	9	4	10	6	0	46
	03	1,022	16	11	13	12	0	41
	04	1,044	9	5	16	14	0	43
		3,842	48	27	51	40	0	175
Rush Sweden								
	01	826	8	7	12	6	0	43
	02	480	10	4	8	3	0	37
	03	910	15	10	16	12	0	56
	04	938	14	6	13	7	0	54
	05	214	3	2	3	3	0	4
	06	698	6	5	10	6	0	28
	07	730	5	4	11	13	0	29
	08	778	6	4	9	8	0	37
	09	732	7	6	8	5	0	31
	10	1,116	14	6	15	14	0	69
	11	278	6	0	5	8	0	17
	12	760	6	3	3	7	0	33
		8,460	100	57	113	92	0	438
Sweden Webster								
	01	822	10	7	11	10	0	44
	02	1,224	24	20	17	15	0	60
	03	1,052	8	9	17	15	0	51
	04	442	10	11	7	6	0	30
	05	898	10	7	14	12	0	36
	06	672	6	3	9	10	0	37
	07	930	15	10	12	13	0	25
	08	794	10	6	15	13	0	42
	09	836	6	8	10	6	0	47
	10	1,874	17	11	26	22	1	95
	11	964	10	5	12	10	0	51

STATE SUPREME COURT JUSTICE  
7TH JUDICIAL DISTRICT  
(VOTE FOR 2)  
DETAIL 2 OF 2

LEGISLATIVE DISTRICT OR TOWN	ELECTION DISTRICT	TOTAL VOTES	CHRISTOPHER S CIACCIO	VICKI ARGENTO	ANN MARIE TADDEO	VICKI ARGENTO	SCATTER	BLANK AND VOID
			WOR	WOR	IND	IND		
Webster								
	12	1,120	8	2	17	16	4	57
	13	810	12	5	13	12	0	36
	14	772	7	1	8	6	0	43
	15	638	8	7	13	8	2	35
	16	1,148	13	8	6	5	0	69
	17	764	5	4	11	7	1	49
	18	614	11	9	7	8	0	27
	19	1,320	12	9	12	8	0	62
	20	1,288	13	9	17	17	0	65
	21	1,014	14	8	12	10	0	43
	22	908	13	6	3	5	0	55
	23	728	8	4	18	16	0	29
	24	2,202	16	10	27	25	2	103
	25	414	2	4	1	3	0	24
	26	886	9	7	8	8	0	46
	27	1,460	8	6	17	10	0	84
	28	862	7	6	6	4	0	27
	29	566	9	5	10	8	0	31
	30	572	5	2	7	7	0	39
	31	988	11	9	16	14	0	61
	32	1,182	6	5	10	8	0	43
	33	862	8	5	12	8	0	33
	34	476	3	2	7	8	0	19
	35	622	2	3	3	4	1	24
	36	740	0	1	8	7	0	46
	37	1,494	14	12	11	11	1	77
	38	936	3	4	17	12	0	52
	39	840	3	3	12	9	0	51
	40	1,852	16	11	22	24	0	103
	41	1,226	12	5	19	21	0	37
	42	980	9	7	11	12	0	47
	43	740	9	6	9	4	0	24
Webster		41,532	402	282	520	457	12	2,059
Wheatland								
	01	826	25	11	16	8	0	42
	02	830	13	4	16	11	1	68
	03	994	16	9	12	13	0	65
	04	842	8	5	11	9	0	48
	05	960	10	5	16	10	0	58
Wheatland		4,452	72	34	71	51	1	281
TOWNS		469,284	5,431	3,495	6,201	4,935	119	24,798
GRAND TOTAL:		575,300	7,496	4,873	7,315	5,722	177	35,104

REPRESENTATIVE IN CONGRESS  
25TH DISTRICT  
2 YEAR TERM  
SUMMARY

LEGISLATIVE DISTRICT OR TOWN	TOTAL VOTES	JOSEPH D MORELLE	JIM MAXWELL	JIM MAXWELL	JOSEPH D MORELLE	JOSEPH D MORELLE	JOSEPH D MORELLE	JIM MAXWELL	SCATTER	BLANK AND VOID
		DEM	REP	CON	WOR	IND	WEP	REF		
Leg. Dist. 07	711	369	228	42	26	12	6	8	1	19
Leg. Dist. 16	12	10	2	0	0	0	0	0	0	0
Leg. Dist. 21	7,036	5,257	868	196	249	106	83	42	4	231
Leg. Dist. 22	4,251	3,491	281	43	46	28	31	8	0	323
Leg. Dist. 23	8,881	6,276	1,454	280	343	177	134	69	9	139
Leg. Dist. 24	5,456	4,023	712	116	271	82	116	45	3	88
Leg. Dist. 25	5,788	4,594	422	72	184	72	57	26	6	355
Leg. Dist. 26	4,541	2,681	1,247	235	78	83	33	33	5	146
Leg. Dist. 27	7,269	5,846	588	129	170	97	51	23	6	359
Leg. Dist. 28	3,970	2,874	596	106	74	56	32	18	0	214
Leg. Dist. 29	5,241	3,936	691	137	95	61	37	18	3	263
CITY	53,156	39,357	7,089	1,356	1,536	774	580	290	37	2,137
Brighton	16,690	11,293	3,598	587	379	294	231	91	12	205
Chili	12,430	5,411	5,129	1,163	158	197	87	96	2	187
Clarkson	2,686	887	1,348	320	19	46	10	15	0	41
East Rochester	2,348	1,167	824	135	56	52	19	25	4	66
Gates	11,002	5,281	4,225	777	150	173	61	70	16	249
Greece	38,049	16,191	16,283	3,273	492	615	194	227	14	760
Henrietta	15,142	8,127	5,085	1,015	229	264	84	75	11	252
Irondequoit	22,880	13,032	6,942	1,346	393	474	198	130	15	350
Ogden	8,596	3,170	4,064	899	98	124	49	47	4	141
Parma	6,772	2,086	3,553	743	77	103	37	36	0	137
Penfield	18,583	9,187	7,001	1,341	211	351	123	113	7	249
Perinton	24,758	12,561	9,234	1,671	286	437	158	147	5	259
Pittsford	14,748	8,270	5,022	751	182	218	101	68	6	130
Riga	2,775	837	1,451	327	28	49	12	21	0	50
Sweden	4,245	1,861	1,721	425	55	61	29	25	1	67
Webster	20,781	9,261	8,773	1,652	226	353	132	137	6	241
TOWNS	222,485	108,622	84,253	16,425	3,039	3,811	1,525	1,323	103	3,384
GRAND TOTAL:	275,641	147,979	91,342	17,781	4,575	4,585	2,105	1,613	140	5,521

REPRESENTATIVE IN CONGRESS  
25TH DISTRICT  
2 YEAR TERM  
DETAIL

LEGISLATIVE DISTRICT OR TOWN	ELECTION DISTRICT	TOTAL VOTES	JOSEPH D MORELLE	JIM MAXWELL	JIM MAXWELL	JOSEPH D MORELLE	JOSEPH D MORELLE	JOSEPH D MORELLE	JIM MAXWELL	SCATTER	BLANK AND VOID
			DEM	REP	CON	WOR	IND	WEP	REF		
Leg. Dist. 07	01	439	214	164	24	16	8	3	3	0	7
	02	272	155	64	18	10	4	3	5	1	12
Leg. Dist. 07		711	369	228	42	26	12	6	8	1	19
Leg. Dist. 16	01	12	10	2	0	0	0	0	0	0	0
Leg. Dist. 16		12	10	2	0	0	0	0	0	0	0
Leg. Dist. 21	01	309	203	54	13	12	6	9	3	1	8
	02	283	193	48	14	11	3	6	4	0	4
	03	164	110	33	9	1	3	1	0	0	7
	04	174	137	17	2	5	3	0	1	0	9
	05	197	141	25	5	15	2	5	1	0	3
	06	333	249	28	8	15	7	7	4	1	14
	07	466	344	73	11	14	7	6	3	0	8
	08	142	113	10	6	9	0	1	0	0	3
	09	428	306	67	10	20	9	9	0	0	7
	10	454	339	68	12	10	8	5	3	0	9
	11	240	195	18	3	4	2	3	2	0	13
	12	626	439	98	19	29	6	6	4	0	25
	13	212	168	12	4	16	1	4	2	1	4
	14	159	130	14	7	6	0	0	0	0	2
	15	373	278	45	15	10	8	2	1	0	14
	16	117	86	20	4	1	1	1	0	0	4
	17/26	375	289	36	10	15	11	4	1	0	9
	18	200	160	14	4	2	1	3	0	0	16
	19	128	102	6	2	3	3	1	0	0	11
	20	177	131	20	7	11	4	2	0	0	2
	21	222	176	23	3	5	0	1	2	1	11
	22	252	211	17	3	3	3	0	0	0	15
	23	234	183	23	5	10	4	1	0	0	8
	24	424	284	78	18	17	9	5	5	0	8
	25	203	171	11	1	2	4	1	4	0	9

REPRESENTATIVE IN CONGRESS  
25TH DISTRICT  
2 YEAR TERM  
DETAIL

LEGISLATIVE DISTRICT OR TOWN	ELECTION DISTRICT	TOTAL VOTES	JOSEPH D MORELLE	JIM MAXWELL	JIM MAXWELL	JOSEPH D MORELLE	JOSEPH D MORELLE	JOSEPH D MORELLE	JIM MAXWELL	SCATTER	BLANK AND VOID
			DEM	REP	CON	WOR	IND	WEP	REF		
Leg. Dist. 21	27	144	119	10	1	3	1	0	2	0	8
Leg. Dist. 21		7,036	5,257	868	196	249	106	83	42	4	231
Leg. Dist. 22	01	287	235	27	1	1	1	1	0	0	21
	02/13	154	125	2	1	1	3	0	1	0	21
	03	165	103	10	2	2	2	2	0	0	44
	04	105	94	4	1	0	1	0	0	0	5
	05	137	124	5	0	0	0	0	0	0	8
	06	187	161	7	1	1	1	1	0	0	15
	07	93	68	0	0	1	0	0	0	0	24
	08	190	155	17	1	4	1	0	0	0	12
	09	109	89	5	0	2	0	0	0	0	13
	10	134	120	5	0	2	0	0	0	0	7
	11	256	218	10	2	3	0	4	0	0	19
	12	123	106	5	0	0	0	1	0	0	11
	14	160	129	17	1	1	2	1	0	0	9
	15	180	152	5	3	4	1	2	1	0	12
	16	65	59	2	0	2	1	0	0	0	1
	17	78	65	2	1	0	0	0	0	0	10
	18	108	86	6	0	0	1	1	0	0	14
	19	102	93	4	0	0	0	0	1	0	4
	20	197	168	11	4	0	2	0	0	0	12
	21	107	86	8	0	4	0	2	0	0	7
	22	204	180	4	3	2	3	3	0	0	9
	23	112	106	3	1	0	0	0	0	0	2
	24	76	61	9	0	2	0	2	0	0	2
	25	454	336	63	15	6	5	5	2	0	22
	26/25-19	267	201	44	4	4	3	4	2	0	5
	27	201	171	6	2	4	1	2	1	0	14
Leg. Dist. 22		4,251	3,491	281	43	46	28	31	8	0	323
Leg. Dist. 23	01	169	107	44	3	4	4	3	2	0	2

REPRESENTATIVE IN CONGRESS  
25TH DISTRICT  
2 YEAR TERM  
DETAIL

LEGISLATIVE DISTRICT OR TOWN	ELECTION DISTRICT	TOTAL VOTES	JOSEPH D MORELLE	JIM MAXWELL	JIM MAXWELL	JOSEPH D MORELLE	JOSEPH D MORELLE	JOSEPH D MORELLE	JIM MAXWELL	SCATTER	BLANK AND VOID
			DEM	REP	CON	WOR	IND	WEP	REF		
Leg. Dist. 23											
	02	301	215	40	7	13	6	8	2	0	10
	03	217	151	27	4	15	4	8	1	0	7
	04	423	302	68	17	11	11	8	2	0	4
	05	203	160	23	4	8	1	4	2	0	1
	06	183	141	26	3	6	3	0	1	0	3
	07	358	264	44	8	25	5	5	0	0	7
	08	348	250	46	9	20	8	7	3	0	5
	09	233	172	35	9	9	5	2	1	0	0
	10	277	213	32	13	11	0	6	0	1	1
	11	316	237	43	5	17	5	2	4	0	3
	12	379	277	63	16	14	5	3	0	0	1
	13	321	233	64	5	10	5	3	1	0	0
	14	317	244	44	7	11	2	5	1	0	3
	15	243	183	36	5	6	3	5	3	0	2
	16	153	99	29	7	7	2	0	3	0	6
	17	420	278	69	13	20	10	8	3	2	17
	18	621	416	119	31	16	15	4	8	1	11
	19	325	199	83	8	11	9	7	2	0	6
	20	369	265	55	9	16	7	5	4	2	6
	21	296	206	55	10	13	6	2	1	1	2
	22	274	190	56	5	8	7	4	0	1	3
	23	196	153	17	0	11	1	3	4	0	7
	24	300	183	66	6	10	9	8	6	0	12
	25	454	304	87	20	13	12	8	5	0	5
	26	506	343	97	26	15	13	5	3	1	3
	27	249	166	43	15	6	9	2	4	0	4
	28	382	290	37	11	17	10	8	1	0	8
	29	48	35	6	4	0	0	1	2	0	0
Leg. Dist. 23		8,881	6,276	1,454	280	343	177	134	69	9	139
Leg. Dist. 24											
	01	397	297	39	12	26	7	12	0	1	3
	02/22	312	238	32	9	19	6	6	0	0	2

REPRESENTATIVE IN CONGRESS  
25TH DISTRICT  
2 YEAR TERM  
DETAIL

LEGISLATIVE DISTRICT OR TOWN	ELECTION DISTRICT	TOTAL VOTES	JOSEPH D MORELLE	JIM MAXWELL	JIM MAXWELL	JOSEPH D MORELLE	JOSEPH D MORELLE	JOSEPH D MORELLE	JIM MAXWELL	SCATTER	BLANK AND VOID
			DEM	REP	CON	WOR	IND	WEP	REF		
Leg. Dist. 24											
	03/23	302	228	32	8	21	4	4	3	0	2
	04	446	343	44	6	18	6	12	6	0	11
	05/24	334	243	54	11	9	7	1	6	0	3
	06	251	188	35	3	11	4	4	4	0	2
	07/19	237	165	42	8	7	3	3	4	0	5
	08	272	204	40	9	10	1	4	3	0	1
	09	208	136	40	6	8	6	6	0	0	6
	10	423	299	43	7	41	2	20	3	1	7
	11/12	198	144	36	4	1	3	4	1	0	5
	13	363	281	30	5	27	5	10	2	0	3
	14/21	466	348	50	5	25	9	12	4	0	13
	15	374	270	53	7	14	8	4	2	0	16
	16	372	266	67	8	14	5	4	3	0	5
	17	84	58	19	1	0	2	1	2	0	1
	18	346	260	53	4	16	3	6	2	1	1
	20	71	55	3	3	4	1	3	0	0	2
		<u>5,456</u>	<u>4,023</u>	<u>712</u>	<u>116</u>	<u>271</u>	<u>82</u>	<u>116</u>	<u>45</u>	<u>3</u>	<u>88</u>
Leg. Dist. 24											
Leg. Dist. 25											
	01	398	311	55	10	8	7	1	0	0	6
	02	242	195	11	2	8	5	1	1	0	19
	03	311	260	15	5	6	4	3	0	0	18
	04/24	192	127	28	1	8	1	0	1	0	26
	05	238	205	11	2	3	1	2	1	0	13
	06	250	191	18	5	14	5	7	1	1	8
	07	289	252	5	1	3	2	0	1	0	25
	08	270	227	9	4	6	2	0	4	0	18
	09	107	97	1	0	1	2	0	0	0	6
	10	292	228	14	1	4	4	7	0	0	34
	11	124	111	1	1	1	0	0	0	0	10
	12/28	315	220	35	3	34	2	9	4	0	8
	13	219	187	3	0	4	4	2	0	0	19
	14	171	135	11	5	11	2	5	1	0	1

REPRESENTATIVE IN CONGRESS  
25TH DISTRICT  
2 YEAR TERM  
DETAIL

LEGISLATIVE DISTRICT OR TOWN	ELECTION DISTRICT	TOTAL VOTES	JOSEPH D MORELLE	JIM MAXWELL	JIM MAXWELL	JOSEPH D MORELLE	JOSEPH D MORELLE	JOSEPH D MORELLE	JIM MAXWELL	SCATTER	BLANK AND VOID
			DEM	REP	CON	WOR	IND	WEP	REF		
Leg. Dist. 25											
	15	186	153	12	1	1	0	1	0	0	18
	16	174	141	15	3	1	1	0	2	0	11
	17	152	124	3	3	3	3	1	0	0	15
	18	302	237	20	1	10	4	2	0	1	27
	20	134	89	25	5	5	3	3	1	0	3
	21/28-19	190	157	12	1	3	3	0	0	0	14
	22	226	171	19	5	9	5	3	2	2	10
	23	105	90	9	0	2	2	2	0	0	0
	25	513	389	54	11	13	5	3	3	1	34
	26/27	136	102	13	0	11	1	2	1	0	6
	29/30	252	195	23	2	15	4	3	3	1	6
Leg. Dist. 25		5,788	4,594	422	72	184	72	57	26	6	355
Leg. Dist. 26											
	01	493	271	149	36	7	9	1	5	0	15
	02	218	128	60	12	6	4	0	3	0	5
	03	142	82	42	3	4	3	1	0	0	7
	04	236	120	80	21	2	7	1	0	0	5
	05	228	138	63	8	3	4	1	4	0	7
	06	216	155	37	5	2	1	3	1	0	12
	07	232	141	62	10	5	4	3	0	0	7
	08	274	209	34	7	3	8	1	0	0	12
	09	258	160	51	15	5	5	4	4	2	12
	10	285	197	54	8	6	8	1	0	0	11
	11	268	163	78	11	7	3	2	0	1	3
	12	281	128	112	19	6	5	3	1	1	6
	13	305	168	103	18	5	2	1	1	0	7
	14	344	187	98	28	6	5	4	5	0	11
	15	260	187	39	8	3	6	3	4	0	10
	16	271	132	101	18	4	4	3	1	0	8
	17	230	115	84	8	4	5	1	4	1	8
Leg. Dist. 26		4,541	2,681	1,247	235	78	83	33	33	5	146



REPRESENTATIVE IN CONGRESS  
25TH DISTRICT  
2 YEAR TERM  
DETAIL

LEGISLATIVE DISTRICT OR TOWN	ELECTION DISTRICT	TOTAL VOTES	JOSEPH D MORELLE	JIM MAXWELL	JIM MAXWELL	JOSEPH D MORELLE	JOSEPH D MORELLE	JOSEPH D MORELLE	JIM MAXWELL	SCATTER	BLANK AND VOID
			DEM	REP	CON	WOR	IND	WEP	REF		
Leg. Dist. 27											
	01	353	275	38	17	4	2	1	3	0	13
	02	348	282	26	10	5	7	2	1	1	14
	03	283	214	32	9	9	5	4	1	0	9
	04	353	281	30	9	9	6	4	1	0	13
	05	339	290	12	4	11	3	3	1	1	14
	06	284	239	15	4	4	5	1	0	0	16
	07	303	232	31	4	10	4	3	0	0	19
	08	497	395	27	3	7	7	3	2	0	53
	09	346	283	18	1	19	5	4	0	0	16
	10	320	249	38	5	10	5	4	1	0	8
	11	383	313	25	6	8	8	5	1	0	17
	12	271	211	25	6	9	3	5	3	1	8
	13	329	289	12	3	4	3	3	0	0	15
	14	248	207	14	2	3	4	1	0	0	17
	15	294	256	11	2	5	6	2	0	1	11
	16	307	263	17	4	5	4	0	0	1	13
	17	344	282	26	1	9	3	2	0	0	21
	18	249	166	48	9	5	4	0	1	0	16
	19	344	300	12	3	7	4	1	0	0	17
	20	179	156	4	2	2	1	0	1	0	13
	21	167	142	10	1	1	1	2	1	0	9
	22	223	141	49	8	10	2	0	3	1	9
	23	207	179	8	0	10	1	1	0	0	8
	25	122	81	23	12	0	2	0	0	0	4
	26	176	120	37	4	4	2	0	3	0	6
Leg. Dist. 27		7,269	5,846	588	129	170	97	51	23	6	359
Leg. Dist. 28											
	01	228	176	31	7	0	2	4	0	0	8
	02	141	107	19	8	2	0	1	0	0	4
	03	149	116	16	2	1	4	0	0	0	10
	04	152	96	29	2	3	5	2	1	0	14
	05	133	83	26	5	2	2	2	1	0	12

REPRESENTATIVE IN CONGRESS  
25TH DISTRICT  
2 YEAR TERM  
DETAIL

LEGISLATIVE DISTRICT OR TOWN	ELECTION DISTRICT	TOTAL VOTES	JOSEPH D MORELLE	JIM MAXWELL	JIM MAXWELL	JOSEPH D MORELLE	JOSEPH D MORELLE	JOSEPH D MORELLE	JIM MAXWELL	SCATTER	BLANK AND VOID
			DEM	REP	CON	WOR	IND	WEP	REF		
Leg. Dist. 28											
	06	327	236	52	12	6	4	3	1	0	13
	07	381	269	70	9	8	5	2	3	0	15
	08	177	118	17	1	4	4	4	0	0	29
	09	243	168	45	6	8	2	2	1	0	11
	10	82	68	7	2	1	0	1	0	0	3
	11	149	113	12	5	1	1	0	3	0	14
	12	136	95	22	2	2	3	1	0	0	11
	13	237	164	43	7	5	5	2	0	0	11
	14	201	156	26	9	3	1	0	1	0	5
	15	74	56	8	2	0	2	0	1	0	5
	16	204	149	30	5	2	6	0	0	0	12
	17	22	15	6	0	0	0	0	0	0	1
	18	222	164	29	7	5	1	1	1	0	14
	20	296	212	50	10	10	3	5	1	0	5
	21	283	209	45	3	5	5	2	3	0	11
	22	133	104	13	2	6	1	0	1	0	6
Leg. Dist. 28		3,970	2,874	596	106	74	56	32	18	0	214
Leg. Dist. 29											
	01	33	25	6	0	0	0	0	0	0	2
	02	69	56	5	2	1	0	1	0	0	4
	03	9	5	1	0	0	1	0	0	0	2
	04	292	208	52	9	3	4	2	1	0	13
	05	265	192	42	8	5	3	0	3	1	11
	06	167	120	32	2	5	2	3	0	0	3
	07	205	138	41	7	6	5	0	2	0	6
	08	63	50	8	0	0	1	1	0	1	2
	09	393	288	59	11	7	6	3	2	0	17
	10	293	239	30	7	3	3	1	0	0	10
	11	218	148	38	11	6	2	3	2	0	8
	12	273	207	38	6	6	3	0	0	0	13
	13	151	127	5	0	0	3	0	0	0	16
	14	94	73	11	2	2	0	1	0	0	5

REPRESENTATIVE IN CONGRESS  
25TH DISTRICT  
2 YEAR TERM  
DETAIL

LEGISLATIVE DISTRICT OR TOWN	ELECTION DISTRICT	TOTAL VOTES	JOSEPH D MORELLE	JIM MAXWELL	JIM MAXWELL	JOSEPH D MORELLE	JOSEPH D MORELLE	JOSEPH D MORELLE	JIM MAXWELL	SCATTER	BLANK AND VOID
			DEM	REP	CON	WOR	IND	WEP	REF		
Leg. Dist. 29											
	15	226	191	18	4	2	0	1	0	0	10
	16	99	85	6	0	0	0	0	0	0	8
	17	185	114	32	14	7	4	2	1	0	11
	18	267	171	56	16	13	3	5	2	0	1
	19	142	113	13	3	2	1	2	0	0	8
	20	330	250	29	7	8	2	2	2	0	30
	21	303	215	45	10	8	4	5	2	0	14
	22	142	125	7	2	0	2	0	0	0	6
	23	235	188	31	1	2	0	1	0	1	11
	24	329	264	33	4	5	5	3	1	0	14
	25/28	347	256	45	10	4	7	1	0	0	24
	26	111	88	8	1	0	0	0	0	0	14
Leg. Dist. 29		5,241	3,936	691	137	95	61	37	18	3	263
CITY		53,156	39,357	7,089	1,356	1,536	774	580	290	37	2,137
Brighton											
	01	462	345	61	14	21	8	3	2	0	8
	02	263	135	93	15	5	4	4	1	0	6
	03	377	227	112	15	4	5	6	1	0	7
	04	409	293	72	12	13	7	4	2	1	5
	05	405	298	59	12	14	6	10	2	0	4
	06	546	352	136	21	16	8	7	2	1	3
	07	333	206	77	11	14	15	1	2	0	7
	08	406	209	168	12	1	5	3	4	1	3
	09	360	244	65	22	15	3	2	5	0	4
	10	463	329	90	18	5	8	9	2	0	2
	11	460	287	95	24	17	12	11	5	0	9
	12	517	367	93	16	15	11	8	2	0	5
	13	266	179	59	5	7	4	4	5	0	3
	14	299	221	40	4	11	8	8	1	1	5
	15	334	222	69	22	5	5	6	0	0	5
	16	265	131	102	22	0	5	2	3	0	0
	17	230	169	47	4	4	0	1	1	0	4

REPRESENTATIVE IN CONGRESS  
25TH DISTRICT  
2 YEAR TERM  
DETAIL

LEGISLATIVE DISTRICT OR TOWN	ELECTION DISTRICT	TOTAL VOTES	JOSEPH D MORELLE	JIM MAXWELL	JIM MAXWELL	JOSEPH D MORELLE	JOSEPH D MORELLE	JOSEPH D MORELLE	JIM MAXWELL	SCATTER	BLANK AND VOID
			DEM	REP	CON	WOR	IND	WEP	REF		
Brighton	18	386	270	69	12	16	8	8	1	0	2
	19	255	182	42	11	7	8	2	1	0	2
	20	272	194	48	12	4	5	3	1	0	5
	21	354	242	75	12	10	6	8	1	0	0
	22	398	278	83	18	7	6	1	2	1	2
	23	313	224	58	13	7	3	4	2	0	2
	24	435	262	135	14	8	6	2	1	0	7
	25	297	203	53	12	13	2	7	3	0	4
	26	279	150	87	14	8	10	4	2	0	4
	27	289	199	59	8	7	6	5	2	0	3
	28	505	337	112	15	16	14	6	2	0	3
	29	282	170	84	12	3	3	4	2	0	4
	30	675	487	143	9	5	8	4	4	0	15
	31	344	240	63	7	9	10	12	2	0	1
	32	430	294	83	13	11	10	9	4	2	4
	33	441	298	104	13	8	5	4	0	1	8
	34	381	260	74	17	12	4	8	0	2	4
	35	315	239	48	8	7	3	5	0	0	5
	36	320	223	46	14	6	11	5	2	0	13
	37	308	234	47	11	4	4	3	1	0	4
	38	402	271	92	19	10	5	2	0	1	2
	39	332	219	70	16	5	6	8	6	0	2
	40	606	449	114	13	6	9	7	2	1	5
	41	492	345	100	9	6	11	8	5	0	8
	42	134	103	17	9	4	0	1	0	0	0
	43	394	264	91	8	7	9	3	2	0	10
	44	154	98	42	8	0	3	3	0	0	0
	45	282	182	79	5	5	2	4	3	0	2
	46	220	162	42	6	1	3	2	0	0	4
Brighton		16,690	11,293	3,598	587	379	294	231	91	12	205
Chili	01	298	136	114	32	3	4	2	4	0	3

REPRESENTATIVE IN CONGRESS  
25TH DISTRICT  
2 YEAR TERM  
DETAIL

LEGISLATIVE DISTRICT OR TOWN	ELECTION DISTRICT	TOTAL VOTES	JOSEPH D MORELLE	JIM MAXWELL	JIM MAXWELL	JOSEPH D MORELLE	JOSEPH D MORELLE	JOSEPH D MORELLE	JIM MAXWELL	SCATTER	BLANK AND VOID
			DEM	REP	CON	WOR	IND	WEP	REF		
Chili	02	463	127	251	57	12	6	3	0	0	7
	03	420	185	165	45	5	4	2	7	0	7
	04	279	103	130	28	5	2	1	1	0	9
	05	341	154	136	37	2	1	4	4	0	3
	06	365	146	152	42	5	8	4	3	0	5
	07	231	122	80	15	1	3	7	0	0	3
	08	387	136	189	36	8	7	1	3	0	7
	09	347	157	138	28	4	10	3	3	0	4
	10	242	82	109	36	4	6	2	2	0	1
	11	391	145	183	35	4	9	4	5	0	6
	12	355	162	142	33	3	2	4	1	0	8
	13	517	204	227	61	6	8	4	4	0	3
	14	358	128	161	38	4	7	6	4	0	10
	15	310	134	132	31	0	8	0	4	0	1
	16	695	279	312	65	9	11	2	4	0	13
	17	841	323	389	80	9	14	2	9	0	15
	18	396	155	178	37	3	6	3	4	0	10
	19	340	167	140	20	4	3	1	2	0	3
	20	491	257	175	35	8	4	5	2	0	5
	21	258	112	114	21	3	5	1	0	0	2
	22	412	265	103	20	7	7	3	3	0	4
	23	289	134	114	29	3	3	3	1	0	2
	24	775	385	284	60	7	12	4	7	1	15
	25	320	182	94	20	3	6	3	3	0	9
	26	457	169	205	61	5	8	3	4	0	2
	27	344	161	133	28	3	6	1	2	0	10
	28	301	166	97	25	3	4	1	1	0	4
	29	237	106	92	21	6	2	2	5	0	3
	30	223	96	80	28	7	5	1	1	1	4
	31	343	173	127	25	6	4	4	1	0	3
	32	404	160	183	34	6	12	1	2	0	6
Chili		12,430	5,411	5,129	1,163	158	197	87	96	2	187

REPRESENTATIVE IN CONGRESS  
25TH DISTRICT  
2 YEAR TERM  
DETAIL

LEGISLATIVE DISTRICT OR TOWN	ELECTION DISTRICT	TOTAL VOTES	JOSEPH D MORELLE	JIM MAXWELL	JIM MAXWELL	JOSEPH D MORELLE	JOSEPH D MORELLE	JOSEPH D MORELLE	JIM MAXWELL	SCATTER	BLANK AND VOID
			DEM	REP	CON	WOR	IND	WEP	REF		
Clarkson											
	01	540	166	286	68	3	7	4	2	0	4
	03	408	175	178	43	0	4	1	2	0	5
	04	600	164	336	68	5	10	1	6	0	10
	05	784	248	390	101	5	18	3	3	0	16
	06	354	134	158	40	6	7	1	2	0	6
Clarkson		2,686	887	1,348	320	19	46	10	15	0	41
East Rochester											
	01	377	183	143	14	7	9	3	8	0	10
	02	325	164	116	14	8	11	3	0	0	9
	03	309	142	116	27	6	4	1	2	2	9
	04	327	160	119	11	11	3	3	4	2	14
	05	298	148	97	24	4	10	5	3	0	7
	06	395	217	125	20	8	7	2	5	0	11
	07	317	153	108	25	12	8	2	3	0	6
East Rochester		2,348	1,167	824	135	56	52	19	25	4	66
Gates											
	01	213	120	58	20	4	4	0	2	0	5
	02	286	141	102	20	4	7	0	2	0	10
	03	295	150	107	23	5	4	1	1	0	4
	04	319	135	142	24	2	3	3	0	0	10
	05	380	183	149	25	4	10	3	0	0	6
	06	337	191	100	23	4	6	3	2	3	5
	07	645	290	265	48	9	13	2	3	0	15
	08	257	102	127	11	3	3	2	2	0	7
	09	377	214	125	16	2	7	4	1	2	6
	10	199	112	62	17	2	0	1	0	0	5
	11	244	112	89	16	8	8	3	2	1	5
	12	225	119	78	14	4	1	1	0	1	7
	13	330	150	141	21	4	4	0	3	0	7
	14	249	112	102	13	2	6	3	1	0	10
	15	479	245	169	25	9	14	1	2	0	14
	16	265	143	85	22	2	2	1	0	1	9

REPRESENTATIVE IN CONGRESS  
25TH DISTRICT  
2 YEAR TERM  
DETAIL

LEGISLATIVE DISTRICT OR TOWN	ELECTION DISTRICT	TOTAL VOTES	JOSEPH D MORELLE	JIM MAXWELL	JIM MAXWELL	JOSEPH D MORELLE	JOSEPH D MORELLE	JOSEPH D MORELLE	JIM MAXWELL	SCATTER	BLANK AND VOID
			DEM	REP	CON	WOR	IND	WEP	REF		
Gates											
	17	297	160	97	23	7	3	2	1	0	4
	18	361	147	148	44	5	3	1	2	0	11
	19	308	142	123	25	5	6	2	2	1	2
	20	316	149	118	25	1	6	2	5	0	10
	21	291	128	124	13	8	4	3	2	1	8
	22	243	111	91	25	2	4	2	3	0	5
	23	324	126	144	38	4	2	1	3	0	6
	24	646	335	222	48	13	7	3	5	4	9
	25	242	106	105	14	1	5	2	1	0	8
	26	413	159	196	33	4	6	2	2	0	11
	27	410	211	153	26	3	4	2	3	0	8
	28	242	114	105	11	4	3	1	1	2	1
	29	305	159	107	14	6	4	2	4	0	9
	30	206	108	79	13	0	1	0	0	0	5
	31	274	116	125	15	2	4	2	2	0	8
	32	342	160	130	27	4	10	3	5	0	3
	33	149	90	37	8	3	0	1	3	0	7
	34	314	139	132	21	8	3	2	3	0	6
	35	219	102	88	16	2	6	0	2	0	3
Gates		11,002	5,281	4,225	777	150	173	61	70	16	249
Greece											
	01	295	113	135	29	4	6	3	1	0	4
	02	408	128	188	54	9	9	3	5	1	11
	03	265	117	121	15	2	3	1	3	0	3
	04	257	110	116	19	4	4	0	2	0	2
	05	255	128	94	19	1	2	2	2	0	7
	06	228	114	83	21	3	2	1	1	0	3
	07	323	158	120	19	7	4	3	3	0	9
	08	294	124	129	16	5	5	4	2	0	9
	09	319	155	122	18	6	7	3	3	0	5
	10	271	130	98	22	7	2	2	4	0	6
	11	148	73	49	8	5	6	1	2	0	4

REPRESENTATIVE IN CONGRESS  
25TH DISTRICT  
2 YEAR TERM  
DETAIL

LEGISLATIVE DISTRICT OR TOWN	ELECTION DISTRICT	TOTAL VOTES	JOSEPH D MORELLE	JIM MAXWELL	JIM MAXWELL	JOSEPH D MORELLE	JOSEPH D MORELLE	JOSEPH D MORELLE	JIM MAXWELL	SCATTER	BLANK AND VOID
			DEM	REP	CON	WOR	IND	WEP	REF		
Greece	12	191	91	70	15	4	5	0	2	0	4
	13	268	135	93	22	4	4	1	3	0	6
	14	214	101	76	19	4	5	3	3	0	3
	15	285	103	142	19	2	7	1	3	1	7
	16	206	91	89	13	4	1	1	2	0	5
	17	439	179	213	33	3	1	1	3	0	6
	18	371	160	148	36	4	11	5	2	0	5
	19	250	107	104	13	5	7	1	3	0	10
	20	285	135	99	26	4	8	4	4	1	4
	21	269	106	102	37	10	5	1	3	0	5
	22	253	116	98	19	5	5	1	2	0	7
	23	453	213	176	31	8	12	1	1	1	10
	24	449	166	223	43	6	3	3	1	0	4
	25	325	150	119	24	7	8	4	3	0	10
	26	242	116	91	24	4	0	2	0	0	5
	27	543	252	205	55	12	3	1	2	0	13
	28	404	140	201	41	5	5	3	2	0	7
	29	331	150	136	28	3	6	1	2	0	5
	30	229	92	95	24	3	6	3	0	0	6
	31	264	105	113	24	8	8	1	2	0	3
	32	310	143	118	20	6	8	3	3	0	9
	33	400	153	181	42	7	8	1	2	0	6
	34	368	132	177	35	6	6	1	3	0	8
	35	317	128	133	36	5	6	1	3	0	5
	36	453	185	202	33	5	9	2	2	1	14
	37	239	94	100	28	2	5	1	2	0	7
	38	486	205	219	32	9	7	4	1	0	9
	39	221	102	89	21	4	2	0	0	0	3
	40	251	126	96	22	1	3	0	2	0	1
	41	365	152	157	36	5	5	3	1	0	6
	42	258	127	74	22	6	9	7	3	0	10
	43	363	125	176	43	2	7	2	4	0	4



REPRESENTATIVE IN CONGRESS  
25TH DISTRICT  
2 YEAR TERM  
DETAIL

LEGISLATIVE DISTRICT OR TOWN	ELECTION DISTRICT	TOTAL VOTES	JOSEPH D MORELLE	JIM MAXWELL	JIM MAXWELL	JOSEPH D MORELLE	JOSEPH D MORELLE	JOSEPH D MORELLE	JIM MAXWELL	SCATTER	BLANK AND VOID
			DEM	REP	CON	WOR	IND	WEP	REF		
Greece											
	44	469	195	212	34	7	8	3	3	0	7
	45	536	186	266	56	4	7	2	4	0	11
	46	222	121	61	22	6	3	0	1	0	8
	47	321	152	115	35	6	6	3	2	0	2
	48	235	113	98	15	2	3	0	2	0	2
	49	229	97	108	17	0	4	1	1	0	1
	50	317	135	129	29	4	9	0	1	0	10
	51	212	77	105	21	0	2	2	1	0	4
	52	423	189	181	29	9	6	2	1	1	5
	53	290	152	106	16	0	6	1	2	0	7
	54	389	160	179	33	3	6	2	2	0	4
	55	248	93	108	34	1	7	0	0	0	5
	56	381	171	152	35	6	5	2	2	0	8
	57	310	130	140	23	0	5	3	3	0	6
	58	428	182	185	32	6	6	2	1	0	14
	59	236	154	47	16	8	4	1	0	0	6
	60	271	125	106	18	1	6	3	3	0	9
	61	320	155	115	19	6	8	3	1	0	13
	62	427	214	148	45	4	5	0	4	1	6
	63	349	164	122	39	4	5	5	2	0	8
	64	278	129	114	21	1	4	1	2	1	5
	65	310	142	124	22	4	4	2	1	0	11
	66	197	94	79	13	0	1	2	0	0	8
	67	292	101	142	30	2	4	1	1	0	11
	68	388	149	169	44	5	6	1	6	0	8
	69	224	75	113	21	4	3	2	1	0	5
	70	932	337	480	78	6	12	2	4	0	13
	71	411	183	169	34	3	11	1	1	0	9
	72	486	203	219	42	4	3	1	3	0	11
	73	189	91	69	21	3	1	1	1	0	2
	74	318	164	104	25	3	10	1	3	1	7
	75	283	128	114	19	8	6	1	0	0	7

REPRESENTATIVE IN CONGRESS  
25TH DISTRICT  
2 YEAR TERM  
DETAIL

LEGISLATIVE DISTRICT OR TOWN	ELECTION DISTRICT	TOTAL VOTES	JOSEPH D MORELLE	JIM MAXWELL	JIM MAXWELL	JOSEPH D MORELLE	JOSEPH D MORELLE	JOSEPH D MORELLE	JIM MAXWELL	SCATTER	BLANK AND VOID
			DEM	REP	CON	WOR	IND	WEP	REF		
Greece											
	76	285	82	161	24	4	3	1	2	0	8
	77	404	194	172	20	7	3	1	0	1	6
	78	226	83	106	18	6	3	1	2	0	7
	79	665	232	334	64	8	9	3	5	0	10
	80	461	188	211	38	4	5	0	2	0	13
	81	230	98	105	18	3	1	1	0	0	4
	82	385	200	114	30	10	8	7	2	0	14
	83	184	88	64	19	3	5	1	1	0	3
	84	394	165	176	32	4	7	0	3	0	7
	85	430	186	169	44	9	6	4	3	0	9
	86	429	171	204	39	4	1	0	2	0	8
	87	312	149	119	27	4	5	1	2	0	5
	88	401	192	161	30	4	4	1	4	0	5
	89	295	119	139	25	1	5	0	1	0	5
	90	427	157	200	48	4	6	2	4	0	6
	91	631	236	312	57	4	7	3	4	0	8
	92	538	256	209	39	5	6	4	2	1	16
	93	453	211	182	28	5	6	3	1	0	17
	94	392	163	171	35	6	10	1	0	0	6
	95	256	129	92	12	4	5	2	2	0	10
	96	430	225	148	40	2	6	4	2	0	3
	97	680	275	316	64	6	9	0	1	2	7
	98	575	263	243	35	9	13	3	1	0	8
	99	376	133	184	34	5	7	1	1	1	10
	100	516	205	233	46	8	10	2	3	0	9
	101	237	86	120	19	4	2	2	1	0	3
	102	550	237	253	38	6	3	1	2	0	10
	103	424	147	205	51	5	6	1	3	0	6
	104	299	129	130	18	2	11	3	2	0	4
	105	459	170	222	47	3	9	3	1	0	4
	106	334	110	178	33	1	4	0	1	0	7
	107	296	100	156	26	1	5	1	2	0	5

REPRESENTATIVE IN CONGRESS  
25TH DISTRICT  
2 YEAR TERM  
DETAIL

LEGISLATIVE DISTRICT OR TOWN	ELECTION DISTRICT	TOTAL VOTES	JOSEPH D MORELLE	JIM MAXWELL	JIM MAXWELL	JOSEPH D MORELLE	JOSEPH D MORELLE	JOSEPH D MORELLE	JIM MAXWELL	SCATTER	BLANK AND VOID
			DEM	REP	CON	WOR	IND	WEP	REF		
Greece	108	276	100	138	32	0	1	0	3	0	2
	109	513	221	207	49	5	13	0	6	0	12
Greece		38,049	16,191	16,283	3,273	492	615	194	227	14	760
Henrietta	01	459	215	195	23	9	7	2	0	0	8
	02	349	161	129	29	9	5	6	3	0	7
	03	198	134	41	7	4	2	5	2	0	3
	04	428	268	114	18	3	6	1	3	0	15
	05	356	179	127	30	5	6	0	5	0	4
	06	334	150	123	34	5	8	2	6	1	5
	07	315	151	112	31	2	8	2	1	0	8
	08	352	167	135	17	7	12	3	2	0	9
	09	281	173	86	13	1	0	1	0	0	7
	10	363	180	133	27	6	5	3	0	0	9
	11	317	197	94	11	6	2	2	0	1	4
	12	333	149	131	27	5	10	3	1	0	7
	13	635	391	168	36	11	9	7	3	0	10
	14	315	179	100	22	6	5	0	1	0	2
	15	489	279	160	28	6	4	1	6	1	4
	16	248	139	82	14	2	3	4	0	1	3
	17	409	213	129	36	11	7	1	4	1	7
	18	456	243	151	35	3	11	3	2	0	8
	19	325	155	130	17	9	2	4	2	0	6
	20	596	315	214	33	4	16	2	2	3	7
	21	276	141	93	24	10	4	0	0	0	4
	22	554	305	185	40	9	6	3	1	0	5
	23	355	201	103	22	9	12	1	4	1	2
	24	422	245	127	19	10	8	2	2	1	8
	25	336	150	129	35	3	3	3	3	0	10
	26	728	345	284	60	10	12	3	3	0	11
	27	595	305	224	41	2	10	4	4	0	5
	28	462	214	183	44	4	8	4	2	0	3

REPRESENTATIVE IN CONGRESS  
25TH DISTRICT  
2 YEAR TERM  
DETAIL

LEGISLATIVE DISTRICT OR TOWN	ELECTION DISTRICT	TOTAL VOTES	JOSEPH D MORELLE	JIM MAXWELL	JIM MAXWELL	JOSEPH D MORELLE	JOSEPH D MORELLE	JOSEPH D MORELLE	JIM MAXWELL	SCATTER	BLANK AND VOID
			DEM	REP	CON	WOR	IND	WEP	REF		
Henrietta											
	29	1,214	687	388	72	18	17	1	4	0	27
	30	836	506	230	54	13	18	2	4	1	8
	31	230	137	60	19	4	4	1	1	0	4
	32	572	348	162	33	4	12	1	0	0	12
	33	262	128	100	15	6	7	1	0	0	5
	34	234	129	72	13	5	3	1	1	0	10
	35	508	248	191	36	8	12	5	3	0	5
Henrietta		15,142	8,127	5,085	1,015	229	264	84	75	11	252
Irondequoit											
	01	529	317	146	26	10	13	5	5	0	7
	02	271	147	86	18	6	5	2	1	0	6
	03	410	209	140	26	5	14	7	4	0	5
	04	180	84	67	10	4	8	2	1	0	4
	05	338	213	79	15	9	6	5	3	1	7
	06	567	340	150	29	14	15	7	5	0	7
	07	480	270	145	32	9	16	3	0	0	5
	08	377	191	139	23	7	6	4	3	1	3
	09	341	171	136	18	1	7	1	2	0	5
	10	349	188	114	32	0	7	4	0	1	3
	11	203	115	63	14	1	5	2	1	0	2
	12	319	207	66	18	10	4	3	3	0	8
	13	470	311	108	22	10	12	5	0	0	2
	14	480	240	163	44	8	6	5	2	2	10
	15	447	229	172	26	2	8	5	1	0	4
	16	605	336	194	35	12	13	5	2	0	8
	17	239	137	68	13	4	5	3	4	0	5
	18	369	201	125	22	6	5	6	2	0	2
	19	452	311	82	19	9	13	7	3	2	6
	20	333	180	111	23	4	7	3	3	0	2
	21	369	226	88	31	7	12	1	2	0	2
	22	391	222	111	30	7	7	6	5	0	3
	23	338	222	75	16	9	4	2	0	0	10

REPRESENTATIVE IN CONGRESS  
25TH DISTRICT  
2 YEAR TERM  
DETAIL

LEGISLATIVE DISTRICT OR TOWN	ELECTION DISTRICT	TOTAL VOTES	JOSEPH D MORELLE	JIM MAXWELL	JIM MAXWELL	JOSEPH D MORELLE	JOSEPH D MORELLE	JOSEPH D MORELLE	JIM MAXWELL	SCATTER	BLANK AND VOID
			DEM	REP	CON	WOR	IND	WEP	REF		
Irondequoit	24	324	193	81	35	5	1	5	1	0	3
	25	348	185	123	20	6	8	3	2	0	1
	26	250	158	70	8	3	4	0	2	0	5
	27	241	120	87	16	4	7	4	2	0	1
	28	295	133	125	20	2	5	2	1	0	7
	29	296	176	85	16	5	2	4	1	0	7
	30	325	168	121	18	5	5	3	3	0	2
	31	473	280	136	25	11	10	6	3	0	2
	32	375	242	96	18	9	8	1	0	0	1
	33	259	134	84	24	6	3	2	0	0	6
	34	521	262	207	28	6	5	2	2	0	9
	35	266	158	63	14	9	10	7	1	0	4
	36	218	139	46	14	7	2	2	0	1	7
	37	264	133	99	14	2	4	0	4	0	8
	38	204	122	57	6	10	4	1	0	0	4
	39	89	50	32	2	2	0	0	1	0	2
	40	198	111	54	16	4	6	0	2	2	3
	41	341	204	86	25	2	8	2	4	0	10
	42	370	186	141	19	8	7	1	4	0	4
	43	306	186	74	22	9	3	2	0	0	10
	44	602	318	207	35	10	16	5	3	1	7
	45	252	144	76	18	2	8	0	1	0	3
	46	330	164	123	15	6	10	1	2	0	9
	47	135	75	50	3	3	1	2	0	0	1
	48	326	171	110	19	7	9	1	2	0	7
	49	461	234	168	31	6	9	3	4	0	6
	50	262	171	68	11	3	4	2	0	0	3
	51	424	232	130	35	6	8	8	3	0	2
	52	410	261	105	11	9	8	0	4	0	12
	53	312	173	100	11	5	5	3	2	0	13
	54	110	60	36	8	1	1	0	0	0	4
	55	402	255	92	24	7	7	6	5	0	6

REPRESENTATIVE IN CONGRESS  
25TH DISTRICT  
2 YEAR TERM  
DETAIL

LEGISLATIVE DISTRICT OR TOWN	ELECTION DISTRICT	TOTAL VOTES	JOSEPH D MORELLE	JIM MAXWELL	JIM MAXWELL	JOSEPH D MORELLE	JOSEPH D MORELLE	JOSEPH D MORELLE	JIM MAXWELL	SCATTER	BLANK AND VOID
			DEM	REP	CON	WOR	IND	WEP	REF		
Irondequoit											
	56	274	170	82	5	4	5	0	2	0	6
	57	485	288	149	23	6	9	1	0	1	8
	58	404	235	108	34	6	7	4	2	1	7
	59	309	166	100	17	5	6	6	2	0	7
	60	327	165	112	29	2	13	0	1	0	5
	61	449	264	123	31	6	12	2	4	2	5
	62	362	205	104	26	8	9	5	3	0	2
	63	300	155	104	19	3	5	6	2	0	6
	64	137	107	17	5	3	0	0	1	0	4
	65	259	159	69	12	2	9	2	1	0	5
	66	179	136	33	2	3	2	0	0	0	3
	67	255	146	87	8	4	5	1	1	0	3
	68	294	171	94	12	7	6	0	0	0	4
		22,880	13,032	6,942	1,346	393	474	198	130	15	350
Irondequoit											
Ogden	01	387	168	155	44	6	6	2	0	0	6
	02	403	148	181	49	7	8	4	2	0	4
	03	616	214	316	51	8	8	6	2	1	10
	04	371	129	181	45	2	7	2	1	0	4
	05	374	130	190	35	2	8	2	3	0	4
	06	496	213	215	48	3	3	5	1	0	8
	07	272	82	137	37	2	5	2	3	0	4
	08	470	187	219	41	2	6	1	2	0	12
	09	380	163	156	38	5	3	5	3	0	7
	10	410	149	185	46	10	8	4	1	0	7
	11	447	153	215	54	4	10	2	3	0	6
	12	516	165	272	53	4	8	0	6	0	8
	13	417	165	191	37	4	9	1	1	1	8
	14	351	132	167	34	2	5	1	3	0	7
	15	533	202	259	52	3	6	2	4	0	5
	16	261	66	156	33	1	1	0	1	0	3
	17	374	133	191	30	5	2	3	3	1	6

REPRESENTATIVE IN CONGRESS  
25TH DISTRICT  
2 YEAR TERM  
DETAIL

LEGISLATIVE DISTRICT OR TOWN	ELECTION DISTRICT	TOTAL VOTES	JOSEPH D MORELLE	JIM MAXWELL	JIM MAXWELL	JOSEPH D MORELLE	JOSEPH D MORELLE	JOSEPH D MORELLE	JIM MAXWELL	SCATTER	BLANK AND VOID
			DEM	REP	CON	WOR	IND	WEP	REF		
Ogden	18	554	232	228	47	16	10	2	5	1	13
	19	475	181	221	50	2	3	3	2	0	13
	20	489	158	229	75	10	8	2	1	0	6
Ogden		8,596	3,170	4,064	899	98	124	49	47	4	141
Parma	01	481	165	238	57	0	9	2	4	0	6
	02	529	175	265	59	10	6	2	6	0	6
	03	414	132	213	43	7	4	3	2	0	10
	04	405	102	237	46	7	2	1	2	0	8
	05	307	81	182	32	4	2	1	2	0	3
	06	204	55	113	28	2	3	3	0	0	0
	07	404	113	216	54	5	8	0	2	0	6
	08	559	191	279	47	6	10	6	2	0	18
	09	456	124	249	57	3	6	3	5	0	9
	10	437	116	232	70	2	9	1	1	0	6
	11	490	164	243	62	4	10	1	2	0	4
	12	494	186	245	31	9	8	4	1	0	10
	13	741	208	417	71	3	14	4	3	0	21
	14	356	142	155	30	4	5	3	2	0	15
	15	495	132	269	56	11	7	3	2	0	15
Parma		6,772	2,086	3,553	743	77	103	37	36	0	137
Penfield	01	206	109	68	18	1	3	0	3	0	4
	02	413	231	135	28	3	8	2	3	0	3
	03	390	164	182	26	3	7	3	0	1	4
	04	566	213	243	73	4	13	5	2	2	11
	05	460	232	157	38	10	6	10	5	0	2
	06	349	158	148	28	3	3	2	4	0	3
	07	399	216	116	34	3	7	4	5	0	14
	08	276	114	121	17	5	4	3	2	1	9
	09	512	322	138	26	8	9	4	1	0	4
	10	317	172	100	24	3	11	0	1	0	6

REPRESENTATIVE IN CONGRESS  
25TH DISTRICT  
2 YEAR TERM  
DETAIL

LEGISLATIVE DISTRICT OR TOWN	ELECTION DISTRICT	TOTAL VOTES	JOSEPH D MORELLE	JIM MAXWELL	JIM MAXWELL	JOSEPH D MORELLE	JOSEPH D MORELLE	JOSEPH D MORELLE	JIM MAXWELL	SCATTER	BLANK AND VOID
			DEM	REP	CON	WOR	IND	WEP	REF		
Penfield											
	11	274	143	104	11	3	5	4	1	0	3
	12	430	233	145	28	9	4	6	2	0	3
	13	607	316	213	40	5	7	3	3	0	20
	14	525	170	262	58	7	13	4	1	0	10
	15	637	325	248	35	6	13	0	2	1	7
	16	194	97	68	12	4	5	3	2	0	3
	17	447	229	154	33	7	11	8	4	0	1
	18	324	168	122	9	4	7	3	6	0	5
	19	632	323	233	37	12	10	4	2	0	11
	20	480	231	177	48	3	7	3	2	0	9
	21	488	274	150	22	11	13	4	4	0	10
	22	438	253	125	38	3	15	3	0	0	1
	23	561	289	200	41	9	14	0	1	1	6
	24	560	256	228	46	6	11	3	7	0	3
	25	356	158	147	31	4	3	2	3	0	8
	26	261	121	100	18	3	8	2	5	0	4
	27	461	241	164	34	4	12	4	1	0	1
	28	350	185	108	34	9	8	0	2	0	4
	29	549	301	186	29	9	7	7	4	0	6
	30	774	356	326	69	3	10	2	3	0	5
	31	253	134	93	13	2	7	2	0	0	2
	32	294	176	95	11	3	1	2	1	0	5
	33	382	187	131	34	6	11	2	7	0	4
	34	403	185	162	34	4	7	2	2	0	7
	35	637	363	212	32	3	16	3	3	0	5
	36	437	238	147	26	7	11	4	2	1	1
	37	765	328	348	53	6	8	1	8	0	13
	38	294	128	132	22	3	3	0	2	0	4
	39	327	142	144	26	5	3	3	1	0	3
	40	566	281	223	37	4	6	3	2	0	10
	41	589	252	274	39	1	14	1	1	0	7
	42	400	173	172	29	3	10	2	3	0	8



REPRESENTATIVE IN CONGRESS  
25TH DISTRICT  
2 YEAR TERM  
DETAIL

LEGISLATIVE DISTRICT OR TOWN	ELECTION DISTRICT	TOTAL VOTES	JOSEPH D MORELLE	JIM MAXWELL	JIM MAXWELL	JOSEPH D MORELLE	JOSEPH D MORELLE	JOSEPH D MORELLE	JIM MAXWELL	SCATTER	BLANK AND VOID
			DEM	REP	CON	WOR	IND	WEP	REF		
Penfield		18,583	9,187	7,001	1,341	211	351	123	113	7	249
Perinton	01	697	334	277	59	7	14	2	1	0	3
	02	538	281	191	36	8	10	4	6	0	2
	03	361	173	147	25	2	8	1	0	0	5
	04	404	223	133	31	5	6	1	3	0	2
	05	247	134	78	15	2	8	3	4	0	3
	06	392	234	108	23	6	7	4	1	1	8
	07	489	259	161	35	3	15	6	2	0	8
	08	422	218	155	35	4	4	1	3	0	2
	09	564	271	230	40	3	10	4	2	0	4
	10	506	278	162	37	6	14	5	1	0	3
	11	291	145	103	25	4	6	2	2	0	4
	12	410	236	128	26	3	7	5	3	0	2
	13	363	171	156	30	1	1	1	1	0	2
	14	436	223	158	30	4	8	8	2	0	3
	15	432	216	158	24	4	20	3	2	0	5
	16	324	177	120	16	3	3	2	1	0	2
	17	442	242	147	28	5	9	4	3	0	4
	18	431	223	151	37	4	6	2	3	0	5
	19	384	184	148	27	7	6	2	2	0	8
	20	393	194	148	31	4	12	3	0	0	1
	21	516	263	176	31	10	12	5	5	0	14
	22	306	145	116	23	4	10	4	2	0	2
	23	638	329	225	45	10	13	4	6	0	6
	24	691	334	291	37	3	7	5	1	0	13
	25	349	215	87	17	11	9	2	3	0	5
	26	446	222	173	32	4	5	2	2	0	6
	27	364	174	150	28	4	4	1	1	0	2
	28	338	161	129	25	7	4	3	4	0	5
	29	261	146	85	16	7	3	3	0	0	1
	30	429	220	157	29	7	6	2	4	0	4
	31	465	249	166	27	8	11	0	2	0	2

REPRESENTATIVE IN CONGRESS  
25TH DISTRICT  
2 YEAR TERM  
DETAIL

LEGISLATIVE DISTRICT OR TOWN	ELECTION DISTRICT	TOTAL VOTES	JOSEPH D MORELLE	JIM MAXWELL	JIM MAXWELL	JOSEPH D MORELLE	JOSEPH D MORELLE	JOSEPH D MORELLE	JIM MAXWELL	SCATTER	BLANK AND VOID
			DEM	REP	CON	WOR	IND	WEP	REF		
Perinton											
	32	361	200	116	25	9	5	1	2	1	2
	33	471	270	147	26	10	10	2	6	0	0
	34	562	274	228	42	1	7	2	3	0	5
	35	360	186	120	31	8	6	5	3	0	1
	36	270	150	90	13	2	6	2	4	0	3
	37	436	235	152	29	6	4	6	0	0	4
	38	610	322	210	36	9	12	3	4	0	14
	39	554	260	229	40	3	7	2	2	1	10
	40	323	158	125	22	9	3	0	6	0	0
	41	283	142	93	30	3	5	2	3	0	5
	42	428	223	165	20	5	8	3	2	0	2
	43	775	358	333	45	10	12	5	5	0	7
	44	368	187	138	25	2	4	3	6	0	3
	45	777	384	315	50	4	9	1	6	0	8
	46	249	137	78	17	4	3	4	0	0	6
	47	483	232	189	34	2	8	4	5	1	8
	48	329	170	121	25	5	5	1	0	0	2
	49	346	171	139	31	1	3	0	0	0	1
	50	149	90	30	6	4	4	3	4	0	8
	51	533	190	268	51	7	7	2	2	0	6
	52	493	279	175	23	4	6	3	0	0	3
	53	351	193	122	15	3	11	2	3	1	1
	54	777	357	342	41	6	13	5	4	0	9
	55	449	196	207	20	5	11	2	2	0	6
	56	692	323	288	54	4	10	1	3	0	9
		<u>24,758</u>	<u>12,561</u>	<u>9,234</u>	<u>1,671</u>	<u>286</u>	<u>437</u>	<u>158</u>	<u>147</u>	<u>5</u>	<u>259</u>
Perinton											
Pittsford											
	01	360	217	107	17	6	4	4	4	0	1
	02	378	245	92	17	5	10	5	3	0	1
	03	595	330	210	27	5	11	2	0	0	10
	04	533	308	180	26	2	8	4	1	1	3
	05	337	218	85	17	7	2	3	1	0	4

REPRESENTATIVE IN CONGRESS  
25TH DISTRICT  
2 YEAR TERM  
DETAIL

LEGISLATIVE DISTRICT OR TOWN	ELECTION DISTRICT	TOTAL VOTES	JOSEPH D MORELLE	JIM MAXWELL	JIM MAXWELL	JOSEPH D MORELLE	JOSEPH D MORELLE	JOSEPH D MORELLE	JIM MAXWELL	SCATTER	BLANK AND VOID
			DEM	REP	CON	WOR	IND	WEP	REF		
Pittsford											
	06	305	200	74	4	11	3	1	1	0	11
	07	205	125	59	9	2	7	1	1	0	1
	08	400	207	158	28	1	2	2	2	0	0
	09	430	214	163	23	8	10	1	4	0	7
	10	592	287	243	32	5	12	8	4	0	1
	11	336	166	132	24	5	3	2	0	0	4
	12	462	263	165	18	5	4	2	2	0	3
	13	296	161	99	20	6	5	2	2	0	1
	14	519	273	202	28	4	7	3	2	0	0
	15	330	188	97	11	11	9	9	0	0	5
	16	367	214	109	17	7	9	2	3	0	6
	17	535	335	146	25	6	8	6	1	1	7
	18	346	203	110	12	6	6	4	3	0	2
	19	256	109	107	33	2	2	0	0	0	3
	20	438	237	136	26	6	9	9	5	2	8
	21	437	269	121	23	6	6	4	3	0	5
	22	506	295	163	29	4	5	5	2	0	3
	23	371	175	147	32	3	8	0	2	0	4
	24	501	278	182	27	4	1	3	1	0	5
	25	530	294	180	36	3	7	3	2	0	5
	26	406	207	148	28	10	5	1	2	1	4
	27	387	235	117	20	8	3	0	1	0	3
	28	394	229	127	13	11	5	4	2	0	3
	29	411	207	171	23	2	6	1	1	0	0
	30	409	239	144	14	3	5	1	1	0	2
	31	497	281	175	17	6	8	1	5	0	4
	32	478	281	159	18	3	6	5	3	0	3
	33	689	369	259	35	7	10	1	3	0	5
	34	712	411	255	22	2	12	2	1	1	6
Pittsford		14,748	8,270	5,022	751	182	218	101	68	6	130
Riga	01	646	232	299	78	6	15	3	2	0	11

REPRESENTATIVE IN CONGRESS  
25TH DISTRICT  
2 YEAR TERM  
DETAIL

LEGISLATIVE DISTRICT OR TOWN	ELECTION DISTRICT	TOTAL VOTES	JOSEPH D MORELLE	JIM MAXWELL	JIM MAXWELL	JOSEPH D MORELLE	JOSEPH D MORELLE	JOSEPH D MORELLE	JIM MAXWELL	SCATTER	BLANK AND VOID
			DEM	REP	CON	WOR	IND	WEP	REF		
Riga	02	491	139	259	62	8	8	2	3	0	10
	03	393	154	187	32	3	6	0	3	0	8
	04	421	109	237	43	1	8	3	7	0	13
	05	436	106	266	43	7	6	2	1	0	5
	06	388	97	203	69	3	6	2	5	0	3
		<u>2,775</u>	<u>837</u>	<u>1,451</u>	<u>327</u>	<u>28</u>	<u>49</u>	<u>12</u>	<u>21</u>	<u>0</u>	<u>50</u>
Riga											
Sweden	01	415	195	169	29	9	3	1	3	0	6
	02	241	149	61	10	5	4	5	2	0	5
	03	458	230	151	40	12	4	7	2	0	12
	04	469	216	185	37	8	6	3	3	1	10
	05	109	72	28	5	1	2	1	0	0	0
	06	352	175	126	35	3	5	3	1	0	4
	07	366	167	142	38	1	8	1	5	0	4
	08	389	124	182	61	2	11	2	1	0	6
	09	368	186	138	28	5	4	2	1	0	4
	10	558	136	309	87	5	11	0	6	0	4
	11	140	79	42	8	3	1	0	0	0	7
	12	380	132	188	47	1	2	4	1	0	5
		<u>4,245</u>	<u>1,861</u>	<u>1,721</u>	<u>425</u>	<u>55</u>	<u>61</u>	<u>29</u>	<u>25</u>	<u>1</u>	<u>67</u>
Sweden											
Webster	01	411	187	161	40	8	7	4	0	0	4
	02	616	327	209	29	14	14	7	5	0	11
	03	526	250	205	44	7	7	3	3	0	7
	04	221	93	93	11	7	5	3	1	0	8
	05	449	209	184	33	9	5	2	2	0	5
	06	336	162	135	19	5	7	1	2	0	5
	07	465	211	189	36	8	6	2	7	0	6
	08	398	172	164	33	6	9	6	3	0	5
	09	419	153	204	42	3	5	3	2	0	7
	10	938	383	430	73	10	13	7	8	0	14
	11	482	207	211	39	2	9	3	2	1	8

REPRESENTATIVE IN CONGRESS  
25TH DISTRICT  
2 YEAR TERM  
DETAIL

LEGISLATIVE DISTRICT OR TOWN	ELECTION DISTRICT	TOTAL VOTES	JOSEPH D MORELLE	JIM MAXWELL	JIM MAXWELL	JOSEPH D MORELLE	JOSEPH D MORELLE	JOSEPH D MORELLE	JIM MAXWELL	SCATTER	BLANK AND VOID
			DEM	REP	CON	WOR	IND	WEP	REF		
Webster											
	12	560	222	265	46	0	12	3	6	1	5
	13	405	171	173	43	5	7	1	2	0	3
	14	388	197	151	23	5	5	2	2	0	3
	15	319	147	126	24	6	8	4	2	0	2
	16	574	289	225	36	8	6	3	3	0	4
	17	383	155	174	33	3	7	2	3	0	6
	18	307	141	127	23	3	6	3	3	0	1
	19	659	263	306	52	4	14	5	6	0	9
	20	644	241	318	53	11	11	0	3	0	7
	21	507	207	224	42	7	13	3	5	0	6
	22	454	193	188	50	6	6	4	2	0	5
	23	364	167	137	37	3	6	3	8	1	2
	24	1,101	462	480	112	7	14	4	5	1	16
	25	207	105	77	18	0	0	1	3	0	3
	26	443	232	154	36	5	9	2	2	0	3
	27	730	335	316	52	3	10	2	3	0	9
	28	431	184	189	42	1	7	2	2	0	4
	29	283	159	91	19	1	3	4	4	0	2
	30	287	165	90	14	4	7	1	1	0	5
	31	493	180	231	46	8	11	4	0	0	13
	32	591	224	282	56	6	10	2	5	0	6
	33	431	182	188	34	8	12	3	2	0	2
	34	238	98	110	16	3	4	2	3	0	2
	35	311	137	117	42	3	3	6	2	0	1
	36	372	179	154	27	2	5	0	2	0	3
	37	746	326	343	41	9	11	3	3	1	9
	38	468	227	186	32	3	9	1	6	0	4
	39	420	211	166	30	1	7	0	0	1	4
	40	930	464	376	47	8	17	3	5	0	10
	41	614	264	263	58	4	9	6	6	0	4
	42	490	208	205	46	5	10	8	3	0	5
	43	370	172	156	23	5	7	4	0	0	3

REPRESENTATIVE IN CONGRESS  
25TH DISTRICT  
2 YEAR TERM  
DETAIL

LEGISLATIVE DISTRICT OR TOWN	ELECTION DISTRICT	TOTAL VOTES	JOSEPH D MORELLE	JIM MAXWELL	JIM MAXWELL	JOSEPH D MORELLE	JOSEPH D MORELLE	JOSEPH D MORELLE	JIM MAXWELL	SCATTER	BLANK AND VOID
			DEM	REP	CON	WOR	IND	WEP	REF		
Webster		20,781	9,261	8,773	1,652	226	353	132	137	6	241
TOWNS		222,485	108,622	84,253	16,425	3,039	3,811	1,525	1,323	103	3,384
GRAND TOTAL:		275,641	147,979	91,342	17,781	4,575	4,585	2,105	1,613	140	5,521

REPRESENTATIVE IN CONGRESS  
25TH DISTRICT  
UNEXPIRED TERM  
SUMMARY

LEGISLATIVE DISTRICT OR TOWN	TOTAL VOTES	JOSEPH D MORELLE	JIM MAXWELL	JIM MAXWELL	JOSEPH D MORELLE	JOSEPH D MORELLE	JOSEPH D MORELLE	JIM MAXWELL	SCATTER	BLANK AND VOID
		DEM	REP	CON	WOR	IND	WEP	REF		
Leg. Dist. 07	711	338	203	39	21	7	8	11	1	83
Leg. Dist. 16	12	9	2	0	0	0	0	0	0	1
Leg. Dist. 21	7,036	4,869	848	197	241	112	87	39	4	639
Leg. Dist. 22	4,251	3,206	264	45	56	27	27	10	0	616
Leg. Dist. 23	8,881	6,034	1,371	268	335	176	135	66	8	488
Leg. Dist. 24	5,456	3,774	665	112	261	87	115	46	2	394
Leg. Dist. 25	5,788	4,232	396	64	174	70	47	24	5	776
Leg. Dist. 26	4,541	2,491	1,182	236	87	74	33	34	4	400
Leg. Dist. 27	7,269	5,316	568	125	173	89	55	27	7	909
Leg. Dist. 28	3,970	2,646	554	97	77	49	27	20	0	500
Leg. Dist. 29	5,241	3,605	636	123	95	55	33	27	5	662
CITY	53,156	36,520	6,689	1,306	1,520	746	567	304	36	5,468
Brighton	16,690	10,820	3,432	593	386	279	230	85	16	849
Chili	12,430	5,011	4,882	1,130	162	188	70	89	3	895
Clarkson	2,686	848	1,277	312	20	40	13	15	2	159
East Rochester	2,348	1,082	783	129	43	46	23	15	5	222
Gates	11,002	4,898	3,963	745	143	172	53	69	15	944
Greece	38,050	14,961	15,301	3,157	476	572	184	214	16	3,169
Henrietta	15,142	7,625	4,835	994	229	244	86	85	14	1,030
Irondequoit	22,880	12,261	6,568	1,292	394	454	195	128	18	1,570
Ogden	8,596	2,905	3,804	873	102	120	52	51	3	686
Parma	6,772	1,956	3,361	710	70	94	34	42	0	505
Penfield	18,583	8,679	6,672	1,305	197	334	123	117	6	1,150
Perinton	24,758	12,075	8,912	1,642	285	430	175	144	7	1,088
Pittsford	14,748	8,024	4,867	750	178	206	92	80	6	545
Riga	2,775	776	1,360	325	28	43	17	20	0	206
Sweden	4,245	1,751	1,626	412	64	55	25	27	0	285
Webster	20,781	8,805	8,393	1,610	223	329	129	126	5	1,161
TOWNS	222,486	102,477	80,036	15,979	3,000	3,606	1,501	1,307	116	14,464
GRAND TOTAL:	275,642	138,997	86,725	17,285	4,520	4,352	2,068	1,611	152	19,932

REPRESENTATIVE IN CONGRESS  
25TH DISTRICT  
UNEXPIRED TERM  
DETAIL

LEGISLATIVE DISTRICT OR TOWN	ELECTION DISTRICT	TOTAL VOTES	JOSEPH D MORELLE	JIM MAXWELL	JIM MAXWELL	JOSEPH D MORELLE	JOSEPH D MORELLE	JOSEPH D MORELLE	JIM MAXWELL	SCATTER	BLANK AND VOID
			DEM	REP	CON	WOR	IND	WEP	REF		
Leg. Dist. 07	01	439	195	143	24	12	5	5	5	0	50
	02	272	143	60	15	9	2	3	6	1	33
Leg. Dist. 07		711	338	203	39	21	7	8	11	1	83
Leg. Dist. 16	01	12	9	2	0	0	0	0	0	0	1
Leg. Dist. 16		12	9	2	0	0	0	0	0	0	1
Leg. Dist. 21	01	309	196	50	14	13	6	10	3	1	16
	02	283	185	49	11	12	4	7	4	0	11
	03	164	102	27	9	1	3	0	0	0	22
	04	174	124	15	2	3	3	0	2	0	25
	05	197	136	23	5	15	3	5	1	0	9
	06	333	239	24	7	16	7	5	3	1	31
	07	466	317	71	10	10	7	7	3	0	41
	08	142	107	9	5	7	0	2	1	0	11
	09	428	302	67	10	19	10	10	0	0	10
	10	454	319	66	12	9	5	5	3	0	35
	11	240	165	18	5	6	4	1	0	0	41
	12	626	420	98	21	28	5	7	6	0	41
	13	212	164	12	4	17	1	4	2	0	8
	14	159	120	18	4	5	1	2	0	0	9
	15	373	251	49	18	12	10	0	1	0	32
	16	117	76	17	3	1	2	1	0	0	17
	17/26	375	268	30	10	16	11	3	0	0	37
	18	200	145	15	3	3	3	3	0	0	28
	19	128	85	6	2	1	3	0	0	0	31
	20	177	130	20	7	9	4	2	0	0	5
	21	222	154	21	2	4	1	1	0	1	38
	22	252	185	17	5	0	4	1	1	0	39
	23	234	163	23	7	9	5	2	1	0	24
	24	424	265	75	18	18	8	7	4	1	28
	25	203	146	14	2	4	1	2	2	0	32



REPRESENTATIVE IN CONGRESS  
25TH DISTRICT  
UNEXPIRED TERM  
DETAIL

LEGISLATIVE DISTRICT OR TOWN	ELECTION DISTRICT	TOTAL VOTES	JOSEPH D MORELLE	JIM MAXWELL	JIM MAXWELL	JOSEPH D MORELLE	JOSEPH D MORELLE	JOSEPH D MORELLE	JIM MAXWELL	SCATTER	BLANK AND VOID
			DEM	REP	CON	WOR	IND	WEP	REF		
Leg. Dist. 21	27	144	105	14	1	3	1	0	2	0	18
Leg. Dist. 21		7,036	4,869	848	197	241	112	87	39	4	639
Leg. Dist. 22	01	287	207	28	1	1	0	1	0	0	49
	02/13	154	118	3	1	1	2	0	1	0	28
	03	165	104	9	1	1	3	0	0	0	47
	04	105	83	3	0	1	1	0	1	0	16
	05	137	110	1	2	2	0	0	0	0	22
	06	187	146	7	1	1	2	0	0	0	30
	07	93	70	0	1	2	0	0	0	0	20
	08	190	140	17	1	2	2	1	0	0	27
	09	109	90	5	0	2	0	0	0	0	12
	10	134	112	3	1	2	0	0	0	0	16
	11	256	187	12	0	6	0	4	1	0	46
	12	123	102	4	1	0	0	0	0	0	16
	14	160	115	14	2	2	3	0	0	0	24
	15	180	147	6	2	4	1	3	0	0	17
	16	65	55	1	0	2	1	1	0	0	5
	17	78	61	1	1	0	0	0	0	0	15
	18	108	81	4	0	0	1	1	0	0	21
	19	102	86	4	0	2	0	0	1	0	9
	20	197	153	9	3	0	2	0	0	0	30
	21	107	74	7	1	3	0	1	0	0	21
	22	204	155	6	2	5	2	2	1	0	31
	23	112	95	3	0	0	0	0	0	0	14
	24	76	58	8	0	2	0	2	1	0	5
	25	454	311	61	17	6	5	4	1	0	49
	26/25-19	267	194	41	5	3	1	4	2	0	17
	27	201	152	7	2	6	1	3	1	0	29
Leg. Dist. 22		4,251	3,206	264	45	56	27	27	10	0	616
Leg. Dist. 23	01	169	108	42	3	3	3	4	2	0	4

REPRESENTATIVE IN CONGRESS  
25TH DISTRICT  
UNEXPIRED TERM  
DETAIL

LEGISLATIVE DISTRICT OR TOWN	ELECTION DISTRICT	TOTAL VOTES	JOSEPH D MORELLE	JIM MAXWELL	JIM MAXWELL	JOSEPH D MORELLE	JOSEPH D MORELLE	JOSEPH D MORELLE	JIM MAXWELL	SCATTER	BLANK AND VOID
			DEM	REP	CON	WOR	IND	WEP	REF		
Leg. Dist. 23											
	02	301	205	36	9	12	8	6	2	0	23
	03	217	142	32	4	14	4	6	2	0	13
	04	423	298	67	18	11	11	7	2	0	9
	05	203	153	22	4	7	3	5	0	0	9
	06	183	136	25	3	8	2	0	2	0	7
	07	358	261	39	9	23	4	4	0	0	18
	08	348	246	44	7	19	8	6	3	0	15
	09	233	168	34	9	9	5	3	1	0	4
	10	277	204	37	13	13	1	4	0	1	4
	11	316	224	43	5	16	5	2	3	0	18
	12	379	262	63	13	15	5	4	0	0	17
	13	321	220	59	5	10	5	3	2	0	17
	14	317	236	39	7	11	1	5	0	0	18
	15	243	175	36	5	6	4	3	3	0	11
	16	153	93	22	10	9	4	1	1	0	13
	17	420	261	59	11	16	8	9	2	1	53
	18	621	381	105	28	16	17	6	7	1	60
	19	325	186	78	8	10	11	7	1	0	24
	20	369	262	47	8	17	5	7	4	2	17
	21	296	202	52	7	12	6	2	2	1	12
	22	274	181	57	3	7	6	6	0	1	13
	23	196	151	16	1	9	1	3	4	0	11
	24	300	170	58	7	11	8	7	6	0	33
	25	454	298	80	18	14	12	8	5	0	19
	26	506	338	94	25	15	9	5	4	1	15
	27	249	157	44	14	6	10	0	5	0	13
	28	382	282	35	10	16	10	10	2	0	17
	29	48	34	6	4	0	0	2	1	0	1
Leg. Dist. 23		8,881	6,034	1,371	268	335	176	135	66	8	488
Leg. Dist. 24											
	01	397	282	38	12	23	8	9	1	0	24
	02/22	312	227	31	8	18	6	4	1	0	17

REPRESENTATIVE IN CONGRESS  
25TH DISTRICT  
UNEXPIRED TERM  
DETAIL

LEGISLATIVE DISTRICT OR TOWN	ELECTION DISTRICT	TOTAL VOTES	JOSEPH D MORELLE	JIM MAXWELL	JIM MAXWELL	JOSEPH D MORELLE	JOSEPH D MORELLE	JOSEPH D MORELLE	JIM MAXWELL	SCATTER	BLANK AND VOID
			DEM	REP	CON	WOR	IND	WEP	REF		
Leg. Dist. 24											
	03/23	302	212	30	8	21	4	4	4	0	19
	04	446	315	41	7	19	6	13	5	0	40
	05/24	334	229	49	11	10	7	1	6	0	21
	06	251	178	35	2	9	4	4	2	0	17
	07/19	237	162	36	6	7	3	2	4	0	17
	08	272	194	37	5	10	2	4	5	0	15
	09	208	129	42	7	8	4	6	1	0	11
	10	423	292	37	8	39	5	19	3	1	19
	11/12	198	125	31	7	1	3	5	1	0	25
	13	363	252	28	5	27	6	11	1	0	33
	14/21	466	326	48	5	23	11	12	5	0	36
	15	374	252	47	5	16	5	6	1	0	42
	16	372	251	61	8	12	5	6	3	0	26
	17	84	55	17	1	0	3	1	2	0	5
	18	346	241	54	4	14	4	7	0	1	21
	20	71	52	3	3	4	1	1	1	0	6
Leg. Dist. 24		5,456	3,774	665	112	261	87	115	46	2	394
Leg. Dist. 25											
	01	398	292	47	4	10	7	2	1	0	35
	02	242	181	11	1	5	4	0	1	0	39
	03	311	232	16	5	3	4	2	0	0	49
	04/24	192	128	22	1	6	1	0	2	0	32
	05	238	183	5	4	4	0	0	0	0	42
	06	250	177	16	3	15	7	5	1	1	25
	07	289	224	5	2	2	1	0	1	0	54
	08	270	214	9	2	5	1	0	2	1	36
	09	107	85	1	0	1	2	0	0	0	18
	10	292	214	15	1	3	4	6	0	0	49
	11	124	99	2	2	2	0	0	0	0	19
	12/28	315	206	32	5	32	5	8	4	0	23
	13	219	174	7	0	5	2	1	1	0	29
	14	171	128	11	5	12	2	4	0	0	9

REPRESENTATIVE IN CONGRESS  
25TH DISTRICT  
UNEXPIRED TERM  
DETAIL

LEGISLATIVE DISTRICT OR TOWN	ELECTION DISTRICT	TOTAL VOTES	JOSEPH D MORELLE	JIM MAXWELL	JIM MAXWELL	JOSEPH D MORELLE	JOSEPH D MORELLE	JOSEPH D MORELLE	JIM MAXWELL	SCATTER	BLANK AND VOID
			DEM	REP	CON	WOR	IND	WEP	REF		
Leg. Dist. 25											
	15	186	138	11	1	2	1	0	0	0	33
	16	174	124	14	4	0	1	1	1	0	29
	17	152	107	3	2	3	4	2	0	0	31
	18	302	207	23	1	9	3	2	0	1	56
	20	134	87	26	6	3	2	2	1	0	7
	21/28-19	190	147	9	0	2	3	1	0	0	28
	22	226	161	21	5	8	3	2	1	1	24
	23	105	86	7	0	3	2	2	1	0	4
	25	513	362	54	7	14	5	2	3	0	66
	26/27	136	94	10	0	10	2	2	2	0	16
	29/30	252	182	19	3	15	4	3	2	1	23
Leg. Dist. 25		5,788	4,232	396	64	174	70	47	24	5	776
Leg. Dist. 26											
	01	493	258	140	38	7	9	1	5	0	35
	02	218	115	62	11	7	3	0	3	0	17
	03	142	72	35	4	3	2	1	1	0	24
	04	236	106	71	20	2	5	2	1	0	29
	05	228	132	64	8	3	6	1	3	0	11
	06	216	138	33	6	5	1	2	0	0	31
	07	232	128	63	10	6	3	1	1	0	20
	08	274	199	32	8	2	8	2	0	0	23
	09	258	149	50	16	8	4	5	3	2	21
	10	285	181	47	7	8	5	1	0	0	36
	11	268	145	73	11	8	2	2	0	0	27
	12	281	118	98	18	5	5	3	1	1	32
	13	305	165	101	18	4	2	1	1	0	13
	14	344	186	95	28	4	5	5	4	0	17
	15	260	169	41	7	4	6	3	6	0	24
	16	271	125	97	18	7	4	2	2	0	16
	17	230	105	80	8	4	4	1	3	1	24
Leg. Dist. 26		4,541	2,491	1,182	236	87	74	33	34	4	400

REPRESENTATIVE IN CONGRESS  
25TH DISTRICT  
UNEXPIRED TERM  
DETAIL

LEGISLATIVE DISTRICT OR TOWN	ELECTION DISTRICT	TOTAL VOTES	JOSEPH D MORELLE	JIM MAXWELL	JIM MAXWELL	JOSEPH D MORELLE	JOSEPH D MORELLE	JOSEPH D MORELLE	JIM MAXWELL	SCATTER	BLANK AND VOID
			DEM	REP	CON	WOR	IND	WEP	REF		
Leg. Dist. 27											
	01	353	250	38	15	6	1	2	4	1	36
	02	348	260	25	10	6	7	1	2	1	36
	03	283	184	27	9	10	4	6	1	0	42
	04	353	256	27	8	9	5	3	1	0	44
	05	339	263	13	2	11	2	4	1	1	42
	06	284	214	16	6	3	6	2	0	0	37
	07	303	217	30	4	11	3	5	1	0	32
	08	497	370	27	4	8	5	5	1	0	77
	09	346	262	18	0	17	4	4	0	0	41
	10	320	221	38	2	12	5	3	1	0	38
	11	383	300	24	5	11	3	2	3	1	34
	12	271	187	25	7	8	4	5	3	0	32
	13	329	258	11	3	3	5	3	0	0	46
	14	248	189	15	2	4	4	0	1	0	33
	15	294	223	12	2	6	4	3	0	1	43
	16	307	237	16	5	5	5	0	0	1	38
	17	344	251	25	3	6	3	3	0	0	53
	18	249	152	50	9	5	4	0	1	0	28
	19	344	275	10	3	7	4	0	0	0	45
	20	179	134	3	1	1	2	0	0	0	38
	21	167	134	9	1	1	1	1	0	0	20
	22	223	127	44	8	10	3	0	4	1	26
	23	207	165	8	0	11	1	1	0	0	21
	25	122	75	22	11	0	2	0	0	0	12
	26	176	112	35	5	2	2	2	3	0	15
Leg. Dist. 27		7,269	5,316	568	125	173	89	55	27	7	909
Leg. Dist. 28											
	01	228	167	28	7	2	1	4	0	0	19
	02	141	103	18	8	4	0	2	0	0	6
	03	149	106	16	1	1	4	0	0	0	21
	04	152	74	29	2	2	6	2	2	0	35
	05	133	75	22	4	2	2	2	0	0	26

REPRESENTATIVE IN CONGRESS  
25TH DISTRICT  
UNEXPIRED TERM  
DETAIL

LEGISLATIVE DISTRICT OR TOWN	ELECTION DISTRICT	TOTAL VOTES	JOSEPH D MORELLE	JIM MAXWELL	JIM MAXWELL	JOSEPH D MORELLE	JOSEPH D MORELLE	JOSEPH D MORELLE	JIM MAXWELL	SCATTER	BLANK AND VOID
			DEM	REP	CON	WOR	IND	WEP	REF		
Leg. Dist. 28											
	06	327	225	46	13	5	4	2	1	0	31
	07	381	249	64	7	12	3	1	1	0	44
	08	177	105	15	2	3	3	1	1	0	47
	09	243	158	40	6	7	3	2	2	0	25
	10	82	60	6	1	2	0	0	0	0	13
	11	149	106	12	7	2	0	0	3	0	19
	12	136	85	18	2	2	0	0	0	0	29
	13	237	155	40	6	5	5	1	1	0	24
	14	201	132	26	7	0	1	1	2	0	32
	15	74	57	7	1	0	2	0	1	0	6
	16	204	142	28	2	4	5	0	0	0	23
	17	22	14	6	1	0	0	0	0	0	1
	18	222	162	30	6	5	1	0	0	0	18
	20	296	193	46	7	9	4	7	2	0	28
	21	283	189	45	4	7	5	2	3	0	28
	22	133	89	12	3	3	0	0	1	0	25
Leg. Dist. 28		3,970	2,646	554	97	77	49	27	20	0	500
Leg. Dist. 29											
	01	33	24	5	0	0	0	0	0	0	4
	02	69	49	4	3	1	0	0	0	0	12
	03	9	6	0	0	0	0	1	0	0	2
	04	292	188	52	9	2	5	3	3	0	30
	05	265	175	38	6	7	3	0	2	1	33
	06	167	109	28	2	5	3	2	1	0	17
	07	205	124	38	6	5	4	1	1	0	26
	08	63	43	7	0	0	1	1	0	1	10
	09	393	267	51	8	6	3	1	3	0	54
	10	293	210	33	6	4	1	2	2	0	35
	11	218	135	40	14	5	4	1	2	0	17
	12	273	190	32	4	6	4	1	0	0	36
	13	151	121	6	0	0	2	1	0	0	21
	14	94	72	11	2	2	0	1	0	0	6

REPRESENTATIVE IN CONGRESS  
25TH DISTRICT  
UNEXPIRED TERM  
DETAIL

LEGISLATIVE DISTRICT OR TOWN	ELECTION DISTRICT	TOTAL VOTES	JOSEPH D MORELLE	JIM MAXWELL	JIM MAXWELL	JOSEPH D MORELLE	JOSEPH D MORELLE	JOSEPH D MORELLE	JIM MAXWELL	SCATTER	BLANK AND VOID
			DEM	REP	CON	WOR	IND	WEP	REF		
Leg. Dist. 29											
	15	226	175	18	3	2	1	0	0	0	27
	16	99	73	7	0	0	0	0	1	0	18
	17	185	110	27	12	7	5	1	1	0	22
	18	267	160	49	12	13	3	3	2	1	24
	19	142	105	13	2	3	1	0	2	0	16
	20	330	236	26	5	8	1	1	2	1	50
	21	303	193	42	10	7	3	5	2	0	41
	22	142	113	4	3	0	1	2	0	0	19
	23	235	178	29	1	1	0	1	0	1	24
	24	329	244	31	5	6	6	3	2	0	32
	25/28	347	216	37	9	5	4	2	1	0	73
	26	111	89	8	1	0	0	0	0	0	13
Leg. Dist. 29		5,241	3,605	636	123	95	55	33	27	5	662
CITY		53,156	36,520	6,689	1,306	1,520	746	567	304	36	5,468
Brighton											
	01	462	335	64	14	18	7	6	2	0	16
	02	263	126	87	16	6	3	4	1	0	20
	03	377	217	99	16	3	7	4	2	0	29
	04	409	277	73	11	14	7	4	2	1	20
	05	405	284	54	15	16	6	9	2	0	19
	06	546	346	135	21	16	6	7	2	1	12
	07	333	195	66	11	14	13	4	2	1	27
	08	406	198	162	12	2	4	2	4	1	21
	09	360	234	64	21	14	4	2	6	0	15
	10	463	322	84	17	5	10	6	3	0	16
	11	460	280	93	25	16	11	11	1	1	22
	12	517	359	89	16	16	9	8	3	0	17
	13	266	174	53	6	7	5	3	3	0	15
	14	299	207	38	4	12	9	8	1	1	19
	15	334	219	68	21	5	4	6	1	1	9
	16	265	122	101	21	0	3	2	3	0	13
	17	230	159	48	5	5	0	0	1	0	12

REPRESENTATIVE IN CONGRESS  
25TH DISTRICT  
UNEXPIRED TERM  
DETAIL

LEGISLATIVE DISTRICT OR TOWN	ELECTION DISTRICT	TOTAL VOTES	JOSEPH D MORELLE	JIM MAXWELL	JIM MAXWELL	JOSEPH D MORELLE	JOSEPH D MORELLE	JOSEPH D MORELLE	JIM MAXWELL	SCATTER	BLANK AND VOID
			DEM	REP	CON	WOR	IND	WEP	REF		
Brighton	18	386	264	64	13	17	7	8	1	0	12
	19	255	176	42	11	8	8	3	0	0	7
	20	272	184	47	12	5	3	3	1	0	17
	21	354	238	74	10	12	5	8	1	0	6
	22	398	269	80	18	7	7	1	3	1	12
	23	313	220	52	13	9	3	3	1	0	12
	24	435	244	128	15	7	10	1	2	0	28
	25	297	194	51	11	14	2	5	2	0	18
	26	279	143	73	16	9	9	5	2	0	22
	27	289	189	57	6	6	4	6	1	0	20
	28	505	330	105	13	15	11	7	3	0	21
	29	282	157	76	14	2	2	3	1	0	27
	30	675	452	134	9	6	10	7	3	0	54
	31	344	230	57	7	7	9	14	0	1	19
	32	430	282	85	12	14	8	8	4	2	15
	33	441	284	98	15	7	5	7	1	1	23
	34	381	253	79	17	10	6	7	0	2	7
	35	315	231	42	10	8	3	4	0	0	17
	36	320	224	41	16	5	9	7	2	0	16
	37	308	224	48	12	3	5	3	1	0	12
	38	402	261	86	19	9	5	2	1	1	18
	39	332	208	69	16	4	7	7	6	0	15
	40	606	424	109	11	6	9	6	3	1	37
	41	492	319	99	6	6	9	7	3	0	43
	42	134	92	18	9	5	0	0	0	0	10
	43	394	255	87	7	8	7	3	2	0	25
	44	154	89	38	7	3	2	3	0	0	12
	45	282	177	76	9	4	3	3	2	0	8
	46	220	153	39	7	1	3	3	0	0	14
Brighton		16,690	10,820	3,432	593	386	279	230	85	16	849
Chili	01	298	126	109	28	3	5	2	4	0	21



REPRESENTATIVE IN CONGRESS  
25TH DISTRICT  
UNEXPIRED TERM  
DETAIL

LEGISLATIVE DISTRICT OR TOWN	ELECTION DISTRICT	TOTAL VOTES	JOSEPH D MORELLE	JIM MAXWELL	JIM MAXWELL	JOSEPH D MORELLE	JOSEPH D MORELLE	JOSEPH D MORELLE	JIM MAXWELL	SCATTER	BLANK AND VOID
			DEM	REP	CON	WOR	IND	WEP	REF		
Chili	02	463	115	239	53	12	4	3	2	0	35
	03	420	180	160	39	5	4	1	7	0	24
	04	279	94	126	27	6	2	1	1	0	22
	05	341	151	137	36	1	1	4	1	0	10
	06	365	132	143	41	7	9	3	3	0	27
	07	231	112	76	14	2	4	6	0	0	17
	08	387	123	178	34	4	7	1	2	0	38
	09	347	145	127	31	4	10	3	2	0	25
	10	242	78	98	35	3	5	2	4	0	17
	11	391	138	169	34	6	9	2	4	0	29
	12	355	149	140	33	3	3	3	1	0	23
	13	517	194	224	61	6	7	4	5	1	15
	14	358	122	149	37	5	5	6	3	0	31
	15	310	120	120	29	1	7	0	4	0	29
	16	695	266	301	61	8	9	2	2	0	46
	17	841	296	360	80	11	13	1	7	0	73
	18	396	142	164	37	1	6	3	4	0	39
	19	340	153	122	20	3	4	0	2	0	36
	20	491	232	168	35	9	3	3	1	0	40
	21	258	109	109	21	3	4	1	0	0	11
	22	412	236	97	19	7	7	3	4	0	39
	23	289	130	113	27	3	3	3	1	0	9
	24	775	350	274	60	7	12	1	7	1	63
	25	320	177	91	19	6	4	3	4	0	16
	26	457	154	198	61	4	7	4	4	0	25
	27	344	151	132	26	3	7	0	2	0	23
	28	301	147	91	27	3	5	1	1	0	26
	29	237	93	87	21	6	3	1	5	0	21
	30	223	86	82	24	6	3	0	1	1	20
	31	343	162	121	25	7	5	1	1	0	21
	32	404	148	177	35	7	11	2	0	0	24
Chili		12,430	5,011	4,882	1,130	162	188	70	89	3	895

REPRESENTATIVE IN CONGRESS  
25TH DISTRICT  
UNEXPIRED TERM  
DETAIL

LEGISLATIVE DISTRICT OR TOWN	ELECTION DISTRICT	TOTAL VOTES	JOSEPH D MORELLE	JIM MAXWELL	JIM MAXWELL	JOSEPH D MORELLE	JOSEPH D MORELLE	JOSEPH D MORELLE	JIM MAXWELL	SCATTER	BLANK AND VOID
			DEM	REP	CON	WOR	IND	WEP	REF		
Clarkson	01	540	165	279	69	2	8	4	2	0	11
	03	408	172	174	42	0	4	2	2	0	12
	04	600	156	315	70	5	8	3	3	0	40
	05	784	228	362	95	9	16	2	6	1	65
	06	354	127	147	36	4	4	2	2	1	31
Clarkson		2,686	848	1,277	312	20	40	13	15	2	159
East Rochester	01	377	168	124	17	5	10	3	4	0	46
	02	325	154	112	13	8	8	3	0	0	27
	03	309	132	115	25	4	1	3	0	2	27
	04	327	149	116	8	10	2	4	3	2	33
	05	298	140	90	24	3	10	6	2	0	23
	06	395	204	118	19	4	8	2	3	0	37
	07	317	135	108	23	9	7	2	3	1	29
East Rochester		2,348	1,082	783	129	43	46	23	15	5	222
Gates	01	213	116	49	20	6	4	0	2	0	16
	02	286	122	100	18	2	8	0	2	0	34
	03	295	138	99	24	4	4	0	0	1	25
	04	319	127	128	24	3	4	1	0	0	32
	05	380	171	134	23	4	10	2	3	1	32
	06	337	187	90	24	2	6	4	2	3	19
	07	645	263	259	52	7	14	0	4	0	46
	08	257	92	115	12	5	4	1	2	0	26
	09	377	201	116	15	3	8	3	2	2	27
	10	199	106	61	17	2	1	1	0	0	11
	11	244	98	89	16	6	7	0	2	0	26
	12	225	113	72	16	3	1	2	0	1	17
	13	330	138	120	20	6	4	0	3	0	39
	14	249	105	95	8	2	5	3	2	0	29
	15	479	217	158	27	8	12	3	1	0	53
	16	265	135	79	22	3	1	2	0	1	22

REPRESENTATIVE IN CONGRESS  
25TH DISTRICT  
UNEXPIRED TERM  
DETAIL

LEGISLATIVE DISTRICT OR TOWN	ELECTION DISTRICT	TOTAL VOTES	JOSEPH D MORELLE	JIM MAXWELL	JIM MAXWELL	JOSEPH D MORELLE	JOSEPH D MORELLE	JOSEPH D MORELLE	JIM MAXWELL	SCATTER	BLANK AND VOID
			DEM	REP	CON	WOR	IND	WEP	REF		
Gates											
	17	297	142	96	23	7	2	2	3	0	22
	18	361	137	145	39	3	4	0	2	0	31
	19	308	135	120	25	5	6	3	1	1	12
	20	316	136	109	23	1	7	2	4	0	34
	21	291	116	116	10	9	4	2	1	1	32
	22	243	103	90	24	3	2	2	3	0	16
	23	324	120	134	30	2	2	2	3	0	31
	24	646	325	200	44	10	7	2	6	3	49
	25	242	101	100	12	2	5	2	0	0	20
	26	413	155	187	30	5	6	1	2	0	27
	27	410	195	138	23	4	5	2	2	0	41
	28	242	111	102	11	2	3	1	1	1	10
	29	305	144	99	13	5	3	1	2	0	38
	30	206	92	80	11	1	1	2	1	0	18
	31	274	99	115	15	3	5	2	1	0	34
	32	342	150	127	27	3	10	4	5	0	16
	33	149	90	32	9	4	0	1	1	0	12
	34	314	127	124	21	7	3	0	4	0	28
	35	219	91	85	17	1	4	0	2	0	19
Gates		11,002	4,898	3,963	745	143	172	53	69	15	944
Greece											
	01	295	96	122	30	5	6	2	1	0	33
	02	408	118	173	49	10	9	3	3	1	42
	03	265	112	117	16	2	4	1	2	0	11
	04	257	102	111	20	3	3	0	2	0	16
	05	255	119	93	18	0	2	2	2	0	19
	06	228	98	74	16	3	5	2	1	0	29
	07	323	145	111	21	6	3	3	3	0	31
	08	294	111	120	17	6	3	6	2	0	29
	09	319	140	110	14	7	9	1	4	0	34
	10	271	120	92	20	7	3	1	3	0	25
	11	148	70	46	7	3	7	1	1	0	13

REPRESENTATIVE IN CONGRESS  
25TH DISTRICT  
UNEXPIRED TERM  
DETAIL

LEGISLATIVE DISTRICT OR TOWN	ELECTION DISTRICT	TOTAL VOTES	JOSEPH D MORELLE	JIM MAXWELL	JIM MAXWELL	JOSEPH D MORELLE	JOSEPH D MORELLE	JOSEPH D MORELLE	JIM MAXWELL	SCATTER	BLANK AND VOID
			DEM	REP	CON	WOR	IND	WEP	REF		
Greece	12	191	87	70	11	4	4	0	2	0	13
	13	268	122	85	22	6	3	1	3	0	26
	14	214	97	75	19	3	3	3	4	0	10
	15	285	99	135	19	1	7	1	3	1	19
	16	206	87	87	14	4	1	1	2	0	10
	17	439	172	192	31	3	1	1	2	0	37
	18	371	148	136	35	3	8	5	2	0	34
	19	250	99	99	12	5	6	1	3	0	25
	20	285	126	89	30	4	3	2	4	1	26
	21	269	93	101	35	11	5	1	2	0	21
	22	253	101	94	18	8	3	1	1	0	27
	23	453	183	167	29	9	12	1	1	1	50
	24	449	144	217	40	8	4	2	1	0	33
	25	325	146	102	22	8	5	6	2	0	34
	26	242	112	89	25	6	0	2	0	0	8
	27	543	225	192	55	13	2	0	2	0	54
	28	404	124	197	40	3	3	4	2	0	31
	29	331	142	136	27	3	7	1	2	0	13
	30	229	88	84	25	5	3	3	0	0	21
	31	264	101	104	24	8	7	1	2	0	17
	32	310	129	111	18	5	5	3	4	0	35
	33	400	139	173	39	6	7	0	3	0	33
	34	368	122	178	32	4	6	1	4	0	21
	35	317	115	123	34	6	5	1	1	0	32
	36	453	163	183	33	5	9	2	1	0	57
	37	239	93	93	27	1	5	0	1	0	19
	38	486	183	209	32	5	6	5	1	0	45
	39	221	91	81	20	3	2	0	0	0	24
	40	251	111	90	19	2	3	0	2	0	24
	41	365	140	148	33	9	4	4	1	0	26
	42	258	120	67	20	7	10	7	2	0	25
	43	363	120	165	40	2	6	2	4	0	24

REPRESENTATIVE IN CONGRESS  
25TH DISTRICT  
UNEXPIRED TERM  
DETAIL

LEGISLATIVE DISTRICT OR TOWN	ELECTION DISTRICT	TOTAL VOTES	JOSEPH D MORELLE	JIM MAXWELL	JIM MAXWELL	JOSEPH D MORELLE	JOSEPH D MORELLE	JOSEPH D MORELLE	JIM MAXWELL	SCATTER	BLANK AND VOID
			DEM	REP	CON	WOR	IND	WEP	REF		
Greece											
	44	469	187	204	34	5	7	2	4	0	26
	45	537	183	254	57	4	8	0	4	0	27
	46	222	111	59	18	6	3	0	2	0	23
	47	321	143	114	36	6	5	2	2	0	13
	48	235	106	97	15	1	2	0	1	0	13
	49	229	88	93	20	0	4	0	2	0	22
	50	317	123	120	27	2	7	0	1	0	37
	51	212	70	99	21	1	2	1	1	0	17
	52	423	167	172	26	10	5	2	1	0	40
	53	290	134	97	19	1	6	1	2	0	30
	54	389	148	160	31	4	6	2	2	0	36
	55	248	90	97	30	1	7	0	0	0	23
	56	381	164	141	31	5	5	2	2	0	31
	57	310	128	140	22	0	6	3	3	0	8
	58	428	174	179	29	4	6	1	1	0	34
	59	236	139	39	17	7	2	3	0	0	29
	60	271	120	101	16	1	7	2	3	0	21
	61	320	149	106	22	6	8	3	1	0	25
	62	427	205	140	42	4	5	1	2	1	27
	63	349	150	116	35	3	5	4	1	0	35
	64	278	118	100	22	0	3	3	3	1	28
	65	310	126	125	18	3	4	1	1	0	32
	66	197	91	76	14	1	1	1	0	0	13
	67	292	92	136	30	2	4	2	1	0	25
	68	388	141	159	45	4	7	1	4	0	27
	69	224	74	98	24	4	2	2	3	0	17
	70	932	312	455	81	7	12	2	3	0	60
	71	411	158	168	32	4	9	1	2	0	37
	72	486	186	201	40	5	3	1	3	0	47
	73	189	93	62	19	4	1	1	1	0	8
	74	318	150	93	21	2	10	2	2	2	36
	75	283	110	105	18	6	5	3	0	0	36

REPRESENTATIVE IN CONGRESS  
25TH DISTRICT  
UNEXPIRED TERM  
DETAIL

LEGISLATIVE DISTRICT OR TOWN	ELECTION DISTRICT	TOTAL VOTES	JOSEPH D MORELLE	JIM MAXWELL	JIM MAXWELL	JOSEPH D MORELLE	JOSEPH D MORELLE	JOSEPH D MORELLE	JIM MAXWELL	SCATTER	BLANK AND VOID
			DEM	REP	CON	WOR	IND	WEP	REF		
Greece											
	76	285	76	155	24	4	2	1	2	0	21
	77	404	179	168	20	6	3	2	0	1	25
	78	226	82	103	17	4	3	1	0	0	16
	79	665	217	304	63	7	9	3	4	0	58
	80	461	163	193	36	4	6	1	2	0	56
	81	230	82	101	19	3	1	1	0	0	23
	82	385	184	107	28	8	9	5	3	1	40
	83	184	86	63	15	1	5	1	1	0	12
	84	394	153	167	30	4	5	0	3	0	32
	85	430	175	163	41	7	7	6	5	0	26
	86	429	158	192	40	3	1	0	3	0	32
	87	312	132	116	25	5	4	2	3	0	25
	88	401	178	149	26	2	5	1	2	0	38
	89	295	107	125	26	1	4	0	1	0	31
	90	427	144	187	45	3	5	1	3	0	39
	91	631	227	305	51	5	7	2	4	0	30
	92	538	235	192	35	7	4	3	3	1	58
	93	453	201	169	26	6	5	4	3	0	39
	94	392	152	164	35	7	9	1	0	0	24
	95	256	112	86	14	4	5	0	2	0	33
	96	430	224	142	42	2	7	3	2	0	8
	97	680	252	292	62	2	9	1	1	2	59
	98	575	244	231	36	9	14	2	3	1	35
	99	376	119	170	34	5	4	1	0	1	42
	100	516	193	220	40	6	7	1	1	0	48
	101	237	82	114	19	4	2	2	1	0	13
	102	550	214	241	37	6	3	0	2	0	47
	103	424	139	188	52	4	7	1	2	0	31
	104	299	117	123	20	1	11	2	3	0	22
	105	459	163	195	46	2	9	2	2	1	39
	106	334	102	162	31	1	4	0	0	0	34
	107	296	95	148	26	2	5	1	0	0	19

REPRESENTATIVE IN CONGRESS  
25TH DISTRICT  
UNEXPIRED TERM  
DETAIL

LEGISLATIVE DISTRICT OR TOWN	ELECTION DISTRICT	TOTAL VOTES	JOSEPH D MORELLE	JIM MAXWELL	JIM MAXWELL	JOSEPH D MORELLE	JOSEPH D MORELLE	JOSEPH D MORELLE	JIM MAXWELL	SCATTER	BLANK AND VOID
			DEM	REP	CON	WOR	IND	WEP	REF		
Greece	108	276	88	123	32	1	1	0	1	0	30
	109	513	203	196	44	5	14	0	6	0	45
Greece		38,050	14,961	15,301	3,157	476	572	184	214	16	3,169
Henrietta	01	459	200	185	23	9	4	5	1	0	32
	02	349	149	112	29	10	4	4	3	0	38
	03	198	131	41	7	5	2	5	3	0	4
	04	428	251	112	17	3	8	2	3	0	32
	05	356	170	119	30	6	3	0	3	0	25
	06	334	134	112	30	7	7	3	5	1	35
	07	315	140	107	29	1	10	3	2	0	23
	08	352	162	125	15	5	11	2	4	0	28
	09	281	165	78	13	1	0	2	2	1	19
	10	363	162	128	26	6	4	3	0	0	34
	11	317	183	93	12	6	1	1	1	1	19
	12	333	152	125	26	6	8	1	2	0	13
	13	635	366	145	39	9	10	5	2	0	59
	14	315	157	96	24	5	4	1	1	0	27
	15	489	255	150	29	9	4	4	3	1	34
	16	248	138	74	16	3	3	2	1	1	10
	17	409	198	127	33	11	8	1	1	1	29
	18	456	230	144	33	3	11	3	4	0	28
	19	325	142	123	18	10	2	3	1	1	25
	20	596	288	200	32	5	13	2	2	2	52
	21	276	134	96	24	9	6	0	0	0	7
	22	554	285	176	40	7	6	4	2	0	34
	23	355	181	105	20	9	9	3	4	1	23
	24	422	237	118	21	9	6	2	3	1	25
	25	336	137	119	30	2	3	3	2	0	40
	26	728	326	287	65	9	12	2	6	0	21
	27	595	298	215	41	3	9	2	6	1	20
	28	462	197	171	42	6	5	5	2	0	34

REPRESENTATIVE IN CONGRESS  
25TH DISTRICT  
UNEXPIRED TERM  
DETAIL

LEGISLATIVE DISTRICT OR TOWN	ELECTION DISTRICT	TOTAL VOTES	JOSEPH D MORELLE	JIM MAXWELL	JIM MAXWELL	JOSEPH D MORELLE	JOSEPH D MORELLE	JOSEPH D MORELLE	JIM MAXWELL	SCATTER	BLANK AND VOID
			DEM	REP	CON	WOR	IND	WEP	REF		
Henrietta	29	1,214	649	366	69	16	19	3	1	1	90
	30	836	468	225	54	14	16	1	5	1	52
	31	230	139	59	17	3	3	1	2	0	6
	32	572	319	156	33	2	14	1	0	0	47
	33	262	124	94	14	8	5	1	2	0	14
	34	234	127	68	11	3	3	1	0	0	21
	35	508	231	184	32	9	11	5	6	0	30
Henrietta		15,142	7,625	4,835	994	229	244	86	85	14	1,030
Irondequoit	01	529	302	142	25	12	11	4	4	1	28
	02	271	138	80	18	6	4	3	1	0	21
	03	410	203	129	22	6	11	6	3	0	30
	04	180	77	68	10	4	8	3	1	0	9
	05	338	186	78	13	9	7	7	3	1	34
	06	567	326	139	28	15	13	7	3	0	36
	07	480	258	133	33	9	15	3	0	0	29
	08	377	180	131	23	6	8	4	3	0	22
	09	341	157	132	17	2	7	0	2	0	24
	10	349	181	107	34	0	6	3	0	1	17
	11	203	103	61	13	1	4	2	1	0	18
	12	319	194	59	17	10	3	6	5	1	24
	13	470	295	101	22	9	13	4	0	0	26
	14	480	233	158	44	9	6	7	2	2	19
	15	447	218	154	24	2	5	4	1	0	39
	16	605	311	182	31	9	12	4	4	0	52
	17	239	135	68	13	4	7	3	3	0	6
	18	369	194	116	22	3	8	4	1	0	21
	19	452	296	77	18	9	12	6	4	2	28
	20	333	168	104	22	4	7	2	4	0	22
	21	369	209	80	30	6	11	1	3	0	29
	22	391	206	104	28	7	5	6	7	0	28
	23	338	217	68	12	6	4	4	0	0	27



REPRESENTATIVE IN CONGRESS  
25TH DISTRICT  
UNEXPIRED TERM  
DETAIL

LEGISLATIVE DISTRICT OR TOWN	ELECTION DISTRICT	TOTAL VOTES	JOSEPH D MORELLE	JIM MAXWELL	JIM MAXWELL	JOSEPH D MORELLE	JOSEPH D MORELLE	JOSEPH D MORELLE	JIM MAXWELL	SCATTER	BLANK AND VOID
			DEM	REP	CON	WOR	IND	WEP	REF		
Irondequoit	24	324	186	81	32	4	1	5	2	0	13
	25	348	175	118	21	7	7	1	3	0	16
	26	250	147	60	9	5	5	0	1	0	23
	27	241	117	88	13	5	6	4	1	0	7
	28	295	122	117	18	1	4	2	1	0	30
	29	296	161	80	13	6	2	2	1	0	31
	30	325	156	111	19	6	4	2	3	0	24
	31	473	259	129	25	12	8	5	3	0	32
	32	375	242	90	19	8	8	1	0	0	7
	33	259	130	83	24	5	3	4	0	0	10
	34	521	241	189	26	7	3	1	1	0	53
	35	266	144	65	14	8	10	7	0	0	18
	36	218	126	50	14	4	3	4	0	1	16
	37	264	122	89	13	1	4	0	1	0	34
	38	204	108	55	6	9	2	3	0	0	21
	39	89	43	30	2	2	0	0	1	0	11
	40	198	103	52	15	4	6	0	2	3	13
	41	341	187	84	22	4	10	2	4	0	28
	42	370	177	141	19	8	10	1	3	0	11
	43	306	174	65	23	8	3	3	0	0	30
	44	602	289	194	29	12	15	6	2	1	54
	45	252	133	66	16	3	7	0	1	0	26
	46	330	151	119	14	6	9	3	0	0	28
	47	135	75	48	3	3	1	2	0	0	3
	48	326	156	103	18	8	10	1	2	0	28
	49	461	221	161	33	4	10	2	5	1	24
	50	262	163	66	12	2	4	2	0	0	13
	51	424	230	127	33	6	7	9	2	0	10
	52	410	234	96	12	9	9	0	5	0	45
	53	312	165	90	10	5	7	3	3	0	29
	54	110	62	35	8	1	1	0	0	0	3
	55	402	238	87	24	6	7	5	5	0	30

REPRESENTATIVE IN CONGRESS  
25TH DISTRICT  
UNEXPIRED TERM  
DETAIL

LEGISLATIVE DISTRICT OR TOWN	ELECTION DISTRICT	TOTAL VOTES	JOSEPH D MORELLE	JIM MAXWELL	JIM MAXWELL	JOSEPH D MORELLE	JOSEPH D MORELLE	JOSEPH D MORELLE	JIM MAXWELL	SCATTER	BLANK AND VOID
			DEM	REP	CON	WOR	IND	WEP	REF		
Irondequoit											
	56	274	158	84	5	3	5	1	1	0	17
	57	485	280	146	22	6	9	2	0	1	19
	58	404	218	102	29	7	6	3	2	1	36
	59	309	154	94	18	8	4	3	4	0	24
	60	327	157	109	30	2	13	0	1	0	15
	61	449	248	112	30	8	12	0	2	2	35
	62	362	204	102	26	8	9	4	2	0	7
	63	300	149	98	19	4	5	6	4	0	15
	64	137	103	16	4	3	0	1	1	0	9
	65	259	147	66	12	2	7	1	2	0	22
	66	179	130	31	1	3	2	0	0	0	12
	67	255	133	79	6	5	5	1	2	0	24
	68	294	156	89	12	8	4	0	0	0	25
		22,880	12,261	6,568	1,292	394	454	195	128	18	1,570
Irondequoit											
Ogden											
	01	387	152	143	44	4	6	3	0	0	35
	02	403	134	171	48	5	8	4	2	0	31
	03	616	195	296	51	7	8	6	2	1	50
	04	371	126	167	42	2	5	1	1	0	27
	05	374	114	179	26	2	9	2	5	0	37
	06	496	208	201	41	6	4	5	1	0	30
	07	272	78	126	38	1	5	1	4	0	19
	08	470	168	204	44	4	4	1	4	0	41
	09	380	155	148	38	3	2	6	3	0	25
	10	410	138	177	46	8	6	6	1	0	28
	11	447	143	202	57	4	11	2	3	0	25
	12	516	158	266	51	4	7	0	4	0	26
	13	417	146	169	38	6	7	1	3	1	46
	14	351	124	159	35	2	5	1	3	0	22
	15	533	179	227	50	5	8	2	5	0	57
	16	261	57	150	32	2	1	0	1	0	18
	17	374	126	181	28	6	2	4	3	0	24

REPRESENTATIVE IN CONGRESS  
25TH DISTRICT  
UNEXPIRED TERM  
DETAIL

LEGISLATIVE DISTRICT OR TOWN	ELECTION DISTRICT	TOTAL VOTES	JOSEPH D MORELLE	JIM MAXWELL	JIM MAXWELL	JOSEPH D MORELLE	JOSEPH D MORELLE	JOSEPH D MORELLE	JIM MAXWELL	SCATTER	BLANK AND VOID
			DEM	REP	CON	WOR	IND	WEP	REF		
Ogden	18	554	206	218	48	16	10	2	4	1	49
	19	475	158	202	47	4	3	3	1	0	57
	20	489	140	218	69	11	9	2	1	0	39
Ogden		8,596	2,905	3,804	873	102	120	52	51	3	686
Parma	01	481	165	232	58	0	10	2	3	0	11
	02	529	176	261	55	10	6	1	6	0	14
	03	414	119	192	37	5	3	3	3	0	52
	04	405	89	212	39	7	1	3	3	0	51
	05	307	71	174	29	3	2	1	2	0	25
	06	204	46	106	26	2	2	3	1	0	18
	07	404	104	208	50	4	7	0	3	0	28
	08	559	185	267	49	5	10	3	4	0	36
	09	456	115	232	59	3	5	3	3	0	36
	10	437	106	221	66	2	8	0	2	0	32
	11	490	157	237	64	3	11	2	2	0	14
	12	494	176	230	31	7	7	4	2	0	37
	13	741	189	392	67	4	11	5	2	0	71
	14	356	135	144	28	3	4	2	3	0	37
	15	495	123	253	52	12	7	2	3	0	43
Parma		6,772	1,956	3,361	710	70	94	34	42	0	505
Penfield	01	206	104	68	17	1	3	0	3	0	10
	02	413	225	133	28	3	7	2	3	0	12
	03	390	161	170	23	3	7	3	0	0	23
	04	566	200	232	71	3	11	3	5	2	39
	05	460	228	154	37	10	8	6	5	0	12
	06	349	154	142	26	3	2	2	4	0	16
	07	399	203	107	34	4	8	4	5	0	34
	08	276	105	115	17	5	5	2	1	1	25
	09	512	309	129	29	6	12	4	2	0	21
	10	317	164	97	24	4	8	0	1	0	19

REPRESENTATIVE IN CONGRESS  
25TH DISTRICT  
UNEXPIRED TERM  
DETAIL

LEGISLATIVE DISTRICT OR TOWN	ELECTION DISTRICT	TOTAL VOTES	JOSEPH D MORELLE	JIM MAXWELL	JIM MAXWELL	JOSEPH D MORELLE	JOSEPH D MORELLE	JOSEPH D MORELLE	JIM MAXWELL	SCATTER	BLANK AND VOID
			DEM	REP	CON	WOR	IND	WEP	REF		
Penfield											
	11	274	138	92	13	3	5	4	1	0	18
	12	430	216	137	26	7	5	5	1	0	33
	13	607	295	197	39	7	7	3	3	0	56
	14	525	157	245	59	6	11	3	1	0	43
	15	637	309	237	31	3	13	0	5	1	38
	16	194	91	65	12	4	5	1	2	0	14
	17	447	215	149	29	10	13	4	4	0	23
	18	324	165	121	11	4	7	2	5	0	9
	19	632	310	230	35	11	9	4	3	0	30
	20	480	205	163	46	4	5	4	1	0	52
	21	488	258	127	24	11	14	3	1	0	50
	22	438	245	120	35	1	14	7	0	0	16
	23	561	280	195	39	9	16	3	1	0	18
	24	560	237	212	44	5	11	4	7	0	40
	25	356	156	136	32	4	1	4	2	0	21
	26	261	112	102	17	2	8	4	5	0	11
	27	461	232	157	35	3	9	3	2	0	20
	28	350	169	104	30	9	7	0	4	0	27
	29	549	274	181	27	9	8	7	3	0	40
	30	774	324	313	72	2	9	3	3	0	48
	31	253	129	86	14	1	5	1	1	0	16
	32	294	166	90	11	4	0	2	1	0	20
	33	382	177	118	35	6	12	4	6	0	24
	34	403	178	159	32	4	7	2	2	0	19
	35	637	332	199	31	1	15	4	4	0	51
	36	437	229	145	26	10	9	4	3	2	9
	37	765	306	332	51	3	7	1	8	0	57
	38	294	128	128	22	2	2	1	2	0	9
	39	327	129	133	25	4	3	3	1	0	29
	40	566	272	214	34	3	8	3	1	0	31
	41	589	233	266	36	1	9	2	2	0	40
	42	400	159	172	26	2	9	2	3	0	27

REPRESENTATIVE IN CONGRESS  
25TH DISTRICT  
UNEXPIRED TERM  
DETAIL

LEGISLATIVE DISTRICT OR TOWN	ELECTION DISTRICT	TOTAL VOTES	JOSEPH D MORELLE	JIM MAXWELL	JIM MAXWELL	JOSEPH D MORELLE	JOSEPH D MORELLE	JOSEPH D MORELLE	JIM MAXWELL	SCATTER	BLANK AND VOID
			DEM	REP	CON	WOR	IND	WEP	REF		
Penfield		18,583	8,679	6,672	1,305	197	334	123	117	6	1,150
Perinton	01	697	323	264	58	4	17	1	2	0	28
	02	538	280	190	35	6	9	5	6	0	7
	03	361	166	140	25	2	8	3	0	0	17
	04	404	213	128	32	5	6	2	1	0	17
	05	247	136	73	16	2	9	3	3	0	5
	06	392	227	112	22	7	8	4	2	1	9
	07	489	245	155	31	4	15	4	2	0	33
	08	422	213	154	34	4	4	1	1	0	11
	09	564	250	222	40	5	9	4	2	0	32
	10	506	267	155	36	6	14	7	2	0	19
	11	291	143	103	25	5	5	3	1	0	6
	12	410	223	125	27	4	7	4	4	0	16
	13	363	167	147	29	2	1	2	1	0	14
	14	436	213	159	28	4	9	8	3	0	12
	15	432	205	145	23	4	18	3	2	0	32
	16	324	175	113	18	4	2	1	1	0	10
	17	442	225	140	27	5	9	5	3	0	28
	18	431	217	148	35	4	7	2	5	0	13
	19	384	170	133	26	8	5	2	3	0	37
	20	393	185	139	27	5	11	4	1	0	21
	21	516	251	175	31	9	12	8	3	0	27
	22	306	141	115	23	6	9	4	1	0	7
	23	638	307	215	46	8	15	4	6	0	37
	24	691	325	284	37	4	6	5	2	0	28
	25	349	210	83	18	9	11	3	3	0	12
	26	446	215	173	30	6	5	3	1	0	13
	27	364	169	148	29	4	4	3	1	0	6
	28	338	155	121	28	6	4	3	4	1	16
	29	261	135	81	16	6	2	4	0	0	17
	30	429	202	152	28	5	7	4	3	0	28
	31	465	238	158	28	8	10	1	2	0	20

REPRESENTATIVE IN CONGRESS  
25TH DISTRICT  
UNEXPIRED TERM  
DETAIL

LEGISLATIVE DISTRICT OR TOWN	ELECTION DISTRICT	TOTAL VOTES	JOSEPH D MORELLE	JIM MAXWELL	JIM MAXWELL	JOSEPH D MORELLE	JOSEPH D MORELLE	JOSEPH D MORELLE	JIM MAXWELL	SCATTER	BLANK AND VOID
			DEM	REP	CON	WOR	IND	WEP	REF		
Perinton	32	361	193	113	29	7	7	1	3	1	7
	33	471	264	147	23	10	10	2	6	0	9
	34	562	258	227	41	1	8	4	1	0	22
	35	360	183	118	29	9	5	4	5	0	7
	36	270	140	81	13	2	6	2	5	0	21
	37	436	217	147	27	8	4	5	1	1	26
	38	610	314	206	35	6	11	3	3	0	32
	39	554	253	219	40	4	7	1	2	2	26
	40	323	154	124	20	10	4	0	6	0	5
	41	283	137	89	24	2	5	2	2	0	22
	42	428	216	160	22	6	6	2	2	0	14
	43	775	338	309	45	8	10	7	4	0	54
	44	368	182	126	26	1	4	4	5	0	20
	45	777	372	302	50	7	10	0	3	0	33
	46	249	133	74	14	4	2	4	0	0	18
	47	483	217	186	33	2	8	4	5	1	27
	48	329	155	116	23	5	6	1	2	0	21
	49	346	164	133	30	1	4	0	0	0	14
	50	149	90	27	6	1	4	4	3	0	14
	51	533	192	265	52	6	5	2	4	0	7
	52	493	270	173	20	5	4	3	2	0	16
	53	351	192	115	17	2	11	2	3	0	9
	54	777	352	334	41	8	12	5	3	0	22
	55	449	196	196	21	5	9	2	1	0	19
	56	692	302	275	53	4	10	1	2	0	45
Perinton		24,758	12,075	8,912	1,642	285	430	175	144	7	1,088
Pittsford	01	360	213	105	16	6	6	4	4	0	6
	02	378	239	90	17	6	9	4	3	0	10
	03	595	296	205	24	6	8	2	1	0	53
	04	533	303	175	27	1	8	4	1	1	13
	05	337	213	82	15	5	4	3	2	0	13

REPRESENTATIVE IN CONGRESS  
25TH DISTRICT  
UNEXPIRED TERM  
DETAIL

LEGISLATIVE DISTRICT OR TOWN	ELECTION DISTRICT	TOTAL VOTES	JOSEPH D MORELLE	JIM MAXWELL	JIM MAXWELL	JOSEPH D MORELLE	JOSEPH D MORELLE	JOSEPH D MORELLE	JIM MAXWELL	SCATTER	BLANK AND VOID
			DEM	REP	CON	WOR	IND	WEP	REF		
Pittsford											
	06	305	198	71	6	7	2	1	1	0	19
	07	205	113	58	8	3	6	1	0	0	16
	08	400	199	158	28	2	2	1	1	0	9
	09	430	208	147	25	7	10	2	4	0	27
	10	592	277	232	30	5	11	6	6	0	25
	11	336	162	128	22	6	3	2	0	0	13
	12	462	256	160	18	5	4	2	2	0	15
	13	296	149	92	19	6	5	2	2	0	21
	14	519	263	192	27	4	6	2	3	0	22
	15	330	188	97	9	11	5	9	0	0	11
	16	367	209	105	18	5	8	1	5	0	16
	17	535	324	145	26	8	8	5	1	1	17
	18	346	192	111	12	3	6	4	4	0	14
	19	256	107	103	34	2	2	0	0	0	8
	20	438	236	134	26	7	10	7	5	2	11
	21	437	258	121	25	7	5	3	3	0	15
	22	506	284	162	26	5	4	6	2	0	17
	23	371	167	143	32	5	8	0	3	0	13
	24	501	279	174	28	3	2	3	1	0	11
	25	530	288	174	32	3	7	3	4	0	19
	26	406	200	139	31	8	6	2	2	1	17
	27	387	230	114	19	8	4	0	1	0	11
	28	394	229	123	12	9	4	4	2	0	11
	29	411	197	163	25	3	6	1	4	0	12
	30	409	234	142	17	3	5	0	1	0	7
	31	497	275	167	18	6	7	1	6	0	17
	32	478	273	156	20	5	6	3	2	0	13
	33	689	365	247	35	7	9	1	4	0	21
	34	712	400	252	23	1	10	3	0	1	22
Pittsford		14,748	8,024	4,867	750	178	206	92	80	6	545
Riga	01	646	221	275	76	7	15	4	1	0	47

REPRESENTATIVE IN CONGRESS  
25TH DISTRICT  
UNEXPIRED TERM  
DETAIL

LEGISLATIVE DISTRICT OR TOWN	ELECTION DISTRICT	TOTAL VOTES	JOSEPH D MORELLE	JIM MAXWELL	JIM MAXWELL	JOSEPH D MORELLE	JOSEPH D MORELLE	JOSEPH D MORELLE	JIM MAXWELL	SCATTER	BLANK AND VOID
			DEM	REP	CON	WOR	IND	WEP	REF		
Riga	02	491	131	237	62	8	7	2	6	0	38
	03	393	137	179	33	2	3	2	3	0	34
	04	421	103	227	42	2	9	4	4	0	30
	05	436	96	253	46	6	4	3	2	0	26
	06	388	88	189	66	3	5	2	4	0	31
		<u>2,775</u>	<u>776</u>	<u>1,360</u>	<u>325</u>	<u>28</u>	<u>43</u>	<u>17</u>	<u>20</u>	<u>0</u>	<u>206</u>
Riga											
Sweden	01	415	185	164	30	9	2	1	2	0	22
	02	241	137	55	10	7	4	4	4	0	20
	03	458	216	138	39	11	5	6	4	0	39
	04	469	204	174	35	10	3	2	4	0	37
	05	109	72	25	5	2	2	0	0	0	3
	06	352	168	122	33	5	5	4	2	0	13
	07	366	161	134	35	3	7	1	3	0	22
	08	389	116	171	61	2	8	2	2	0	27
	09	368	169	128	25	6	2	2	1	0	35
	10	558	128	294	86	4	12	0	4	0	30
	11	140	69	37	8	3	4	1	0	0	18
	12	380	126	184	45	2	1	2	1	0	19
		<u>4,245</u>	<u>1,751</u>	<u>1,626</u>	<u>412</u>	<u>64</u>	<u>55</u>	<u>25</u>	<u>27</u>	<u>0</u>	<u>285</u>
Sweden											
Webster	01	411	179	156	36	6	6	3	1	0	24
	02	616	313	194	29	16	12	6	3	0	43
	03	526	238	194	43	6	7	4	2	0	32
	04	221	88	96	11	7	4	2	1	0	12
	05	449	205	182	32	10	5	1	4	0	10
	06	336	152	127	18	4	7	0	3	0	25
	07	465	199	187	36	7	7	2	6	0	21
	08	398	159	159	34	6	8	5	3	0	24
	09	419	143	196	43	5	5	3	2	0	22
	10	938	358	400	74	11	8	8	8	0	71
	11	482	197	203	38	2	10	3	3	1	25



REPRESENTATIVE IN CONGRESS  
25TH DISTRICT  
UNEXPIRED TERM  
DETAIL

LEGISLATIVE DISTRICT OR TOWN	ELECTION DISTRICT	TOTAL VOTES	JOSEPH D MORELLE	JIM MAXWELL	JIM MAXWELL	JOSEPH D MORELLE	JOSEPH D MORELLE	JOSEPH D MORELLE	JIM MAXWELL	SCATTER	BLANK AND VOID
			DEM	REP	CON	WOR	IND	WEP	REF		
Webster											
	12	560	214	247	47	0	12	4	5	1	30
	13	405	159	174	38	5	6	2	1	0	20
	14	388	188	142	25	6	4	2	2	0	19
	15	319	139	116	21	6	7	4	2	0	24
	16	574	282	209	33	10	5	3	2	0	30
	17	383	149	173	35	2	7	2	2	0	13
	18	307	138	113	19	4	5	2	4	0	22
	19	659	249	292	54	6	14	3	6	0	35
	20	644	233	307	51	8	11	0	4	0	30
	21	507	197	216	43	4	12	6	3	0	26
	22	454	178	179	50	5	5	4	3	0	30
	23	364	155	130	36	3	8	3	5	1	23
	24	1,101	438	459	109	9	17	4	6	1	58
	25	207	99	76	15	1	0	1	2	0	13
	26	443	230	149	34	3	7	3	3	0	14
	27	730	321	310	52	3	10	2	3	0	29
	28	431	175	179	41	1	9	3	2	0	21
	29	283	149	90	19	2	1	3	3	0	16
	30	287	147	87	15	1	7	2	2	0	26
	31	493	173	224	46	8	9	5	0	0	28
	32	591	203	266	51	6	8	2	3	0	52
	33	431	172	174	32	8	11	3	1	0	30
	34	238	93	104	16	2	4	2	3	0	14
	35	311	134	110	42	2	2	6	1	0	14
	36	372	165	149	26	2	5	0	2	0	23
	37	746	303	327	38	10	9	2	3	1	53
	38	468	209	179	30	3	8	2	4	0	33
	39	420	203	156	29	0	7	0	0	0	25
	40	930	454	365	46	8	14	3	4	0	36
	41	614	253	246	55	5	9	4	6	0	36
	42	490	209	200	45	5	10	7	3	0	11
	43	370	163	151	23	5	7	3	0	0	18

REPRESENTATIVE IN CONGRESS  
25TH DISTRICT  
UNEXPIRED TERM  
DETAIL

LEGISLATIVE DISTRICT OR TOWN	ELECTION DISTRICT	TOTAL VOTES	JOSEPH D MORELLE	JIM MAXWELL	JIM MAXWELL	JOSEPH D MORELLE	JOSEPH D MORELLE	JOSEPH D MORELLE	JIM MAXWELL	SCATTER	BLANK AND VOID
			DEM	REP	CON	WOR	IND	WEP	REF		
Webster		20,781	8,805	8,393	1,610	223	329	129	126	5	1,161
TOWNS		222,486	102,477	80,036	15,979	3,000	3,606	1,501	1,307	116	14,464
GRAND TOTAL:		275,642	138,997	86,725	17,285	4,520	4,352	2,068	1,611	152	19,932

REPRESENTATIVE IN CONGRESS  
27TH DISTRICT  
SUMMARY

LEGISLATIVE DISTRICT OR TOWN	TOTAL VOTES	NATHAN D MCMURRAY DEM	CHRIS COLLINS REP	CHRIS COLLINS CON	NATHAN D MCMURRAY WOR	CHRIS COLLINS IND	NATHAN D MCMURRAY WEP	LARRY PIEGZA REF	SCATTER	BLANK AND VOID
Clarkson	78	24	39	9	1	2	0	0	0	3
Hamlin	3,371	1,169	1,558	316	87	46	34	55	5	101
Mendon	4,870	2,551	1,534	377	118	35	56	87	2	110
Rush	1,923	877	714	165	49	15	19	27	2	55
Wheatland	2,228	1,001	811	187	55	21	39	37	5	72
<b>GRAND TOTAL:</b>	<b>12,470</b>	<b>5,622</b>	<b>4,656</b>	<b>1,054</b>	<b>310</b>	<b>119</b>	<b>148</b>	<b>206</b>	<b>14</b>	<b>341</b>

REPRESENTATIVE IN CONGRESS  
27TH DISTRICT  
DETAIL

LEGISLATIVE DISTRICT OR TOWN	ELECTION DISTRICT	TOTAL VOTES	NATHAN D MCMURRAY DEM	CHRIS COLLINS REP	CHRIS COLLINS CON	NATHAN D MCMURRAY WOR	CHRIS COLLINS IND	NATHAN D MCMURRAY WEP	LARRY PIEGZA REF	SCATTER	BLANK AND VOID
Clarkson	02	78	24	39	9	1	2	0	0	0	3
Clarkson		78	24	39	9	1	2	0	0	0	3
Hamlin	01	348	152	134	29	5	5	1	12	2	8
	02	396	126	191	42	8	5	6	5	0	13
	03	389	123	202	34	3	7	2	6	0	12
	04	272	80	135	27	11	2	5	3	0	9
	05	336	102	166	33	12	4	4	3	0	12
	06	286	111	122	29	8	1	4	3	1	7
	07	478	168	208	47	14	6	4	11	0	20
	08	237	88	92	26	10	5	3	6	0	7
	09	216	72	110	15	5	6	3	2	0	3
	10	413	147	198	34	11	5	2	4	2	10
Hamlin		3,371	1,169	1,558	316	87	46	34	55	5	101
Mendon	01	641	334	207	50	14	4	9	12	0	11
	02	569	349	133	38	17	5	5	12	1	9
	03	630	319	206	60	13	3	4	12	0	13
	04	458	262	130	21	17	4	7	3	0	14
	05	592	293	185	56	12	8	10	12	0	16
	06	601	301	197	49	16	2	9	11	0	16
	07	647	304	246	53	11	4	2	11	1	15
	08	247	136	74	16	6	2	4	5	0	4
	09	485	253	156	34	12	3	6	9	0	12
Mendon		4,870	2,551	1,534	377	118	35	56	87	2	110
Rush	01	537	250	195	49	15	3	6	5	0	14
	02	351	133	151	36	8	4	1	7	1	10
	03	512	271	162	32	18	3	5	6	0	15
	04	523	223	206	48	8	5	7	9	1	16
Rush		1,923	877	714	165	49	15	19	27	2	55

REPRESENTATIVE IN CONGRESS  
27TH DISTRICT  
DETAIL

LEGISLATIVE DISTRICT OR TOWN	ELECTION DISTRICT	TOTAL VOTES	NATHAN D MCMURRAY DEM	CHRIS COLLINS REP	CHRIS COLLINS CON	NATHAN D MCMURRAY WOR	CHRIS COLLINS IND	NATHAN D MCMURRAY WEP	LARRY PIEGZA REF	SCATTER	BLANK AND VOID
Wheatland	01	411	187	141	30	19	6	10	3	0	15
	02	415	152	177	37	8	5	6	6	4	20
	03	500	270	148	34	15	5	6	8	1	13
	04	422	226	130	28	6	2	7	11	0	12
	05	480	166	215	58	7	3	10	9	0	12
Wheatland		<u>2,228</u>	<u>1,001</u>	<u>811</u>	<u>187</u>	<u>55</u>	<u>21</u>	<u>39</u>	<u>37</u>	<u>5</u>	<u>72</u>
TOWNS		<u>12,470</u>	<u>5,622</u>	<u>4,656</u>	<u>1,054</u>	<u>310</u>	<u>119</u>	<u>148</u>	<u>206</u>	<u>14</u>	<u>341</u>
GRAND TOTAL:		<u><u>12,470</u></u>	<u><u>5,622</u></u>	<u><u>4,656</u></u>	<u><u>1,054</u></u>	<u><u>310</u></u>	<u><u>119</u></u>	<u><u>148</u></u>	<u><u>206</u></u>	<u><u>14</u></u>	<u><u>341</u></u>

STATE SENATOR  
54TH DISTRICT  
DETAIL

LEGISLATIVE DISTRICT OR TOWN	ELECTION DISTRICT	TOTAL VOTES	KENAN S BALDRIDGE	PAMELA A HELMING	PAMELA A HELMING	KENAN S BALDRIDGE	PAMELA A HELMING	KENAN S BALDRIDGE	PAMELA A HELMING	SCATTER	BLANK AND VOID
			DEM	REP	CON	WOR	IND	WEP	REF		
Webster											
	01	411	159	179	38	6	12	3	3	0	11
	02	612	306	212	29	15	11	9	3	0	27
	03	526	244	203	41	6	6	4	2	0	20
	04	221	85	95	14	8	9	4	0	0	6
	05	449	181	203	29	7	13	1	3	0	12
	06	336	145	148	20	3	7	1	1	0	11
	07	465	175	214	42	8	11	3	1	0	11
	08	397	143	187	29	10	8	3	2	0	15
	09	418	130	214	43	6	7	3	1	0	14
	10	937	362	423	75	9	18	8	9	0	33
	11	482	187	226	43	3	9	2	1	0	11
	12	560	195	277	54	2	14	3	0	0	15
	13	405	163	175	37	7	5	4	2	0	12
	14	386	170	167	22	3	5	4	2	1	12
	15	319	125	138	24	5	9	4	3	0	11
	16	574	260	240	39	7	6	3	1	0	18
	17	382	123	199	40	0	8	1	2	0	9
	18	307	130	133	19	5	7	3	3	0	7
	19	660	234	328	53	6	6	6	6	0	21
	20	644	205	325	57	10	18	3	2	0	24
	21	507	184	236	44	7	9	5	1	0	21
	22	454	168	202	48	6	6	5	3	0	16
	23	364	154	152	31	6	10	2	4	0	5
	24	1,101	419	505	104	6	18	3	7	1	38
	25	207	87	92	20	0	1	1	1	0	5
	26	443	208	164	40	4	3	3	0	0	21
	27	730	298	330	55	7	11	2	1	0	26
	28	431	173	194	38	6	6	1	2	0	11
	29	283	140	102	20	3	5	1	2	0	10
	30	286	151	99	18	3	5	3	2	0	5
	31	494	157	251	47	7	11	3	2	0	16
	32	591	197	302	55	4	8	3	1	0	21

STATE SENATOR  
54TH DISTRICT  
DETAIL

LEGISLATIVE DISTRICT OR TOWN	ELECTION DISTRICT	TOTAL VOTES	KENAN S BALDRIDGE	PAMELA A HELMING	PAMELA A HELMING	KENAN S BALDRIDGE	PAMELA A HELMING	KENAN S BALDRIDGE	PAMELA A HELMING	SCATTER	BLANK AND VOID
			DEM	REP	CON	WOR	IND	WEP	REF		
Webster											
	33	431	172	201	34	3	8	5	0	0	8
	34	238	90	114	16	2	6	1	2	0	7
	35	311	126	130	43	2	2	3	2	0	3
	36	370	157	163	30	0	6	0	2	0	12
	37	747	306	347	39	13	10	2	2	0	28
	38	468	207	198	33	3	11	3	2	0	11
	39	420	190	168	28	2	7	3	3	0	19
	40	926	412	400	48	8	17	2	2	0	37
	41	613	236	273	58	7	11	3	4	0	21
	42	490	195	218	41	5	11	5	2	0	13
	43	370	151	172	25	6	5	4	0	0	7
GRAND TOTAL:		<u>20,766</u>	<u>8,300</u>	<u>9,299</u>	<u>1,663</u>	<u>236</u>	<u>376</u>	<u>135</u>	<u>94</u>	<u>2</u>	<u>661</u>

STATE SENATOR  
55TH DISTRICT  
SUMMARY

LEGISLATIVE DISTRICT OR TOWN	TOTAL VOTES	JEN LUNSFORD	RICH FUNKE	RICH FUNKE	RICH FUNKE	RICH FUNKE	SCATTER	BLANK AND VOID
		DEM	REP	CON	IND	REF		
Leg. Dist. 16	12	9	3	0	0	0	0	0
Leg. Dist. 21	7,021	4,921	1,315	246	166	30	2	341
Leg. Dist. 22	1,723	1,328	168	29	27	3	0	168
Leg. Dist. 23	8,391	5,854	1,812	282	182	39	7	215
Leg. Dist. 24	2,780	2,098	458	65	46	10	1	102
Leg. Dist. 29	3,178	2,151	655	104	52	17	5	194
<b>CITY</b>	<b>23,105</b>	<b>16,361</b>	<b>4,411</b>	<b>726</b>	<b>473</b>	<b>99</b>	<b>15</b>	<b>1,020</b>
East Rochester	2,346	1,001	1,063	156	62	16	4	44
Irondequoit	22,851	10,800	9,277	1,481	654	117	8	514
Mendon	4,864	1,968	2,274	434	116	18	0	54
Penfield	18,562	7,763	8,565	1,397	463	74	0	300
Perinton	24,722	10,620	11,355	1,738	585	96	5	323
Pittsford	14,715	7,276	6,098	785	314	42	5	195
Rush	1,921	679	972	187	44	8	1	30
<b>TOWNS</b>	<b>89,981</b>	<b>40,107</b>	<b>39,604</b>	<b>6,178</b>	<b>2,238</b>	<b>371</b>	<b>23</b>	<b>1,460</b>
<b>GRAND TOTAL:</b>	<b>113,086</b>	<b>56,468</b>	<b>44,015</b>	<b>6,904</b>	<b>2,711</b>	<b>470</b>	<b>38</b>	<b>2,480</b>



STATE SENATOR  
55TH DISTRICT  
DETAIL

LEGISLATIVE DISTRICT OR TOWN	ELECTION DISTRICT	TOTAL VOTES	JEN LUNSFORD	RICH FUNKE	RICH FUNKE	RICH FUNKE	RICH FUNKE	SCATTER	BLANK AND VOID
			DEM	REP	CON	IND	REF		
Leg. Dist. 16	01	12	9	3	0	0	0	0	0
Leg. Dist. 16		12	9	3	0	0	0	0	0
Leg. Dist. 21	01	308	207	72	18	3	5	0	3
	02	282	184	63	15	8	1	0	11
	03	164	105	44	8	3	0	0	4
	04	174	114	34	5	5	1	0	15
	05	197	146	29	9	10	0	0	3
	06	331	245	50	10	11	0	1	14
	07	463	310	114	10	9	1	0	19
	08	142	104	22	5	3	3	0	5
	09	425	315	90	9	4	1	0	6
	10	452	317	97	16	9	2	0	11
	11	240	164	36	8	5	0	0	27
	12	626	424	134	22	17	4	0	25
	13	212	177	14	6	4	2	0	9
	14	159	121	25	8	2	0	0	3
	15	372	247	71	23	14	1	1	15
	16	117	65	35	4	4	1	0	8
	17/26	375	280	51	12	12	1	0	19
	18	200	145	27	6	2	1	0	19
	19	128	95	11	2	4	0	0	16
	20	177	126	32	8	4	0	0	7
	21	222	159	36	6	1	2	0	18
	22	252	179	31	3	3	0	0	36
	23	233	160	44	6	7	0	0	16
	24	423	269	110	21	15	1	0	7
	25	203	149	25	4	5	3	0	17
	27	144	114	18	2	2	0	0	8
Leg. Dist. 21		7,021	4,921	1,315	246	166	30	2	341
Leg. Dist. 22	01	287	215	38	3	1	1	0	29
	08	190	144	26	2	3	0	0	15
	11	256	192	23	4	3	0	0	34
	12	123	94	11	1	2	0	0	15
	17	78	63	4	1	1	1	0	8
	20	197	155	15	3	5	0	0	19
	22	204	154	21	6	4	0	0	19
	23	112	91	8	3	1	0	0	9
	24	75	62	10	0	3	0	0	0
	27	201	158	12	6	4	1	0	20
Leg. Dist. 22		1,723	1,328	168	29	27	3	0	168
Leg. Dist. 23	01	168	102	53	5	6	0	0	2
	02	301	222	53	9	6	0	0	11
	03	216	159	41	3	7	1	0	5
	04	421	305	82	19	10	0	0	5
	05	201	162	25	4	4	2	0	4

STATE SENATOR  
55TH DISTRICT  
DETAIL

LEGISLATIVE DISTRICT OR TOWN	ELECTION DISTRICT	TOTAL VOTES	JEN LUNSFORD	RICH FUNKE	RICH FUNKE	RICH FUNKE	RICH FUNKE	SCATTER	BLANK AND VOID
			DEM	REP	CON	IND	REF		
Leg. Dist. 23									
	06	183	132	36	8	3	1	0	3
	07	355	276	53	10	6	1	0	9
	08	344	262	59	9	5	1	0	8
	09	230	169	39	10	6	0	0	6
	10	270	206	45	11	3	0	1	4
	11	312	242	52	5	4	2	0	7
	12	374	252	87	16	10	1	1	7
	13	319	215	80	5	6	2	0	11
	14	312	246	52	8	2	0	0	4
	15	240	177	44	8	4	0	0	7
	16	153	105	33	8	2	1	0	4
	17	420	271	99	15	8	4	1	22
	18	620	398	158	27	16	4	0	17
	19	325	189	97	11	13	3	1	11
	20	363	257	70	10	11	1	0	14
	21	296	198	73	10	8	0	0	7
	22	272	187	73	5	2	0	0	5
	23	195	157	23	1	5	1	0	8
	24	300	185	86	7	9	5	0	8
	25	452	289	122	17	6	4	1	13
	26	503	333	117	27	12	3	0	11
	27	246	158	60	14	8	2	2	2
Leg. Dist. 23		8,391	5,854	1,812	282	182	39	7	215
Leg. Dist. 24									
	04	444	357	61	8	5	3	0	10
	10	423	339	59	7	4	1	0	13
	13	363	288	45	9	8	1	0	12
	14/21	464	349	80	9	7	3	0	16
	15	373	249	72	13	7	1	0	31
	16	368	262	75	11	8	1	0	11
	18	345	254	66	8	7	0	1	9
Leg. Dist. 24		2,780	2,098	458	65	46	10	1	102
Leg. Dist. 29									
	04	290	184	69	10	9	2	0	16
	05	265	175	59	9	4	1	1	16
	06	167	120	38	4	1	0	0	4
	08	63	40	15	2	2	0	0	4
	09	393	259	83	13	2	5	0	31
	11	217	128	63	9	5	1	2	9
	12	273	193	52	8	3	1	1	15
	14	94	71	11	2	1	0	0	9
	18	268	156	75	18	6	2	0	11
	19	141	97	22	4	1	0	0	17
	21	302	206	62	11	6	2	0	15
	22	142	110	12	5	1	2	0	12
	23	235	174	36	0	1	0	1	23
	24	328	238	58	9	10	1	0	12
Leg. Dist. 29		3,178	2,151	655	104	52	17	5	194

STATE SENATOR  
55TH DISTRICT  
DETAIL

LEGISLATIVE DISTRICT OR TOWN	ELECTION DISTRICT	TOTAL VOTES	JEN LUNSFORD	RICH FUNKE	RICH FUNKE	RICH FUNKE	RICH FUNKE	SCATTER	BLANK AND VOID
			DEM	REP	CON	IND	REF		
CITY		23,105	16,361	4,411	726	473	99	15	1,020
East Rochester									
	01	375	147	178	22	11	6	0	11
	02	325	134	160	14	10	0	0	7
	03	309	105	156	34	6	1	2	5
	04	327	149	147	16	8	0	1	6
	05	298	137	121	19	11	2	1	7
	06	395	184	171	25	6	5	0	4
	07	317	145	130	26	10	2	0	4
East Rochester		2,346	1,001	1,063	156	62	16	4	44
Irondequoit									
	01	529	264	207	30	17	2	0	9
	02	271	125	103	23	6	4	0	10
	03	410	185	170	27	18	3	0	7
	04	180	70	86	12	9	1	0	2
	05	338	185	118	17	7	2	0	9
	06	565	294	207	35	18	3	1	7
	07	480	214	204	37	15	0	0	10
	08	377	141	188	25	15	3	0	5
	09	339	134	166	23	6	3	0	7
	10	349	146	154	35	9	0	1	4
	11	203	94	84	14	4	1	0	6
	12	318	168	104	17	9	6	0	14
	13	470	279	147	21	17	0	0	6
	14	479	207	205	46	10	2	1	8
	15	445	186	216	26	12	1	0	4
	16	603	266	262	32	21	5	0	17
	17	239	117	88	18	7	1	0	8
	18	368	169	162	25	11	1	0	0
	19	452	284	116	24	10	4	0	14
	20	333	148	144	23	7	2	0	9
	21	369	188	131	26	14	3	1	6
	22	391	187	152	31	11	6	0	4
	23	338	180	132	13	7	0	0	6
	24	323	158	120	34	5	1	0	5
	25	348	162	145	24	10	2	0	5
	26	250	141	84	12	8	0	0	5
	27	240	102	107	17	8	1	0	5
	28	295	102	155	18	8	2	2	8
	29	296	146	121	20	5	0	0	4
	30	325	138	149	23	9	1	0	5
	31	473	247	172	26	15	2	0	11
	32	374	213	124	21	12	1	0	3
	33	259	118	101	29	3	2	0	6
	34	521	217	251	33	7	2	0	11
	35	266	142	85	15	17	2	0	5
	36	218	121	62	13	9	1	0	12
	37	263	105	126	18	2	2	0	10
	38	204	111	72	6	9	1	0	5

STATE SENATOR  
55TH DISTRICT  
DETAIL

LEGISLATIVE DISTRICT OR TOWN	ELECTION DISTRICT	TOTAL VOTES	JEN LUNSFORD	RICH FUNKE	RICH FUNKE	RICH FUNKE	RICH FUNKE	SCATTER	BLANK AND VOID
			DEM	REP	CON	IND	REF		
Irondequoit									
	39	89	31	49	3	2	0	0	4
	40	198	91	79	17	6	1	0	4
	41	341	160	122	24	14	6	0	15
	42	370	145	183	21	13	1	0	7
	43	306	163	99	26	7	0	0	11
	44	601	226	293	40	23	4	0	15
	45	252	112	108	21	4	1	0	6
	46	328	132	156	18	12	3	0	7
	47	135	54	71	4	3	1	0	2
	48	326	125	159	25	10	1	0	6
	49	461	196	212	33	13	3	0	4
	50	261	146	89	12	5	0	0	9
	51	422	186	179	32	13	2	2	8
	52	410	209	160	13	10	3	0	15
	53	311	135	134	15	8	1	0	18
	54	110	55	40	8	2	0	0	5
	55	397	217	130	27	15	0	0	8
	56	274	139	113	8	10	1	0	3
	57	484	223	209	25	12	1	0	14
	58	405	194	151	38	8	2	0	12
	59	309	138	128	27	7	3	0	6
	60	326	144	133	30	13	2	0	4
	61	449	213	173	37	16	3	0	7
	62	362	171	146	27	12	2	0	4
	63	300	132	131	18	8	1	0	10
	64	137	98	26	6	2	0	0	5
	65	259	150	84	12	5	1	0	7
	66	178	119	50	1	0	0	0	8
	67	255	102	127	11	6	1	0	8
	68	294	140	123	13	8	0	0	10
Irondequoit		22,851	10,800	9,277	1,481	654	117	8	514
Mendon									
	01	641	265	292	57	15	2	0	10
	02	566	261	236	38	23	4	0	4
	03	629	237	314	60	15	1	0	2
	04	457	211	199	28	10	0	0	9
	05	592	234	267	65	15	3	0	8
	06	601	225	288	63	14	3	0	8
	07	647	227	338	65	8	3	0	6
	08	247	116	97	20	10	1	0	3
	09	484	192	243	38	6	1	0	4
Mendon		4,864	1,968	2,274	434	116	18	0	54
Penfield									
	01	206	100	80	19	3	2	0	2
	02	412	203	164	30	7	2	0	6
	03	389	130	218	29	6	0	0	6
	04	566	169	297	73	14	2	0	11
	05	460	202	196	43	13	1	0	5

STATE SENATOR  
55TH DISTRICT  
DETAIL

LEGISLATIVE DISTRICT OR TOWN	ELECTION DISTRICT	TOTAL VOTES	JEN LUNSFORD	RICH FUNKE	RICH FUNKE	RICH FUNKE	RICH FUNKE	SCATTER	BLANK AND VOID
			DEM	REP	CON	IND	REF		
Penfield									
	06	349	115	198	28	4	2	0	2
	07	396	175	162	34	13	1	0	11
	08	276	96	148	19	6	0	0	7
	09	511	294	172	28	10	1	0	6
	10	317	151	128	25	9	0	0	4
	11	274	122	127	10	11	0	0	4
	12	430	211	176	27	6	3	0	7
	13	607	277	255	42	7	3	0	23
	14	525	150	290	66	8	2	0	9
	15	637	290	287	37	17	2	0	4
	16	193	85	86	11	6	2	0	3
	17	446	200	185	35	14	2	0	10
	18	323	139	158	12	10	2	0	2
	19	630	293	273	37	20	0	0	7
	20	480	183	223	48	14	3	0	9
	21	488	242	193	21	14	4	0	14
	22	438	227	150	40	17	0	0	4
	23	559	252	243	43	13	0	0	8
	24	560	204	280	48	17	6	0	5
	25	355	110	193	33	9	3	0	7
	26	261	101	127	21	8	2	0	2
	27	461	204	201	37	14	1	0	4
	28	350	156	136	38	10	4	0	6
	29	549	257	235	30	13	3	0	11
	30	774	304	372	72	14	2	0	10
	31	253	111	115	14	8	0	0	5
	32	293	144	116	14	11	0	0	8
	33	382	165	157	40	15	3	0	2
	34	403	137	211	33	9	1	0	12
	35	637	301	278	36	13	1	0	8
	36	437	202	184	26	15	3	0	7
	37	763	246	433	47	17	6	0	14
	38	292	104	153	23	9	0	0	3
	39	327	131	161	26	6	0	0	3
	40	565	240	278	34	6	0	0	7
	41	589	200	327	38	10	2	0	12
	42	399	140	199	30	17	3	0	10
Penfield		18,562	7,763	8,565	1,397	463	74	0	300
Perinton									
	01	697	278	336	59	17	3	0	4
	02	532	254	224	39	9	3	0	3
	03	360	141	178	24	11	1	0	5
	04	403	184	176	31	9	2	0	1
	05	247	128	87	13	13	0	0	6
	06	392	202	142	24	13	1	1	9
	07	487	225	204	31	13	3	0	11
	08	422	182	195	34	6	1	0	4
	09	563	212	288	44	12	1	0	6

STATE SENATOR  
55TH DISTRICT  
DETAIL

LEGISLATIVE DISTRICT OR TOWN	ELECTION DISTRICT	TOTAL VOTES	JEN LUNSFORD	RICH FUNKE	RICH FUNKE	RICH FUNKE	RICH FUNKE	SCATTER	BLANK AND VOID
			DEM	REP	CON	IND	REF		
Perinton	10	504	250	198	36	13	2	0	5
	11	291	130	126	23	8	1	0	3
	12	409	193	172	32	7	2	0	3
	13	362	129	191	32	5	1	0	4
	14	436	182	200	34	15	1	0	4
	15	432	191	188	21	19	1	0	12
	16	325	131	165	20	4	0	0	5
	17	441	222	176	31	7	1	0	4
	18	430	166	201	40	16	2	0	5
	19	384	140	195	35	8	2	0	4
	20	392	166	185	23	12	0	0	6
	21	516	226	227	30	22	4	0	7
	22	306	117	150	22	11	1	0	5
	23	638	297	271	43	16	6	0	5
	24	690	277	346	41	15	1	0	10
	25	348	196	113	17	11	1	0	10
	26	443	189	207	35	6	2	0	4
	27	363	135	186	29	6	3	0	4
	28	338	132	163	23	8	3	0	9
	29	261	130	108	17	3	0	0	3
	30	429	168	208	31	13	2	0	7
	31	465	201	219	26	11	3	0	5
	32	360	168	150	29	8	2	0	3
	33	470	245	178	28	11	4	0	4
	34	561	218	282	40	15	0	0	6
	35	361	160	157	32	7	2	0	3
	36	270	136	109	13	5	1	0	6
	37	435	203	193	29	5	0	0	5
	38	610	260	288	34	15	1	1	11
	39	554	199	289	44	14	1	1	6
	40	322	132	151	23	7	5	0	4
	41	281	104	122	34	13	2	0	6
	42	428	197	183	29	11	2	0	6
	43	775	314	387	49	13	1	0	11
	44	366	147	176	25	10	2	0	6
	45	776	334	367	52	16	2	1	4
	46	249	120	99	19	4	1	0	6
	47	483	191	237	32	12	4	1	6
	48	329	148	142	24	7	3	0	5
	49	346	137	171	28	6	0	0	4
	50	148	87	42	9	5	0	0	5
	51	532	170	293	53	10	1	0	5
	52	492	241	210	25	11	1	0	4
	53	351	177	140	20	7	2	0	5
	54	777	300	400	49	11	3	0	14
	55	448	165	242	20	12	2	0	7
	56	692	293	322	58	11	0	0	8
Perinton		24,722	10,620	11,355	1,738	585	96	5	323

STATE SENATOR  
55TH DISTRICT  
DETAIL

LEGISLATIVE DISTRICT OR TOWN	ELECTION DISTRICT	TOTAL VOTES	JEN LUNSFORD	RICH FUNKE	RICH FUNKE	RICH FUNKE	RICH FUNKE	SCATTER	BLANK AND VOID
			DEM	REP	CON	IND	REF		
Pittsford									
	01	360	189	138	16	9	3	1	4
	02	378	227	118	15	10	2	0	6
	03	596	275	273	28	8	0	1	11
	04	532	274	219	23	10	0	0	6
	05	336	209	100	16	7	1	0	3
	06	304	166	111	7	11	1	0	8
	07	203	110	77	11	1	2	0	2
	08	399	169	190	30	4	2	0	4
	09	426	196	188	24	13	2	0	3
	10	588	252	272	36	16	4	0	8
	11	335	133	157	25	11	1	0	8
	12	460	209	211	19	14	1	0	6
	13	296	138	125	19	7	1	1	5
	14	518	234	240	32	10	1	0	1
	15	329	173	124	11	11	2	0	8
	16	367	209	131	16	7	1	0	3
	17	534	313	177	25	11	0	0	8
	18	344	187	130	11	8	1	0	7
	19	256	90	122	37	4	1	0	2
	20	438	222	166	28	12	2	0	8
	21	437	239	156	25	10	0	0	7
	22	505	264	196	30	9	2	0	4
	23	370	148	177	30	11	0	0	4
	24	500	234	217	30	8	2	0	9
	25	530	257	219	32	9	2	0	11
	26	403	173	181	26	14	1	0	8
	27	387	214	143	21	7	0	1	1
	28	393	214	154	16	3	1	0	5
	29	409	158	213	27	7	0	0	4
	30	409	215	168	18	4	1	0	3
	31	496	229	223	17	18	1	0	8
	32	476	258	184	21	5	2	0	6
	33	689	328	299	38	13	1	0	10
	34	712	370	299	25	12	1	1	4
Pittsford		14,715	7,276	6,098	785	314	42	5	195
Rush									
	01	537	199	265	55	8	1	0	9
	02	351	83	205	37	13	5	1	7
	03	511	203	243	45	10	2	0	8
	04	522	194	259	50	13	0	0	6
Rush		1,921	679	972	187	44	8	1	30
TOWNS		89,981	40,107	39,604	6,178	2,238	371	23	1,460
GRAND TOTAL:		113,086	56,468	44,015	6,904	2,711	470	38	2,480

STATE SENATOR  
56TH DISTRICT  
SUMMARY

LEGISLATIVE DISTRICT OR TOWN	TOTAL VOTES	JEREMY A COONEY	JOSEPH E ROBACH	JOSEPH E ROBACH	JEREMY A COONEY	JOSEPH E ROBACH	JEREMY A COONEY	JOSEPH E ROBACH	SCATTER	BLANK AND VOID
		DEM	REP	CON	WOR	IND	WEP	REF		
Leg. Dist. 07	710	265	315	54	17	26	12	6	0	15
Leg. Dist. 22	2,522	1,734	394	55	36	28	19	5	0	251
Leg. Dist. 23	427	300	58	12	18	8	15	2	2	12
Leg. Dist. 24	774	546	104	24	50	10	23	3	0	14
Leg. Dist. 25	3,462	2,328	611	89	106	51	40	9	1	227
Leg. Dist. 26	4,534	2,022	1,787	282	77	124	46	35	2	159
Leg. Dist. 27	1,443	845	355	58	16	37	8	11	1	112
Leg. Dist. 28	3,966	2,356	1,019	155	71	78	36	21	1	229
Leg. Dist. 29	2,056	1,306	448	72	27	37	9	11	1	145
CITY	19,894	11,702	5,091	801	418	399	208	103	8	1,164
Brighton	16,608	9,885	4,752	640	397	320	251	61	1	301
Clarkson	2,764	700	1,557	337	18	67	18	13	0	54
Gates	10,997	3,999	5,343	849	120	254	76	48	3	305
Greece	38,026	11,646	20,344	3,473	392	1,002	219	163	12	775
Hamlin	3,373	779	1,998	348	46	98	22	17	3	62
Parma	6,766	1,503	4,067	752	61	170	37	24	0	152
TOWNS	78,534	28,512	38,061	6,399	1,034	1,911	623	326	19	1,649
GRAND TOTAL:	98,428	40,214	43,152	7,200	1,452	2,310	831	429	27	2,813



STATE SENATOR  
56TH DISTRICT  
DETAIL

LEGISLATIVE DISTRICT OR TOWN	ELECTION DISTRICT	TOTAL VOTES	JEREMY A COONEY	JOSEPH E ROBACH	JOSEPH E ROBACH	JEREMY A COONEY	JOSEPH E ROBACH	JEREMY A COONEY	JOSEPH E ROBACH	SCATTER	BLANK AND VOID
			DEM	REP	CON	WOR	IND	WEP	REF		
Leg. Dist. 07	01	438	150	215	31	10	17	9	1	0	5
	02	272	115	100	23	7	9	3	5	0	10
Leg. Dist. 07		710	265	315	54	17	26	12	6	0	15
Leg. Dist. 22	02/13	154	107	18	5	2	1	0	0	0	21
	03	165	87	20	2	2	3	2	0	0	49
	04	105	84	13	0	0	3	0	1	0	4
	05	137	98	22	1	1	1	0	0	0	14
	06	187	143	20	5	1	2	1	0	0	15
	07	93	59	10	0	1	0	2	1	0	20
	09	109	73	22	1	2	0	0	1	0	10
	10	134	104	16	2	3	1	0	0	0	8
	14	160	111	28	3	2	2	0	0	0	14
	15	180	126	24	6	3	1	0	0	0	20
	16	65	48	10	1	0	0	2	0	0	4
	18	108	74	15	3	1	0	0	0	0	15
	19	101	65	23	2	0	1	0	0	0	10
	21	107	59	25	1	3	1	1	0	0	17
	25	452	302	85	17	9	7	6	2	0	24
	26/25-19	265	194	43	6	6	5	5	0	0	6
Leg. Dist. 22		2,522	1,734	394	55	36	28	19	5	0	251
Leg. Dist. 23	28	379	272	47	11	15	7	13	1	1	12
	29	48	28	11	1	3	1	2	1	1	0
Leg. Dist. 23		427	300	58	12	18	8	15	2	2	12
Leg. Dist. 24	01	393	265	57	12	27	6	14	2	0	10
	02/22	310	228	41	9	19	4	7	0	0	2
	20	71	53	6	3	4	0	2	1	0	2
Leg. Dist. 24		774	546	104	24	50	10	23	3	0	14
Leg. Dist. 25	01	396	265	91	8	7	11	5	0	0	9

STATE SENATOR  
56TH DISTRICT  
DETAIL

LEGISLATIVE DISTRICT OR TOWN	ELECTION DISTRICT	TOTAL VOTES	JEREMY A COONEY	JOSEPH E ROBACH	JOSEPH E ROBACH	JEREMY A COONEY	JOSEPH E ROBACH	JEREMY A COONEY	JOSEPH E ROBACH	SCATTER	BLANK AND VOID
			DEM	REP	CON	WOR	IND	WEP	REF		
Leg. Dist. 25											
	05	238	164	38	8	1	4	0	0	0	23
	09	107	76	16	4	0	1	1	0	0	9
	10	292	214	42	0	7	2	7	0	0	20
	12/28	314	208	41	3	37	3	9	4	1	8
	15	186	114	39	9	3	0	0	0	0	21
	16	174	102	43	7	1	3	1	1	0	16
	17	152	97	21	6	2	2	1	0	0	23
	18	302	189	62	8	6	4	2	1	0	30
	20	134	81	39	5	1	2	4	1	0	1
	21/28-19	189	132	34	5	1	2	0	0	0	15
	22	225	153	37	6	9	6	2	0	0	12
	23	104	86	9	0	3	0	3	0	0	3
	25	513	352	80	18	18	9	4	2	0	30
	26/27	136	95	19	2	10	2	1	0	0	7
Leg. Dist. 25		3,462	2,328	611	89	106	51	40	9	1	227
Leg. Dist. 26											
	01	490	182	220	41	7	19	3	4	0	14
	02	218	95	84	14	5	10	0	2	1	7
	03	142	68	55	2	3	3	3	0	0	8
	04	236	86	105	23	2	10	3	1	0	6
	05	228	115	79	12	5	5	1	3	0	8
	06	216	127	58	7	4	0	1	1	0	18
	07	232	102	91	15	4	5	4	4	0	7
	08	274	166	65	8	2	10	2	0	0	21
	09	257	119	85	18	5	6	8	4	0	12
	10	286	157	86	14	6	8	3	2	0	10
	11	268	118	115	13	7	5	3	2	0	5
	12	281	106	135	18	4	8	2	2	0	6
	13	302	115	149	20	6	6	1	0	0	5
	14	344	139	148	32	5	6	4	5	0	5
	15	259	149	70	12	4	7	4	3	0	10
	16	271	98	133	22	3	3	3	1	0	8

STATE SENATOR  
56TH DISTRICT  
DETAIL

LEGISLATIVE DISTRICT OR TOWN	ELECTION DISTRICT	TOTAL VOTES	JEREMY A COONEY	JOSEPH E ROBACH	JOSEPH E ROBACH	JEREMY A COONEY	JOSEPH E ROBACH	JEREMY A COONEY	JOSEPH E ROBACH	SCATTER	BLANK AND VOID
			DEM	REP	CON	WOR	IND	WEP	REF		
Leg. Dist. 26	17	230	80	109	11	5	13	1	1	1	9
Leg. Dist. 26		4,534	2,022	1,787	282	77	124	46	35	2	159
Leg. Dist. 27	08	496	319	88	10	3	9	5	2	0	60
	18	249	126	80	14	2	5	0	3	0	19
	20	179	129	28	4	0	4	0	1	0	13
	22	222	117	66	10	10	7	1	4	1	6
	25	122	57	42	13	0	6	0	0	0	4
	26	175	97	51	7	1	6	2	1	0	10
Leg. Dist. 27		1,443	845	355	58	16	37	8	11	1	112
Leg. Dist. 28	01	228	145	55	7	3	3	5	2	0	8
	02	139	86	31	12	5	1	1	0	0	3
	03	149	89	30	5	2	2	1	1	0	19
	04	152	72	51	2	1	8	1	1	0	16
	05	133	67	45	9	2	2	3	0	0	5
	06	326	189	91	15	7	8	2	2	0	12
	07	382	229	105	13	8	9	3	1	0	14
	08	177	99	29	8	2	4	5	0	0	30
	09	242	135	68	11	9	4	3	2	1	9
	10	82	47	21	3	1	0	0	2	0	8
	11	149	92	32	7	4	2	1	1	0	10
	12	136	89	27	3	3	3	0	0	0	11
	13	237	133	69	6	3	7	2	1	0	16
	14	201	126	45	9	2	3	1	1	0	14
	15	74	46	20	2	0	0	0	2	0	4
	16	204	112	62	9	3	7	3	2	0	6
	17	22	13	6	2	0	0	0	0	0	1
	18	222	149	54	7	2	2	0	1	0	7
	20	296	175	77	15	6	7	3	0	0	13
	21	282	170	79	6	6	3	2	2	0	14
	22	133	93	22	4	2	3	0	0	0	9

STATE SENATOR  
56TH DISTRICT  
DETAIL

LEGISLATIVE DISTRICT OR TOWN	ELECTION DISTRICT	TOTAL VOTES	JEREMY A COONEY	JOSEPH E ROBACH	JOSEPH E ROBACH	JEREMY A COONEY	JOSEPH E ROBACH	JEREMY A COONEY	JOSEPH E ROBACH	SCATTER	BLANK AND VOID
			DEM	REP	CON	WOR	IND	WEP	REF		
Leg. Dist. 28		3,966	2,356	1,019	155	71	78	36	21	1	229
Leg. Dist. 29											
	01	33	22	8	0	0	0	0	0	0	3
	02	67	45	11	3	2	0	0	0	0	6
	03	9	7	1	0	0	0	0	0	0	1
	07	205	114	60	12	2	5	3	1	1	7
	10	293	196	59	12	3	5	1	1	0	16
	13	151	105	23	4	1	3	0	1	0	14
	15	226	154	42	7	2	1	1	3	0	16
	16	99	65	21	2	0	1	0	0	0	10
	17	185	106	44	14	9	4	1	0	0	7
	20	330	206	79	8	4	4	0	3	0	26
	25/28	347	204	84	9	4	10	2	2	0	32
	26	111	82	16	1	0	4	1	0	0	7
Leg. Dist. 29		2,056	1,306	448	72	27	37	9	11	1	145
CITY		19,894	11,702	5,091	801	418	399	208	103	8	1,164
Brighton											
	01	460	302	102	14	20	10	5	1	0	6
	02	263	112	107	18	4	9	3	0	0	10
	03	376	191	141	13	5	8	3	3	0	12
	04	405	260	102	12	15	12	1	0	0	3
	05	402	261	88	11	15	5	14	1	0	7
	06	544	312	167	19	19	9	11	1	0	6
	07	332	182	98	11	17	11	2	1	0	10
	08	403	195	177	12	1	7	3	2	0	6
	09	355	214	92	19	13	6	4	4	0	3
	10	460	281	126	21	10	9	4	3	0	6
	11	458	262	122	22	14	15	10	3	0	10
	12	515	334	122	21	13	5	14	2	0	4
	13	266	156	83	5	8	5	4	1	0	4
	14	296	202	52	6	10	9	11	1	1	4
	15	333	203	91	20	5	5	6	0	0	3
	16	261	101	127	22	1	2	3	2	0	3

STATE SENATOR  
56TH DISTRICT  
DETAIL

LEGISLATIVE DISTRICT OR TOWN	ELECTION DISTRICT	TOTAL VOTES	JEREMY A COONEY	JOSEPH E ROBACH	JOSEPH E ROBACH	JEREMY A COONEY	JOSEPH E ROBACH	JEREMY A COONEY	JOSEPH E ROBACH	SCATTER	BLANK AND VOID
			DEM	REP	CON	WOR	IND	WEP	REF		
Brighton	17	229	138	73	7	2	1	0	1	0	7
	18	386	241	92	12	20	10	8	0	0	3
	19	254	156	62	12	7	8	4	2	0	3
	20	271	181	56	11	6	5	3	2	0	7
	21	352	216	97	15	8	4	5	1	0	6
	22	396	238	115	17	7	11	3	1	0	4
	23	312	191	82	15	8	3	4	1	0	8
	24	434	218	160	21	8	9	3	2	0	13
	25	296	173	72	10	17	7	5	3	0	9
	26	276	125	105	17	13	8	3	2	0	3
	27	286	169	91	9	4	5	4	3	0	1
	28	504	306	141	12	16	11	9	1	0	8
	29	282	144	99	14	5	6	5	0	0	9
	30	675	430	191	10	6	8	7	1	0	22
	31	343	208	92	9	8	7	10	3	0	6
	32	423	253	113	17	14	9	12	1	0	4
	33	437	256	147	11	3	9	5	1	0	5
	34	380	227	105	19	9	5	9	0	0	6
	35	313	202	72	14	6	4	5	0	0	10
	36	320	206	70	17	4	7	5	2	0	9
	37	306	204	69	11	6	7	3	0	0	6
	38	396	249	105	19	11	4	2	0	0	6
	39	332	193	93	17	7	8	7	1	0	6
	40	604	399	158	15	8	11	8	1	0	4
	41	492	315	126	12	9	7	8	3	0	12
	42	134	81	37	9	2	2	2	0	0	1
	43	392	227	120	14	7	5	5	2	0	12
	44	154	78	53	8	0	4	6	0	0	5
	45	282	157	101	8	5	4	2	1	0	4
	46	218	136	58	12	1	4	1	1	0	5
Brighton		16,608	9,885	4,752	640	397	320	251	61	1	301

STATE SENATOR  
56TH DISTRICT  
DETAIL

LEGISLATIVE DISTRICT OR TOWN	ELECTION DISTRICT	TOTAL VOTES	JEREMY A COONEY	JOSEPH E ROBACH	JOSEPH E ROBACH	JEREMY A COONEY	JOSEPH E ROBACH	JEREMY A COONEY	JOSEPH E ROBACH	SCATTER	BLANK AND VOID
			DEM	REP	CON	WOR	IND	WEP	REF		
Clarkson											
	01	540	124	320	71	2	12	3	3	0	5
	02	78	15	45	12	1	2	0	0	0	3
	03	408	144	198	47	1	6	2	3	0	7
	04	601	107	382	72	3	14	4	3	0	16
	05	783	204	424	98	8	26	6	3	0	14
	06	354	106	188	37	3	7	3	1	0	9
		<u>2,764</u>	<u>700</u>	<u>1,557</u>	<u>337</u>	<u>18</u>	<u>67</u>	<u>18</u>	<u>13</u>	<u>0</u>	<u>54</u>
Clarkson Gates											
	01	213	95	79	21	5	4	1	1	0	7
	02	286	110	129	21	5	5	1	0	0	15
	03	295	123	135	26	5	3	0	2	0	1
	04	319	96	173	29	1	10	1	0	0	9
	05	380	146	179	27	2	13	3	1	0	9
	06	336	137	148	21	4	9	6	1	0	10
	07	645	194	356	52	7	13	4	4	0	15
	08	257	76	146	18	2	5	2	2	0	6
	09	377	161	160	22	2	12	3	3	0	14
	10	199	84	88	19	0	2	1	0	0	5
	11	244	89	117	20	3	7	2	3	0	3
	12	225	84	109	13	4	4	0	0	1	10
	13	330	106	171	28	2	12	0	1	0	10
	14	249	83	131	14	2	4	1	1	0	13
	15	479	182	227	30	7	10	3	1	0	19
	16	265	118	113	23	0	2	1	0	0	8
	17	297	116	139	22	4	7	3	0	0	6
	18	361	118	174	46	4	3	1	4	0	11
	19	306	106	151	26	3	13	2	0	0	5
	20	315	113	144	29	0	11	3	4	0	11
	21	291	93	152	18	8	6	2	0	1	11
	22	241	99	103	23	3	2	3	2	0	6
	23	324	102	165	33	6	4	1	3	0	10
	24	646	262	281	51	13	16	4	3	1	15

STATE SENATOR  
56TH DISTRICT  
DETAIL

LEGISLATIVE DISTRICT OR TOWN	ELECTION DISTRICT	TOTAL VOTES	JEREMY A COONEY	JOSEPH E ROBACH	JOSEPH E ROBACH	JEREMY A COONEY	JOSEPH E ROBACH	JEREMY A COONEY	JOSEPH E ROBACH	SCATTER	BLANK AND VOID
			DEM	REP	CON	WOR	IND	WEP	REF		
Gates											
	25	242	91	116	17	2	5	4	0	0	7
	26	413	122	232	34	4	9	1	0	0	11
	27	411	144	206	29	4	15	0	2	0	11
	28	242	90	128	11	2	4	1	1	0	5
	29	305	127	132	19	4	8	6	1	0	8
	30	206	69	114	15	0	2	1	0	0	5
	31	274	80	158	17	1	3	4	3	0	8
	32	342	128	163	29	2	12	4	0	0	4
	33	149	72	58	7	2	2	2	2	0	4
	34	314	109	157	21	6	6	3	2	0	10
	35	219	74	109	18	1	11	2	1	0	3
		10,997	3,999	5,343	849	120	254	76	48	3	305
Gates											
Greece											
	01	294	81	154	35	4	8	4	1	0	7
	02	408	93	219	53	10	13	4	2	0	14
	03	265	75	160	16	2	3	2	1	0	6
	04	256	82	138	21	2	7	0	1	0	5
	05	255	97	121	23	1	6	1	1	0	5
	06	228	84	113	19	3	2	3	2	0	2
	07	322	115	154	27	7	11	2	1	0	5
	08	295	82	162	20	6	11	3	2	0	9
	09	318	119	156	18	3	12	3	0	0	7
	10	271	106	123	23	5	5	4	2	0	3
	11	148	55	73	5	3	6	0	1	1	4
	12	191	66	97	16	2	4	0	2	0	4
	13	268	89	130	28	4	8	1	4	0	4
	14	214	75	99	21	3	7	5	1	0	3
	15	285	79	162	25	1	9	0	2	1	6
	16	206	53	121	19	3	8	1	0	0	1
	17	439	139	247	37	0	4	1	3	0	8
	18	371	120	183	36	4	11	4	5	0	8
	19	250	83	125	17	5	10	0	4	0	6

STATE SENATOR  
56TH DISTRICT  
DETAIL

LEGISLATIVE DISTRICT OR TOWN	ELECTION DISTRICT	TOTAL VOTES	JEREMY A COONEY	JOSEPH E ROBACH	JOSEPH E ROBACH	JEREMY A COONEY	JOSEPH E ROBACH	JEREMY A COONEY	JOSEPH E ROBACH	SCATTER	BLANK AND VOID
			DEM	REP	CON	WOR	IND	WEP	REF		
Greece											
	20	285	105	122	33	4	10	5	0	0	6
	21	269	77	131	37	11	6	2	2	0	3
	22	253	81	134	20	3	6	2	3	0	4
	23	453	143	242	33	7	13	1	5	1	8
	24	451	112	264	44	6	11	0	3	0	11
	25	325	122	153	26	5	5	5	2	0	7
	26	242	76	124	26	1	6	3	1	0	5
	27	543	212	243	57	7	11	0	2	0	11
	28	403	94	239	45	1	15	3	0	0	6
	29	331	117	173	27	5	5	0	1	0	3
	30	229	62	119	22	4	11	3	0	0	8
	31	264	75	140	29	6	10	1	2	0	1
	32	310	102	159	18	5	13	3	3	0	7
	33	400	97	231	44	5	9	2	1	0	11
	34	367	97	205	39	4	8	2	0	0	12
	35	317	84	165	40	5	11	3	2	0	7
	36	452	138	251	38	4	7	1	1	0	12
	37	239	66	127	26	3	7	1	2	0	7
	38	486	157	259	30	5	12	6	1	0	16
	39	221	79	108	23	4	3	0	0	0	4
	40	251	92	124	19	0	5	1	2	0	8
	41	365	100	204	37	7	7	1	2	0	7
	42	258	97	116	22	7	4	5	1	0	6
	43	363	84	209	46	3	11	2	3	0	5
	44	469	141	266	35	2	15	3	4	0	3
	45	536	138	318	54	2	8	4	3	0	9
	46	222	88	101	21	3	5	0	1	0	3
	47	320	110	152	36	5	11	0	2	0	4
	48	235	65	135	16	0	8	1	0	0	10
	49	228	69	133	19	0	4	1	2	0	0
	50	316	89	174	29	3	16	0	0	0	5
	51	212	63	116	22	0	5	1	0	0	5



STATE SENATOR  
56TH DISTRICT  
DETAIL

LEGISLATIVE DISTRICT OR TOWN	ELECTION DISTRICT	TOTAL VOTES	JEREMY A COONEY	JOSEPH E ROBACH	JOSEPH E ROBACH	JEREMY A COONEY	JOSEPH E ROBACH	JEREMY A COONEY	JOSEPH E ROBACH	SCATTER	BLANK AND VOID
			DEM	REP	CON	WOR	IND	WEP	REF		
Greece											
	52	424	128	242	32	4	6	6	2	2	2
	53	289	109	137	19	5	7	0	1	1	10
	54	388	101	224	34	1	15	3	1	0	9
	55	247	71	124	34	2	6	1	0	1	8
	56	381	126	193	36	6	9	3	1	0	7
	57	310	100	174	24	0	5	3	0	0	4
	58	428	118	247	34	5	9	1	3	0	11
	59	235	132	58	18	8	7	0	3	0	9
	60	272	92	136	20	2	8	4	2	0	8
	61	319	112	159	20	2	12	4	2	0	8
	62	427	170	185	49	6	7	3	2	0	5
	63	349	124	164	40	5	5	4	2	0	5
	64	278	100	147	18	2	7	0	1	1	2
	65	310	97	171	22	3	9	1	0	0	7
	66	196	68	104	13	0	2	3	0	0	6
	67	288	71	173	31	0	7	3	0	0	3
	68	388	106	211	50	2	9	3	2	0	5
	69	223	55	127	23	4	5	1	0	0	8
	70	931	253	551	81	4	13	4	2	1	22
	71	411	132	227	33	3	10	1	1	0	4
	72	486	138	282	42	3	9	2	1	0	9
	73	189	64	90	21	4	4	0	0	0	6
	74	318	132	133	25	6	10	1	1	1	9
	75	283	91	152	19	4	8	2	2	0	5
	76	285	58	181	29	3	12	0	0	0	2
	77	403	138	217	25	6	7	1	2	0	7
	78	226	59	142	18	2	1	3	0	0	1
	79	665	159	387	71	6	19	6	2	0	15
	80	461	120	272	46	0	14	1	0	0	8
	81	230	79	122	18	2	3	1	1	0	4
	82	385	164	153	26	9	10	6	4	0	13
	83	184	64	94	15	1	6	1	0	0	3

STATE SENATOR  
56TH DISTRICT  
DETAIL

LEGISLATIVE DISTRICT OR TOWN	ELECTION DISTRICT	TOTAL VOTES	JEREMY A COONEY	JOSEPH E ROBACH	JOSEPH E ROBACH	JEREMY A COONEY	JOSEPH E ROBACH	JEREMY A COONEY	JOSEPH E ROBACH	SCATTER	BLANK AND VOID
			DEM	REP	CON	WOR	IND	WEP	REF		
Greece											
	84	394	120	210	35	5	12	1	2	0	9
	85	429	126	224	46	6	15	1	3	0	8
	86	429	98	272	38	1	5	3	1	0	11
	87	310	106	151	32	5	8	0	1	0	7
	88	400	120	223	36	1	9	0	2	0	9
	89	295	79	166	26	2	10	0	2	0	10
	90	427	106	245	47	1	12	3	2	0	11
	91	631	180	349	66	3	15	3	0	0	15
	92	538	189	264	41	6	14	6	1	0	17
	93	453	161	226	31	5	13	2	4	0	11
	94	392	130	195	36	7	13	1	1	0	9
	95	256	90	131	14	3	6	1	1	0	10
	96	430	169	191	43	2	13	3	0	0	9
	97	680	194	368	71	3	26	2	1	1	14
	98	575	188	306	42	7	20	3	0	0	9
	99	376	90	227	35	2	12	1	1	0	8
	100	516	154	279	48	5	15	4	2	1	8
	101	237	58	146	19	1	9	1	0	0	3
	102	550	154	321	43	3	13	4	1	0	11
	103	424	97	248	51	7	13	0	3	0	5
	104	299	95	161	18	2	17	1	1	0	4
	105	458	107	272	54	1	15	2	3	0	4
	106	334	79	205	34	2	7	0	2	0	5
	107	296	68	191	26	0	6	2	1	0	2
	108	276	74	155	31	1	7	0	2	0	6
	109	513	158	265	52	6	13	3	2	0	14
Greece		38,026	11,646	20,344	3,473	392	1,002	219	163	12	775
Hamlin											
	01	348	116	177	35	1	9	3	1	0	6
	02	396	80	237	46	7	11	3	1	0	11
	03	389	75	246	40	4	13	1	2	0	8
	04	272	48	171	27	5	6	2	2	1	10

STATE SENATOR  
56TH DISTRICT  
DETAIL

LEGISLATIVE DISTRICT OR TOWN	ELECTION DISTRICT	TOTAL VOTES	JEREMY A COONEY	JOSEPH E ROBACH	JOSEPH E ROBACH	JEREMY A COONEY	JOSEPH E ROBACH	JEREMY A COONEY	JOSEPH E ROBACH	SCATTER	BLANK AND VOID
			DEM	REP	CON	WOR	IND	WEP	REF		
Hamlin	05	338	77	197	37	3	15	3	2	0	4
	06	286	73	162	28	5	5	3	3	0	7
	07	478	111	289	49	7	13	2	2	0	5
	08	237	63	121	30	8	8	1	1	0	5
	09	216	47	139	14	3	7	1	3	0	2
	10	413	89	259	42	3	11	3	0	2	4
Hamlin		3,373	779	1,998	348	46	98	22	17	3	62
Parma	01	481	129	266	55	2	13	3	3	0	10
	02	528	128	306	62	7	10	3	2	0	10
	03	412	99	246	41	4	6	2	2	0	12
	04	405	69	262	48	4	5	5	1	0	11
	05	307	62	200	31	2	9	1	1	0	1
	06	204	33	126	29	2	6	2	0	0	6
	07	404	78	244	51	6	14	2	1	0	8
	08	559	121	343	59	4	14	2	4	0	12
	09	456	100	274	60	4	8	4	1	0	5
	10	437	80	262	68	4	13	0	2	0	8
	11	488	128	273	55	2	11	4	3	0	12
	12	494	132	292	37	5	11	2	1	0	14
	13	741	143	482	73	2	20	4	2	0	15
	14	356	107	188	31	3	13	2	0	0	12
	15	494	94	303	52	10	17	1	1	0	16
Parma		6,766	1,503	4,067	752	61	170	37	24	0	152
TOWNS		78,534	28,512	38,061	6,399	1,034	1,911	623	326	19	1,649
GRAND TOTAL:		98,428	40,214	43,152	7,200	1,452	2,310	831	429	27	2,813

STATE SENATOR  
59TH DISTRICT  
DETAIL

LEGISLATIVE DISTRICT OR TOWN	ELECTION DISTRICT	TOTAL VOTES	PATRICK M GALLIVAN REP	PATRICK M GALLIVAN CON	PATRICK M GALLIVAN IND	PATRICK M GALLIVAN REF	SCATTER	BLANK AND VOID
Henrietta	01	459	228	34	29	5	8	155
	02	350	159	30	33	5	6	117
	03	197	66	11	24	7	6	83
	04	428	148	24	41	8	6	201
	05	356	158	39	22	3	3	131
	06	334	156	40	24	5	2	107
	07	314	131	37	25	4	3	114
	08	350	154	21	30	4	3	138
	09	280	108	21	18	3	3	127
	10	363	177	33	21	3	2	127
	11	317	127	15	14	2	4	155
	12	332	150	32	38	4	7	101
	13	635	223	53	60	20	7	272
	14	315	136	26	23	5	5	120
	15	487	209	35	45	8	3	187
	16	248	114	18	13	2	2	99
	17	409	161	41	38	2	6	161
	18	456	199	50	31	6	4	166
	19	326	156	24	24	4	1	117
	20	595	260	46	51	4	6	228
	21	275	125	34	31	1	0	84
	22	553	232	48	40	6	3	224
	23	354	137	23	43	8	5	138
	24	422	165	28	38	7	4	180
	25	336	155	39	25	3	5	109
	26	725	368	64	47	4	2	240
	27	595	261	47	64	4	2	217
	28	459	219	47	34	3	2	154
	29	1,213	485	96	107	11	15	499
	30	837	317	63	76	11	9	361
	31	230	75	22	18	2	2	111
	32	572	211	39	43	8	3	268
	33	262	124	16	20	1	6	95
	34	234	98	14	15	3	0	104
	35	507	246	41	37	9	6	168
Henrietta		15,125	6,438	1,251	1,242	185	151	5,858
Wheatland	01	413	206	40	35	11	6	115
	02	415	234	50	27	4	3	97
	03	497	246	54	36	3	9	149
	04	421	196	37	38	6	1	143
	05	480	272	70	33	5	0	100
Wheatland		2,226	1,154	251	169	29	19	604
GRAND TOTAL:		17,351	7,592	1,502	1,411	214	170	6,462

STATE SENATOR  
61ST DISTRICT  
SUMMARY

LEGISLATIVE DISTRICT OR TOWN	TOTAL VOTES	JOAN ELIZABETH SEAMANS	MICHAEL H RANZENHOFER	MICHAEL H RANZENHOFER	JOAN ELIZABETH SEAMANS	MICHAEL H RANZENHOFER	JOAN ELIZABETH SEAMANS	MICHAEL H RANZENHOFER	SCATTER	BLANK AND VOID
		DEM	REP	CON	WOR	IND	WEP	REF		
Leg. Dist. 24	1,878	1,317	314	46	75	20	38	14	0	54
Leg. Dist. 25	2,315	1,773	118	31	88	16	24	3	2	260
Leg. Dist. 27	5,816	4,476	410	96	161	34	68	12	4	555
CITY	10,009	7,566	842	173	324	70	130	29	6	869
Chili	12,417	4,951	5,323	1,164	186	197	122	59	2	413
Riga	2,775	742	1,490	322	38	43	31	9	0	100
TOWNS	15,192	5,693	6,813	1,486	224	240	153	68	2	513
GRAND TOTAL:	25,201	13,259	7,655	1,659	548	310	283	97	8	1,382

STATE SENATOR  
61ST DISTRICT  
DETAIL

LEGISLATIVE DISTRICT OR TOWN	ELECTION DISTRICT	TOTAL VOTES	JOAN ELIZABETH SEAMANS DEM	MICHAEL H RANZENHOFER REP	MICHAEL H RANZENHOFER CON	JOAN ELIZABETH SEAMANS WOR	MICHAEL H RANZENHOFER IND	JOAN ELIZABETH SEAMANS WEP	MICHAEL H RANZENHOFER REF	SCATTER	BLANK AND VOID
Leg. Dist. 24											
	03/23	302	223	35	8	21	2	6	2	0	5
	05/24	334	240	53	8	11	6	4	5	0	7
	06	251	184	39	3	12	2	3	1	0	7
	07/19	232	155	41	6	9	4	6	2	0	9
	08	269	192	45	7	11	1	5	3	0	5
	09	208	129	42	8	8	0	9	1	0	11
	11/12	198	143	33	5	2	4	5	0	0	6
	17	84	51	26	1	1	1	0	0	0	4
Leg. Dist. 24		1,878	1,317	314	46	75	20	38	14	0	54
Leg. Dist. 25											
	02	242	185	10	4	9	3	0	0	0	31
	03	311	236	14	6	8	2	2	0	0	43
	04/24	191	123	28	2	8	2	2	0	0	26
	06	250	188	16	4	19	0	9	1	1	12
	07	289	227	5	1	5	2	0	1	0	48
	08	268	218	6	3	6	2	0	1	0	32
	11	124	105	2	1	0	0	0	0	0	16
	13	219	174	4	0	3	2	1	0	0	35
	14	171	133	12	5	12	0	5	0	0	4
	29/30	250	184	21	5	18	3	5	0	1	13
Leg. Dist. 25		2,315	1,773	118	31	88	16	24	3	2	260
Leg. Dist. 27											
	01	353	260	40	15	5	2	1	1	0	29
	02	348	265	27	11	9	1	2	3	0	30
	03	284	192	35	11	10	1	11	1	0	23
	04	353	263	31	8	14	2	4	1	0	30
	05	338	265	17	1	14	2	6	1	0	32
	06	284	217	15	5	2	3	1	0	0	41
	07	302	215	31	4	10	2	4	1	0	35
	09	345	269	19	3	14	1	6	0	1	32
	10	319	233	45	4	11	2	4	0	0	20
	11	383	302	23	4	14	2	6	0	0	32

STATE SENATOR  
61ST DISTRICT  
DETAIL

LEGISLATIVE DISTRICT OR TOWN	ELECTION DISTRICT	TOTAL VOTES	JOAN ELIZABETH SEAMANS DEM	MICHAEL H RANZENHOFER REP	MICHAEL H RANZENHOFER CON	JOAN ELIZABETH SEAMANS WOR	MICHAEL H RANZENHOFER IND	JOAN ELIZABETH SEAMANS WEP	MICHAEL H RANZENHOFER REF	SCATTER	BLANK AND VOID
Leg. Dist. 27											
	12	270	203	19	10	10	1	7	2	0	18
	13	329	269	12	3	4	4	3	0	0	34
	14	248	199	11	1	4	2	1	0	0	30
	15	291	232	13	2	5	1	3	0	0	35
	16	307	251	17	5	6	3	2	0	0	23
	17	344	267	28	3	8	2	3	0	0	33
	19	344	268	12	4	10	2	2	2	2	42
	21	167	136	9	2	0	0	1	0	0	19
	23	207	170	6	0	11	1	1	0	1	17
Leg. Dist. 27		5,816	4,476	410	96	161	34	68	12	4	555
CITY		10,009	7,566	842	173	324	70	130	29	6	869
Chili											
	01	297	119	116	34	4	7	5	0	1	11
	02	462	120	240	53	12	7	3	3	0	24
	03	420	168	173	45	7	5	1	2	0	19
	04	279	88	142	29	5	2	2	0	0	11
	05	340	141	142	32	5	7	4	1	0	8
	06	364	123	161	39	5	10	6	2	0	18
	07	231	111	82	15	2	2	8	1	0	10
	08	385	125	195	37	7	4	3	2	0	12
	09	347	141	148	30	4	8	7	1	0	8
	10	241	84	106	32	5	3	3	3	0	5
	11	391	142	178	36	4	8	5	2	0	16
	12	354	144	162	27	4	5	4	0	0	8
	13	517	170	246	62	6	12	7	4	0	10
	14	358	120	168	38	7	7	5	1	0	12
	15	308	116	131	34	2	7	5	2	0	11
	16	696	275	319	61	6	9	3	3	0	20
	17	841	289	401	87	9	16	4	6	0	29
	18	395	143	178	41	5	6	6	3	0	13
	19	338	145	153	21	2	7	1	1	0	8
	20	491	216	193	39	9	4	8	0	0	22

STATE SENATOR  
61ST DISTRICT  
DETAIL

LEGISLATIVE DISTRICT OR TOWN	ELECTION DISTRICT	TOTAL VOTES	JOAN ELIZABETH SEAMANS	MICHAEL H RANZENHOFER	MICHAEL H RANZENHOFER	JOAN ELIZABETH SEAMANS	MICHAEL H RANZENHOFER	JOAN ELIZABETH SEAMANS	MICHAEL H RANZENHOFER	SCATTER	BLANK AND VOID
			DEM	REP	CON	WOR	IND	WEP	REF		
Chili											
	21	258	105	119	22	1	5	2	0	0	4
	22	412	259	108	19	11	3	3	1	0	8
	23	289	128	120	27	5	0	3	0	0	6
	24	775	349	304	60	7	17	4	4	0	30
	25	320	182	89	17	6	2	4	4	0	16
	26	456	145	215	61	7	10	4	3	0	11
	27	344	152	142	29	4	5	3	2	0	7
	28	301	147	105	24	6	3	1	0	1	14
	29	237	95	91	25	9	6	1	3	0	7
	30	223	90	83	27	7	2	2	3	0	9
	31	343	163	132	25	7	3	1	1	0	11
	32	404	156	181	36	6	5	4	1	0	15
Chili		12,417	4,951	5,323	1,164	186	197	122	59	2	413
Riga											
	01	646	204	304	77	10	15	4	2	0	30
	02	491	136	258	61	12	6	2	3	0	13
	03	393	136	194	35	4	2	6	0	0	16
	04	421	94	250	36	2	11	8	1	0	19
	05	436	94	272	43	7	1	4	3	0	12
	06	388	78	212	70	3	8	7	0	0	10
Riga		2,775	742	1,490	322	38	43	31	9	0	100
TOWNS		15,192	5,693	6,813	1,486	224	240	153	68	2	513
GRAND TOTAL:		25,201	13,259	7,655	1,659	548	310	283	97	8	1,382



STATE SENATOR  
62ND DISTRICT  
DETAIL

LEGISLATIVE DISTRICT OR TOWN	ELECTION DISTRICT	TOTAL VOTES	ROBERT G ORTT	ROBERT G ORTT	PETER A DIACHUN	ROBERT G ORTT	ROBERT G ORTT	SCATTER	BLANK AND VOID
			REP	CON	GRE	IND	REF		
Ogden	01	385	167	52	49	18	2	1	96
	02	401	218	51	39	25	0	1	67
	03	617	353	57	71	21	1	1	113
	04	371	207	50	35	15	1	1	62
	05	374	206	37	42	16	2	0	71
	06	496	246	55	47	25	1	0	122
	07	272	152	41	25	11	2	0	41
	08	470	256	42	55	21	2	0	94
	09	380	177	46	47	14	4	1	91
	10	410	214	49	55	12	2	1	77
	11	446	250	59	40	23	1	1	72
	12	516	302	55	48	27	6	0	78
	13	417	209	44	51	22	1	0	90
	14	349	199	34	38	16	2	0	60
	15	532	294	55	64	22	4	2	91
	16	261	172	34	13	3	1	0	38
	17	373	215	30	28	15	3	1	81
	18	554	277	53	81	13	3	3	124
	19	475	250	58	44	14	3	0	106
	20	489	251	74	62	18	1	1	82
Ogden		8,588	4,615	976	934	351	42	14	1,656
Sweden	01	413	209	37	48	21	3	2	93
	02	240	72	14	61	19	2	0	72
	03	455	175	48	94	26	2	1	109
	04	469	220	43	70	28	3	0	105
	05	107	35	5	28	3	1	2	33
	06	349	159	37	53	21	3	0	76
	07	365	182	40	38	25	2	0	78
	08	389	193	59	53	17	0	0	67
	09	366	171	27	71	26	0	0	71
	10	558	317	85	40	30	4	1	81
	11	139	50	11	28	9	0	3	38
	12	380	209	55	46	8	2	1	59
Sweden		4,230	1,992	461	630	233	22	10	882
GRAND TOTAL:		12,818	6,607	1,437	1,564	584	64	24	2,538

MEMBER OF ASSEMBLY  
133RD DISTRICT  
SUMMARY

LEGISLATIVE DISTRICT OR TOWN	TOTAL VOTES	BARBARA A BAER DEM	MARJORIE L BYRNES REP	MARJORIE L BYRNES CON	BARBARA A BAER WOR	JOE ERRIGO IND	BARBARA A BAER WEP	JOE ERRIGO REF	SCATTER	BLANK AND VOID
Mendon	4,864	2,165	1,897	442	84	78	42	21	0	135
Pittsford	14,715	8,169	4,766	767	213	211	138	45	2	404
Rush	1,921	764	810	198	26	38	17	6	0	62
Wheatland	2,226	777	1,013	237	46	51	29	5	1	67
GRAND TOTAL:	23,726	11,875	8,486	1,644	369	378	226	77	3	668

MEMBER OF ASSEMBLY  
133RD DISTRICT  
DETAIL

LEGISLATIVE DISTRICT OR TOWN	ELECTION DISTRICT	TOTAL VOTES	BARBARA A BAER DEM	MARJORIE L BYRNES REP	MARJORIE L BYRNES CON	BARBARA A BAER WOR	JOE ERRIGO IND	BARBARA A BAER WEP	JOE ERRIGO REF	SCATTER	BLANK AND VOID
Mendon	01	641	289	250	59	7	12	6	2	0	16
	02	566	288	184	39	9	15	7	5	0	19
	03	629	268	256	65	11	9	1	2	0	17
	04	457	217	170	27	16	6	5	2	0	14
	05	592	254	230	65	11	10	7	2	0	13
	06	601	242	239	66	15	12	4	3	0	20
	07	647	252	299	63	6	5	4	2	0	16
	08	247	134	84	17	2	3	3	2	0	2
	09	484	221	185	41	7	6	5	1	0	18
Mendon		4,864	2,165	1,897	442	84	78	42	21	0	135
Pittsford	01	360	217	103	13	6	6	5	4	0	6
	02	378	251	80	21	8	2	7	0	0	9
	03	596	318	202	30	4	11	4	1	1	25
	04	532	315	170	20	5	6	4	1	0	11
	05	336	218	80	15	8	4	4	1	0	6
	06	304	201	62	5	8	9	1	0	0	18
	07	203	119	60	10	2	1	3	0	0	8
	08	399	200	149	27	1	5	3	2	0	12
	09	426	215	158	25	9	6	3	3	0	7
	10	588	289	229	37	7	4	9	1	0	12
	11	335	152	127	27	8	6	4	1	1	9
	12	460	243	163	19	6	7	4	3	0	15
	13	296	156	91	25	8	7	1	0	0	8
	14	518	275	188	29	5	4	7	0	0	10
	15	329	182	90	9	12	11	12	0	0	13
	16	367	210	108	16	7	7	4	4	0	11
	17	534	329	139	23	7	9	7	2	0	18
	18	344	211	100	10	5	4	2	1	0	11
	19	256	118	95	32	1	3	0	1	0	6
	20	438	235	133	29	9	10	9	2	0	11
	21	437	272	117	25	5	0	2	1	0	15

MEMBER OF ASSEMBLY  
133RD DISTRICT  
DETAIL

LEGISLATIVE DISTRICT OR TOWN	ELECTION DISTRICT	TOTAL VOTES	BARBARA A BAER DEM	MARJORIE L BYRNES REP	MARJORIE L BYRNES CON	BARBARA A BAER WOR	JOE ERRIGO IND	BARBARA A BAER WEP	JOE ERRIGO REF	SCATTER	BLANK AND VOID
Pittsford											
	22	505	305	148	30	3	7	3	2	0	7
	23	370	167	141	28	7	11	4	2	0	10
	24	500	271	169	28	5	8	2	0	0	17
	25	530	290	174	35	4	8	5	1	0	13
	26	403	209	136	25	9	3	6	1	0	14
	27	387	236	110	21	7	4	0	3	0	6
	28	393	227	126	14	12	1	3	1	0	9
	29	409	199	161	25	4	6	2	0	0	12
	30	409	235	135	19	3	3	4	2	0	8
	31	496	266	178	17	9	7	4	1	0	14
	32	476	276	153	20	3	6	4	1	0	13
	33	689	358	251	36	9	7	2	2	0	24
	34	712	404	240	22	7	18	4	1	0	16
		14,715	8,169	4,766	767	213	211	138	45	2	404
Pittsford Rush											
	01	537	221	222	55	8	9	6	1	0	15
	02	351	100	181	40	4	6	2	3	0	15
	03	511	234	189	45	9	12	5	0	0	17
	04	522	209	218	58	5	11	4	2	0	15
		1,921	764	810	198	26	38	17	6	0	62
Wheatland											
	01	413	157	171	38	18	8	7	1	0	13
	02	415	98	227	53	8	6	5	2	0	16
	03	497	214	186	51	10	14	6	0	1	15
	04	421	185	168	30	4	15	7	1	0	11
	05	480	123	261	65	6	8	4	1	0	12
		2,226	777	1,013	237	46	51	29	5	1	67
GRAND TOTAL:		23,726	11,875	8,486	1,644	369	378	226	77	3	668

MEMBER OF ASSEMBLY  
134TH DISTRICT  
SUMMARY

LEGISLATIVE DISTRICT OR TOWN	TOTAL VOTES	PETER A LAWRENCE REP	PETER A LAWRENCE CON	PETER A LAWRENCE IND	PETER A LAWRENCE REF	SCATTER	BLANK AND VOID
Greece	38,026	19,370	3,909	2,483	383	199	11,682
Ogden	8,588	4,735	988	610	76	50	2,129
Parma	6,766	3,942	808	399	55	14	1,548
<b>GRAND TOTAL:</b>	<b>53,380</b>	<b>28,047</b>	<b>5,705</b>	<b>3,492</b>	<b>514</b>	<b>263</b>	<b>15,359</b>

MEMBER OF ASSEMBLY  
134TH DISTRICT  
DETAIL

LEGISLATIVE DISTRICT OR TOWN	ELECTION DISTRICT	TOTAL VOTES	PETER A LAWRENCE	PETER A LAWRENCE	PETER A LAWRENCE	PETER A LAWRENCE	SCATTER	BLANK AND VOID
			REP	CON	IND	REF		
Greece	01	294	146	35	18	6	3	86
	02	408	205	49	27	8	3	116
	03	265	157	21	17	2	1	67
	04	256	126	25	15	1	2	87
	05	255	110	24	22	3	2	94
	06	228	105	24	19	4	2	74
	07	322	148	30	29	2	3	110
	08	295	150	23	22	3	2	95
	09	318	146	23	30	4	4	111
	10	271	116	22	20	5	2	106
	11	148	63	8	12	1	1	63
	12	191	92	16	13	3	0	67
	13	268	122	27	13	9	1	96
	14	214	95	23	21	3	3	69
	15	285	160	27	17	1	1	79
	16	206	112	19	17	1	1	56
	17	439	249	38	21	3	4	124
	18	371	182	45	26	4	1	113
	19	250	118	23	17	6	4	82
	20	285	122	33	19	5	2	104
	21	269	122	36	18	6	2	85
	22	253	127	29	26	4	0	67
	23	453	235	40	22	4	4	148
	24	451	251	43	28	1	0	128
	25	325	142	39	15	8	1	120
	26	242	117	35	15	0	2	73
	27	543	230	71	26	7	4	205
	28	403	220	49	24	3	0	107
	29	331	172	27	20	2	1	109
	30	229	114	21	16	1	0	77
	31	264	130	30	21	5	0	78
	32	310	143	23	21	5	1	117
	33	400	217	54	26	2	1	100
	34	367	200	41	19	2	4	101
	35	317	157	44	20	3	1	92
	36	452	242	48	20	2	1	139
	37	239	123	30	15	2	0	69
	38	486	253	36	29	2	3	163
	39	221	103	24	11	1	2	80
	40	251	110	25	16	4	4	92
	41	365	186	48	26	3	3	99
	42	258	100	29	22	6	0	101
	43	363	202	42	24	4	1	90
	44	469	254	39	43	4	0	129
	45	536	318	57	34	5	1	121
	46	222	90	26	24	4	1	77
	47	320	155	39	27	5	7	87
	48	235	119	20	13	2	0	81
	49	228	123	21	11	1	0	72

MEMBER OF ASSEMBLY  
134TH DISTRICT  
DETAIL

LEGISLATIVE DISTRICT OR TOWN	ELECTION DISTRICT	TOTAL VOTES	PETER A LAWRENCE	PETER A LAWRENCE	PETER A LAWRENCE	PETER A LAWRENCE	SCATTER	BLANK AND VOID
			REP	CON	IND	REF		
Greece	50	316	145	33	24	2	3	109
	51	212	106	22	10	1	3	70
	52	424	229	35	27	5	5	123
	53	289	123	22	17	6	1	120
	54	388	212	45	28	4	0	99
	55	247	118	39	13	0	0	77
	56	381	197	40	20	2	1	121
	57	310	166	29	15	1	0	99
	58	428	239	38	21	6	0	124
	59	235	55	30	21	5	5	119
	60	272	130	25	24	7	1	85
	61	319	144	24	22	4	2	123
	62	427	178	48	42	10	1	148
	63	349	150	42	19	6	4	128
	64	278	137	22	11	2	2	104
	65	310	153	27	15	0	1	114
	66	196	99	12	15	2	1	67
	67	288	168	38	14	2	1	65
	68	388	194	53	22	5	4	110
	69	223	119	27	20	2	4	51
	70	931	535	93	47	8	4	244
	71	411	205	35	33	2	1	135
	72	486	261	47	22	2	1	153
	73	189	89	24	14	0	0	62
	74	318	141	28	29	7	3	110
	75	283	150	26	26	3	1	77
	76	285	166	30	17	2	1	69
	77	403	192	29	28	3	3	148
	78	226	126	23	10	1	3	63
	79	665	363	80	35	5	1	181
	80	461	252	42	33	2	2	130
	81	230	127	16	14	1	2	70
	82	385	143	34	42	5	2	159
	83	184	86	17	17	7	1	56
	84	394	198	37	27	5	0	127
	85	429	219	51	43	5	2	109
	86	429	257	44	16	1	1	110
	87	310	151	34	21	3	0	101
	88	400	200	40	25	0	3	132
	89	295	161	29	13	5	0	87
	90	427	230	57	27	3	3	107
	91	631	344	76	32	5	3	171
	92	538	246	57	41	5	7	182
	93	453	219	39	20	10	2	163
	94	392	198	41	33	2	1	117
	95	256	122	14	14	3	2	101
	96	430	201	51	31	3	0	144
	97	680	373	67	49	3	7	181
	98	575	301	48	39	6	7	174

MEMBER OF ASSEMBLY  
134TH DISTRICT  
DETAIL

LEGISLATIVE DISTRICT OR TOWN	ELECTION DISTRICT	TOTAL VOTES	PETER A LAWRENCE REP	PETER A LAWRENCE CON	PETER A LAWRENCE IND	PETER A LAWRENCE REF	SCATTER	BLANK AND VOID
Greece								
	99	376	228	39	12	2	1	94
	100	516	288	51	30	2	3	142
	101	237	139	24	13	1	1	59
	102	550	300	48	38	3	1	160
	103	424	228	56	21	1	1	117
	104	299	157	23	28	2	0	89
	105	458	259	58	32	3	1	105
	106	334	198	37	18	5	0	76
	107	296	180	26	14	2	3	71
	108	276	150	34	15	3	0	74
	109	513	246	52	37	8	0	170
		<u>38,026</u>	<u>19,370</u>	<u>3,909</u>	<u>2,483</u>	<u>383</u>	<u>199</u>	<u>11,682</u>
Greece Ogden								
	01	385	181	48	32	3	4	117
	02	401	220	55	36	1	4	85
	03	617	353	55	38	1	6	164
	04	371	212	49	26	2	1	81
	05	374	210	40	31	1	0	92
	06	496	248	52	41	5	2	148
	07	272	157	40	14	2	0	59
	08	470	268	47	33	5	2	115
	09	380	183	43	30	5	2	117
	10	410	216	51	31	4	3	105
	11	446	262	56	37	1	2	88
	12	516	307	59	36	6	3	105
	13	417	218	45	40	5	3	106
	14	349	206	36	34	2	2	69
	15	532	300	61	40	7	3	121
	16	261	172	30	4	0	2	53
	17	373	217	29	22	6	2	97
	18	554	287	55	32	11	5	164
	19	475	252	62	24	4	1	132
	20	489	266	75	29	5	3	111
		<u>8,588</u>	<u>4,735</u>	<u>988</u>	<u>610</u>	<u>76</u>	<u>50</u>	<u>2,129</u>
Ogden Parma								
	01	481	270	57	25	3	1	125
	02	528	303	65	30	7	2	121
	03	412	232	52	28	2	0	98
	04	405	243	56	18	5	0	83
	05	307	192	34	17	1	0	63
	06	204	123	25	9	0	0	47
	07	404	237	54	26	4	1	82
	08	559	325	72	31	6	0	125
	09	456	267	64	21	3	0	101
	10	437	258	74	22	2	2	79
	11	488	268	56	28	7	1	128
	12	494	284	42	44	5	1	118
	13	741	458	77	37	5	4	160



MEMBER OF ASSEMBLY  
134TH DISTRICT  
DETAIL

LEGISLATIVE DISTRICT OR TOWN	ELECTION DISTRICT	TOTAL VOTES	PETER A LAWRENCE REP	PETER A LAWRENCE CON	PETER A LAWRENCE IND	PETER A LAWRENCE REF	SCATTER	BLANK AND VOID
Parma	14	356	185	32	25	2	1	111
	15	494	297	48	38	3	1	107
Parma		<u>6,766</u>	<u>3,942</u>	<u>808</u>	<u>399</u>	<u>55</u>	<u>14</u>	<u>1,548</u>
GRAND TOTAL:		<u><u>53,380</u></u>	<u><u>28,047</u></u>	<u><u>5,705</u></u>	<u><u>3,492</u></u>	<u><u>514</u></u>	<u><u>263</u></u>	<u><u>15,359</u></u>

MEMBER OF ASSEMBLY  
135TH DISTRICT  
SUMMARY

LEGISLATIVE DISTRICT OR TOWN	TOTAL VOTES	ANDREW G GILCHRIST DEM	MARK C JOHNS REP	MARK C JOHNS CON	ANDREW G GILCHRIST WOR	MARK C JOHNS IND	ANDREW G GILCHRIST WEP	MARK C JOHNS REF	SCATTER	BLANK AND VOID
East Rochester	2,346	1,071	867	145	50	50	27	13	4	119
Penfield	18,562	8,296	7,464	1,338	240	344	163	66	3	648
Perinton	24,722	11,552	9,694	1,664	323	416	230	91	7	745
Webster	20,766	8,279	9,268	1,664	256	372	152	86	3	686
GRAND TOTAL:	66,396	29,198	27,293	4,811	869	1,182	572	256	17	2,198

MEMBER OF ASSEMBLY  
135TH DISTRICT  
DETAIL

LEGISLATIVE DISTRICT OR TOWN	ELECTION DISTRICT	TOTAL VOTES	ANDREW G GILCHRIST  DEM	MARK C JOHNS  REP	MARK C JOHNS  CON	ANDREW G GILCHRIST  WOR	MARK C JOHNS  IND	ANDREW G GILCHRIST  WEP	MARK C JOHNS  REF	SCATTER	BLANK AND VOID
East Rochester	01	375	165	142	23	6	7	5	3	1	23
	02	325	150	127	12	5	12	2	0	0	17
	03	309	126	121	29	4	7	3	2	2	15
	04	327	150	121	14	13	5	4	0	1	19
	05	298	138	101	22	6	5	8	2	0	16
	06	395	197	135	23	6	7	2	5	0	20
	07	317	145	120	22	10	7	3	1	0	9
East Rochester		2,346	1,071	867	145	50	50	27	13	4	119
Penfield	01	206	98	76	18	1	4	0	2	0	7
	02	412	220	139	31	4	1	4	2	0	11
	03	389	142	191	25	5	5	4	0	0	17
	04	566	187	263	73	4	13	5	2	0	19
	05	460	214	171	36	7	9	9	2	0	12
	06	349	129	167	24	6	5	3	3	0	12
	07	396	193	127	33	3	13	4	1	0	22
	08	276	102	130	17	5	6	2	0	0	14
	09	511	296	143	28	7	9	7	1	0	20
	10	317	159	103	24	5	9	2	1	0	14
	11	274	131	109	10	4	7	5	0	0	8
	12	430	216	160	24	9	5	6	1	0	9
	13	607	298	218	38	6	5	4	1	0	37
	14	525	153	263	67	7	8	6	1	0	20
	15	637	299	260	35	6	13	4	3	1	16
	16	193	84	73	13	3	2	3	3	0	12
	17	446	199	172	32	8	11	5	2	0	17
	18	323	139	142	13	9	7	4	2	0	7
	19	630	312	237	35	14	14	3	0	0	15
	20	480	198	201	43	1	12	4	1	0	20
	21	488	250	168	20	14	8	5	3	0	20
	22	438	238	133	35	6	12	3	1	0	10
	23	559	269	212	41	7	11	4	1	0	14

MEMBER OF ASSEMBLY  
135TH DISTRICT  
DETAIL

LEGISLATIVE DISTRICT OR TOWN	ELECTION DISTRICT	TOTAL VOTES	ANDREW G GILCHRIST	MARK C JOHNS	MARK C JOHNS	ANDREW G GILCHRIST	MARK C JOHNS	ANDREW G GILCHRIST	MARK C JOHNS	SCATTER	BLANK AND VOID
			DEM	REP	CON	WOR	IND	WEP	REF		
Penfield											
	24	560	222	242	49	7	17	6	4	0	13
	25	355	136	161	32	5	5	6	0	0	10
	26	261	104	112	17	2	8	3	3	0	12
	27	461	225	170	37	5	9	6	3	0	6
	28	350	164	120	34	7	10	2	2	0	11
	29	549	282	192	33	11	6	7	3	0	15
	30	774	323	336	71	3	13	4	1	1	22
	31	253	121	99	14	4	2	2	0	0	11
	32	293	162	97	11	3	3	3	0	0	14
	33	382	174	135	40	4	12	3	4	0	10
	34	403	155	176	33	3	5	1	1	0	29
	35	637	318	242	32	5	10	6	1	0	23
	36	437	219	151	27	11	8	4	3	1	13
	37	763	282	368	49	8	16	2	5	0	33
	38	292	114	136	23	3	8	0	0	0	8
	39	327	133	145	23	6	4	4	0	0	12
	40	565	258	245	30	4	4	5	0	0	19
	41	589	222	297	36	4	6	1	1	0	22
	42	399	156	182	32	4	9	2	2	0	12
		18,562	8,296	7,464	1,338	240	344	163	66	3	648
Penfield											
Perinton											
	01	697	315	274	54	7	15	6	2	0	24
	02	532	272	191	37	5	7	7	2	0	11
	03	360	164	155	24	2	8	2	0	0	5
	04	403	206	146	29	5	4	5	1	0	7
	05	247	126	82	14	5	7	3	2	0	8
	06	392	218	114	21	6	11	6	1	0	15
	07	487	234	176	33	11	12	7	1	0	13
	08	422	203	167	27	4	8	2	1	0	10
	09	563	251	235	43	5	8	3	1	0	17
	10	504	261	169	36	8	7	8	4	0	11
	11	291	134	106	25	6	6	5	1	0	8

MEMBER OF ASSEMBLY  
135TH DISTRICT  
DETAIL

LEGISLATIVE DISTRICT OR TOWN	ELECTION DISTRICT	TOTAL VOTES	ANDREW G GILCHRIST DEM	MARK C JOHNS REP	MARK C JOHNS CON	ANDREW G GILCHRIST WOR	MARK C JOHNS IND	ANDREW G GILCHRIST WEP	MARK C JOHNS REF	SCATTER	BLANK AND VOID
Perinton											
	12	409	215	140	31	3	8	4	0	0	8
	13	362	147	166	31	1	5	2	1	0	9
	14	436	196	167	30	6	13	8	1	0	15
	15	432	210	155	21	8	11	2	1	0	24
	16	325	164	125	18	6	2	2	0	0	8
	17	441	214	161	27	10	8	7	2	0	12
	18	430	200	164	35	6	8	4	2	0	11
	19	384	159	169	32	5	4	3	3	0	9
	20	392	173	166	25	2	4	8	1	0	13
	21	516	241	200	32	8	5	8	4	0	18
	22	306	129	126	22	4	6	6	4	0	9
	23	638	319	235	37	7	18	4	5	0	13
	24	690	302	293	41	5	10	5	1	0	33
	25	348	196	101	19	8	6	4	1	0	13
	26	443	202	185	34	4	3	4	2	0	9
	27	363	149	161	31	2	5	3	0	0	12
	28	338	153	132	25	7	6	4	2	0	9
	29	261	139	89	15	7	1	2	0	0	8
	30	429	192	169	28	12	7	5	2	0	14
	31	465	217	181	29	8	6	6	2	0	16
	32	360	181	122	22	6	7	5	0	0	17
	33	470	258	147	28	12	8	1	3	0	13
	34	561	248	239	39	5	9	2	1	0	18
	35	361	175	133	30	4	7	7	2	0	3
	36	270	142	96	11	6	6	1	0	0	8
	37	435	220	165	28	7	3	3	0	0	9
	38	610	274	243	31	8	14	8	1	0	31
	39	554	239	237	41	3	11	1	3	1	18
	40	322	140	133	23	9	7	2	1	0	7
	41	281	121	106	30	2	9	2	3	0	8
	42	428	204	166	28	5	4	6	1	1	13
	43	775	339	333	49	13	11	3	3	1	23

MEMBER OF ASSEMBLY  
135TH DISTRICT  
DETAIL

LEGISLATIVE DISTRICT OR TOWN	ELECTION DISTRICT	TOTAL VOTES	ANDREW G GILCHRIST	MARK C JOHNS	MARK C JOHNS	ANDREW G GILCHRIST	MARK C JOHNS	ANDREW G GILCHRIST	MARK C JOHNS	SCATTER	BLANK AND VOID
			DEM	REP	CON	WOR	IND	WEP	REF		
Perinton											
	44	366	165	147	25	1	8	6	4	0	10
	45	776	357	320	54	6	12	2	3	0	22
	46	249	129	79	17	4	3	4	0	0	13
	47	483	215	201	33	4	6	5	3	1	15
	48	329	162	116	25	7	2	0	4	1	12
	49	346	154	148	31	1	3	0	0	0	9
	50	148	87	32	6	6	5	2	2	0	8
	51	532	187	265	47	5	11	1	2	0	14
	52	492	255	176	24	3	4	7	0	0	23
	53	351	186	122	17	2	8	3	1	2	10
	54	777	322	362	43	8	10	5	3	0	24
	55	448	181	211	21	5	12	6	1	0	11
	56	692	310	295	55	8	7	3	0	0	14
		<u>24,722</u>	<u>11,552</u>	<u>9,694</u>	<u>1,664</u>	<u>323</u>	<u>416</u>	<u>230</u>	<u>91</u>	<u>7</u>	<u>745</u>
Perinton											
Webster											
	01	411	164	174	43	7	10	2	0	0	11
	02	612	306	204	31	19	12	9	6	0	25
	03	526	234	212	40	8	10	3	2	0	17
	04	221	87	93	14	7	10	3	1	0	6
	05	449	180	203	32	8	14	1	2	0	9
	06	336	148	140	20	3	5	3	1	0	16
	07	465	177	207	38	13	9	3	2	0	16
	08	397	141	188	33	4	11	3	2	0	15
	09	418	129	216	41	4	4	8	2	0	14
	10	937	361	428	70	9	16	10	4	0	39
	11	482	183	227	41	5	9	4	2	0	11
	12	560	198	275	47	4	12	5	1	1	17
	13	405	157	183	35	6	8	4	0	0	12
	14	386	165	171	23	4	5	3	3	0	12
	15	319	123	140	25	7	8	2	0	0	14
	16	574	261	235	39	7	8	4	1	0	19
	17	382	118	200	40	0	7	0	1	0	16

MEMBER OF ASSEMBLY  
135TH DISTRICT  
DETAIL

LEGISLATIVE DISTRICT OR TOWN	ELECTION DISTRICT	TOTAL VOTES	ANDREW G GILCHRIST	MARK C JOHNS	MARK C JOHNS	ANDREW G GILCHRIST	MARK C JOHNS	ANDREW G GILCHRIST	MARK C JOHNS	SCATTER	BLANK AND VOID
			DEM	REP	CON	WOR	IND	WEP	REF		
Webster	18	307	132	130	17	5	5	4	3	1	10
	19	660	230	334	51	8	8	7	3	0	19
	20	644	208	328	58	10	12	2	5	0	21
	21	507	184	239	45	7	14	3	2	0	13
	22	454	170	196	48	8	5	4	2	0	21
	23	364	142	160	31	6	11	2	3	0	9
	24	1,101	424	498	102	13	16	4	5	1	38
	25	207	82	92	19	0	0	2	1	0	11
	26	443	210	161	40	5	5	2	1	0	19
	27	730	305	323	57	4	13	3	0	0	25
	28	431	169	198	38	5	3	2	5	0	11
	29	283	141	100	24	2	3	2	4	0	7
	30	286	151	98	15	6	3	3	2	0	8
	31	494	158	250	45	6	11	5	1	0	18
	32	591	196	293	61	4	10	1	1	0	25
	33	431	170	200	38	3	8	4	1	0	7
	34	238	87	114	16	2	5	2	3	0	9
	35	311	122	132	42	3	1	3	2	0	6
	36	370	153	169	29	2	5	0	2	0	10
	37	747	320	333	40	12	12	4	3	0	23
	38	468	207	197	35	2	10	3	3	0	11
	39	420	189	173	28	3	7	4	0	0	16
	40	926	411	400	50	9	20	4	1	0	31
	41	613	236	274	58	6	11	4	2	0	22
	42	490	190	218	43	5	12	5	1	0	16
	43	370	160	162	22	5	4	6	0	0	11
Webster		<u>20,766</u>	<u>8,279</u>	<u>9,268</u>	<u>1,664</u>	<u>256</u>	<u>372</u>	<u>152</u>	<u>86</u>	<u>3</u>	<u>686</u>
GRAND TOTAL:		<u>66,396</u>	<u>29,198</u>	<u>27,293</u>	<u>4,811</u>	<u>869</u>	<u>1,182</u>	<u>572</u>	<u>256</u>	<u>17</u>	<u>2,198</u>

MEMBER OF ASSEMBLY  
136TH DISTRICT  
SUMMARY

LEGISLATIVE DISTRICT OR TOWN	TOTAL VOTES	JAMIE L ROMEO	JAMIE L ROMEO	JAMIE L ROMEO	JAMIE L ROMEO	SCATTER	BLANK AND VOID
		DEM	WOR	IND	WEP		
Leg. Dist. 07	710	381	39	35	14	2	239
Leg. Dist. 16	12	9	0	0	0	0	3
Leg. Dist. 21	1,205	857	57	37	29	4	221
Leg. Dist. 23	3,245	2,272	117	140	55	16	645
Leg. Dist. 26	4,534	2,753	152	158	58	24	1,389
Leg. Dist. 28	2,606	1,843	84	59	23	6	591
Leg. Dist. 29	1,195	837	36	32	15	2	273
CITY	13,507	8,952	485	461	194	54	3,361
Brighton	16,608	11,590	481	529	298	70	3,640
Irondequoit	22,851	13,734	707	1,032	274	134	6,970
TOWNS	39,459	25,324	1,188	1,561	572	204	10,610
GRAND TOTAL:	52,966	34,276	1,673	2,022	766	258	13,971



MEMBER OF ASSEMBLY  
136TH DISTRICT  
DETAIL

LEGISLATIVE DISTRICT OR TOWN	ELECTION DISTRICT	TOTAL VOTES	JAMIE L ROMEO	JAMIE L ROMEO	JAMIE L ROMEO	JAMIE L ROMEO	SCATTER	BLANK AND VOID
			DEM	WOR	IND	WEP		
Leg. Dist. 07	01	438	225	26	23	8	0	156
	02	272	156	13	12	6	2	83
Leg. Dist. 07		710	381	39	35	14	2	239
Leg. Dist. 16	01	12	9	0	0	0	0	3
Leg. Dist. 16		12	9	0	0	0	0	3
Leg. Dist. 21	07	463	332	12	9	13	1	96
	08	142	106	10	6	2	0	18
	20	177	136	10	5	3	1	22
	24	423	283	25	17	11	2	85
Leg. Dist. 21		1,205	857	57	37	29	4	221
Leg. Dist. 23	12	374	283	17	11	7	0	56
	16	153	114	7	5	2	1	24
	18	620	429	17	30	7	1	136
	19	325	226	13	13	6	2	65
	22	272	182	12	10	5	1	62
	24	300	197	13	15	9	1	65
	25	452	310	13	20	8	5	96
	26	503	353	15	21	9	4	101
	27	246	178	10	15	2	1	40
Leg. Dist. 23		3,245	2,272	117	140	55	16	645
Leg. Dist. 26	01	490	275	23	16	4	1	171
	02	218	133	6	8	1	2	68
	03	142	86	4	4	2	0	46
	04	236	125	8	11	3	3	86
	05	228	146	7	8	4	1	62
	06	216	151	4	4	3	0	54
	07	232	140	7	8	5	1	71
	08	274	200	5	9	1	2	57
	09	257	165	9	10	10	1	62
	10	286	190	10	9	2	1	74
	11	268	163	11	7	3	0	84
	12	281	142	12	20	1	0	106
	13	302	175	10	9	3	3	102
	14	344	194	10	11	3	2	124
	15	259	190	9	6	4	0	50
	16	271	154	10	11	6	5	85
	17	230	124	7	7	3	2	87
Leg. Dist. 26		4,534	2,753	152	158	58	24	1,389
Leg. Dist. 28	01	228	165	5	4	3	0	51
	02	139	104	4	2	1	0	28
	04	152	85	3	6	3	0	55
	05	133	90	5	4	0	1	33
	06	326	233	9	9	7	2	66

MEMBER OF ASSEMBLY  
136TH DISTRICT  
DETAIL

LEGISLATIVE DISTRICT OR TOWN	ELECTION DISTRICT	TOTAL VOTES	JAMIE L ROMEO	JAMIE L ROMEO	JAMIE L ROMEO	JAMIE L ROMEO	SCATTER	BLANK AND VOID
			DEM	WOR	IND	WEP		
Leg. Dist. 28								
	07	382	269	13	9	1	1	89
	09	242	167	14	2	2	1	56
	16	204	146	2	5	1	1	49
	18	222	176	7	5	1	0	33
	20	296	206	9	9	3	0	69
	21	282	202	13	4	1	0	62
Leg. Dist. 28		2,606	1,843	84	59	23	6	591
Leg. Dist. 29								
	08	63	46	1	2	1	0	13
	17	185	115	6	8	2	0	54
	18	268	176	17	9	4	1	61
	21	302	205	9	13	6	0	69
	22	142	113	1	0	1	0	27
	23	235	182	2	0	1	1	49
Leg. Dist. 29		1,195	837	36	32	15	2	273
CITY Brighton		13,507	8,952	485	461	194	54	3,361
	01	460	345	26	11	7	3	68
	02	263	137	7	14	5	0	100
	03	376	235	6	16	6	1	112
	04	405	295	21	12	2	3	72
	05	402	290	17	12	14	3	66
	06	544	374	21	14	10	0	125
	07	332	200	15	16	3	0	98
	08	403	229	5	10	3	2	154
	09	355	234	17	12	7	3	82
	10	460	330	8	12	9	2	99
	11	458	303	16	20	16	0	103
	12	515	376	15	25	15	2	82
	13	266	192	8	11	5	0	50
	14	296	224	16	13	10	2	31
	15	333	237	9	7	4	1	75
	16	261	133	2	10	3	1	112
	17	229	176	3	2	0	1	47
	18	386	273	18	13	8	2	72
	19	254	179	7	13	4	4	47
	20	271	197	10	7	4	1	52
	21	352	243	12	9	9	1	78
	22	396	283	9	9	5	1	89
	23	312	232	11	9	5	0	55
	24	434	276	11	14	3	2	128
	25	296	195	14	5	8	1	73
	26	276	169	12	11	5	5	74
	27	286	200	7	9	6	2	62
	28	504	359	18	14	10	2	101
	29	282	179	5	8	5	0	85
	30	675	510	8	15	7	1	134
	31	343	247	8	7	9	0	72

MEMBER OF ASSEMBLY  
136TH DISTRICT  
DETAIL

LEGISLATIVE DISTRICT OR TOWN	ELECTION DISTRICT	TOTAL VOTES	JAMIE L ROMEO	JAMIE L ROMEO	JAMIE L ROMEO	JAMIE L ROMEO	SCATTER	BLANK AND VOID
			DEM	WOR	IND	WEP		
Brighton								
	32	423	305	12	12	13	2	79
	33	437	325	6	10	5	4	87
	34	380	272	11	11	8	3	75
	35	313	237	6	7	6	0	57
	36	320	236	10	18	3	2	51
	37	306	238	6	11	3	2	46
	38	396	275	14	12	4	2	89
	39	332	229	6	17	11	1	68
	40	604	457	12	15	7	2	111
	41	492	351	10	15	11	1	104
	42	134	98	5	5	2	0	24
	43	392	276	9	16	5	1	85
	44	154	98	3	8	2	2	41
	45	282	182	6	9	7	2	76
	46	218	159	3	3	4	0	49
Brighton		16,608	11,590	481	529	298	70	3,640
Irondequoit								
	01	529	333	17	20	10	3	146
	02	271	154	8	21	5	1	82
	03	410	225	17	21	6	5	136
	04	180	94	7	8	1	2	68
	05	338	214	12	15	7	1	89
	06	565	350	24	17	8	2	164
	07	480	287	16	24	4	7	142
	08	377	208	8	23	6	2	130
	09	339	189	5	12	2	0	131
	10	349	200	7	17	3	2	120
	11	203	118	3	12	3	0	67
	12	318	208	15	9	4	3	79
	13	470	326	16	23	7	2	96
	14	479	264	28	29	6	9	143
	15	445	261	12	20	7	8	137
	16	603	360	21	29	8	0	185
	17	239	142	7	6	4	6	74
	18	368	213	14	13	6	1	121
	19	452	313	15	16	10	3	95
	20	333	190	7	15	2	1	118
	21	369	239	5	20	4	1	100
	22	391	240	14	11	6	2	118
	23	338	222	7	18	6	4	81
	24	323	205	7	10	8	1	92
	25	348	203	13	19	4	2	107
	26	250	171	7	10	2	0	60
	27	240	129	6	9	3	2	91
	28	295	146	9	15	1	0	124
	29	296	179	6	16	4	0	91
	30	325	189	11	8	5	4	108
	31	473	301	14	18	9	5	126

MEMBER OF ASSEMBLY  
136TH DISTRICT  
DETAIL

LEGISLATIVE DISTRICT OR TOWN	ELECTION DISTRICT	TOTAL VOTES	JAMIE L ROMEO	JAMIE L ROMEO	JAMIE L ROMEO	JAMIE L ROMEO	SCATTER	BLANK AND VOID
			DEM	WOR	IND	WEP		
Irondequoit	32	374	253	14	16	3	1	87
	33	259	139	8	14	3	0	95
	34	521	271	9	22	3	1	215
	35	266	171	7	15	12	2	59
	36	218	143	11	8	3	1	52
	37	263	142	11	10	2	1	97
	38	204	127	7	7	3	0	60
	39	89	53	2	3	0	0	31
	40	198	113	7	13	2	1	62
	41	341	208	9	17	5	2	100
	42	370	207	15	20	1	6	121
	43	306	180	9	11	8	3	95
	44	601	322	21	33	5	3	217
	45	252	158	7	10	1	0	76
	46	328	190	7	16	3	0	112
	47	135	82	7	2	4	1	39
	48	326	188	14	19	1	1	103
	49	461	262	15	26	7	4	147
	50	261	166	5	9	1	0	80
	51	422	245	14	27	5	3	128
	52	410	262	14	17	1	1	115
	53	311	178	7	14	2	1	109
	54	110	70	3	3	0	0	34
	55	397	270	10	19	5	3	90
	56	274	176	9	11	1	2	75
	57	484	298	12	16	3	2	153
	58	405	245	15	13	4	1	127
	59	309	174	10	13	3	3	106
	60	326	180	8	25	2	3	108
	61	449	273	15	30	2	2	127
	62	362	217	6	22	3	1	113
	63	300	172	8	11	7	3	99
	64	137	109	4	3	0	1	20
	65	259	162	7	10	3	0	77
	66	178	133	2	3	0	0	40
	67	255	139	9	10	4	2	91
	68	294	183	11	10	1	0	89
Irondequoit		<u>22,851</u>	<u>13,734</u>	<u>707</u>	<u>1,032</u>	<u>274</u>	<u>134</u>	<u>6,970</u>
TOWNS		<u>39,459</u>	<u>25,324</u>	<u>1,188</u>	<u>1,561</u>	<u>572</u>	<u>204</u>	<u>10,610</u>
GRAND TOTAL:		<u><u>52,966</u></u>	<u><u>34,276</u></u>	<u><u>1,673</u></u>	<u><u>2,022</u></u>	<u><u>766</u></u>	<u><u>258</u></u>	<u><u>13,971</u></u>

MEMBER OF ASSEMBLY  
137TH DISTRICT  
SUMMARY

<u>LEGISLATIVE DISTRICT OR TOWN</u>	<u>TOTAL VOTES</u>	<u>DAVID F GANTT DEM</u>	<u>SCATTER</u>	<u>BLANK AND VOID</u>
Leg. Dist. 21	2,148	1,739	32	377
Leg. Dist. 22	4,245	3,503	59	683
Leg. Dist. 23	195	149	7	39
Leg. Dist. 25	5,213	4,189	135	889
Leg. Dist. 27	7,259	5,806	168	1,285
Leg. Dist. 28	307	237	4	66
Leg. Dist. 29	2,189	1,755	28	406
<b>CITY</b>	<u>21,556</u>	<u>17,378</u>	<u>433</u>	<u>3,745</u>
Gates	10,997	5,447	267	5,283
<b>TOWNS</b>	<u>10,997</u>	<u>5,447</u>	<u>267</u>	<u>5,283</u>
<b>GRAND TOTAL:</b>	<u><u>32,553</u></u>	<u><u>22,825</u></u>	<u><u>700</u></u>	<u><u>9,028</u></u>

MEMBER OF ASSEMBLY  
137TH DISTRICT  
DETAIL

LEGISLATIVE DISTRICT OR TOWN	ELECTION DISTRICT	TOTAL VOTES	DAVID F GANTT  DEM	SCATTER	BLANK AND VOID
Leg. Dist. 21	05	197	149	8	40
	11	240	195	3	42
	13	212	170	2	40
	16	117	88	3	26
	18	200	174	0	26
	19	128	108	1	19
	21	222	180	1	41
	22	252	198	3	51
	23	233	176	4	53
	25	203	178	5	20
	27	144	123	2	19
Leg. Dist. 21		<u>2,148</u>	<u>1,739</u>	<u>32</u>	<u>377</u>
Leg. Dist. 22	01	287	241	1	45
	02/13	154	141	0	13
	03	165	116	1	48
	04	105	87	1	17
	05	137	125	0	12
	06	187	164	2	21
	07	93	75	0	18
	08	190	157	1	32
	09	109	98	0	11
	10	134	121	0	13
	11	256	206	12	38
	12	123	108	0	15
	14	160	137	0	23
	15	180	159	1	20
	16	65	60	0	5
	17	78	67	1	10
	18	108	88	0	20
	19	101	86	3	12
	20	197	178	0	19
	21	107	82	0	25
	22	204	181	2	21
	23	112	101	0	11
	24	75	64	4	7
	25	452	316	22	114
	26/25-19	265	174	7	84
	27	201	171	1	29
Leg. Dist. 22		<u>4,245</u>	<u>3,503</u>	<u>59</u>	<u>683</u>
Leg. Dist. 23	23	195	149	7	39
Leg. Dist. 23		<u>195</u>	<u>149</u>	<u>7</u>	<u>39</u>
Leg. Dist. 25	01	396	294	19	83
	02	242	201	2	39
	03	311	267	7	37
	04/24	191	128	7	56

MEMBER OF ASSEMBLY  
137TH DISTRICT  
DETAIL

LEGISLATIVE DISTRICT OR TOWN	ELECTION DISTRICT	TOTAL VOTES	DAVID F GANTT  DEM	SCATTER	BLANK AND VOID
Leg. Dist. 25	05	238	204	7	27
	06	250	195	3	52
	07	289	256	3	30
	08	268	241	1	26
	09	107	96	0	11
	10	292	225	12	55
	11	124	110	2	12
	13	219	186	5	28
	14	171	135	1	35
	15	186	150	4	32
	16	174	138	3	33
	17	152	130	5	17
	18	302	240	7	55
	20	134	90	1	43
	21/28-19	189	151	2	36
	22	225	162	16	47
	23	104	94	3	7
	25	513	395	17	101
	26/27	136	101	8	27
Leg. Dist. 25		5,213	4,189	135	889
Leg. Dist. 27	01	353	275	12	66
	02	348	283	6	59
	03	284	204	9	71
	04	353	278	5	70
	05	338	271	13	54
	06	284	241	2	41
	07	302	234	14	54
	08	496	418	14	64
	09	345	242	8	95
	10	319	240	12	67
	11	383	319	8	56
	12	270	214	9	47
	13	329	282	9	38
	14	248	214	3	31
	15	291	249	6	36
	16	307	255	9	43
	17	344	280	2	62
	18	249	181	2	66
	19	344	298	10	36
	20	179	158	3	18
	21	167	139	1	27
	22	222	152	4	66
	23	207	168	4	35
	25	122	82	2	38
	26	175	129	1	45
Leg. Dist. 27		7,259	5,806	168	1,285

MEMBER OF ASSEMBLY  
137TH DISTRICT  
DETAIL

LEGISLATIVE DISTRICT OR TOWN	ELECTION DISTRICT	TOTAL VOTES	DAVID F GANTT		BLANK AND VOID
			DEM	SCATTER	
Leg. Dist. 28					
	03	149	118	1	30
	12	136	103	2	31
	17	22	16	1	5
Leg. Dist. 28		<u>307</u>	<u>237</u>	<u>4</u>	<u>66</u>
Leg. Dist. 29					
	02	67	50	0	17
	10	293	237	8	48
	11	217	145	1	71
	12	273	219	4	50
	13	151	133	1	17
	14	94	80	0	14
	15	226	184	3	39
	16	99	79	1	19
	20	330	257	3	70
	24	328	275	7	46
	26	111	96	0	15
Leg. Dist. 29		<u>2,189</u>	<u>1,755</u>	<u>28</u>	<u>406</u>
CITY		<u>21,556</u>	<u>17,378</u>	<u>433</u>	<u>3,745</u>
Gates					
	01	213	124	4	85
	02	286	146	4	136
	03	295	151	5	139
	04	319	139	7	173
	05	380	180	9	191
	06	336	189	5	142
	07	645	250	18	377
	08	257	107	2	148
	09	377	223	13	141
	10	199	110	5	84
	11	244	125	8	111
	12	225	118	1	106
	13	330	173	8	149
	14	249	117	10	122
	15	479	243	13	223
	16	265	140	20	105
	17	297	179	6	112
	18	361	155	17	189
	19	306	148	8	150
	20	315	160	7	148
	21	291	135	6	150
	22	241	115	4	122
	23	324	145	5	174
	24	646	338	13	295
	25	242	127	4	111
	26	413	185	3	225
	27	411	208	11	192
	28	242	110	3	129



MEMBER OF ASSEMBLY  
137TH DISTRICT  
DETAIL

LEGISLATIVE DISTRICT OR TOWN	ELECTION DISTRICT	TOTAL VOTES	DAVID F GANTT DEM	SCATTER	BLANK AND VOID
Gates					
	29	305	165	9	131
	30	206	106	7	93
	31	274	117	11	146
	32	342	175	13	154
	33	149	94	2	53
	34	314	140	5	169
	35	219	110	1	108
Gates		<u>10,997</u>	<u>5,447</u>	<u>267</u>	<u>5,283</u>
TOWNS		<u>10,997</u>	<u>5,447</u>	<u>267</u>	<u>5,283</u>
GRAND TOTAL:		<u><u>32,553</u></u>	<u><u>22,825</u></u>	<u><u>700</u></u>	<u><u>9,028</u></u>

MEMBER OF ASSEMBLY  
138TH DISTRICT  
SUMMARY

LEGISLATIVE DISTRICT OR TOWN	TOTAL VOTES	HARRY B BRONSON	PATSY A IACOVANGELO	PATSY A IACOVANGELO	HARRY B BRONSON	HARRY B BRONSON	HARRY B BRONSON	PATSY A IACOVANGELO	SCATTER	BLANK AND VOID
		DEM	REP	CON	WOR	IND	WEP	REF		
Leg. Dist. 21	3,668	2,606	461	127	131	83	52	24	3	181
Leg. Dist. 23	5,378	3,871	712	134	231	105	106	30	6	183
Leg. Dist. 24	5,432	3,979	601	110	283	97	134	34	2	192
Leg. Dist. 25	564	405	48	6	55	10	12	5	1	22
Leg. Dist. 28	1,053	758	118	25	15	21	6	4	1	105
Leg. Dist. 29	1,850	1,291	258	52	35	30	11	10	1	162
CITY	17,945	12,910	2,198	454	750	346	321	107	14	845
Chili	12,417	5,442	4,796	1,117	208	230	83	93	2	446
Henrietta	15,125	8,065	4,746	1,016	243	310	104	70	15	556
TOWNS	27,542	13,507	9,542	2,133	451	540	187	163	17	1,002
GRAND TOTAL:	45,487	26,417	11,740	2,587	1,201	886	508	270	31	1,847

MEMBER OF ASSEMBLY  
138TH DISTRICT  
DETAIL

LEGISLATIVE DISTRICT OR TOWN	ELECTION DISTRICT	TOTAL VOTES	HARRY B BRONSON DEM	PATSY A IACOVANGELO REP	PATSY A IACOVANGELO CON	HARRY B BRONSON WOR	HARRY B BRONSON IND	HARRY B BRONSON WEP	PATSY A IACOVANGELO REF	SCATTER	BLANK AND VOID
Leg. Dist. 21											
	01	308	200	44	15	14	11	10	3	1	10
	02	282	186	41	17	9	6	7	3	0	13
	03	164	115	24	10	1	2	0	1	0	11
	04	174	120	20	3	4	3	1	2	0	21
	06	331	240	25	10	16	9	8	2	1	20
	09	425	302	69	10	18	10	8	0	0	8
	10	452	327	67	15	9	10	4	1	1	18
	12	626	451	80	21	27	9	7	4	0	27
	14	159	121	17	6	4	1	2	1	0	7
	15	372	270	39	12	14	10	1	4	0	22
	17/26	375	274	35	8	15	12	4	3	0	24
Leg. Dist. 21		3,668	2,606	461	127	131	83	52	24	3	181
Leg. Dist. 23											
	01	168	116	33	4	2	3	3	1	0	6
	02	301	215	34	7	14	10	9	2	0	10
	03	216	145	25	5	15	4	11	3	0	8
	04	421	311	50	16	11	9	10	3	0	11
	05	201	152	18	5	8	2	5	4	0	7
	06	183	133	27	4	5	6	2	1	0	5
	07	355	254	41	10	23	5	9	0	0	13
	08	344	250	46	6	22	8	3	1	1	7
	09	230	163	31	10	12	4	3	1	0	6
	10	270	204	35	7	13	4	3	1	1	2
	11	312	236	33	3	14	5	5	3	0	13
	13	319	217	65	6	10	5	5	0	0	11
	14	312	245	37	6	12	1	5	0	0	6
	15	240	177	33	6	6	4	5	0	0	9
	17	420	276	62	11	20	11	8	4	1	27
	20	363	248	54	10	16	8	6	2	1	18
	21	296	210	49	7	12	5	1	2	0	10
	28	379	285	32	10	15	10	10	2	1	14
	29	48	34	7	1	1	1	3	0	1	0

MEMBER OF ASSEMBLY  
138TH DISTRICT  
DETAIL

LEGISLATIVE DISTRICT OR TOWN	ELECTION DISTRICT	TOTAL VOTES	HARRY B BRONSON	PATSY A IACOVANGELO	PATSY A IACOVANGELO	HARRY B BRONSON	HARRY B BRONSON	HARRY B BRONSON	PATSY A IACOVANGELO	SCATTER	BLANK AND VOID
			DEM	REP	CON	WOR	IND	WEP	REF		
Leg. Dist. 23		5,378	3,871	712	134	231	105	106	30	6	183
Leg. Dist. 24											
	01	393	279	35	10	30	11	13	2	0	13
	02/22	310	241	30	8	20	4	6	0	0	1
	03/23	302	228	32	6	21	5	6	1	0	3
	04	444	334	40	2	17	9	15	6	0	21
	05/24	334	248	42	8	10	8	4	4	0	10
	06	251	186	27	4	12	3	7	2	0	10
	07/19	232	168	32	8	8	1	6	2	0	7
	08	269	205	32	8	10	1	6	1	0	6
	09	208	133	37	7	10	4	6	1	0	10
	10	423	304	34	7	42	7	16	1	0	12
	11/12	198	144	28	6	1	5	3	1	0	10
	13	363	277	25	7	25	3	11	3	0	12
	14/21	464	340	43	6	27	13	10	4	0	21
	15	373	263	41	5	14	6	10	3	1	30
	16	368	268	51	8	14	6	7	3	0	11
	17	84	56	21	2	0	2	0	0	0	3
	18	345	250	48	5	16	8	6	0	1	11
	20	71	55	3	3	6	1	2	0	0	1
Leg. Dist. 24		5,432	3,979	601	110	283	97	134	34	2	192
Leg. Dist. 25											
	12/28	314	219	28	2	37	5	8	4	0	11
	29/30	250	186	20	4	18	5	4	1	1	11
Leg. Dist. 25		564	405	48	6	55	10	12	5	1	22
Leg. Dist. 28											
	08	177	108	15	4	3	1	3	1	0	42
	10	82	61	9	2	2	0	0	0	0	8
	11	149	109	13	4	1	4	1	2	0	15
	13	237	168	34	3	6	9	0	0	0	17
	14	201	147	24	11	1	3	1	0	1	13
	15	74	56	9	1	0	2	1	1	0	4
	22	133	109	14	0	2	2	0	0	0	6

MEMBER OF ASSEMBLY  
138TH DISTRICT  
DETAIL

LEGISLATIVE DISTRICT OR TOWN	ELECTION DISTRICT	TOTAL VOTES	HARRY B BRONSON	PATSY A IACOVANGELO	PATSY A IACOVANGELO	HARRY B BRONSON	HARRY B BRONSON	HARRY B BRONSON	PATSY A IACOVANGELO	SCATTER	BLANK AND VOID
			DEM	REP	CON	WOR	IND	WEP	REF		
Leg. Dist. 28		1,053	758	118	25	15	21	6	4	1	105
Leg. Dist. 29											
	01	33	27	4	0	0	0	0	0	0	2
	03	9	8	0	1	0	0	0	0	0	0
	04	290	192	53	9	2	7	2	2	0	23
	05	265	191	33	7	6	4	0	0	1	23
	06	167	117	25	1	6	3	3	1	0	11
	07	205	127	37	7	8	4	1	3	0	18
	09	393	288	53	10	5	4	3	3	0	27
	19	141	106	13	3	3	1	0	1	0	14
	25/28	347	235	40	14	5	7	2	0	0	44
Leg. Dist. 29		1,850	1,291	258	52	35	30	11	10	1	162
CITY		17,945	12,910	2,198	454	750	346	321	107	14	845
Chili											
	01	297	131	107	35	4	5	1	2	0	12
	02	462	139	225	47	12	15	2	1	0	21
	03	420	184	150	39	9	7	5	2	0	24
	04	279	104	119	31	4	4	1	1	0	15
	05	340	150	133	32	5	2	3	3	0	12
	06	364	144	146	39	7	9	5	1	0	13
	07	231	112	80	12	5	7	5	2	0	8
	08	385	140	172	37	8	5	2	3	0	18
	09	347	153	128	31	6	10	8	2	0	9
	10	241	90	91	34	6	4	2	3	1	10
	11	391	157	159	33	8	11	4	6	0	13
	12	354	171	134	28	4	5	0	1	0	11
	13	517	201	215	57	5	12	0	10	0	17
	14	358	138	148	38	7	8	5	2	0	12
	15	308	137	120	33	1	6	1	3	0	7
	16	696	294	304	58	8	7	4	2	0	19
	17	841	328	367	82	10	14	3	7	0	30
	18	395	159	165	34	5	7	3	5	0	17
	19	338	168	126	20	3	8	0	1	0	12

MEMBER OF ASSEMBLY  
138TH DISTRICT  
DETAIL

LEGISLATIVE DISTRICT OR TOWN	ELECTION DISTRICT	TOTAL VOTES	HARRY B BRONSON	PATSY A IACOVANGELO	PATSY A IACOVANGELO	HARRY B BRONSON	HARRY B BRONSON	HARRY B BRONSON	PATSY A IACOVANGELO	SCATTER	BLANK AND VOID
			DEM	REP	CON	WOR	IND	WEP	REF		
Chili											
	20	491	250	168	34	10	4	5	3	0	17
	21	258	115	106	21	2	6	1	0	0	7
	22	412	253	99	21	14	5	2	1	0	17
	23	289	138	102	27	5	5	2	2	0	8
	24	775	392	266	54	12	16	3	6	1	25
	25	320	190	83	17	6	1	2	6	0	15
	26	456	150	208	63	7	9	4	3	0	12
	27	344	174	122	28	4	7	1	5	0	3
	28	301	149	104	24	5	7	0	2	0	10
	29	237	97	91	24	5	5	3	4	0	8
	30	223	92	72	25	10	7	0	2	0	15
	31	343	173	117	23	6	5	3	0	0	16
	32	404	169	169	36	5	7	3	2	0	13
		12,417	5,442	4,796	1,117	208	230	83	93	2	446
Chili Henrietta											
	01	459	226	169	25	9	8	2	2	0	18
	02	350	160	113	28	10	7	6	2	0	24
	03	197	131	36	7	6	7	2	1	0	7
	04	428	270	110	14	5	7	1	5	0	16
	05	356	182	112	31	6	8	2	2	0	13
	06	334	146	124	33	8	6	2	3	0	12
	07	314	147	113	29	1	8	2	2	0	12
	08	350	163	131	17	11	8	5	1	0	14
	09	280	173	78	14	2	0	1	1	0	11
	10	363	169	134	26	8	6	3	2	0	15
	11	317	205	75	14	5	0	2	2	1	13
	12	332	158	116	27	1	12	5	1	1	11
	13	635	388	153	44	12	12	5	1	0	20
	14	315	172	95	20	7	8	0	1	0	12
	15	487	283	134	26	11	6	4	2	0	21
	16	248	138	75	11	6	3	3	1	1	10
	17	409	203	132	36	9	11	2	2	1	13

MEMBER OF ASSEMBLY  
138TH DISTRICT  
DETAIL

LEGISLATIVE DISTRICT OR TOWN	ELECTION DISTRICT	TOTAL VOTES	HARRY B BRONSON	PATSY A IACOVANGELO	PATSY A IACOVANGELO	HARRY B BRONSON	HARRY B BRONSON	HARRY B BRONSON	PATSY A IACOVANGELO	SCATTER	BLANK AND VOID
			DEM	REP	CON	WOR	IND	WEP	REF		
Henrietta	18	456	238	142	38	2	10	5	2	1	18
	19	326	157	116	24	12	2	5	2	1	7
	20	595	321	193	35	5	13	4	1	1	22
	21	275	136	89	25	8	8	2	0	0	7
	22	553	299	171	40	5	11	4	5	0	18
	23	354	197	98	21	10	9	1	3	1	14
	24	422	239	119	21	7	8	3	2	2	21
	25	336	141	118	37	5	5	3	3	1	23
	26	725	328	277	63	7	20	4	1	0	25
	27	595	295	217	36	2	13	3	6	0	23
	28	459	210	174	45	4	8	4	1	0	13
	29	1,213	708	352	72	14	24	4	4	0	35
	30	837	492	225	52	13	23	5	1	0	26
	31	230	136	53	18	2	5	2	3	0	11
	32	572	343	160	28	8	13	2	1	0	17
	33	262	129	94	15	6	5	1	1	0	11
	34	234	139	67	10	5	3	0	0	0	10
	35	507	243	181	34	11	13	5	3	4	13
Henrietta		15,125	8,065	4,746	1,016	243	310	104	70	15	556
TOWNS		27,542	13,507	9,542	2,133	451	540	187	163	17	1,002
GRAND TOTAL:		45,487	26,417	11,740	2,587	1,201	886	508	270	31	1,847

MEMBER OF ASSEMBLY  
139TH DISTRICT  
DETAIL

LEGISLATIVE DISTRICT OR TOWN	ELECTION DISTRICT	TOTAL VOTES	STEPHEN M HAWLEY REP	STEPHEN M HAWLEY CON	STEPHEN M HAWLEY IND	STEPHEN M HAWLEY REF	MARK E GLOGOWSKI LBT	SCATTER	BLANK AND VOID
Clarkson	01	540	314	71	32	3	32	0	88
	02	78	42	9	3	1	10	0	13
	03	408	215	44	20	6	33	0	90
	04	601	369	75	23	4	30	0	100
	05	783	424	104	47	5	62	3	138
	06	354	179	49	24	2	33	1	66
Clarkson		2,764	1,543	352	149	21	200	4	495
Hamlin	01	348	173	39	20	3	61	0	52
	02	396	227	51	16	3	36	1	62
	03	389	235	43	20	0	32	0	59
	04	272	177	33	10	1	21	2	28
	05	338	189	38	19	3	33	0	56
	06	286	167	30	9	2	30	2	46
	07	478	279	58	20	4	48	1	68
	08	237	123	30	13	1	28	0	42
	09	216	135	17	11	1	24	0	28
	10	413	255	41	20	1	41	0	55
Hamlin		3,373	1,960	380	158	19	354	6	496
Riga	01	646	331	91	35	5	61	2	121
	02	491	276	65	21	5	35	1	88
	03	393	220	38	15	3	28	0	89
	04	421	259	39	18	5	26	0	74
	05	436	283	43	16	2	26	1	65
	06	388	224	71	19	0	20	1	53
Riga		2,775	1,593	347	124	20	196	5	490
Sweden	01	413	209	34	23	2	38	1	106
	02	240	76	15	24	4	42	0	79
	03	455	185	43	31	3	72	1	120
	04	469	220	40	22	3	64	0	120
	05	107	40	4	5	0	14	3	41
	06	349	161	39	19	3	47	0	80
	07	365	179	41	24	3	34	0	84
	08	389	195	56	22	3	39	0	74
	09	366	179	26	23	0	57	0	81
	10	558	313	84	30	4	46	1	80
	11	139	51	11	9	2	20	2	44
	12	380	205	53	10	2	48	2	60
Sweden		4,230	2,013	446	242	29	521	10	969
GRAND TOTAL:		13,142	7,109	1,525	673	89	1,271	25	2,450



FAMILY COURT JUDGE  
(VOTE FOR 2)  
SUMMARY 1 OF 2

LEGISLATIVE DISTRICT OR TOWN	TOTAL VOTES	FATIMAT O REID	ZULEIKA Z SHEPARD	ALECIA J MAZZO	NICOLE E BAYLY	ALECIA J MAZZO	NICOLE E BAYLY	FATIMAT O REID	ZULEIKA Z SHEPARD
		DEM	DEM	REP	REP	CON	CON	WOR	WOR
Leg. Dist. 07	1,420	293	277	258	239	51	54	15	24
Leg. Dist. 16	24	9	10	2	1	0	0	0	0
Leg. Dist. 21	14,042	4,582	4,539	1,049	1,013	229	233	249	262
Leg. Dist. 22	8,490	3,080	3,061	342	300	64	59	58	55
Leg. Dist. 23	17,636	5,551	5,401	1,615	1,645	302	311	333	349
Leg. Dist. 24	10,864	3,612	3,514	793	813	130	152	295	295
Leg. Dist. 25	11,554	4,121	4,079	476	499	89	89	197	215
Leg. Dist. 26	9,068	2,209	2,182	1,360	1,309	288	270	88	99
Leg. Dist. 27	14,518	5,209	5,149	666	658	146	164	195	196
Leg. Dist. 28	7,932	2,468	2,456	681	659	125	128	92	77
Leg. Dist. 29	10,468	3,430	3,362	774	705	152	169	104	110
CITY	106,016	34,564	34,030	8,016	7,841	1,576	1,629	1,626	1,682
Brighton	33,216	9,999	9,627	4,066	4,126	632	695	435	449
Chili	24,834	4,404	4,113	5,524	5,543	1,240	1,302	179	162
Clarkson	5,528	715	676	1,446	1,421	342	356	29	31
East Rochester	4,692	949	899	908	895	159	158	47	47
Gates	21,994	4,112	4,006	4,798	4,657	859	908	146	161
Greece	76,052	12,318	11,830	18,082	17,358	3,552	3,624	461	459
Hamlin	6,746	805	773	1,857	1,796	368	392	44	43
Henrietta	30,250	6,835	6,620	5,594	5,505	1,122	1,184	234	252
Irondequoit	45,702	10,504	10,239	8,273	7,802	1,484	1,552	427	432
Mendon	9,728	1,952	1,849	2,049	1,996	446	449	73	77
Ogden	17,176	2,372	2,227	4,404	4,371	947	966	104	94
Parma	13,532	1,549	1,509	3,698	3,595	765	771	66	68
Penfield	37,124	7,484	7,170	7,928	7,814	1,414	1,453	211	228
Perinton	49,444	10,367	9,864	10,408	10,240	1,766	1,855	348	324
Pittsford	29,430	7,277	7,019	5,434	5,415	799	840	193	196
Riga	5,550	633	596	1,532	1,523	344	351	34	39
Rush	3,842	632	633	897	875	194	199	32	34
Sweden	8,460	1,540	1,481	1,810	1,783	441	443	53	53

FAMILY COURT JUDGE  
(VOTE FOR 2)  
SUMMARY 1 OF 2

LEGISLATIVE DISTRICT OR TOWN	TOTAL VOTES	FATIMAT O REID	ZULEIKA Z SHEPARD	ALECIA J MAZZO	NICOLE E BAYLY	ALECIA J MAZZO	NICOLE E BAYLY	FATIMAT O REID	ZULEIKA Z SHEPARD
		DEM	DEM	REP	REP	CON	CON	WOR	WOR
Webster	41,532	7,448	7,242	9,749	9,263	1,787	1,796	230	233
Wheatland	4,452	644	589	988	1,153	234	261	40	33
TOWNS	469,284	92,539	88,962	99,445	97,131	18,895	19,555	3,386	3,415
GRAND TOTAL:	575,300	127,103	122,992	107,461	104,972	20,471	21,184	5,012	5,097

FAMILY COURT JUDGE  
(VOTE FOR 2)  
SUMMARY 2 OF 2

LEGISLATIVE DISTRICT OR TOWN	TOTAL VOTES	ALECIA J MAZZO	NICOLE E BAYLY	FATIMAT O REID	ZULEIKA Z SHEPARD	ALECIA J MAZZO	NICOLE E BAYLY	SCATTER	BLANK AND VOID
		IND	IND	WEP	WEP	REF	REF		
Leg. Dist. 07	1,420	20	20	6	9	4	4	0	146
Leg. Dist. 16	24	0	0	0	0	0	0	0	2
Leg. Dist. 21	14,042	136	144	113	104	29	30	8	1,322
Leg. Dist. 22	8,490	31	31	43	44	8	7	0	1,307
Leg. Dist. 23	17,636	180	217	187	174	44	54	8	1,265
Leg. Dist. 24	10,864	69	85	153	151	31	34	2	735
Leg. Dist. 25	11,554	57	59	65	69	15	18	1	1,505
Leg. Dist. 26	9,068	99	86	40	40	23	35	2	938
Leg. Dist. 27	14,518	63	75	70	78	16	14	3	1,816
Leg. Dist. 28	7,932	56	54	39	46	16	15	0	1,020
Leg. Dist. 29	10,468	68	64	49	44	18	12	4	1,403
CITY	106,016	779	835	765	759	204	223	28	11,459
Brighton	33,216	313	378	305	314	63	86	8	1,720
Chili	24,834	290	300	117	100	56	65	1	1,438
Clarkson	5,528	69	57	21	18	12	16	0	319
East Rochester	4,692	59	62	26	35	12	11	5	420
Gates	21,994	248	250	70	81	46	65	5	1,582
Greece	76,052	975	969	280	297	173	182	13	5,479
Hamlin	6,746	106	121	25	25	23	25	10	333
Henrietta	30,250	347	363	129	140	58	62	13	1,792
Irondequoit	45,702	609	651	239	236	119	116	17	3,002
Mendon	9,728	106	92	42	44	18	33	0	502
Ogden	17,176	179	230	75	70	30	43	0	1,064
Parma	13,532	149	159	43	49	31	28	0	1,052
Penfield	37,124	439	466	186	178	72	82	3	1,996
Perinton	49,444	544	606	237	252	98	125	5	2,405
Pittsford	29,430	264	303	132	130	47	59	3	1,319
Riga	5,550	61	75	25	23	15	15	0	284
Rush	3,842	45	47	15	17	10	7	0	205
Sweden	8,460	89	93	48	49	25	28	0	524

FAMILY COURT JUDGE  
(VOTE FOR 2)  
SUMMARY 2 OF 2

LEGISLATIVE DISTRICT OR TOWN	TOTAL VOTES	ALECIA J MAZZO	NICOLE E BAYLY	FATIMAT O REID	ZULEIKA Z SHEPARD	ALECIA J MAZZO	NICOLE E BAYLY	SCATTER	BLANK AND VOID
		IND	IND	WEP	WEP	REF	REF		
Webster	41,532	475	494	179	177	91	96	6	2,266
Wheatland	4,452	55	84	28	21	14	25	2	281
TOWNS	469,284	5,422	5,800	2,222	2,256	1,013	1,169	91	27,983
GRAND TOTAL:	575,300	6,201	6,635	2,987	3,015	1,217	1,392	119	39,442

FAMILY COURT JUDGE  
(VOTE FOR 2)  
DETAIL 1 OF 2

LEGISLATIVE DISTRICT OR TOWN	ELECTION DISTRICT	TOTAL VOTES	FATIMAT O REID	ZULEIKA Z SHEPARD	ALECIA J MAZZO	NICOLE E BAYLY	ALECIA J MAZZO	NICOLE E BAYLY	FATIMAT O REID	ZULEIKA Z SHEPARD
			DEM	DEM	REP	REP	CON	CON	WOR	WOR
Leg. Dist. 07	01	876	169	156	179	168	27	27	12	13
	02	544	124	121	79	71	24	27	3	11
Leg. Dist. 07		1,420	293	277	258	239	51	54	15	24
Leg. Dist. 16	01	24	9	10	2	1	0	0	0	0
Leg. Dist. 16		24	9	10	2	1	0	0	0	0
Leg. Dist. 21	01	616	173	184	59	58	15	19	14	18
	02	564	167	165	55	59	17	14	10	10
	03	328	97	99	35	31	8	8	1	4
	04	348	113	108	23	15	7	4	5	4
	05	394	129	129	28	23	7	7	14	18
	06	662	226	214	37	37	11	9	18	18
	07	926	283	278	99	84	13	12	11	14
	08	284	98	97	18	16	5	3	7	7
	09	850	288	277	75	80	10	12	18	19
	10	904	288	293	80	82	15	13	10	12
	11	480	161	171	24	20	5	5	5	3
	12	1,252	386	365	116	129	24	22	27	26
	13	424	146	149	10	15	4	5	18	15
	14	318	109	110	24	26	7	6	6	4
	15	744	248	232	46	45	16	22	12	16
	16	234	70	68	24	27	2	2	1	2
	17/26	750	260	252	39	35	12	12	19	20
	18	400	142	151	18	15	4	5	2	3
	19	256	89	97	9	8	2	2	3	2
	20	354	113	114	26	24	8	9	7	9
	21	444	158	160	22	25	3	4	5	5
	22	504	169	171	25	24	4	3	2	1
	23	466	167	150	28	27	8	9	11	11
	24	846	247	248	97	80	19	20	14	14
	25	406	149	147	16	14	2	5	7	6
	27	288	106	110	16	14	1	1	2	1
Leg. Dist. 21		14,042	4,582	4,539	1,049	1,013	229	233	249	262

FAMILY COURT JUDGE  
(VOTE FOR 2)  
DETAIL 1 OF 2

LEGISLATIVE DISTRICT OR TOWN	ELECTION DISTRICT	TOTAL VOTES	FATIMAT O REID	ZULEIKA Z SHEPARD	ALECIA J MAZZO	NICOLE E BAYLY	ALECIA J MAZZO	NICOLE E BAYLY	FATIMAT O REID	ZULEIKA Z SHEPARD
			DEM	DEM	REP	REP	CON	CON	WOR	WOR
Leg. Dist. 22										
	01	574	208	212	28	24	1	1	2	2
	02/13	308	103	118	6	6	1	0	2	5
	03	330	89	92	11	10	3	3	2	1
	04	210	86	87	4	3	1	1	1	0
	05	274	100	108	3	5	0	0	0	0
	06	374	139	148	10	5	3	1	0	0
	07	186	67	59	1	2	0	1	2	1
	08	380	133	134	22	19	4	1	3	5
	09	218	88	81	7	3	0	0	1	3
	10	268	111	105	4	6	0	0	3	1
	11	512	197	179	13	9	1	4	4	3
	12	246	96	94	5	8	2	1	1	1
	14	320	111	113	22	15	4	5	3	2
	15	360	144	127	8	9	5	3	4	4
	16	130	48	54	5	1	0	1	4	2
	17	156	54	58	3	2	2	1	0	0
	18	216	78	79	10	4	1	0	1	0
	19	202	80	75	6	4	0	1	0	1
	20	394	147	154	14	9	2	4	2	1
	21	214	74	75	9	6	0	0	1	0
	22	408	158	155	8	8	4	6	4	2
	23	224	93	89	3	5	2	0	1	1
	24	150	60	57	9	6	1	0	1	1
	25	904	282	280	74	82	17	17	8	10
	26/25-19	530	186	176	49	42	5	4	4	5
	27	402	148	152	8	7	5	4	4	4
Leg. Dist. 22		8,490	3,080	3,061	342	300	64	59	58	55
Leg. Dist. 23										
	01	336	106	103	40	42	3	3	3	4
	02	602	203	183	39	48	7	8	13	13
	03	432	129	127	34	33	4	3	16	18
	04	842	279	279	66	75	20	17	8	10
	05	402	138	145	25	24	6	6	8	8
	06	366	119	116	29	32	7	7	8	7
	07	710	234	233	50	57	8	9	24	24

FAMILY COURT JUDGE  
(VOTE FOR 2)  
DETAIL 1 OF 2

LEGISLATIVE DISTRICT OR TOWN	ELECTION DISTRICT	TOTAL VOTES	FATIMAT O REID	ZULEIKA Z SHEPARD	ALECIA J MAZZO	NICOLE E BAYLY	ALECIA J MAZZO	NICOLE E BAYLY	FATIMAT O REID	ZULEIKA Z SHEPARD
			DEM	DEM	REP	REP	CON	CON	WOR	WOR
Leg. Dist. 23										
	08	688	228	221	57	58	10	10	24	23
	09	460	150	147	37	37	10	12	11	12
	10	540	190	177	38	45	10	8	13	12
	11	624	217	201	46	48	4	5	16	17
	12	748	237	231	73	80	14	17	11	14
	13	638	193	192	70	69	7	5	9	8
	14	624	226	219	38	48	8	9	11	9
	15	480	164	157	43	39	5	7	8	7
	16	306	97	96	22	24	13	12	4	6
	17	840	243	247	78	76	16	13	18	19
	18	1,240	348	332	145	149	29	28	12	18
	19	650	170	157	90	88	10	11	12	11
	20	726	237	229	52	57	13	12	16	16
	21	592	184	188	61	60	8	11	10	13
	22	544	169	166	63	65	6	8	9	6
	23	390	143	132	24	18	0	4	8	12
	24	600	162	166	72	74	6	9	10	11
	25	904	251	249	110	100	22	21	16	14
	26	1,006	287	276	111	101	33	32	15	13
	27	492	152	144	53	52	12	14	3	4
	28	758	266	258	41	39	9	8	17	19
	29	96	29	30	8	7	2	2	0	1
Leg. Dist. 23		17,636	5,551	5,401	1,615	1,645	302	311	333	349
Leg. Dist. 24										
	01	786	261	252	51	47	10	15	26	24
	02/22	620	217	209	40	40	11	11	21	23
	03/23	604	209	202	32	38	6	9	21	23
	04	888	307	300	55	50	6	11	18	18
	05/24	668	218	214	60	56	11	9	12	11
	06	502	171	157	42	46	3	5	12	13
	07/19	464	144	135	42	50	8	6	9	10
	08	538	184	177	43	51	12	14	11	9
	09	416	125	122	44	46	6	8	6	9
	10	846	274	276	43	55	6	6	44	44
	11/12	396	136	130	33	31	5	5	1	2

FAMILY COURT JUDGE  
(VOTE FOR 2)  
DETAIL 1 OF 2

LEGISLATIVE DISTRICT OR TOWN	ELECTION DISTRICT	TOTAL VOTES	FATIMAT O REID	ZULEIKA Z SHEPARD	ALECIA J MAZZO	NICOLE E BAYLY	ALECIA J MAZZO	NICOLE E BAYLY	FATIMAT O REID	ZULEIKA Z SHEPARD
			DEM	DEM	REP	REP	CON	CON	WOR	WOR
Leg. Dist. 24										
	13	726	251	247	33	44	7	8	22	23
	14/21	928	310	289	62	65	7	9	31	32
	15	746	230	235	61	52	9	13	18	17
	16	736	245	236	60	55	11	9	18	18
	17	168	46	47	27	26	1	2	1	1
	18	690	232	235	60	56	8	8	19	13
	20	142	52	51	5	5	3	4	5	5
Leg. Dist. 24		10,864	3,612	3,514	793	813	130	152	295	295
Leg. Dist. 25										
	01	792	288	285	56	61	10	10	7	9
	02	484	177	185	11	7	1	3	7	8
	03	622	234	225	16	21	5	5	7	7
	04/24	382	117	114	29	33	3	2	7	6
	05	476	185	171	7	7	3	2	2	3
	06	500	174	169	20	27	6	8	20	21
	07	578	219	226	10	9	2	1	3	3
	08	536	205	213	13	5	3	2	6	8
	09	214	87	82	0	1	0	0	1	2
	10	584	200	200	24	24	2	2	6	6
	11	248	97	100	3	4	2	2	1	2
	12/28	628	209	199	30	36	6	8	38	37
	13	438	171	173	6	4	1	0	5	5
	14	342	111	112	20	23	6	5	13	15
	15	372	139	136	10	8	2	1	3	2
	16	348	116	124	9	16	4	6	2	3
	17	304	116	100	3	4	2	2	2	4
	18	604	203	198	30	25	3	2	7	10
	20	268	83	81	30	30	4	4	5	4
	21/28-19	378	141	139	12	13	2	2	1	3
	22	450	163	154	18	24	5	5	11	11
	23	208	85	86	9	9	0	0	2	3
	25	1,026	341	352	67	64	11	9	15	16
	26/27	272	81	89	15	17	1	2	10	10
	29/30	500	179	166	28	27	5	6	16	17
Leg. Dist. 25		11,554	4,121	4,079	476	499	89	89	197	215



FAMILY COURT JUDGE  
(VOTE FOR 2)  
DETAIL 1 OF 2

LEGISLATIVE DISTRICT OR TOWN	ELECTION DISTRICT	TOTAL VOTES	FATIMAT O REID	ZULEIKA Z SHEPARD	ALECIA J MAZZO	NICOLE E BAYLY	ALECIA J MAZZO	NICOLE E BAYLY	FATIMAT O REID	ZULEIKA Z SHEPARD
			DEM	DEM	REP	REP	CON	CON	WOR	WOR
Leg. Dist. 26										
	01	980	205	214	169	161	41	45	10	9
	02	436	106	103	73	67	16	16	4	6
	03	284	69	63	42	40	6	7	5	4
	04	472	88	91	86	86	25	22	4	5
	05	456	115	118	65	68	13	11	5	3
	06	432	134	132	34	41	7	6	3	4
	07	464	115	115	67	71	15	11	5	5
	08	548	178	177	41	38	11	10	3	3
	09	514	139	134	53	53	12	13	9	12
	10	572	171	160	58	51	11	10	7	5
	11	536	122	121	95	85	15	12	6	6
	12	562	115	108	113	108	18	17	5	6
	13	604	126	128	119	104	20	21	4	5
	14	688	158	156	104	105	33	27	5	8
	15	518	165	163	47	46	8	11	5	4
	16	542	115	113	101	95	23	21	3	3
	17	460	88	86	93	90	14	10	5	11
Leg. Dist. 26		9,068	2,209	2,182	1,360	1,309	288	270	88	99
Leg. Dist. 27										
	01	706	242	247	43	43	14	16	8	6
	02	696	264	254	30	31	11	11	8	6
	03	568	181	186	37	34	13	11	8	11
	04	706	261	259	29	31	9	10	11	9
	05	676	260	246	19	18	2	5	14	12
	06	568	203	214	19	19	3	8	1	2
	07	604	207	208	36	33	5	6	9	12
	08	992	366	343	29	31	4	6	9	8
	09	690	259	264	23	21	1	1	13	15
	10	638	222	226	45	41	5	8	10	10
	11	766	281	283	26	29	5	5	13	7
	12	540	185	193	20	18	7	11	12	13
	13	658	256	264	8	16	4	3	4	4
	14	496	188	180	18	18	4	1	5	3
	15	582	206	218	14	14	4	3	10	5
	16	614	245	235	20	17	4	5	5	10

FAMILY COURT JUDGE  
(VOTE FOR 2)  
DETAIL 1 OF 2

LEGISLATIVE DISTRICT OR TOWN	ELECTION DISTRICT	TOTAL VOTES	FATIMAT O REID	ZULEIKA Z SHEPARD	ALECIA J MAZZO	NICOLE E BAYLY	ALECIA J MAZZO	NICOLE E BAYLY	FATIMAT O REID	ZULEIKA Z SHEPARD
			DEM	DEM	REP	REP	CON	CON	WOR	WOR
Leg. Dist. 27										
	17	688	265	245	24	23	4	3	6	8
	18	498	142	145	64	57	13	14	5	5
	19	688	262	254	14	17	1	4	11	9
	20	358	143	133	4	6	2	2	2	1
	21	334	130	125	6	9	4	4	1	3
	22	444	128	114	56	52	8	9	13	16
	23	414	158	151	8	9	1	0	12	13
	25	244	64	65	31	29	12	11	2	1
	26	350	91	97	43	42	6	7	3	7
Leg. Dist. 27		14,518	5,209	5,149	666	658	146	164	195	196
Leg. Dist. 28										
	01	456	153	147	34	33	6	6	4	1
	02	278	95	100	18	17	9	9	4	3
	03	298	98	99	17	15	3	5	3	1
	04	304	75	76	34	29	3	4	2	3
	05	266	75	70	32	27	6	7	2	4
	06	652	212	199	61	62	12	13	10	8
	07	764	235	243	78	77	15	15	11	5
	08	354	85	100	21	14	5	4	5	6
	09	484	145	142	50	50	9	7	8	8
	10	164	58	52	8	11	1	1	2	4
	11	298	96	89	18	20	5	8	1	1
	12	272	85	88	19	18	1	1	2	1
	13	474	146	151	45	38	6	5	4	5
	14	402	130	125	30	27	11	10	4	1
	15	148	49	44	14	16	1	2	0	0
	16	408	124	139	34	30	5	3	5	4
	17	44	15	14	7	7	0	0	0	0
	18	444	159	146	30	32	6	8	5	5
	20	592	183	175	55	57	14	11	9	6
	21	564	166	167	58	61	6	8	8	8
	22	266	84	90	18	18	1	1	3	3
Leg. Dist. 28		7,932	2,468	2,456	681	659	125	128	92	77
Leg. Dist. 29										
	01	66	25	26	4	5	0	0	0	0

FAMILY COURT JUDGE  
(VOTE FOR 2)  
DETAIL 1 OF 2

LEGISLATIVE DISTRICT OR TOWN	ELECTION DISTRICT	TOTAL VOTES	FATIMAT O REID	ZULEIKA Z SHEPARD	ALECIA J MAZZO	NICOLE E BAYLY	ALECIA J MAZZO	NICOLE E BAYLY	FATIMAT O REID	ZULEIKA Z SHEPARD
			DEM	DEM	REP	REP	CON	CON	WOR	WOR
Leg. Dist. 29										
	02	134	46	41	6	5	2	2	1	1
	03	18	9	6	0	0	0	0	0	0
	04	580	173	172	61	49	11	14	3	3
	05	530	172	170	42	40	7	10	8	4
	06	334	107	112	31	28	2	2	7	5
	07	410	117	117	53	42	8	9	4	7
	08	126	39	40	11	6	2	2	0	1
	09	786	246	247	70	61	10	12	8	10
	10	586	209	198	33	33	7	12	8	5
	11	434	123	126	47	37	10	14	7	7
	12	546	185	181	38	29	5	8	4	5
	13	302	109	115	10	9	1	0	1	3
	14	188	67	67	10	10	2	2	2	1
	15	452	168	164	19	16	3	5	1	1
	16	198	74	68	8	7	1	0	0	1
	17	370	97	95	35	36	16	17	8	10
	18	536	133	124	70	74	14	14	14	12
	19	282	103	96	11	13	4	2	2	3
	20	660	234	223	33	32	6	7	8	11
	21	604	187	179	48	48	12	10	8	8
	22	284	108	103	7	9	3	3	0	0
	23	470	167	165	31	31	1	1	2	1
	24	656	238	231	38	34	8	10	4	6
	25/28	694	211	217	50	43	16	13	4	5
	26	222	83	79	8	8	1	0	0	0
Leg. Dist. 29		<u>10,468</u>	<u>3,430</u>	<u>3,362</u>	<u>774</u>	<u>705</u>	<u>152</u>	<u>169</u>	<u>104</u>	<u>110</u>
CITY		106,016	34,564	34,030	8,016	7,841	1,576	1,629	1,626	1,682
Brighton										
	01	920	292	282	85	85	18	21	22	23
	02	526	113	104	96	107	19	17	7	7
	03	752	191	180	126	123	13	15	4	5
	04	810	273	261	87	74	12	12	19	19
	05	804	260	259	69	68	13	14	20	20
	06	1,088	322	301	143	151	20	21	16	17
	07	664	190	173	86	76	14	17	12	16

FAMILY COURT JUDGE  
(VOTE FOR 2)  
DETAIL 1 OF 2

LEGISLATIVE DISTRICT OR TOWN	ELECTION DISTRICT	TOTAL VOTES	FATIMAT O REID	ZULEIKA Z SHEPARD	ALECIA J MAZZO	NICOLE E BAYLY	ALECIA J MAZZO	NICOLE E BAYLY	FATIMAT O REID	ZULEIKA Z SHEPARD
			DEM	DEM	REP	REP	CON	CON	WOR	WOR
Brighton										
	08	806	187	181	177	171	11	16	2	4
	09	710	216	204	72	75	21	23	14	15
	10	920	292	276	106	117	15	18	11	10
	11	916	257	248	113	115	23	22	17	18
	12	1,030	320	311	102	119	19	21	17	19
	13	532	160	153	61	66	8	8	8	7
	14	592	195	190	46	42	4	6	13	15
	15	666	210	202	69	69	25	24	8	7
	16	522	102	103	107	109	21	23	0	2
	17	458	158	151	50	45	7	7	4	4
	18	772	239	223	91	87	12	12	17	16
	19	508	160	154	50	51	14	16	8	5
	20	542	174	168	63	52	9	10	7	8
	21	704	217	207	78	78	12	13	12	13
	22	792	228	234	93	112	18	17	8	8
	23	624	194	178	68	76	12	15	7	9
	24	868	218	219	136	136	24	25	10	9
	25	592	176	171	64	66	11	10	16	16
	26	552	131	128	91	89	17	21	14	12
	27	572	176	175	65	68	12	12	5	8
	28	1,008	303	291	134	132	12	14	17	20
	29	564	153	145	91	87	8	11	5	7
	30	1,350	432	415	162	160	12	14	7	5
	31	686	216	226	66	66	7	10	10	7
	32	846	269	254	91	94	17	20	9	10
	33	874	258	253	124	135	13	15	7	10
	34	760	226	223	90	95	17	18	8	9
	35	626	209	203	56	58	11	13	8	5
	36	640	217	205	57	56	13	14	2	2
	37	612	207	197	58	65	11	15	7	5
	38	792	245	234	96	103	20	19	7	11
	39	664	195	185	81	83	13	16	6	5
	40	1,208	419	393	138	134	15	15	9	10
	41	984	308	294	116	118	10	9	13	10
	42	268	76	70	25	45	9	10	2	2

FAMILY COURT JUDGE  
(VOTE FOR 2)  
DETAIL 1 OF 2

LEGISLATIVE DISTRICT OR TOWN	ELECTION DISTRICT	TOTAL VOTES	FATIMAT O REID	ZULEIKA Z SHEPARD	ALECIA J MAZZO	NICOLE E BAYLY	ALECIA J MAZZO	NICOLE E BAYLY	FATIMAT O REID	ZULEIKA Z SHEPARD
			DEM	DEM	REP	REP	CON	CON	WOR	WOR
Brighton										
	43	784	239	236	101	92	12	15	9	8
	44	308	86	81	44	44	7	8	2	1
	45	564	154	148	90	84	12	12	7	8
	46	436	136	138	52	48	9	11	2	2
Brighton		33,216	9,999	9,627	4,066	4,126	632	695	435	449
Chili										
	01	594	105	102	124	130	35	39	3	4
	02	924	95	84	245	264	59	63	9	9
	03	840	151	132	177	193	40	45	6	6
	04	558	77	68	140	145	31	34	1	2
	05	680	131	126	143	146	32	34	4	3
	06	728	111	104	161	158	43	43	8	5
	07	462	108	88	90	95	14	13	6	2
	08	770	100	97	204	203	41	46	8	8
	09	694	114	117	158	152	38	39	5	3
	10	482	71	66	111	114	36	32	5	7
	11	782	128	119	185	184	35	37	4	4
	12	708	130	119	163	144	35	34	4	5
	13	1,034	150	138	255	259	64	70	6	8
	14	716	105	93	170	181	47	44	5	3
	15	616	108	105	137	139	35	34	2	3
	16	1,392	241	217	339	341	69	73	8	7
	17	1,682	255	243	416	415	93	98	11	7
	18	790	136	127	185	173	38	41	4	3
	19	676	137	123	155	151	26	24	1	2
	20	982	185	181	211	198	41	47	10	5
	21	516	94	89	120	118	21	21	4	2
	22	824	242	227	107	116	20	22	6	6
	23	578	108	103	129	125	31	31	4	3
	24	1,550	310	307	306	322	64	65	8	6
	25	640	166	153	99	98	19	16	7	7
	26	912	136	108	222	225	60	67	5	6
	27	688	134	132	147	145	30	40	3	3
	28	602	132	123	112	106	27	26	8	7
	29	474	85	77	102	94	21	25	6	6

FAMILY COURT JUDGE  
(VOTE FOR 2)  
DETAIL 1 OF 2

LEGISLATIVE DISTRICT OR TOWN	ELECTION DISTRICT	TOTAL VOTES	FATIMAT O	ZULEIKA Z	ALECIA J	NICOLE E	ALECIA J	NICOLE E	FATIMAT O	ZULEIKA Z
			REID	SHEPARD	MAZZO	BAYLY	MAZZO	BAYLY	REID	SHEPARD
			DEM	DEM	REP	REP	CON	CON	WOR	WOR
Chili										
	30	446	81	77	79	82	32	29	6	6
	31	686	134	139	141	132	29	31	7	6
	32	808	144	129	191	195	34	39	5	8
Chili		24,834	4,404	4,113	5,524	5,543	1,240	1,302	179	162
Clarkson										
	01	1,080	127	122	296	286	72	72	4	5
	02	156	17	17	41	43	10	10	1	1
	03	816	143	124	193	195	42	45	4	4
	04	1,202	120	119	357	354	75	75	6	5
	05	1,566	198	188	398	384	103	113	9	12
	06	708	110	106	161	159	40	41	5	4
Clarkson		5,528	715	676	1,446	1,421	342	356	29	31
East Rochester										
	01	750	146	135	145	155	25	23	7	8
	02	650	133	122	135	134	16	14	7	8
	03	618	104	100	137	131	31	26	5	4
	04	654	137	133	127	127	14	11	10	8
	05	596	132	119	93	94	22	24	3	5
	06	790	168	164	145	136	26	30	7	8
	07	634	129	126	126	118	25	30	8	6
East Rochester		4,692	949	899	908	895	159	158	47	47
Gates										
	01	426	102	97	71	67	20	24	3	5
	02	572	113	109	114	117	25	24	3	5
	03	590	125	113	118	113	24	28	5	5
	04	638	107	104	152	141	26	27	3	3
	05	760	149	134	174	156	27	29	3	4
	06	672	149	135	131	119	23	26	2	2
	07	1,290	193	186	322	307	55	60	8	8
	08	514	71	65	143	147	16	18	2	3
	09	754	163	173	145	138	23	19	3	4
	10	398	89	89	74	72	19	20	2	3
	11	488	78	78	111	108	18	21	8	8
	12	450	87	89	88	97	16	15	3	5
	13	660	113	109	149	144	27	26	7	2

FAMILY COURT JUDGE  
(VOTE FOR 2)  
DETAIL 1 OF 2

LEGISLATIVE DISTRICT OR TOWN	ELECTION DISTRICT	TOTAL VOTES	FATIMAT O REID	ZULEIKA Z SHEPARD	ALECIA J MAZZO	NICOLE E BAYLY	ALECIA J MAZZO	NICOLE E BAYLY	FATIMAT O REID	ZULEIKA Z SHEPARD
			DEM	DEM	REP	REP	CON	CON	WOR	WOR
Gates										
	14	498	83	89	120	110	11	12	4	3
	15	958	188	181	194	198	33	30	9	12
	16	530	121	116	93	96	26	26	2	0
	17	594	120	132	123	114	21	21	7	5
	18	722	108	104	167	155	46	54	3	4
	19	612	114	113	130	133	27	23	5	5
	20	630	131	119	121	125	24	28	0	2
	21	582	91	97	141	135	19	20	8	9
	22	482	90	87	103	104	25	29	3	1
	23	648	110	111	148	137	36	40	3	2
	24	1,292	269	258	263	248	51	60	11	14
	25	484	98	85	108	103	12	14	3	3
	26	826	120	115	218	213	33	36	6	7
	27	822	172	160	173	170	28	28	4	4
	28	484	102	93	112	113	12	11	3	4
	29	610	124	122	114	119	18	16	5	7
	30	412	67	68	101	91	17	21	0	1
	31	548	85	88	140	136	22	20	3	3
	32	684	125	130	142	148	34	34	5	6
	33	298	76	82	49	44	6	7	2	4
	34	628	106	103	148	148	23	23	6	7
	35	438	73	72	98	91	16	18	2	1
Gates		21,994	4,112	4,006	4,798	4,657	859	908	146	161
Greece										
	01	588	92	91	132	132	35	34	5	5
	02	816	106	107	197	187	50	52	8	9
	03	530	83	80	144	138	19	19	3	2
	04	512	86	88	124	114	25	28	2	2
	05	510	105	107	98	90	20	18	3	3
	06	456	90	85	95	95	22	20	5	6
	07	644	114	115	142	142	27	27	7	5
	08	590	97	97	132	133	19	19	4	3
	09	636	120	113	139	122	20	22	6	6
	10	542	104	106	114	104	22	24	5	4
	11	296	54	53	57	58	8	10	4	4

FAMILY COURT JUDGE  
(VOTE FOR 2)  
DETAIL 1 OF 2

LEGISLATIVE DISTRICT OR TOWN	ELECTION DISTRICT	TOTAL VOTES	FATIMAT O REID	ZULEIKA Z SHEPARD	ALECIA J MAZZO	NICOLE E BAYLY	ALECIA J MAZZO	NICOLE E BAYLY	FATIMAT O REID	ZULEIKA Z SHEPARD
			DEM	DEM	REP	REP	CON	CON	WOR	WOR
Greece										
	12	382	73	60	74	71	15	19	3	6
	13	536	95	82	110	110	29	28	5	4
	14	428	81	75	90	81	21	20	5	4
	15	570	82	82	157	154	25	21	2	1
	16	412	69	67	105	95	22	18	2	2
	17	878	139	148	231	214	35	34	4	1
	18	742	111	102	174	173	46	45	7	6
	19	500	81	86	109	103	17	19	6	4
	20	570	109	100	111	110	29	30	4	4
	21	538	84	82	107	113	40	33	11	8
	22	506	79	83	123	107	20	23	6	4
	23	906	158	148	198	194	42	36	6	8
	24	902	133	113	230	240	46	44	3	4
	25	650	130	119	132	125	28	29	7	6
	26	484	84	71	112	105	30	31	3	3
	27	1,086	216	209	213	191	57	63	9	10
	28	806	111	100	216	202	46	45	2	2
	29	662	122	111	161	154	30	31	3	4
	30	458	63	64	109	99	24	23	4	4
	31	528	86	82	120	117	28	32	6	5
	32	620	118	105	124	131	24	22	8	7
	33	800	97	100	209	193	46	45	6	6
	34	734	97	94	186	180	38	40	3	3
	35	634	93	75	151	148	35	37	10	11
	36	904	142	130	235	212	34	40	5	6
	37	478	79	76	115	104	25	29	1	0
	38	972	171	156	230	225	32	35	4	4
	39	442	83	80	93	89	26	24	3	3
	40	502	93	84	107	103	23	23	3	1
	41	730	125	119	168	155	36	40	4	8
	42	516	105	103	92	83	27	24	9	9
	43	726	100	97	184	182	42	43	2	6
	44	938	137	138	232	237	41	35	4	4
	45	1,072	133	131	307	291	56	58	2	2
	46	444	101	101	70	61	21	23	2	2



FAMILY COURT JUDGE  
(VOTE FOR 2)  
DETAIL 1 OF 2

LEGISLATIVE DISTRICT OR TOWN	ELECTION DISTRICT	TOTAL VOTES	FATIMAT O REID	ZULEIKA Z SHEPARD	ALECIA J MAZZO	NICOLE E BAYLY	ALECIA J MAZZO	NICOLE E BAYLY	FATIMAT O REID	ZULEIKA Z SHEPARD
			DEM	DEM	REP	REP	CON	CON	WOR	WOR
Greece										
	47	640	111	102	141	132	33	44	7	5
	48	470	77	69	113	107	15	19	0	1
	49	456	80	77	117	115	16	18	0	1
	50	632	102	107	143	132	32	31	2	2
	51	424	70	66	104	100	23	22	2	2
	52	848	134	128	216	214	34	36	7	3
	53	578	115	115	112	107	21	14	4	3
	54	776	111	113	193	190	49	45	2	2
	55	494	66	66	121	114	31	35	3	2
	56	762	126	113	177	178	33	35	6	4
	57	620	93	91	151	159	25	24	0	1
	58	856	134	133	223	212	33	35	5	5
	59	470	133	127	50	43	20	22	7	4
	60	544	96	100	125	112	19	20	5	3
	61	638	123	117	124	119	23	22	3	4
	62	854	176	174	165	160	47	49	5	5
	63	698	131	124	136	127	42	44	4	6
	64	556	99	101	124	124	21	22	3	3
	65	620	113	102	149	141	22	23	1	2
	66	392	72	70	89	84	12	15	4	3
	67	576	74	74	153	141	36	39	4	4
	68	776	123	117	184	173	52	50	4	3
	69	446	63	62	116	109	25	29	5	3
	70	1,862	243	245	517	511	79	80	7	10
	71	822	139	135	197	198	34	34	3	4
	72	972	148	133	256	239	45	48	4	4
	73	378	69	67	80	83	21	21	4	4
	74	636	136	126	114	112	24	24	3	6
	75	566	95	92	134	128	21	20	5	8
	76	570	66	59	166	164	29	28	4	5
	77	806	139	128	192	180	28	31	6	7
	78	452	74	66	114	108	18	19	3	4
	79	1,330	165	165	359	331	71	72	6	7
	80	922	126	124	244	227	45	47	3	5
	81	460	75	78	120	110	14	17	5	1

FAMILY COURT JUDGE  
(VOTE FOR 2)  
DETAIL 1 OF 2

LEGISLATIVE DISTRICT OR TOWN	ELECTION DISTRICT	TOTAL VOTES	FATIMAT O REID	ZULEIKA Z SHEPARD	ALECIA J MAZZO	NICOLE E BAYLY	ALECIA J MAZZO	NICOLE E BAYLY	FATIMAT O REID	ZULEIKA Z SHEPARD
			DEM	DEM	REP	REP	CON	CON	WOR	WOR
Greece										
	82	770	166	169	129	116	21	26	10	8
	83	368	68	65	72	82	18	14	2	7
	84	788	127	123	190	176	37	32	5	6
	85	858	136	130	201	195	45	44	9	9
	86	858	111	98	238	226	42	44	1	0
	87	620	110	94	124	133	33	32	4	4
	88	800	138	134	196	187	37	35	5	4
	89	590	89	83	153	142	27	25	1	3
	90	854	102	102	211	218	49	48	5	4
	91	1,262	186	175	340	317	60	62	4	2
	92	1,076	193	187	238	220	43	41	8	9
	93	906	164	160	205	194	28	32	6	7
	94	784	127	117	192	194	37	38	4	5
	95	512	103	103	110	102	15	15	4	2
	96	860	187	173	176	173	39	41	5	3
	97	1,360	207	192	342	329	68	70	3	1
	98	1,150	200	188	264	254	43	50	6	6
	99	752	89	80	211	208	36	36	4	4
	100	1,032	148	155	267	258	43	48	4	4
	101	474	57	62	130	122	24	21	2	2
	102	1,100	161	153	284	269	40	43	4	4
	103	848	112	118	209	200	56	56	3	4
	104	598	106	96	141	134	22	21	3	3
	105	916	117	115	248	245	51	55	2	5
	106	668	78	70	191	191	30	36	2	2
	107	592	75	69	168	160	25	31	0	0
	108	552	72	75	145	136	32	31	0	0
	109	1,026	161	163	229	226	55	48	3	4
Greece		<u>76,052</u>	<u>12,318</u>	<u>11,830</u>	<u>18,082</u>	<u>17,358</u>	<u>3,552</u>	<u>3,624</u>	<u>461</u>	<u>459</u>
Hamlin										
	01	696	111	109	154	164	37	39	6	6
	02	792	91	85	213	213	48	50	5	5
	03	778	83	84	232	208	38	42	4	6
	04	544	42	45	163	160	34	37	6	5
	05	676	82	79	184	172	37	41	4	6

FAMILY COURT JUDGE  
(VOTE FOR 2)  
DETAIL 1 OF 2

LEGISLATIVE DISTRICT OR TOWN	ELECTION DISTRICT	TOTAL VOTES	FATIMAT O REID	ZULEIKA Z SHEPARD	ALECIA J MAZZO	NICOLE E BAYLY	ALECIA J MAZZO	NICOLE E BAYLY	FATIMAT O REID	ZULEIKA Z SHEPARD
			DEM	DEM	REP	REP	CON	CON	WOR	WOR
Hamlin	06	572	76	73	144	144	35	34	3	2
	07	956	121	111	268	259	50	56	6	4
	08	474	59	58	122	111	31	32	4	5
	09	432	45	49	138	132	16	16	1	0
	10	826	95	80	239	233	42	45	5	4
Hamlin		6,746	805	773	1,857	1,796	368	392	44	43
Henrietta	01	918	183	174	195	195	30	34	8	7
	02	700	133	125	135	139	30	30	9	13
	03	394	117	118	50	46	6	6	5	7
	04	856	241	223	127	124	19	17	4	7
	05	712	147	146	137	140	34	40	6	5
	06	668	125	116	140	137	31	32	8	8
	07	628	128	124	124	120	28	32	2	2
	08	700	142	141	142	139	18	21	9	9
	09	560	149	147	100	96	16	17	2	3
	10	726	146	148	152	145	26	27	8	5
	11	634	169	160	105	101	15	18	6	7
	12	664	128	121	137	127	34	31	4	6
	13	1,270	347	322	182	189	45	52	10	10
	14	630	148	157	105	104	22	23	5	7
	15	974	222	213	174	180	30	34	8	8
	16	496	113	114	95	87	15	16	4	5
	17	818	168	164	147	154	36	41	9	8
	18	912	198	206	163	161	46	47	5	4
	19	652	126	123	136	134	25	26	10	10
	20	1,190	278	264	220	215	41	46	9	8
	21	550	108	113	112	101	28	30	8	7
	22	1,106	250	244	212	197	49	50	7	7
	23	708	170	162	116	114	19	22	9	8
	24	844	206	205	150	138	25	29	10	8
	25	672	112	111	140	142	39	36	4	3
	26	1,450	268	255	327	329	62	63	5	7
	27	1,190	253	237	239	232	46	50	2	6
	28	918	170	156	205	190	47	47	4	4

FAMILY COURT JUDGE  
(VOTE FOR 2)  
DETAIL 1 OF 2

LEGISLATIVE DISTRICT OR TOWN	ELECTION DISTRICT	TOTAL VOTES	FATIMAT O REID	ZULEIKA Z SHEPARD	ALECIA J MAZZO	NICOLE E BAYLY	ALECIA J MAZZO	NICOLE E BAYLY	FATIMAT O REID	ZULEIKA Z SHEPARD
			DEM	DEM	REP	REP	CON	CON	WOR	WOR
Henrietta										
	29	2,426	593	594	413	410	83	83	15	17
	30	1,674	453	424	259	254	56	60	10	13
	31	460	129	119	59	66	19	20	3	2
	32	1,144	298	287	183	190	35	34	6	6
	33	524	102	109	106	108	17	18	8	11
	34	468	111	115	83	77	10	10	7	7
	35	1,014	204	183	224	224	40	42	5	7
		<u>30,250</u>	<u>6,835</u>	<u>6,620</u>	<u>5,594</u>	<u>5,505</u>	<u>1,122</u>	<u>1,184</u>	<u>234</u>	<u>252</u>
Henrietta										
Irondequoit										
	01	1,058	266	256	181	174	29	34	12	9
	02	542	109	113	99	97	21	20	4	5
	03	820	167	167	160	148	26	30	7	8
	04	360	72	68	73	75	12	11	2	2
	05	676	173	167	104	109	18	17	6	7
	06	1,130	281	269	184	184	35	37	20	17
	07	960	216	214	176	157	40	41	12	11
	08	754	141	137	166	155	25	28	6	6
	09	678	138	137	156	138	17	22	6	3
	10	698	148	148	138	115	35	35	4	2
	11	406	98	89	71	69	16	14	2	2
	12	636	164	150	85	85	19	18	12	12
	13	940	264	259	146	120	24	24	11	10
	14	958	207	191	173	172	44	48	7	8
	15	890	196	179	177	174	31	34	3	4
	16	1,206	266	268	222	214	37	39	10	8
	17	478	115	111	76	80	15	13	7	8
	18	736	167	162	138	139	25	25	0	2
	19	904	263	252	107	93	23	25	12	12
	20	666	151	145	135	113	21	22	6	6
	21	738	178	182	113	117	29	28	7	4
	22	782	180	175	134	146	30	32	9	9
	23	676	180	169	105	104	18	19	6	5
	24	646	161	157	103	89	32	35	5	5
	25	696	156	148	137	133	26	28	5	4
	26	500	136	137	79	75	12	9	1	5

FAMILY COURT JUDGE  
(VOTE FOR 2)  
DETAIL 1 OF 2

LEGISLATIVE DISTRICT OR TOWN	ELECTION DISTRICT	TOTAL VOTES	FATIMAT O REID	ZULEIKA Z SHEPARD	ALECIA J MAZZO	NICOLE E BAYLY	ALECIA J MAZZO	NICOLE E BAYLY	FATIMAT O REID	ZULEIKA Z SHEPARD
			DEM	DEM	REP	REP	CON	CON	WOR	WOR
Irondequoit	27	480	95	95	95	92	19	20	2	2
	28	590	95	102	136	137	25	23	0	4
	29	592	126	136	115	103	20	17	5	7
	30	650	141	136	132	127	21	23	5	4
	31	946	240	240	151	151	32	34	12	13
	32	748	199	188	117	110	21	23	9	15
	33	518	112	106	100	93	26	27	7	7
	34	1,042	193	186	249	235	28	34	10	8
	35	532	128	127	79	75	17	15	8	7
	36	436	116	114	54	52	12	14	8	6
	37	526	99	100	106	105	18	21	4	2
	38	408	100	100	67	60	4	5	9	6
	39	178	39	39	41	39	2	2	1	1
	40	396	89	88	66	65	13	16	4	5
	41	682	155	153	96	97	24	28	5	8
	42	740	145	138	161	150	24	31	9	13
	43	612	159	152	90	85	23	24	11	9
	44	1,202	224	221	264	236	38	37	18	16
	45	504	106	111	91	81	23	21	2	3
	46	656	120	120	145	137	19	18	5	4
	47	270	53	53	64	63	7	6	3	3
	48	652	127	118	130	124	23	20	7	7
	49	922	192	191	194	182	30	30	5	7
	50	522	140	135	85	82	12	14	4	4
	51	844	181	183	162	149	39	30	7	7
	52	820	213	190	144	134	14	17	9	9
	53	622	129	136	123	110	13	15	2	3
	54	220	52	49	39	40	11	9	1	1
	55	794	214	213	106	104	25	28	11	9
	56	548	149	134	100	95	7	8	3	4
	57	968	213	207	190	178	30	29	8	8
	58	810	193	195	136	122	34	35	5	4
	59	618	136	132	118	105	21	27	5	5
	60	652	139	131	121	117	29	32	1	1
	61	898	208	202	167	145	33	36	6	10

FAMILY COURT JUDGE  
(VOTE FOR 2)  
DETAIL 1 OF 2

LEGISLATIVE DISTRICT OR TOWN	ELECTION DISTRICT	TOTAL VOTES	FATIMAT O REID	ZULEIKA Z SHEPARD	ALECIA J MAZZO	NICOLE E BAYLY	ALECIA J MAZZO	NICOLE E BAYLY	FATIMAT O REID	ZULEIKA Z SHEPARD
			DEM	DEM	REP	REP	CON	CON	WOR	WOR
Irondequoit										
	62	724	168	165	130	121	24	28	7	10
	63	600	132	116	120	106	19	23	8	7
	64	274	90	92	20	20	3	4	3	3
	65	518	135	132	81	74	14	15	2	4
	66	356	115	118	39	35	5	2	3	1
	67	510	104	98	105	92	7	11	5	7
	68	588	147	147	106	99	15	12	6	4
Irondequoit		45,702	10,504	10,239	8,273	7,802	1,484	1,552	427	432
Mendon										
	01	1,282	256	241	282	268	56	55	7	5
	02	1,132	267	246	200	198	39	41	11	12
	03	1,258	234	228	280	273	68	68	9	10
	04	914	198	192	173	166	31	29	9	12
	05	1,184	224	218	245	248	64	66	9	10
	06	1,202	228	216	257	250	63	63	12	11
	07	1,294	229	224	310	303	62	63	7	6
	08	494	117	110	92	89	22	22	3	3
	09	968	199	174	210	201	41	42	6	8
Mendon		9,728	1,952	1,849	2,049	1,996	446	449	73	77
Ogden										
	01	770	131	119	174	171	46	44	6	7
	02	802	104	94	199	204	44	48	6	7
	03	1,234	176	171	335	325	45	52	8	8
	04	742	100	86	195	194	51	48	5	6
	05	748	86	84	198	204	38	41	3	3
	06	992	160	153	238	239	49	48	5	6
	07	544	59	62	146	142	35	35	4	3
	08	940	133	132	242	241	47	43	2	1
	09	760	128	116	165	165	43	44	5	4
	10	820	111	100	201	208	50	56	8	8
	11	892	112	102	231	227	59	54	2	2
	12	1,032	120	121	289	276	51	57	10	3
	13	834	130	115	202	201	43	44	5	3
	14	698	89	86	186	197	39	43	2	1
	15	1,064	144	129	282	277	57	55	3	2

FAMILY COURT JUDGE  
(VOTE FOR 2)  
DETAIL 1 OF 2

LEGISLATIVE DISTRICT OR TOWN	ELECTION DISTRICT	TOTAL VOTES	FATIMAT O REID	ZULEIKA Z SHEPARD	ALECIA J MAZZO	NICOLE E BAYLY	ALECIA J MAZZO	NICOLE E BAYLY	FATIMAT O REID	ZULEIKA Z SHEPARD
			DEM	DEM	REP	REP	CON	CON	WOR	WOR
Ogden	16	522	50	45	162	165	30	33	1	1
	17	746	99	100	206	204	30	30	2	2
	18	1,108	199	176	248	248	59	60	15	17
	19	950	134	129	249	237	57	56	3	1
	20	978	107	107	256	246	74	75	9	9
Ogden		17,176	2,372	2,227	4,404	4,371	947	966	104	94
Parma	01	962	122	123	259	249	55	58	1	0
	02	1,056	125	123	293	282	61	57	6	7
	03	824	99	104	217	206	43	43	3	4
	04	810	70	63	238	235	50	48	6	3
	05	614	62	64	178	180	34	34	2	2
	06	408	30	31	114	114	25	27	2	3
	07	808	80	77	223	218	51	54	6	6
	08	1,118	135	137	309	292	56	53	2	3
	09	912	102	95	247	244	60	60	6	5
	10	874	93	91	239	229	74	68	3	5
	11	976	130	123	246	233	60	63	4	3
	12	988	158	140	248	250	36	36	4	4
	13	1,482	144	140	436	429	76	82	3	2
	14	712	107	107	168	156	32	34	6	8
	15	988	92	91	283	278	52	54	12	13
Parma		13,532	1,549	1,509	3,698	3,595	765	771	66	68
Penfield	01	412	92	91	81	81	17	16	1	1
	02	824	196	191	151	143	29	29	2	3
	03	778	136	124	198	192	28	31	6	6
	04	1,132	165	157	277	278	75	73	4	4
	05	920	195	198	179	166	41	40	7	7
	06	698	111	104	177	173	28	27	7	5
	07	792	168	160	144	139	34	37	3	4
	08	552	92	86	132	129	21	21	6	3
	09	1,022	281	275	156	164	34	29	5	4
	10	634	143	134	120	120	24	21	4	5
	11	548	117	106	116	126	12	11	1	3

FAMILY COURT JUDGE  
(VOTE FOR 2)  
DETAIL 1 OF 2

LEGISLATIVE DISTRICT OR TOWN	ELECTION DISTRICT	TOTAL VOTES	FATIMAT O REID	ZULEIKA Z SHEPARD	ALECIA J MAZZO	NICOLE E BAYLY	ALECIA J MAZZO	NICOLE E BAYLY	FATIMAT O REID	ZULEIKA Z SHEPARD
			DEM	DEM	REP	REP	CON	CON	WOR	WOR
Penfield										
	12	860	197	196	156	158	28	32	10	8
	13	1,214	255	259	254	233	41	41	4	4
	14	1,050	129	130	281	268	67	67	7	9
	15	1,274	270	267	268	253	38	41	7	12
	16	386	70	67	84	81	13	13	6	5
	17	892	191	181	179	183	35	33	7	5
	18	646	144	135	132	141	12	17	4	7
	19	1,260	257	257	268	257	40	38	9	12
	20	960	166	160	212	202	44	46	2	2
	21	976	233	219	175	178	26	21	12	16
	22	876	215	200	143	149	36	39	6	5
	23	1,118	239	222	237	221	43	47	10	9
	24	1,120	200	196	254	252	51	52	7	6
	25	710	126	106	167	165	34	38	1	2
	26	522	99	95	114	112	17	19	1	1
	27	922	196	182	189	185	41	46	6	10
	28	700	164	157	115	109	34	35	9	10
	29	1,098	258	249	212	202	30	34	11	11
	30	1,548	303	296	341	351	68	69	6	2
	31	506	109	102	106	110	17	16	0	2
	32	586	143	139	109	107	13	12	1	2
	33	764	154	147	135	145	44	48	3	3
	34	806	130	126	204	197	32	32	3	3
	35	1,274	303	287	240	241	39	38	4	5
	36	874	205	192	164	171	28	26	8	6
	37	1,526	247	239	406	389	46	55	3	5
	38	584	103	94	149	141	23	21	4	4
	39	654	124	122	149	144	23	25	4	5
	40	1,130	233	232	261	257	34	33	3	4
	41	1,178	190	172	301	311	43	47	4	4
	42	798	135	118	192	190	31	37	3	4
Penfield		37,124	7,484	7,170	7,928	7,814	1,414	1,453	211	228
Perinton										
	01	1,394	283	275	300	297	64	62	9	4
	02	1,064	252	240	203	203	39	37	7	5



FAMILY COURT JUDGE  
(VOTE FOR 2)  
DETAIL 1 OF 2

LEGISLATIVE DISTRICT OR TOWN	ELECTION DISTRICT	TOTAL VOTES	FATIMAT O REID	ZULEIKA Z SHEPARD	ALECIA J MAZZO	NICOLE E BAYLY	ALECIA J MAZZO	NICOLE E BAYLY	FATIMAT O REID	ZULEIKA Z SHEPARD
			DEM	DEM	REP	REP	CON	CON	WOR	WOR
Perinton										
	03	720	136	128	171	172	26	29	3	3
	04	806	183	186	148	147	30	31	5	4
	05	494	119	117	85	84	16	17	1	2
	06	784	210	189	125	127	21	20	3	3
	07	974	213	202	181	182	34	37	5	9
	08	844	186	168	170	174	32	32	3	5
	09	1,126	216	209	253	252	47	53	6	6
	10	1,008	232	213	177	183	41	39	10	6
	11	582	119	112	101	112	28	30	9	8
	12	818	179	179	152	153	33	36	6	6
	13	724	135	135	174	181	31	27	2	2
	14	872	174	161	181	179	35	33	5	3
	15	864	184	174	175	166	21	23	7	6
	16	650	144	142	134	126	22	23	6	4
	17	882	204	199	168	167	28	31	6	5
	18	860	188	171	170	167	37	38	5	3
	19	768	144	141	173	161	31	33	8	8
	20	784	158	140	174	174	31	27	4	5
	21	1,032	210	204	208	199	31	36	11	10
	22	612	127	116	126	123	22	23	8	8
	23	1,276	285	265	263	251	39	41	14	12
	24	1,380	259	258	326	323	44	44	6	3
	25	696	171	170	106	101	20	22	12	8
	26	886	178	157	206	203	35	37	3	4
	27	726	138	136	170	169	29	32	4	4
	28	676	129	115	148	146	28	31	8	5
	29	522	117	115	105	104	17	19	6	5
	30	858	168	166	185	177	27	26	6	9
	31	930	195	187	199	193	27	33	7	8
	32	720	167	167	133	128	27	29	6	9
	33	940	230	227	170	172	29	30	10	9
	34	1,122	225	217	251	248	39	45	3	6
	35	722	155	145	143	145	31	33	9	9
	36	540	134	128	103	100	13	13	6	7
	37	870	186	185	184	182	29	31	9	10

FAMILY COURT JUDGE  
(VOTE FOR 2)  
DETAIL 1 OF 2

LEGISLATIVE DISTRICT OR TOWN	ELECTION DISTRICT	TOTAL VOTES	FATIMAT O REID	ZULEIKA Z SHEPARD	ALECIA J MAZZO	NICOLE E BAYLY	ALECIA J MAZZO	NICOLE E BAYLY	FATIMAT O REID	ZULEIKA Z SHEPARD
			DEM	DEM	REP	REP	CON	CON	WOR	WOR
Perinton										
	38	1,220	274	250	238	226	35	35	9	4
	39	1,108	202	190	272	255	44	41	3	2
	40	644	128	119	135	140	23	23	13	12
	41	562	105	108	114	106	29	32	2	1
	42	856	190	179	176	176	28	33	4	6
	43	1,550	300	276	367	369	45	49	11	12
	44	732	157	145	149	153	28	25	4	2
	45	1,552	326	289	346	355	58	61	4	6
	46	498	113	109	88	95	18	19	5	6
	47	966	200	187	203	191	37	43	6	7
	48	658	143	140	127	125	22	22	9	8
	49	692	134	127	163	148	32	40	2	1
	50	296	85	80	32	28	7	9	6	8
	51	1,064	169	155	269	274	46	50	8	7
	52	984	232	227	199	175	26	31	2	2
	53	702	175	165	128	121	21	22	4	3
	54	1,554	278	276	399	391	48	50	8	6
	55	896	166	159	238	221	22	26	4	5
	56	1,384	257	244	324	320	63	61	6	3
Perinton		49,444	10,367	9,864	10,408	10,240	1,766	1,855	348	324
Pittsford										
	01	720	189	186	113	118	19	17	10	10
	02	756	222	224	99	99	17	18	8	10
	03	1,192	274	267	241	239	30	30	3	3
	04	1,064	263	268	205	201	22	21	1	2
	05	672	202	184	99	100	14	18	7	7
	06	608	185	177	73	79	6	6	10	7
	07	406	104	102	74	71	11	12	3	3
	08	798	174	169	165	171	27	27	3	1
	09	852	188	183	174	171	24	23	9	6
	10	1,176	252	238	252	243	41	42	5	4
	11	670	141	129	142	141	27	29	4	7
	12	920	227	217	182	180	19	23	4	3
	13	592	140	128	103	99	21	23	12	9
	14	1,036	241	235	215	208	32	30	5	7

FAMILY COURT JUDGE  
(VOTE FOR 2)  
DETAIL 1 OF 2

LEGISLATIVE DISTRICT OR TOWN	ELECTION DISTRICT	TOTAL VOTES	FATIMAT O REID	ZULEIKA Z SHEPARD	ALECIA J MAZZO	NICOLE E BAYLY	ALECIA J MAZZO	NICOLE E BAYLY	FATIMAT O REID	ZULEIKA Z SHEPARD
			DEM	DEM	REP	REP	CON	CON	WOR	WOR
Pittsford										
	15	658	170	161	104	100	8	10	8	10
	16	734	186	178	122	131	20	17	5	6
	17	1,068	301	282	162	162	29	31	7	11
	18	688	188	180	115	111	10	13	9	6
	19	512	95	85	112	109	34	35	0	1
	20	876	222	209	146	149	32	31	6	6
	21	874	244	242	133	131	26	25	8	7
	22	1,010	255	258	185	190	33	34	3	3
	23	740	145	139	170	158	29	32	4	6
	24	1,000	229	230	202	199	29	26	5	5
	25	1,060	254	250	199	195	37	33	3	3
	26	806	163	168	157	170	27	26	10	10
	27	774	219	214	129	126	18	26	6	7
	28	786	209	202	147	142	13	13	5	7
	29	818	182	159	176	178	24	32	5	3
	30	818	218	210	149	159	20	22	2	3
	31	992	233	226	192	192	20	26	4	4
	32	952	250	246	166	161	19	22	4	4
	33	1,378	329	311	271	264	36	39	10	11
	34	1,424	383	362	260	268	25	28	5	4
Pittsford		29,430	7,277	7,019	5,434	5,415	799	840	193	196
Riga										
	01	1,292	183	160	322	311	87	92	11	11
	02	982	116	111	260	262	65	68	9	10
	03	786	117	107	205	208	32	36	3	5
	04	842	75	77	254	246	44	45	1	2
	05	872	77	81	275	273	45	44	6	7
	06	776	65	60	216	223	71	66	4	4
Riga		5,550	633	596	1,532	1,523	344	351	34	39
Rush										
	01	1,074	184	183	247	238	56	58	9	11
	02	702	80	77	193	188	38	37	5	3
	03	1,022	193	193	215	212	45	49	11	13
	04	1,044	175	180	242	237	55	55	7	7
Rush		3,842	632	633	897	875	194	199	32	34

FAMILY COURT JUDGE  
(VOTE FOR 2)  
DETAIL 1 OF 2

LEGISLATIVE DISTRICT OR TOWN	ELECTION DISTRICT	TOTAL VOTES	FATIMAT O REID	ZULEIKA Z SHEPARD	ALECIA J MAZZO	NICOLE E BAYLY	ALECIA J MAZZO	NICOLE E BAYLY	FATIMAT O REID	ZULEIKA Z SHEPARD
			DEM	DEM	REP	REP	CON	CON	WOR	WOR
Sweden										
	01	826	148	138	189	189	37	34	7	4
	02	480	132	126	60	60	11	14	5	5
	03	910	183	188	165	169	39	42	11	11
	04	938	186	173	189	190	42	40	6	9
	05	214	62	62	32	29	5	6	2	2
	06	698	144	134	137	136	37	38	3	6
	07	730	139	127	160	156	36	34	1	2
	08	778	109	110	187	181	56	54	3	0
	09	732	147	145	157	152	33	29	2	4
	10	1,116	119	113	288	284	87	87	7	6
	11	278	66	63	49	47	7	10	5	4
	12	760	105	102	197	190	51	55	1	0
Sweden		8,460	1,540	1,481	1,810	1,783	441	443	53	53
Webster										
	01	822	145	140	183	165	45	42	9	6
	02	1,224	287	260	225	216	31	34	16	18
	03	1,052	206	202	235	215	43	45	5	8
	04	442	86	72	98	97	15	16	5	7
	05	898	149	157	221	206	33	36	8	10
	06	672	133	126	150	150	23	22	2	2
	07	930	170	161	210	200	41	39	9	11
	08	794	133	122	191	186	30	38	5	5
	09	836	122	118	215	199	46	53	3	5
	10	1,874	322	316	453	425	77	79	6	5
	11	964	165	161	232	225	43	43	2	4
	12	1,120	182	171	280	271	51	54	4	4
	13	810	139	149	193	175	36	36	6	6
	14	772	153	147	166	161	29	28	7	7
	15	638	110	108	144	134	27	26	7	9
	16	1,148	235	233	245	231	46	42	8	7
	17	764	101	102	213	186	43	43	1	2
	18	614	122	116	136	138	20	21	6	6
	19	1,320	215	211	346	323	55	56	9	8
	20	1,288	187	181	336	328	61	58	7	9
	21	1,014	167	167	242	232	44	51	8	5

FAMILY COURT JUDGE  
(VOTE FOR 2)  
DETAIL 1 OF 2

LEGISLATIVE DISTRICT OR TOWN	ELECTION DISTRICT	TOTAL VOTES	FATIMAT O REID	ZULEIKA Z SHEPARD	ALECIA J MAZZO	NICOLE E BAYLY	ALECIA J MAZZO	NICOLE E BAYLY	FATIMAT O REID	ZULEIKA Z SHEPARD
			DEM	DEM	REP	REP	CON	CON	WOR	WOR
Webster										
	22	908	152	138	215	206	53	52	6	6
	23	728	131	135	160	151	35	32	6	6
	24	2,202	377	352	516	505	114	112	5	5
	25	414	75	77	100	89	23	21	0	0
	26	886	177	182	183	168	39	39	3	3
	27	1,460	271	267	350	329	61	63	4	4
	28	862	145	146	214	199	44	41	5	6
	29	566	129	121	115	104	24	21	0	2
	30	572	144	134	98	96	16	18	1	1
	31	988	135	147	261	232	47	52	7	5
	32	1,182	171	182	315	303	59	60	4	4
	33	862	154	146	209	208	34	37	3	1
	34	476	75	76	123	119	19	16	1	2
	35	622	108	110	139	130	48	43	3	4
	36	740	148	139	169	163	34	29	1	3
	37	1,494	267	262	358	355	46	50	15	12
	38	936	189	172	215	203	30	33	3	2
	39	840	185	173	175	169	29	29	2	3
	40	1,852	374	352	419	404	57	58	9	5
	41	1,226	208	211	289	272	66	55	7	5
	42	980	167	164	235	220	44	47	7	4
	43	740	137	136	177	175	26	26	5	6
Webster		41,532	7,448	7,242	9,749	9,263	1,787	1,796	230	233
Wheatland										
	01	826	128	108	165	222	39	42	14	12
	02	830	87	91	214	224	46	48	6	6
	03	994	163	146	195	247	50	59	10	8
	04	842	158	146	167	182	37	45	5	2
	05	960	108	98	247	278	62	67	5	5
Wheatland		4,452	644	589	988	1,153	234	261	40	33
TOWNS		469,284	92,539	88,962	99,445	97,131	18,895	19,555	3,386	3,415
GRAND TOTAL:		575,300	127,103	122,992	107,461	104,972	20,471	21,184	5,012	5,097

FAMILY COURT JUDGE  
(VOTE FOR 2)  
DETAIL 2 OF 2

LEGISLATIVE DISTRICT OR TOWN	ELECTION DISTRICT	TOTAL VOTES	ALECIA J MAZZO	NICOLE E BAYLY	FATIMAT O REID	ZULEIKA Z SHEPARD	ALECIA J MAZZO	NICOLE E BAYLY	SCATTER	BLANK AND VOID
			IND	IND	WEP	WEP	REF	REF		
Leg. Dist. 07										
	01	876	14	15	4	5	1	2	0	84
	02	544	6	5	2	4	3	2	0	62
Leg. Dist. 07		1,420	20	20	6	9	4	4	0	146
Leg. Dist. 16										
	01	24	0	0	0	0	0	0	0	2
Leg. Dist. 16		24	0	0	0	0	0	0	0	2
Leg. Dist. 21										
	01	616	7	9	7	7	1	1	2	42
	02	564	6	7	9	8	1	2	0	34
	03	328	2	2	1	0	2	1	0	37
	04	348	3	4	0	0	3	1	0	58
	05	394	5	6	7	6	1	0	0	14
	06	662	4	5	7	8	3	2	2	61
	07	926	16	12	8	6	1	3	0	86
	08	284	2	3	4	3	1	0	0	20
	09	850	3	4	12	12	0	1	2	37
	10	904	10	12	6	4	2	2	0	75
	11	480	1	3	3	2	0	0	0	77
	12	1,252	11	16	11	9	3	3	0	104
	13	424	5	4	8	5	2	1	0	37
	14	318	2	0	1	4	1	1	0	17
	15	744	15	11	2	3	1	2	0	73
	16	234	1	1	1	1	0	0	0	34
	17/26	750	11	10	3	5	2	2	0	68
	18	400	3	1	1	2	0	0	0	53
	19	256	3	1	0	0	0	0	0	40
	20	354	3	5	6	5	0	1	0	24
	21	444	1	1	1	2	1	0	0	56
	22	504	5	3	2	1	0	0	0	94
	23	466	1	3	1	2	0	1	0	47
	24	846	9	14	11	7	3	6	2	55
	25	406	5	5	1	1	0	0	0	48
	27	288	2	2	0	1	1	0	0	31
Leg. Dist. 21		14,042	136	144	113	104	29	30	8	1,322

FAMILY COURT JUDGE  
(VOTE FOR 2)  
DETAIL 2 OF 2

LEGISLATIVE DISTRICT OR TOWN	ELECTION DISTRICT	TOTAL VOTES	ALECIA J MAZZO	NICOLE E BAYLY	FATIMAT O REID	ZULEIKA Z SHEPARD	ALECIA J MAZZO	NICOLE E BAYLY	SCATTER	BLANK AND VOID
			IND	IND	WEP	WEP	REF	REF		
Leg. Dist. 22										
	01	574	1	1	2	1	2	0	0	89
	02/13	308	1	1	0	1	0	1	0	63
	03	330	3	2	2	0	1	0	0	111
	04	210	1	1	0	0	0	0	0	25
	05	274	0	1	2	0	0	0	0	55
	06	374	1	0	1	1	0	0	0	65
	07	186	0	0	0	1	0	0	0	52
	08	380	0	0	1	2	0	2	0	54
	09	218	0	0	0	1	0	0	0	34
	10	268	0	0	1	2	0	0	0	35
	11	512	3	1	7	4	0	1	0	86
	12	246	1	1	2	2	0	0	0	32
	14	320	1	1	1	1	0	0	0	41
	15	360	0	1	0	2	0	0	0	53
	16	130	0	0	0	0	0	0	0	15
	17	156	1	0	0	0	0	0	0	35
	18	216	0	0	0	2	1	0	0	40
	19	202	1	1	2	1	0	1	0	29
	20	394	1	2	0	0	0	0	0	58
	21	214	0	0	2	1	0	0	0	46
	22	408	3	2	1	4	1	0	0	52
	23	224	0	0	0	1	0	0	0	29
	24	150	2	2	0	0	0	0	0	11
	25	904	8	5	8	7	1	1	0	104
	26/25-19	530	2	3	5	6	2	1	0	40
	27	402	1	6	6	4	0	0	0	53
Leg. Dist. 22		8,490	31	31	43	44	8	7	0	1,307
Leg. Dist. 23										
	01	336	4	4	2	3	1	1	0	17
	02	602	4	4	10	11	1	2	0	56
	03	432	4	5	10	10	3	4	0	32
	04	842	8	8	12	11	1	2	0	46
	05	402	4	5	4	4	1	2	0	22
	06	366	7	6	1	2	0	0	0	25
	07	710	2	9	7	6	2	2	1	42

FAMILY COURT JUDGE  
(VOTE FOR 2)  
DETAIL 2 OF 2

LEGISLATIVE DISTRICT OR TOWN	ELECTION DISTRICT	TOTAL VOTES	ALECIA J MAZZO	NICOLE E BAYLY	FATIMAT O REID	ZULEIKA Z SHEPARD	ALECIA J MAZZO	NICOLE E BAYLY	SCATTER	BLANK AND VOID
			IND	IND	WEP	WEP	REF	REF		
Leg. Dist. 23										
	08	688	6	3	3	3	2	0	0	40
	09	460	6	4	5	4	0	0	0	25
	10	540	5	6	4	4	1	1	2	24
	11	624	5	9	6	6	2	3	0	39
	12	748	10	6	5	5	1	2	0	42
	13	638	4	7	5	4	1	0	0	64
	14	624	1	3	6	6	0	0	0	40
	15	480	2	3	7	5	1	1	0	31
	16	306	2	3	1	3	3	1	0	19
	17	840	4	7	15	14	2	2	0	86
	18	1,240	19	21	9	8	2	3	0	117
	19	650	8	15	5	7	3	3	1	59
	20	726	14	14	7	8	0	3	0	48
	21	592	5	7	3	2	0	1	2	37
	22	544	5	3	7	5	0	0	0	32
	23	390	1	7	5	3	3	4	0	26
	24	600	10	9	9	7	1	2	0	52
	25	904	10	14	9	7	4	5	0	72
	26	1,006	13	15	7	8	5	4	0	86
	27	492	9	11	7	5	1	3	0	22
	28	758	8	9	13	11	2	2	0	56
	29	96	0	0	3	2	1	1	2	8
Leg. Dist. 23		17,636	180	217	187	174	44	54	8	1,265
Leg. Dist. 24										
	01	786	6	6	15	16	2	3	0	52
	02/22	620	2	4	9	8	0	1	0	24
	03/23	604	7	5	6	6	0	2	0	38
	04	888	6	7	19	15	1	4	0	71
	05/24	668	7	9	6	5	5	5	0	40
	06	502	3	3	4	8	3	3	0	29
	07/19	464	3	8	5	4	4	4	0	32
	08	538	2	3	6	6	1	1	0	18
	09	416	4	3	8	6	1	2	1	25
	10	846	2	4	18	17	2	1	1	53
	11/12	396	1	2	3	5	0	0	0	42



FAMILY COURT JUDGE  
(VOTE FOR 2)  
DETAIL 2 OF 2

LEGISLATIVE DISTRICT OR TOWN	ELECTION DISTRICT	TOTAL VOTES	ALECIA J MAZZO	NICOLE E BAYLY	FATIMAT O REID	ZULEIKA Z SHEPARD	ALECIA J MAZZO	NICOLE E BAYLY	SCATTER	BLANK AND VOID
			IND	IND	WEP	WEP	REF	REF		
Leg. Dist. 24										
	13	726	7	6	13	12	2	2	0	49
	14/21	928	6	9	18	17	3	3	0	67
	15	746	5	4	6	3	4	0	0	89
	16	736	0	2	8	12	3	1	0	58
	17	168	1	1	0	0	0	0	0	15
	18	690	7	9	7	8	0	2	0	26
	20	142	0	0	2	3	0	0	0	7
Leg. Dist. 24		10,864	69	85	153	151	31	34	2	735
Leg. Dist. 25										
	01	792	4	6	2	3	0	0	0	51
	02	484	3	2	1	1	1	2	0	75
	03	622	4	5	2	3	0	1	0	87
	04/24	382	1	2	1	1	0	0	0	66
	05	476	1	2	0	1	0	0	0	92
	06	500	1	1	6	6	3	3	0	35
	07	578	1	2	0	0	0	0	0	102
	08	536	2	1	0	0	0	0	0	78
	09	214	1	2	0	0	1	0	0	37
	10	584	4	4	6	6	0	0	0	100
	11	248	1	0	0	1	1	1	0	33
	12/28	628	2	2	9	11	3	2	0	36
	13	438	2	3	1	1	0	0	0	66
	14	342	2	1	6	6	1	2	0	19
	15	372	2	0	0	0	0	0	0	69
	16	348	1	2	0	0	0	0	0	65
	17	304	2	3	1	1	0	0	0	64
	18	604	1	3	3	4	1	0	0	114
	20	268	1	2	3	2	1	1	0	17
	21/28-19	378	2	2	1	0	0	0	0	60
	22	450	2	2	5	5	1	1	0	43
	23	208	0	0	4	4	0	0	0	6
	25	1,026	6	5	7	7	1	3	1	121
	26/27	272	6	3	2	1	0	1	0	34
	29/30	500	5	4	5	5	1	1	0	35
Leg. Dist. 25		11,554	57	59	65	69	15	18	1	1,505

FAMILY COURT JUDGE  
(VOTE FOR 2)  
DETAIL 2 OF 2

LEGISLATIVE DISTRICT OR TOWN	ELECTION DISTRICT	TOTAL VOTES	ALECIA J MAZZO	NICOLE E BAYLY	FATIMAT O REID	ZULEIKA Z SHEPARD	ALECIA J MAZZO	NICOLE E BAYLY	SCATTER	BLANK AND VOID
			IND	IND	WEP	WEP	REF	REF		
Leg. Dist. 26										
	01	980	12	7	3	3	2	3	0	96
	02	436	5	5	0	1	1	1	0	32
	03	284	0	0	1	3	1	2	0	41
	04	472	7	5	3	3	0	1	0	46
	05	456	4	5	2	2	2	3	0	40
	06	432	3	3	1	1	0	0	0	63
	07	464	3	1	4	3	2	1	0	46
	08	548	5	5	2	2	1	2	0	70
	09	514	7	7	6	4	2	7	0	56
	10	572	9	8	2	2	0	1	0	77
	11	536	5	4	2	2	1	2	0	58
	12	562	6	5	3	3	3	0	0	52
	13	604	6	6	2	3	0	1	0	59
	14	688	7	7	3	1	2	5	0	67
	15	518	3	4	5	3	2	3	0	49
	16	542	5	7	1	3	3	1	0	48
	17	460	12	7	0	1	1	2	2	38
Leg. Dist. 26		9,068	99	86	40	40	23	35	2	938
Leg. Dist. 27										
	01	706	3	4	1	1	1	2	1	74
	02	696	1	6	3	4	1	2	0	64
	03	568	0	2	11	8	1	1	0	64
	04	706	3	5	3	5	1	0	0	70
	05	676	2	2	4	4	0	0	0	88
	06	568	4	3	1	1	0	2	0	88
	07	604	4	3	4	3	2	0	0	72
	08	992	2	5	6	5	1	1	0	176
	09	690	3	2	7	5	0	0	0	76
	10	638	2	3	6	4	1	0	0	55
	11	766	5	3	6	9	0	0	0	94
	12	540	1	3	7	7	1	1	0	61
	13	658	1	2	2	2	0	0	0	92
	14	496	3	3	0	0	1	0	0	72
	15	582	3	5	1	4	0	0	0	95
	16	614	4	4	0	1	0	0	0	64



FAMILY COURT JUDGE  
(VOTE FOR 2)  
DETAIL 2 OF 2

LEGISLATIVE DISTRICT OR TOWN	ELECTION DISTRICT	TOTAL VOTES	ALECIA J MAZZO	NICOLE E BAYLY	FATIMAT O REID	ZULEIKA Z SHEPARD	ALECIA J MAZZO	NICOLE E BAYLY	SCATTER	BLANK AND VOID
			IND	IND	WEP	WEP	REF	REF		
Leg. Dist. 29										
	02	134	0	1	1	0	1	0	0	27
	03	18	0	0	0	0	0	0	0	3
	04	580	6	4	6	7	1	1	0	69
	05	530	0	3	2	0	1	0	2	69
	06	334	1	1	2	3	0	0	0	33
	07	410	5	3	1	2	3	1	0	38
	08	126	1	2	1	1	2	0	0	18
	09	786	5	2	3	6	2	1	0	103
	10	586	3	5	0	0	2	1	0	70
	11	434	1	1	4	3	0	0	0	54
	12	546	5	2	0	2	0	1	0	81
	13	302	4	0	0	0	0	0	0	50
	14	188	0	1	2	2	0	0	0	22
	15	452	1	2	1	1	1	0	0	69
	16	198	1	1	0	0	0	0	0	37
	17	370	4	5	4	2	0	0	0	41
	18	536	4	4	5	5	0	0	0	63
	19	282	2	2	1	1	0	0	0	42
	20	660	3	2	3	1	1	1	0	95
	21	604	5	8	5	3	3	4	0	76
	22	284	1	2	1	1	0	0	0	46
	23	470	1	1	1	0	0	0	2	66
	24	656	5	5	4	2	0	0	0	71
	25/28	694	10	7	2	2	0	0	0	114
	26	222	0	0	0	0	1	2	0	40
Leg. Dist. 29		<u>10,468</u>	<u>68</u>	<u>64</u>	<u>49</u>	<u>44</u>	<u>18</u>	<u>12</u>	<u>4</u>	<u>1,403</u>
CITY		<u>106,016</u>	<u>779</u>	<u>835</u>	<u>765</u>	<u>759</u>	<u>204</u>	<u>223</u>	<u>28</u>	<u>11,459</u>
Brighton										
	01	920	14	12	9	8	3	3	2	41
	02	526	6	9	4	2	0	2	0	33
	03	752	8	8	6	8	2	4	0	59
	04	810	6	10	4	4	0	2	0	27
	05	804	6	6	13	12	0	1	0	43
	06	1,088	13	15	12	14	2	1	0	40
	07	664	11	10	3	3	0	0	0	53

FAMILY COURT JUDGE  
(VOTE FOR 2)  
DETAIL 2 OF 2

LEGISLATIVE DISTRICT OR TOWN	ELECTION DISTRICT	TOTAL VOTES	ALECIA J MAZZO	NICOLE E BAYLY	FATIMAT O REID	ZULEIKA Z SHEPARD	ALECIA J MAZZO	NICOLE E BAYLY	SCATTER	BLANK AND VOID
			IND	IND	WEP	WEP	REF	REF		
Brighton										
	08	806	5	8	4	2	1	3	0	34
	09	710	9	14	5	5	2	3	0	32
	10	920	6	9	8	9	3	3	0	37
	11	916	12	18	12	14	2	3	0	42
	12	1,030	13	16	11	13	2	3	0	44
	13	532	5	5	8	8	1	1	0	33
	14	592	5	5	10	10	0	1	4	46
	15	666	7	6	4	6	0	0	0	29
	16	522	6	8	2	2	1	0	0	36
	17	458	3	2	0	1	2	2	0	22
	18	772	9	11	7	10	3	1	0	34
	19	508	8	11	4	4	1	2	0	20
	20	542	4	5	5	6	2	3	0	26
	21	704	7	10	8	9	1	3	0	36
	22	792	8	11	7	5	1	3	0	39
	23	624	7	6	5	4	2	3	0	38
	24	868	6	7	1	2	1	3	0	71
	25	592	3	5	8	9	2	2	0	33
	26	552	10	11	5	6	1	1	0	15
	27	572	6	4	9	7	3	2	0	20
	28	1,008	7	11	10	9	2	3	0	43
	29	564	5	5	4	3	1	1	0	38
	30	1,350	5	6	9	10	4	2	1	106
	31	686	5	9	9	11	0	2	0	42
	32	846	10	9	11	13	1	2	1	35
	33	874	8	8	4	5	0	1	0	33
	34	760	6	7	13	11	0	0	0	37
	35	626	4	7	8	8	0	0	0	36
	36	640	10	8	6	7	3	4	0	36
	37	612	6	14	3	3	1	1	0	19
	38	792	1	2	5	5	2	1	0	41
	39	664	9	7	12	8	4	4	0	36
	40	1,208	9	9	8	7	0	2	0	40
	41	984	6	9	14	14	3	3	0	57
	42	268	2	6	2	3	0	0	0	16

FAMILY COURT JUDGE  
(VOTE FOR 2)  
DETAIL 2 OF 2

LEGISLATIVE DISTRICT OR TOWN	ELECTION DISTRICT	TOTAL VOTES	ALECIA J MAZZO	NICOLE E BAYLY	FATIMAT O REID	ZULEIKA Z SHEPARD	ALECIA J MAZZO	NICOLE E BAYLY	SCATTER	BLANK AND VOID
			IND	IND	WEP	WEP	REF	REF		
Brighton										
	43	784	6	5	4	4	2	3	0	48
	44	308	3	5	4	5	0	0	0	18
	45	564	4	4	4	4	1	2	0	30
	46	436	4	5	1	1	1	0	0	26
Brighton		33,216	313	378	305	314	63	86	8	1,720
Chili										
	01	594	8	7	4	2	1	2	0	28
	02	924	9	17	4	5	1	0	0	60
	03	840	8	8	5	6	1	2	0	60
	04	558	9	5	2	2	0	2	0	40
	05	680	7	6	5	3	1	1	0	38
	06	728	13	11	8	7	0	2	0	54
	07	462	4	5	5	5	1	2	0	24
	08	770	4	5	3	1	5	3	0	42
	09	694	12	10	8	9	1	0	0	28
	10	482	7	7	3	2	2	3	0	16
	11	782	9	9	3	4	4	2	0	55
	12	708	8	4	8	3	2	0	0	49
	13	1,034	17	14	3	2	3	4	0	41
	14	716	10	10	5	2	1	5	0	35
	15	616	9	8	2	1	2	1	0	30
	16	1,392	12	16	2	2	2	1	1	61
	17	1,682	21	18	1	3	4	5	0	92
	18	790	7	8	4	5	2	2	0	55
	19	676	10	9	0	1	1	0	0	36
	20	982	7	9	5	6	0	1	0	76
	21	516	6	4	1	2	0	0	0	34
	22	824	8	9	5	2	3	2	0	49
	23	578	5	5	2	2	3	3	0	24
	24	1,550	19	22	4	1	4	5	0	107
	25	640	5	7	4	3	2	3	0	51
	26	912	10	16	7	6	4	4	0	36
	27	688	8	9	1	0	2	3	0	31
	28	602	7	8	2	4	0	0	0	40
	29	474	9	8	1	1	2	3	0	34

FAMILY COURT JUDGE  
(VOTE FOR 2)  
DETAIL 2 OF 2

LEGISLATIVE DISTRICT OR TOWN	ELECTION DISTRICT	TOTAL VOTES	ALECIA J MAZZO	NICOLE E BAYLY	FATIMAT O REID	ZULEIKA Z SHEPARD	ALECIA J MAZZO	NICOLE E BAYLY	SCATTER	BLANK AND VOID
			IND	IND	WEP	WEP	REF	REF		
Chili										
	30	446	3	6	3	4	2	2	0	34
	31	686	8	8	4	0	0	1	0	46
	32	808	11	12	3	4	0	1	0	32
		24,834	290	300	117	100	56	65	1	1,438
Clarkson										
	01	1,080	12	9	3	2	3	2	0	65
	02	156	2	2	1	1	0	0	0	10
	03	816	11	7	2	3	2	2	0	39
	04	1,202	12	12	5	4	2	2	0	54
	05	1,566	24	20	7	7	4	8	0	91
	06	708	8	7	3	1	1	2	0	60
		5,528	69	57	21	18	12	16	0	319
East Rochester										
	01	750	10	11	3	7	4	4	0	67
	02	650	10	9	3	2	3	1	0	53
	03	618	9	7	3	5	1	1	2	52
	04	654	5	6	3	4	0	1	3	65
	05	596	11	13	8	8	1	1	0	62
	06	790	10	10	4	4	2	2	0	74
	07	634	4	6	2	5	1	1	0	47
		4,692	59	62	26	35	12	11	5	420
Gates										
	01	426	3	3	0	0	1	2	0	28
	02	572	3	6	2	0	1	0	0	50
	03	590	4	6	1	1	0	0	0	47
	04	638	4	4	2	3	1	1	0	60
	05	760	9	8	2	6	1	4	0	54
	06	672	5	11	7	4	1	1	0	56
	07	1,290	24	19	4	6	3	3	0	92
	08	514	4	5	2	1	0	0	0	37
	09	754	14	15	3	2	1	2	0	49
	10	398	4	5	1	0	1	1	0	18
	11	488	7	5	3	5	2	2	0	34
	12	450	7	5	1	0	1	0	0	36
	13	660	7	12	0	1	3	4	0	56

FAMILY COURT JUDGE  
(VOTE FOR 2)  
DETAIL 2 OF 2

LEGISLATIVE DISTRICT OR TOWN	ELECTION DISTRICT	TOTAL VOTES	ALECIA J MAZZO	NICOLE E BAYLY	FATIMAT O REID	ZULEIKA Z SHEPARD	ALECIA J MAZZO	NICOLE E BAYLY	SCATTER	BLANK AND VOID
			IND	IND	WEP	WEP	REF	REF		
Gates										
	14	498	4	5	2	2	1	3	0	49
	15	958	14	9	4	3	1	0	2	80
	16	530	3	2	1	1	0	1	0	42
	17	594	8	8	1	0	1	3	0	30
	18	722	4	5	1	2	4	6	0	59
	19	612	7	9	1	1	0	1	0	43
	20	630	11	11	3	3	3	4	0	45
	21	582	4	3	3	2	0	0	0	50
	22	482	3	4	1	4	1	1	0	26
	23	648	5	4	0	2	1	4	0	45
	24	1,292	15	12	3	3	2	3	2	78
	25	484	4	6	3	2	0	0	0	43
	26	826	10	11	2	3	2	5	0	45
	27	822	9	7	2	4	1	1	0	59
	28	484	3	5	1	2	1	3	0	19
	29	610	7	4	5	5	1	0	0	63
	30	412	7	6	1	1	0	1	0	30
	31	548	9	5	1	2	0	2	0	32
	32	684	6	8	4	5	2	1	0	34
	33	298	3	3	0	0	3	2	0	17
	34	628	7	8	3	3	4	3	0	36
	35	438	10	11	0	2	2	1	1	40
Gates		21,994	248	250	70	81	46	65	5	1,582
Greece										
	01	588	6	5	3	4	0	0	0	44
	02	816	13	11	6	3	3	6	0	58
	03	530	2	5	0	1	1	0	0	33
	04	512	7	6	0	2	1	0	0	27
	05	510	7	9	1	3	2	2	0	42
	06	456	4	4	0	1	2	2	0	25
	07	644	10	7	5	3	0	1	0	39
	08	590	6	3	6	7	1	1	0	62
	09	636	11	10	4	2	1	0	0	60
	10	542	7	6	3	3	4	4	0	32
	11	296	8	10	2	1	0	0	0	27



FAMILY COURT JUDGE  
(VOTE FOR 2)  
DETAIL 2 OF 2

LEGISLATIVE DISTRICT OR TOWN	ELECTION DISTRICT	TOTAL VOTES	ALECIA J MAZZO	NICOLE E BAYLY	FATIMAT O REID	ZULEIKA Z SHEPARD	ALECIA J MAZZO	NICOLE E BAYLY	SCATTER	BLANK AND VOID
			IND	IND	WEP	WEP	REF	REF		
Greece										
	12	382	7	8	3	1	1	0	0	41
	13	536	7	7	4	4	4	5	0	42
	14	428	4	7	4	5	3	2	0	26
	15	570	5	9	0	1	0	0	2	29
	16	412	6	7	1	2	0	0	1	15
	17	878	6	4	3	1	1	0	0	57
	18	742	5	6	5	4	0	2	0	56
	19	500	7	11	2	2	3	5	0	45
	20	570	10	11	3	4	0	0	0	45
	21	538	10	13	3	2	2	3	0	27
	22	506	10	9	3	4	0	0	0	35
	23	906	16	14	3	3	0	0	0	80
	24	902	9	11	0	1	2	2	0	64
	25	650	9	7	4	6	2	4	0	42
	26	484	3	4	3	5	0	1	0	29
	27	1,086	10	13	3	2	5	2	0	83
	28	806	13	13	3	5	1	0	0	47
	29	662	5	3	0	1	1	1	0	35
	30	458	11	9	1	1	0	0	0	46
	31	528	6	6	5	5	3	2	0	25
	32	620	9	11	2	0	3	3	0	53
	33	800	11	10	3	3	1	0	0	70
	34	734	8	7	6	5	0	1	0	66
	35	634	9	9	1	2	0	1	0	52
	36	904	7	6	3	3	3	1	0	77
	37	478	3	4	3	2	1	2	0	34
	38	972	12	10	6	8	1	2	0	76
	39	442	3	4	1	0	0	0	0	33
	40	502	6	6	2	3	1	3	0	44
	41	730	9	5	4	4	1	2	0	50
	42	516	9	10	5	5	1	2	0	32
	43	726	11	16	1	1	2	2	0	37
	44	938	20	16	3	4	3	4	0	60
	45	1,072	9	11	4	2	3	3	0	60
	46	444	4	7	1	2	4	3	0	42

FAMILY COURT JUDGE  
(VOTE FOR 2)  
DETAIL 2 OF 2

LEGISLATIVE DISTRICT OR TOWN	ELECTION DISTRICT	TOTAL VOTES	ALECIA J MAZZO	NICOLE E BAYLY	FATIMAT O REID	ZULEIKA Z SHEPARD	ALECIA J MAZZO	NICOLE E BAYLY	SCATTER	BLANK AND VOID
			IND	IND	WEP	WEP	REF	REF		
Greece										
	47	640	12	11	3	3	3	3	0	30
	48	470	4	5	2	0	0	0	0	58
	49	456	7	5	0	1	1	1	1	16
	50	632	9	11	2	1	1	0	0	57
	51	424	3	2	1	0	1	1	0	27
	52	848	9	10	3	3	4	3	0	44
	53	578	8	9	2	4	2	2	0	60
	54	776	8	7	4	2	4	2	0	44
	55	494	9	7	1	0	0	0	0	39
	56	762	12	9	2	2	1	1	0	63
	57	620	10	7	3	4	1	2	0	49
	58	856	7	6	1	0	4	2	0	56
	59	470	4	5	1	2	0	0	0	52
	60	544	7	9	4	3	1	1	0	39
	61	638	12	12	5	6	1	0	0	67
	62	854	11	11	1	2	7	4	0	37
	63	698	7	6	9	8	4	1	0	49
	64	556	1	2	1	3	3	2	0	47
	65	620	6	3	2	2	0	1	0	53
	66	392	2	2	2	3	0	1	0	33
	67	576	6	6	4	4	0	0	0	31
	68	776	10	12	3	4	2	1	0	38
	69	446	3	3	1	2	1	2	0	22
	70	1,862	16	10	3	5	1	2	0	133
	71	822	9	10	2	4	0	0	0	53
	72	972	11	7	2	4	1	1	0	69
	73	378	4	4	0	2	0	0	0	19
	74	636	14	17	1	2	2	2	3	50
	75	566	5	5	5	2	1	2	0	43
	76	570	9	8	1	1	0	0	0	30
	77	806	7	10	4	3	2	1	0	68
	78	452	2	4	1	2	0	1	0	36
	79	1,330	18	18	2	4	2	4	0	106
	80	922	12	13	1	1	0	1	0	73
	81	460	3	0	1	2	1	1	0	32

FAMILY COURT JUDGE  
(VOTE FOR 2)  
DETAIL 2 OF 2

LEGISLATIVE DISTRICT OR TOWN	ELECTION DISTRICT	TOTAL VOTES	ALECIA J MAZZO	NICOLE E BAYLY	FATIMAT O REID	ZULEIKA Z SHEPARD	ALECIA J MAZZO	NICOLE E BAYLY	SCATTER	BLANK AND VOID
			IND	IND	WEP	WEP	REF	REF		
Greece										
	82	770	13	15	5	5	2	2	0	83
	83	368	6	8	3	1	0	1	0	21
	84	788	8	11	2	1	3	5	0	62
	85	858	11	16	2	3	3	2	0	52
	86	858	9	9	3	2	2	2	0	71
	87	620	12	11	1	3	1	3	0	55
	88	800	6	4	0	1	2	1	0	50
	89	590	5	6	1	0	1	2	0	52
	90	854	16	17	3	3	3	2	0	71
	91	1,262	13	12	3	5	2	3	1	77
	92	1,076	15	15	5	6	1	3	0	92
	93	906	13	11	4	3	2	0	0	77
	94	784	11	12	2	1	0	0	0	44
	95	512	5	9	1	1	1	1	0	40
	96	860	10	9	2	3	2	2	0	35
	97	1,360	23	17	6	5	1	1	2	93
	98	1,150	19	22	3	3	3	2	3	84
	99	752	11	11	1	2	1	1	0	57
	100	1,032	15	13	6	5	3	3	0	60
	101	474	12	6	1	1	1	1	0	32
	102	1,100	14	16	4	4	6	9	0	89
	103	848	12	8	3	3	2	3	0	59
	104	598	14	12	0	1	2	2	0	41
	105	916	15	14	2	4	3	2	0	38
	106	668	9	7	2	1	0	2	0	47
	107	592	11	14	2	1	2	3	0	31
	108	552	6	7	1	2	2	2	0	41
	109	1,026	14	11	4	3	4	3	0	98
Greece		<u>76,052</u>	<u>975</u>	<u>969</u>	<u>280</u>	<u>297</u>	<u>173</u>	<u>182</u>	<u>13</u>	<u>5,479</u>
Hamlin										
	01	696	11	13	4	6	2	2	0	32
	02	792	13	16	3	4	1	2	0	43
	03	778	15	15	5	2	1	3	0	40
	04	544	6	4	1	1	4	4	2	30
	05	676	7	12	3	2	3	2	0	42

FAMILY COURT JUDGE  
(VOTE FOR 2)  
DETAIL 2 OF 2

LEGISLATIVE DISTRICT OR TOWN	ELECTION DISTRICT	TOTAL VOTES	ALECIA J MAZZO	NICOLE E BAYLY	FATIMAT O REID	ZULEIKA Z SHEPARD	ALECIA J MAZZO	NICOLE E BAYLY	SCATTER	BLANK AND VOID
			IND	IND	WEP	WEP	REF	REF		
Hamlin										
	06	572	9	12	2	3	3	4	4	24
	07	956	12	18	0	1	6	3	0	41
	08	474	8	10	4	2	1	2	0	25
	09	432	13	9	1	1	0	3	0	8
	10	826	12	12	2	3	2	0	4	48
Hamlin		6,746	106	121	25	25	23	25	10	333
Henrietta										
	01	918	8	9	4	6	0	1	0	64
	02	700	9	12	5	6	2	0	1	51
	03	394	4	6	6	4	3	3	0	13
	04	856	9	13	5	3	2	1	0	61
	05	712	6	5	2	3	1	2	0	38
	06	668	10	8	1	3	5	3	0	41
	07	628	9	9	3	4	1	4	0	38
	08	700	11	8	4	6	1	2	0	47
	09	560	2	0	1	1	1	0	0	25
	10	726	7	10	7	5	1	1	0	38
	11	634	3	5	0	2	0	0	2	41
	12	664	11	15	4	4	1	2	0	39
	13	1,270	13	10	7	8	0	2	0	73
	14	630	7	8	1	0	1	1	0	41
	15	974	10	15	4	5	2	1	1	67
	16	496	2	4	6	5	2	2	0	26
	17	818	17	18	3	1	0	0	2	50
	18	912	11	11	7	6	1	1	0	45
	19	652	7	5	2	3	4	3	0	38
	20	1,190	12	17	4	1	1	1	2	71
	21	550	4	5	2	2	0	1	0	29
	22	1,106	10	6	3	9	3	2	0	57
	23	708	13	13	3	5	1	3	2	48
	24	844	4	4	2	1	3	2	2	55
	25	672	9	10	3	3	3	2	0	55
	26	1,450	22	20	4	1	2	1	0	84
	27	1,190	18	18	5	2	2	4	0	76
	28	918	12	12	6	5	0	1	0	59

FAMILY COURT JUDGE  
(VOTE FOR 2)  
DETAIL 2 OF 2

LEGISLATIVE DISTRICT OR TOWN	ELECTION DISTRICT	TOTAL VOTES	ALECIA J MAZZO	NICOLE E BAYLY	FATIMAT O REID	ZULEIKA Z SHEPARD	ALECIA J MAZZO	NICOLE E BAYLY	SCATTER	BLANK AND VOID
			IND	IND	WEP	WEP	REF	REF		
Henrietta										
	29	2,426	23	30	8	12	1	3	0	141
	30	1,674	18	15	7	8	5	6	1	85
	31	460	3	2	2	4	1	1	0	30
	32	1,144	21	21	4	5	1	2	0	51
	33	524	6	5	0	0	1	2	0	31
	34	468	2	1	1	1	1	1	0	41
	35	1,014	14	13	3	6	5	1	0	43
Henrietta		30,250	347	363	129	140	58	62	13	1,792
Irondequoit										
	01	1,058	12	11	2	3	3	2	2	62
	02	542	11	13	3	4	3	0	0	40
	03	820	18	19	5	3	5	6	0	51
	04	360	8	8	2	3	0	1	0	23
	05	676	12	13	4	6	4	1	0	35
	06	1,130	13	13	7	9	1	2	4	54
	07	960	10	9	6	6	0	2	0	60
	08	754	12	15	3	5	3	2	0	50
	09	678	6	5	2	2	2	2	0	42
	10	698	12	9	3	2	1	3	2	41
	11	406	2	2	2	2	2	1	0	34
	12	636	9	8	6	4	4	3	0	57
	13	940	13	14	5	6	1	2	0	41
	14	958	13	16	8	9	5	4	1	52
	15	890	10	14	5	5	2	3	0	53
	16	1,206	15	13	6	4	5	4	0	95
	17	478	5	6	4	4	2	3	0	29
	18	736	10	12	8	6	4	4	0	34
	19	904	15	9	4	8	2	3	0	76
	20	666	13	13	2	2	1	1	0	35
	21	738	13	13	1	2	1	0	0	50
	22	782	5	6	6	4	4	7	0	35
	23	676	7	11	3	6	0	2	0	41
	24	646	5	7	6	6	1	1	0	33
	25	696	8	9	4	2	1	2	0	33
	26	500	5	5	0	1	1	0	0	34

FAMILY COURT JUDGE  
(VOTE FOR 2)  
DETAIL 2 OF 2

LEGISLATIVE DISTRICT OR TOWN	ELECTION DISTRICT	TOTAL VOTES	ALECIA J MAZZO	NICOLE E BAYLY	FATIMAT O REID	ZULEIKA Z SHEPARD	ALECIA J MAZZO	NICOLE E BAYLY	SCATTER	BLANK AND VOID
			IND	IND	WEP	WEP	REF	REF		
Irondequoit										
	27	480	10	11	6	2	0	1	0	30
	28	590	5	5	2	2	1	1	0	52
	29	592	3	7	4	3	0	1	0	45
	30	650	9	7	2	2	1	1	0	39
	31	946	7	15	7	4	2	2	0	36
	32	748	10	7	4	3	1	3	0	38
	33	518	4	3	2	2	1	2	0	26
	34	1,042	13	12	4	5	1	0	2	62
	35	532	12	16	7	10	1	2	0	28
	36	436	4	6	5	4	0	0	0	41
	37	526	6	4	2	2	1	1	0	55
	38	408	8	7	2	2	1	1	0	36
	39	178	2	2	0	0	0	0	0	10
	40	396	9	7	1	3	3	1	0	26
	41	682	16	17	5	4	2	2	0	70
	42	740	9	10	3	3	0	0	1	43
	43	612	3	8	5	3	0	0	0	40
	44	1,202	19	17	6	8	6	2	2	88
	45	504	7	8	0	2	1	0	0	48
	46	656	12	15	0	0	4	3	0	54
	47	270	2	2	2	2	0	0	0	10
	48	652	14	17	3	4	2	2	0	54
	49	922	18	16	4	4	4	3	0	42
	50	522	5	7	2	2	0	0	0	30
	51	844	12	12	3	8	3	2	1	45
	52	820	11	7	0	1	3	3	0	65
	53	622	13	14	2	2	1	0	0	59
	54	220	2	2	1	0	0	0	0	13
	55	794	6	15	7	5	1	0	2	48
	56	548	6	9	1	0	1	2	0	29
	57	968	9	10	2	1	2	1	0	80
	58	810	9	9	4	5	3	4	0	52
	59	618	10	7	5	5	1	1	0	40
	60	652	10	14	3	3	3	2	0	46
	61	898	16	13	6	2	3	1	0	50

FAMILY COURT JUDGE  
(VOTE FOR 2)  
DETAIL 2 OF 2

LEGISLATIVE DISTRICT OR TOWN	ELECTION DISTRICT	TOTAL VOTES	ALECIA J MAZZO	NICOLE E BAYLY	FATIMAT O REID	ZULEIKA Z SHEPARD	ALECIA J MAZZO	NICOLE E BAYLY	SCATTER	BLANK AND VOID
			IND	IND	WEP	WEP	REF	REF		
Irondequoit										
	62	724	8	9	3	2	0	3	0	46
	63	600	10	9	4	4	2	3	0	37
	64	274	2	2	3	2	2	2	0	26
	65	518	5	9	5	1	1	1	0	39
	66	356	1	3	1	0	0	1	0	32
	67	510	6	5	3	4	2	1	0	60
	68	588	4	3	1	1	1	0	0	42
Irondequoit		45,702	609	651	239	236	119	116	17	3,002
Mendon										
	01	1,282	17	16	8	9	2	1	0	59
	02	1,132	14	9	6	5	4	8	0	72
	03	1,258	11	13	2	1	2	3	0	56
	04	914	11	10	5	7	1	2	0	68
	05	1,184	12	10	7	8	3	5	0	55
	06	1,202	14	9	6	5	1	3	0	64
	07	1,294	11	6	3	3	3	7	0	57
	08	494	8	8	0	2	0	1	0	17
	09	968	8	11	5	4	2	3	0	54
Mendon		9,728	106	92	42	44	18	33	0	502
Ogden										
	01	770	7	11	5	6	0	1	0	42
	02	802	14	16	4	5	1	3	0	53
	03	1,234	14	14	5	6	0	1	0	74
	04	742	3	10	2	2	2	1	0	37
	05	748	13	13	5	3	0	2	0	55
	06	992	12	12	4	4	2	4	0	56
	07	544	6	7	1	2	2	2	0	38
	08	940	10	12	4	1	2	3	0	67
	09	760	14	10	7	4	1	1	0	53
	10	820	9	13	3	1	2	3	0	47
	11	892	15	19	2	3	0	5	0	59
	12	1,032	8	11	6	5	2	1	0	72
	13	834	11	11	5	6	1	3	0	54
	14	698	6	8	0	0	2	2	0	37
	15	1,064	8	18	5	7	3	2	0	72

FAMILY COURT JUDGE  
(VOTE FOR 2)  
DETAIL 2 OF 2

LEGISLATIVE DISTRICT OR TOWN	ELECTION DISTRICT	TOTAL VOTES	ALECIA J MAZZO	NICOLE E BAYLY	FATIMAT O REID	ZULEIKA Z SHEPARD	ALECIA J MAZZO	NICOLE E BAYLY	SCATTER	BLANK AND VOID
			IND	IND	WEP	WEP	REF	REF		
Ogden										
	16	522	4	4	0	0	0	0	0	27
	17	746	6	7	4	4	1	2	0	49
	18	1,108	10	14	5	4	3	2	0	48
	19	950	3	8	4	3	3	4	0	59
	20	978	6	12	4	4	3	1	0	65
Ogden		17,176	179	230	75	70	30	43	0	1,064
Parma										
	01	962	13	17	0	1	3	3	0	58
	02	1,056	11	12	2	2	4	3	0	68
	03	824	7	11	2	3	1	2	0	79
	04	810	7	8	7	6	1	1	0	67
	05	614	6	5	1	2	1	1	0	42
	06	408	5	4	2	2	3	3	0	43
	07	808	11	10	2	2	3	1	0	64
	08	1,118	18	17	4	3	5	4	0	80
	09	912	8	11	2	4	0	0	0	68
	10	874	8	9	0	0	0	0	0	55
	11	976	10	13	3	6	4	3	0	75
	12	988	10	12	7	7	3	2	0	71
	13	1,482	17	12	4	5	2	2	0	128
	14	712	10	10	2	2	0	3	0	67
	15	988	8	8	5	4	1	0	0	87
Parma		13,532	149	159	43	49	31	28	0	1,052
Penfield										
	01	412	3	3	1	0	1	1	0	23
	02	824	7	7	4	5	3	3	0	51
	03	778	6	7	4	4	0	0	0	36
	04	1,132	13	11	7	5	2	1	0	60
	05	920	10	14	8	8	1	3	0	43
	06	698	8	5	2	4	3	1	0	43
	07	792	16	17	4	5	1	3	0	57
	08	552	7	9	4	3	1	0	0	38
	09	1,022	10	13	6	7	2	2	0	34
	10	634	7	10	4	5	0	1	0	36
	11	548	11	10	3	3	2	2	0	25



FAMILY COURT JUDGE  
(VOTE FOR 2)  
DETAIL 2 OF 2

LEGISLATIVE DISTRICT OR TOWN	ELECTION DISTRICT	TOTAL VOTES	ALECIA J MAZZO	NICOLE E BAYLY	FATIMAT O REID	ZULEIKA Z SHEPARD	ALECIA J MAZZO	NICOLE E BAYLY	SCATTER	BLANK AND VOID
			IND	IND	WEP	WEP	REF	REF		
Penfield	12	860	3	7	11	11	2	4	0	37
	13	1,214	11	10	5	5	2	2	0	88
	14	1,050	14	9	8	7	1	0	0	53
	15	1,274	19	12	5	5	0	0	0	77
	16	386	6	6	3	3	2	2	0	25
	17	892	5	6	4	4	3	2	0	54
	18	646	7	12	6	4	3	3	0	19
	19	1,260	27	27	4	3	1	2	0	58
	20	960	19	16	4	1	4	2	2	78
	21	976	11	12	3	3	4	3	0	60
	22	876	15	16	5	9	0	0	0	38
	23	1,118	12	17	7	8	1	0	0	45
	24	1,120	13	18	8	5	5	6	0	47
	25	710	7	6	5	3	2	3	0	45
	26	522	11	9	3	2	3	3	0	33
	27	922	12	19	5	5	2	2	0	22
	28	700	8	9	1	2	0	0	0	47
	29	1,098	9	6	6	6	2	3	0	59
	30	1,548	12	16	5	5	2	3	0	69
	31	506	5	7	3	3	0	0	0	26
	32	586	6	6	3	3	2	1	0	39
	33	764	16	17	4	3	4	4	0	37
	34	806	8	7	3	3	1	2	1	54
	35	1,274	12	15	5	6	1	1	0	77
	36	874	9	8	8	7	2	3	0	37
	37	1,526	21	19	2	2	5	5	0	82
	38	584	6	6	1	2	0	0	0	30
	39	654	6	5	5	4	0	2	0	36
	40	1,130	7	10	2	1	0	1	0	52
	41	1,178	8	10	2	1	2	3	0	80
	42	798	16	17	3	3	0	3	0	46
Penfield		37,124	439	466	186	178	72	82	3	1,996
Perinton	01	1,394	10	13	4	6	3	6	0	58
	02	1,064	10	12	7	4	4	5	0	36

FAMILY COURT JUDGE  
(VOTE FOR 2)  
DETAIL 2 OF 2

LEGISLATIVE DISTRICT OR TOWN	ELECTION DISTRICT	TOTAL VOTES	ALECIA J MAZZO	NICOLE E BAYLY	FATIMAT O REID	ZULEIKA Z SHEPARD	ALECIA J MAZZO	NICOLE E BAYLY	SCATTER	BLANK AND VOID
			IND	IND	WEP	WEP	REF	REF		
Perinton										
	03	720	10	11	4	2	1	1	0	23
	04	806	9	8	2	3	2	4	1	43
	05	494	11	11	5	7	0	1	0	18
	06	784	10	6	9	8	0	1	0	52
	07	974	15	17	7	7	0	1	0	64
	08	844	11	12	3	5	1	1	0	41
	09	1,126	10	11	2	2	1	1	0	57
	10	1,008	8	16	11	11	1	2	0	58
	11	582	10	10	5	4	0	1	0	33
	12	818	13	11	5	4	0	2	0	39
	13	724	6	6	2	1	1	3	0	18
	14	872	15	17	9	8	2	2	0	48
	15	864	15	15	3	3	1	1	0	70
	16	650	4	3	1	3	0	2	0	36
	17	882	8	8	9	9	3	1	0	36
	18	860	11	9	2	4	2	1	0	52
	19	768	6	7	2	6	2	2	0	44
	20	784	9	12	5	6	1	1	0	37
	21	1,032	13	16	11	11	5	6	2	59
	22	612	9	9	4	4	5	4	0	24
	23	1,276	16	20	8	6	6	7	0	43
	24	1,380	11	10	4	5	0	1	0	86
	25	696	11	9	4	4	0	0	0	58
	26	886	3	8	2	1	1	1	0	47
	27	726	6	6	2	2	2	2	0	24
	28	676	10	10	5	6	3	4	0	28
	29	522	2	2	3	5	1	2	0	19
	30	858	14	14	8	5	4	3	0	46
	31	930	8	13	5	5	1	2	0	47
	32	720	8	5	4	6	1	0	0	30
	33	940	12	13	3	2	3	3	0	27
	34	1,122	12	11	2	0	1	2	0	60
	35	722	6	10	5	5	2	2	0	22
	36	540	4	5	2	4	1	1	0	19
	37	870	6	6	4	4	0	1	0	33

FAMILY COURT JUDGE  
(VOTE FOR 2)  
DETAIL 2 OF 2

LEGISLATIVE DISTRICT OR TOWN	ELECTION DISTRICT	TOTAL VOTES	ALECIA J MAZZO	NICOLE E BAYLY	FATIMAT O REID	ZULEIKA Z SHEPARD	ALECIA J MAZZO	NICOLE E BAYLY	SCATTER	BLANK AND VOID
			IND	IND	WEP	WEP	REF	REF		
Perinton										
	38	1,220	17	19	7	8	2	7	0	89
	39	1,108	13	15	1	1	3	4	0	62
	40	644	3	4	3	4	4	5	0	28
	41	562	14	12	3	4	3	3	0	26
	42	856	6	7	4	4	1	1	0	41
	43	1,550	17	15	9	9	2	1	0	68
	44	732	10	12	2	4	3	2	0	36
	45	1,552	16	21	2	3	3	3	0	59
	46	498	5	8	3	3	0	0	0	26
	47	966	10	11	3	4	4	4	2	54
	48	658	8	8	0	1	2	3	0	40
	49	692	3	5	2	1	0	1	0	33
	50	296	6	7	2	3	1	0	0	22
	51	1,064	12	15	5	5	0	1	0	48
	52	984	10	10	6	5	1	1	0	57
	53	702	7	8	2	2	3	3	0	38
	54	1,554	11	18	3	8	2	2	0	54
	55	896	13	13	2	1	1	0	0	25
	56	1,384	11	16	5	4	2	4	0	64
Perinton		49,444	544	606	237	252	98	125	5	2,405
Pittsford										
	01	720	7	9	4	6	2	2	0	28
	02	756	9	9	5	7	1	2	0	26
	03	1,192	12	12	5	5	0	0	0	71
	04	1,064	10	10	7	8	1	1	0	44
	05	672	4	6	2	2	1	2	0	24
	06	608	7	7	2	2	1	1	0	45
	07	406	3	5	1	1	1	1	0	14
	08	798	4	9	1	2	2	1	0	42
	09	852	7	10	3	4	1	3	0	46
	10	1,176	12	12	9	8	7	6	0	45
	11	670	8	8	3	2	1	2	0	26
	12	920	11	10	3	4	1	2	0	34
	13	592	5	6	1	2	1	1	0	41
	14	1,036	12	9	5	5	0	2	0	30

FAMILY COURT JUDGE  
(VOTE FOR 2)  
DETAIL 2 OF 2

LEGISLATIVE DISTRICT OR TOWN	ELECTION DISTRICT	TOTAL VOTES	ALECIA J MAZZO	NICOLE E BAYLY	FATIMAT O REID	ZULEIKA Z SHEPARD	ALECIA J MAZZO	NICOLE E BAYLY	SCATTER	BLANK AND VOID
			IND	IND	WEP	WEP	REF	REF		
Pittsford										
	15	658	11	11	9	9	0	0	0	47
	16	734	9	12	3	2	4	4	0	35
	17	1,068	9	12	8	8	1	1	0	44
	18	688	3	6	4	2	1	2	0	38
	19	512	2	3	1	1	1	2	0	31
	20	876	11	10	6	5	3	2	3	35
	21	874	8	8	5	5	2	3	0	27
	22	1,010	3	5	4	5	1	1	0	30
	23	740	8	7	3	2	0	1	0	36
	24	1,000	4	5	3	3	1	1	0	58
	25	1,060	8	12	5	3	2	2	0	54
	26	806	11	7	3	2	2	2	0	48
	27	774	5	2	3	1	0	0	0	18
	28	786	10	12	3	2	0	2	0	19
	29	818	7	10	1	2	0	0	0	39
	30	818	3	4	3	4	1	2	0	18
	31	992	14	19	3	2	2	1	0	54
	32	952	9	13	6	5	2	3	0	42
	33	1,378	10	13	3	3	2	3	0	73
	34	1,424	8	10	5	6	2	1	0	57
Pittsford		29,430	264	303	132	130	47	59	3	1,319
Riga										
	01	1,292	13	23	4	2	3	4	0	66
	02	982	12	7	5	5	3	2	0	47
	03	786	5	6	4	5	1	1	0	51
	04	842	12	17	6	7	3	3	0	50
	05	872	9	9	1	1	3	4	0	37
	06	776	10	13	5	3	2	1	0	33
Riga		5,550	61	75	25	23	15	15	0	284
Rush										
	01	1,074	11	5	5	5	3	2	0	57
	02	702	12	13	2	4	3	3	0	44
	03	1,022	12	14	4	3	1	2	0	55
	04	1,044	10	15	4	5	3	0	0	49
Rush		3,842	45	47	15	17	10	7	0	205

FAMILY COURT JUDGE  
(VOTE FOR 2)  
DETAIL 2 OF 2

LEGISLATIVE DISTRICT OR TOWN	ELECTION DISTRICT	TOTAL VOTES	ALECIA J MAZZO	NICOLE E BAYLY	FATIMAT O REID	ZULEIKA Z SHEPARD	ALECIA J MAZZO	NICOLE E BAYLY	SCATTER	BLANK AND VOID
			IND	IND	WEP	WEP	REF	REF		
Sweden										
	01	826	12	12	1	3	3	4	0	45
	02	480	4	4	8	10	2	0	0	39
	03	910	8	13	7	7	3	3	0	61
	04	938	7	7	5	5	3	4	0	72
	05	214	2	2	2	2	0	0	0	6
	06	698	5	8	3	3	5	4	0	35
	07	730	12	12	5	5	3	4	0	34
	08	778	9	12	2	2	2	3	0	48
	09	732	9	6	5	2	0	2	0	39
	10	1,116	13	11	5	5	4	3	0	84
	11	278	2	3	1	1	0	0	0	20
	12	760	6	3	4	4	0	1	0	41
Sweden		8,460	89	93	48	49	25	28	0	524
Webster										
	01	822	13	15	3	4	1	2	0	49
	02	1,224	12	13	14	9	6	8	0	75
	03	1,052	13	13	3	3	0	1	0	60
	04	442	10	6	3	6	0	1	0	20
	05	898	14	13	2	1	3	2	0	43
	06	672	10	12	1	1	2	3	0	35
	07	930	16	13	4	4	2	5	0	45
	08	794	14	13	6	6	1	0	0	44
	09	836	4	4	5	6	1	3	0	52
	10	1,874	26	21	8	8	7	6	1	114
	11	964	13	8	3	4	2	1	0	58
	12	1,120	11	9	6	7	3	2	0	65
	13	810	10	10	8	6	2	1	0	33
	14	772	8	9	4	5	2	1	0	45
	15	638	9	8	4	6	1	0	0	45
	16	1,148	4	8	4	4	3	4	0	74
	17	764	9	10	2	1	0	0	0	51
	18	614	7	4	4	2	4	4	0	24
	19	1,320	11	10	5	5	5	4	0	57
	20	1,288	20	15	2	3	6	7	0	68
	21	1,014	11	17	7	5	2	0	0	56

FAMILY COURT JUDGE  
(VOTE FOR 2)  
DETAIL 2 OF 2

LEGISLATIVE DISTRICT OR TOWN	ELECTION DISTRICT	TOTAL VOTES	ALECIA J MAZZO	NICOLE E BAYLY	FATIMAT O REID	ZULEIKA Z SHEPARD	ALECIA J MAZZO	NICOLE E BAYLY	SCATTER	BLANK AND VOID
			IND	IND	WEP	WEP	REF	REF		
Webster										
	22	908	7	10	5	6	2	3	1	46
	23	728	12	12	8	5	3	3	0	29
	24	2,202	27	37	8	6	4	6	2	126
	25	414	0	1	1	1	1	1	0	24
	26	886	8	10	5	2	1	1	0	65
	27	1,460	16	15	4	5	0	0	0	71
	28	862	11	6	1	2	3	3	2	34
	29	566	7	7	2	2	1	1	0	30
	30	572	8	8	3	2	3	2	0	38
	31	988	13	20	4	5	0	1	0	59
	32	1,182	7	8	3	4	1	1	0	60
	33	862	11	15	4	2	0	0	0	38
	34	476	6	6	2	2	4	3	0	22
	35	622	5	4	4	4	0	0	0	20
	36	740	5	7	1	0	1	1	0	39
	37	1,494	12	13	2	6	3	5	0	88
	38	936	11	14	2	3	6	2	0	51
	39	840	8	9	4	5	0	2	0	47
	40	1,852	20	25	4	5	2	3	0	115
	41	1,226	15	14	5	6	2	2	0	69
	42	980	13	14	6	5	1	1	0	52
	43	740	8	8	3	3	0	0	0	30
Webster		41,532	475	494	179	177	91	96	6	2,266
Wheatland										
	01	826	9	15	7	6	0	6	0	53
	02	830	10	14	6	4	4	5	0	65
	03	994	16	20	6	4	4	4	0	62
	04	842	9	20	6	4	2	5	2	52
	05	960	11	15	3	3	4	5	0	49
Wheatland		4,452	55	84	28	21	14	25	2	281
TOWNS		469,284	5,422	5,800	2,222	2,256	1,013	1,169	91	27,983
GRAND TOTAL:		575,300	6,201	6,635	2,987	3,015	1,217	1,392	119	39,442

COUNTY LEGISLATOR  
1ST DISTRICT  
1 YEAR TERM

LEGISLATIVE DISTRICT OR TOWN	ELECTION DISTRICT	TOTAL VOTES	MICHELLE M AMES	ED WILT	ED WILT	ED WILT	MICHELLE M AMES	ED WILT	SCATTER	BLANK AND VOID
			DEM	REP	CON	IND	WEP	REF		
Greece										
	01	294	113	127	32	4	7	0	0	11
	02	408	127	190	53	9	6	2	0	21
	16	206	87	92	11	7	2	0	0	7
	34	367	133	173	35	4	6	0	0	16
	38	486	199	210	30	11	7	2	1	26
	43	363	125	170	39	5	7	2	0	15
	44	469	170	223	34	7	12	2	0	21
	54	388	152	172	35	7	5	1	0	16
	74	318	158	108	23	9	5	1	1	13
	76	285	85	162	23	2	7	0	0	6
	84	394	155	170	32	4	6	4	0	23
	89	295	118	129	28	2	0	1	0	17
	99	376	115	196	35	8	2	0	0	20
	103	424	142	197	49	7	3	1	0	25
Greece		5,073	1,879	2,319	459	86	75	16	2	237
Parma										
	02	528	179	251	58	6	12	4	0	18
	03	412	129	201	38	6	11	2	0	25
	04	405	88	234	46	3	8	3	0	23
	05	307	86	174	31	7	3	0	0	6
	06	204	48	109	27	2	3	0	0	15
	07	404	109	208	49	11	4	1	0	22
	08	559	180	286	48	10	9	1	0	25
	09	456	128	243	52	7	7	0	0	19
	10	437	116	223	68	6	5	1	0	18
	11	488	156	236	55	8	5	2	0	26
	12	494	185	242	29	7	9	3	0	19
	13	741	199	412	70	10	9	1	0	40
	14	356	131	151	32	9	6	0	0	27
	15	494	138	259	48	11	7	0	0	31
Parma		6,285	1,872	3,229	651	103	98	18	0	314
GRAND TOTAL:		11,358	3,751	5,548	1,110	189	173	34	2	551

CITY COURT JUDGE  
SUMMARY

LEGISLATIVE DISTRICT OR TOWN	TOTAL VOTES	MICHAEL C LOPEZ DEM	MICHAEL C LOPEZ WOR	SCATTER	BLANK AND VOID
Leg. Dist. 07	710	408	72	1	229
Leg. Dist. 16	12	9	0	0	3
Leg. Dist. 21	7,021	5,401	487	17	1,116
Leg. Dist. 22	4,245	3,529	92	11	613
Leg. Dist. 23	8,818	6,573	717	48	1,480
Leg. Dist. 24	5,432	4,189	508	29	706
Leg. Dist. 25	5,777	4,604	286	10	877
Leg. Dist. 26	4,534	2,913	368	22	1,231
Leg. Dist. 27	7,259	5,856	319	24	1,060
Leg. Dist. 28	3,966	2,929	232	11	794
Leg. Dist. 29	5,234	3,982	267	11	974
<b>GRAND TOTAL:</b>	<b>53,008</b>	<b>40,393</b>	<b>3,348</b>	<b>184</b>	<b>9,083</b>



CITY COURT JUDGE  
DETAIL

LEGISLATIVE DISTRICT OR TOWN	ELECTION DISTRICT	TOTAL VOTES	MICHAEL C LOPEZ	MICHAEL C LOPEZ	SCATTER	BLANK AND VOID
			DEM	WOR		
Leg. Dist. 07						
	01	438	245	46	0	147
	02	272	163	26	1	82
Leg. Dist. 07		710	408	72	1	229
Leg. Dist. 16						
	01	12	9	0	0	3
Leg. Dist. 16		12	9	0	0	3
Leg. Dist. 21						
	01	308	216	32	2	58
	02	282	200	29	1	52
	03	164	125	10	0	29
	04	174	130	7	0	37
	05	197	153	22	1	21
	06	331	262	23	1	45
	07	463	342	30	0	91
	08	142	111	13	0	18
	09	425	326	38	0	61
	10	452	349	21	0	82
	11	240	194	10	0	36
	12	626	475	51	5	95
	13	212	160	24	0	28
	14	159	129	7	0	23
	15	372	300	24	1	47
	16	117	84	4	1	28
	17/26	375	293	29	0	53
	18	200	159	7	0	34
	19	128	100	4	0	24
	20	177	142	13	1	21
	21	222	176	8	0	38
	22	252	192	9	0	51
	23	233	183	16	1	33
	24	423	300	43	3	77
	25	203	178	8	0	17
	27	144	122	5	0	17
Leg. Dist. 21		7,021	5,401	487	17	1,116
Leg. Dist. 22						
	01	287	242	3	1	41
	02/13	154	125	4	0	25
	03	165	113	3	1	48
	04	105	88	2	0	15
	05	137	124	2	0	11
	06	187	164	2	0	21
	07	93	72	1	0	20
	08	190	163	3	2	22
	09	109	91	2	0	16
	10	134	119	2	0	13
	11	256	212	10	0	34
	12	123	108	0	0	15
	14	160	137	2	0	21
	15	180	153	7	0	20

CITY COURT JUDGE  
DETAIL

LEGISLATIVE DISTRICT OR TOWN	ELECTION DISTRICT	TOTAL VOTES	MICHAEL C LOPEZ	MICHAEL C LOPEZ	SCATTER	BLANK AND VOID
			DEM	WOR		
Leg. Dist. 22	16	65	58	3	0	4
	17	78	64	0	0	14
	18	108	92	1	0	15
	19	101	85	3	1	12
	20	197	172	1	0	24
	21	107	82	1	0	24
	22	204	178	6	0	20
	23	112	105	0	0	7
	24	75	61	2	3	9
	25	452	353	14	1	84
	26/25-19	265	196	15	2	52
	27	201	172	3	0	26
Leg. Dist. 22		4,245	3,529	92	11	613
Leg. Dist. 23	01	168	118	15	1	34
	02	301	230	23	2	46
	03	216	158	29	1	28
	04	421	317	24	2	78
	05	201	157	20	2	22
	06	183	132	21	0	30
	07	355	275	31	1	48
	08	344	274	26	3	41
	09	230	173	13	0	44
	10	270	215	20	2	33
	11	312	241	31	3	37
	12	374	282	35	4	53
	13	319	226	15	2	76
	14	312	255	22	2	33
	15	240	192	14	3	31
	16	153	108	19	1	25
	17	420	302	34	1	83
	18	620	444	48	1	127
	19	325	222	34	3	66
	20	363	266	35	0	62
	21	296	216	22	2	56
	22	272	199	17	1	55
	23	195	152	16	0	27
	24	300	203	31	1	65
	25	452	321	35	5	91
	26	503	369	33	1	100
	27	246	186	22	0	38
	28	379	303	28	3	45
	29	48	37	4	1	6
Leg. Dist. 23		8,818	6,573	717	48	1,480
Leg. Dist. 24	01	393	302	44	4	43
	02/22	310	244	32	1	33
	03/23	302	234	29	3	36
	04	444	346	40	0	58

CITY COURT JUDGE  
DETAIL

LEGISLATIVE DISTRICT OR TOWN	ELECTION DISTRICT	TOTAL VOTES	MICHAEL C	MICHAEL C	SCATTER	BLANK AND VOID
			LOPEZ	LOPEZ		
			DEM	WOR		
Leg. Dist. 24						
	05/24	334	260	27	1	46
	06	251	193	22	1	35
	07/19	232	177	15	1	39
	08	269	210	19	0	40
	09	208	149	23	5	31
	10	423	321	60	3	39
	11/12	198	154	8	0	36
	13	363	287	38	0	38
	14/21	464	352	52	3	57
	15	373	283	26	0	64
	16	368	280	34	6	48
	17	84	67	3	0	14
	18	345	270	31	1	43
	20	71	60	5	0	6
Leg. Dist. 24		5,432	4,189	508	29	706
Leg. Dist. 25						
	01	396	319	14	3	60
	02	242	192	11	0	39
	03	311	261	7	0	43
	04/24	191	132	11	0	48
	05	238	205	4	0	29
	06	250	189	30	1	30
	07	289	247	6	0	36
	08	268	227	7	0	34
	09	107	93	1	0	13
	10	292	233	14	0	45
	11	124	107	1	0	16
	12/28	314	233	46	1	34
	13	219	183	5	0	31
	14	171	134	15	0	22
	15	186	146	4	0	36
	16	174	133	4	0	37
	17	152	118	6	0	28
	18	302	227	10	1	64
	20	134	101	6	0	27
	21/28-19	189	161	5	0	23
	22	225	176	18	0	31
	23	104	91	6	1	6
	25	513	398	16	3	96
	26/27	136	104	11	0	21
	29/30	250	194	28	0	28
Leg. Dist. 25		5,777	4,604	286	10	877
Leg. Dist. 26						
	01	490	291	43	0	156
	02	218	137	19	1	61
	03	142	95	11	1	35
	04	236	138	20	2	76
	05	228	152	22	2	52
	06	216	168	7	0	41

CITY COURT JUDGE  
DETAIL

LEGISLATIVE DISTRICT OR TOWN	ELECTION DISTRICT	TOTAL VOTES	MICHAEL C LOPEZ	MICHAEL C LOPEZ	SCATTER	BLANK AND VOID
			DEM	WOR		
Leg. Dist. 26						
	07	232	153	20	1	58
	08	274	204	16	0	54
	09	257	172	22	2	61
	10	286	199	22	1	64
	11	268	173	17	0	78
	12	281	162	29	0	90
	13	302	178	26	4	94
	14	344	211	31	1	101
	15	259	190	21	0	48
	16	271	161	22	5	83
	17	230	129	20	2	79
Leg. Dist. 26		4,534	2,913	368	22	1,231
Leg. Dist. 27						
	01	353	284	11	1	57
	02	348	291	11	3	43
	03	284	210	22	1	51
	04	353	282	23	2	46
	05	338	282	18	0	38
	06	284	239	6	0	39
	07	302	240	16	0	46
	08	496	400	17	2	77
	09	345	283	19	0	43
	10	319	254	17	3	45
	11	383	323	14	0	46
	12	270	207	16	4	43
	13	329	282	10	1	36
	14	248	206	9	0	33
	15	291	239	10	0	42
	16	307	261	8	1	37
	17	344	281	10	0	53
	18	249	175	15	1	58
	19	344	292	11	0	41
	20	179	156	2	0	21
	21	167	143	4	0	20
	22	222	155	22	1	44
	23	207	169	12	1	25
	25	122	78	6	2	36
	26	175	124	10	1	40
Leg. Dist. 27		7,259	5,856	319	24	1,060
Leg. Dist. 28						
	01	228	177	15	1	35
	02	139	103	8	1	27
	03	149	112	5	0	32
	04	152	96	8	0	48
	05	133	93	8	1	31
	06	326	236	21	1	68
	07	382	283	21	0	78
	08	177	113	6	0	58
	09	242	184	18	1	39

CITY COURT JUDGE  
DETAIL

LEGISLATIVE DISTRICT OR TOWN	ELECTION DISTRICT	TOTAL VOTES	MICHAEL C LOPEZ DEM	MICHAEL C LOPEZ WOR	SCATTER	BLANK AND VOID
Leg. Dist. 28						
	10	82	67	5	1	9
	11	149	111	8	1	29
	12	136	105	2	0	29
	13	237	178	19	0	40
	14	201	146	6	1	48
	15	74	57	3	1	13
	16	204	149	12	1	42
	17	22	16	0	1	5
	18	222	180	12	0	30
	20	296	218	25	0	53
	21	282	198	24	0	60
	22	133	107	6	0	20
Leg. Dist. 28		3,966	2,929	232	11	794
Leg. Dist. 29						
	01	33	27	1	0	5
	02	67	54	2	0	11
	03	9	7	0	0	2
	04	290	206	21	1	62
	05	265	204	15	2	44
	06	167	126	13	0	28
	07	205	148	18	1	38
	08	63	49	4	0	10
	09	393	306	23	1	63
	10	293	243	10	0	40
	11	217	156	8	0	53
	12	273	216	15	0	42
	13	151	127	3	1	20
	14	94	76	4	0	14
	15	226	181	9	0	36
	16	99	77	1	0	21
	17	185	116	14	2	53
	18	268	177	28	1	62
	19	141	113	4	0	24
	20	330	259	17	1	53
	21	302	222	19	0	61
	22	142	119	0	0	23
	23	235	160	3	1	71
	24	328	265	17	0	46
	25/28	347	259	17	0	71
	26	111	89	1	0	21
Leg. Dist. 29		5,234	3,982	267	11	974
GRAND TOTAL:		53,008	40,393	3,348	184	9,083

COMMISSIONER OF SCHOOLS  
 1 YEAR TERM  
 CITY OF ROCHESTER  
 (VOTE FOR 2)  
 SUMMARY

LEGISLATIVE DISTRICT OR TOWN	TOTAL VOTES	JUDITH DAVIS DEM	BEATRIZ B LEBRON DEM	BEATRIZ B LEBRON WOR	SCATTER	BLANK AND VOID
Leg. Dist. 07	1,420	424	366	70	2	558
Leg. Dist. 16	24	9	9	0	0	6
Leg. Dist. 21	14,042	5,310	4,920	515	40	3,257
Leg. Dist. 22	8,490	3,282	3,209	98	11	1,890
Leg. Dist. 23	17,636	6,750	6,154	699	86	3,947
Leg. Dist. 24	10,864	4,294	3,890	518	47	2,115
Leg. Dist. 25	11,554	4,549	4,166	296	31	2,512
Leg. Dist. 26	9,068	2,950	2,657	334	44	3,083
Leg. Dist. 27	14,518	5,668	5,157	344	47	3,302
Leg. Dist. 28	7,932	2,824	2,637	224	19	2,228
Leg. Dist. 29	10,468	3,810	3,586	264	26	2,782
<b>GRAND TOTAL:</b>	<b>106,016</b>	<b>39,870</b>	<b>36,751</b>	<b>3,362</b>	<b>353</b>	<b>25,680</b>

COMMISSIONER OF SCHOOLS  
1 YEAR TERM  
CITY OF ROCHESTER  
(VOTE FOR 2)  
DETAIL

LEGISLATIVE DISTRICT OR TOWN	ELECTION DISTRICT	TOTAL VOTES	JUDITH DAVIS DEM	BEATRIZ B LEBRON DEM	BEATRIZ B LEBRON WOR	SCATTER	BLANK AND VOID
Leg. Dist. 07	01	876	257	212	42	0	365
	02	544	167	154	28	2	193
Leg. Dist. 07		1,420	424	366	70	2	558
Leg. Dist. 16	01	24	9	9	0	0	6
Leg. Dist. 16		24	9	9	0	0	6
Leg. Dist. 21	01	616	221	200	32	4	159
	02	564	205	183	32	4	140
	03	328	115	114	10	0	89
	04	348	122	117	6	0	103
	05	394	164	141	25	4	60
	06	662	264	242	25	3	128
	07	926	338	306	31	0	251
	08	284	117	99	16	0	52
	09	850	330	307	37	1	175
	10	904	341	312	27	4	220
	11	480	182	180	10	0	108
	12	1,252	468	443	46	7	288
	13	424	163	149	27	0	85
	14	318	126	117	10	0	65
	15	744	279	264	25	2	174
	16	234	82	77	2	2	71
	17/26	750	283	263	31	1	172
	18	400	146	147	11	0	96
	19	256	92	96	6	0	62
	20	354	139	133	14	2	66
	21	444	164	156	9	0	115
	22	504	190	171	9	0	134
	23	466	184	160	18	0	104
	24	846	311	276	40	6	213
	25	406	164	152	12	0	78
	27	288	120	115	4	0	49
Leg. Dist. 21		14,042	5,310	4,920	515	40	3,257
Leg. Dist. 22	01	574	230	222	4	2	116
	02/13	308	122	117	2	0	67
	03	330	88	118	4	2	118
	04	210	84	85	2	0	39
	05	274	105	110	2	0	57
	06	374	145	134	5	0	90
	07	186	64	67	4	0	51
	08	380	145	143	2	2	88
	09	218	89	83	3	0	43
	10	268	112	110	0	0	46
	11	512	208	180	12	0	112
	12	246	99	95	0	0	52
	14	320	132	127	4	0	57
	15	360	143	140	4	0	73

COMMISSIONER OF SCHOOLS  
 1 YEAR TERM  
 CITY OF ROCHESTER  
 (VOTE FOR 2)  
 DETAIL

LEGISLATIVE DISTRICT OR TOWN	ELECTION DISTRICT	TOTAL VOTES	JUDITH DAVIS  DEM	BEATRIZ B LEBRON  DEM	BEATRIZ B LEBRON  WOR	SCATTER	BLANK AND VOID
Leg. Dist. 22	16	130	55	56	1	0	18
	17	156	60	58	0	0	38
	18	216	78	88	0	0	50
	19	202	81	80	2	0	39
	20	394	160	153	4	0	77
	21	214	71	79	2	0	62
	22	408	162	158	6	0	82
	23	224	95	93	0	0	36
	24	150	64	61	2	2	21
	25	904	337	314	15	1	237
	26/25-19	530	192	186	13	1	138
	27	402	161	152	5	1	83
Leg. Dist. 22		8,490	3,282	3,209	98	11	1,890
Leg. Dist. 23	01	336	127	108	15	0	86
	02	602	236	204	31	7	124
	03	432	169	155	26	3	79
	04	842	322	294	28	5	193
	05	402	153	154	17	3	75
	06	366	135	121	26	1	83
	07	710	282	261	28	2	137
	08	688	275	252	29	4	128
	09	460	180	169	14	0	97
	10	540	219	206	19	5	91
	11	624	254	228	32	5	105
	12	748	295	266	30	2	155
	13	638	219	209	16	4	190
	14	624	254	234	22	6	108
	15	480	189	184	14	5	88
	16	306	111	105	17	3	70
	17	840	313	276	36	3	212
	18	1,240	448	405	40	2	345
	19	650	240	221	26	1	162
	20	726	282	251	30	2	161
	21	592	220	206	21	2	143
	22	544	200	187	18	2	137
	23	390	158	149	13	0	70
	24	600	222	196	29	3	150
	25	904	334	289	37	4	240
	26	1,006	376	330	31	2	267
	27	492	195	179	22	0	96
	28	758	304	280	29	7	138
	29	96	38	35	3	3	17
Leg. Dist. 23		17,636	6,750	6,154	699	86	3,947
Leg. Dist. 24	01	786	317	267	41	6	155
	02/22	620	260	230	29	2	99
	03/23	604	231	217	30	2	124
	04	888	356	322	45	2	163



COMMISSIONER OF SCHOOLS  
1 YEAR TERM  
CITY OF ROCHESTER  
(VOTE FOR 2)  
DETAIL

LEGISLATIVE DISTRICT OR TOWN	ELECTION DISTRICT	TOTAL VOTES	JUDITH DAVIS	BEATRIZ B LEBRON	BEATRIZ B LEBRON	SCATTER	BLANK AND VOID
			DEM	DEM	WOR		
Leg. Dist. 24							
	05/24	668	258	243	22	1	144
	06	502	192	188	21	4	97
	07/19	464	176	157	17	2	112
	08	538	217	200	19	0	102
	09	416	160	141	28	6	81
	10	846	349	306	59	8	124
	11/12	396	148	143	10	1	94
	13	726	297	274	37	1	117
	14/21	928	370	329	57	5	167
	15	746	278	245	29	0	194
	16	736	283	255	37	5	156
	17	168	63	57	5	0	43
	18	690	278	261	27	2	122
	20	142	61	55	5	0	21
Leg. Dist. 24		10,864	4,294	3,890	518	47	2,115
Leg. Dist. 25							
	01	792	317	289	17	5	164
	02	484	188	177	7	0	112
	03	622	259	222	8	1	132
	04/24	382	137	130	11	2	102
	05	476	184	178	7	0	107
	06	500	196	180	27	3	94
	07	578	244	205	3	0	126
	08	536	214	200	6	0	116
	09	214	91	83	1	0	39
	10	584	233	197	13	2	139
	11	248	104	96	2	0	46
	12/28	628	260	221	47	0	100
	13	438	177	164	8	0	89
	14	342	136	124	18	0	64
	15	372	141	127	5	0	99
	16	348	131	119	5	0	93
	17	304	121	102	4	0	77
	18	604	226	208	10	2	158
	20	268	94	93	6	2	73
	21/28-19	378	142	147	5	0	84
	22	450	172	166	18	1	93
	23	208	95	90	8	4	11
	25	1,026	383	364	21	6	252
	26/27	272	103	94	11	0	64
	29/30	500	201	190	28	3	78
Leg. Dist. 25		11,554	4,549	4,166	296	31	2,512
Leg. Dist. 26							
	01	980	298	271	40	4	367
	02	436	145	134	14	2	141
	03	284	89	87	9	1	98
	04	472	143	122	21	2	184
	05	456	155	141	21	1	138
	06	432	165	148	5	1	113

COMMISSIONER OF SCHOOLS  
1 YEAR TERM  
CITY OF ROCHESTER  
(VOTE FOR 2)  
DETAIL

LEGISLATIVE DISTRICT OR TOWN	ELECTION DISTRICT	TOTAL VOTES	JUDITH DAVIS DEM	BEATRIZ B LEBRON DEM	BEATRIZ B LEBRON WOR	SCATTER	BLANK AND VOID
Leg. Dist. 26							
	07	464	145	133	21	2	163
	08	548	205	180	17	1	145
	09	514	171	155	29	2	157
	10	572	198	181	17	3	173
	11	536	174	153	18	0	191
	12	562	171	142	27	3	219
	13	604	184	175	19	6	220
	14	688	212	199	23	1	253
	15	518	187	173	17	1	140
	16	542	169	149	20	8	196
	17	460	139	114	16	6	185
Leg. Dist. 26		9,068	2,950	2,657	334	44	3,083
Leg. Dist. 27							
	01	706	272	255	12	3	164
	02	696	289	264	11	7	125
	03	568	212	195	18	3	140
	04	706	277	257	27	1	144
	05	676	274	246	16	1	139
	06	568	223	211	9	1	124
	07	604	226	207	17	0	154
	08	992	389	345	18	4	236
	09	690	273	248	22	0	147
	10	638	259	233	15	4	127
	11	766	303	287	11	2	163
	12	540	212	182	23	2	121
	13	658	256	253	8	2	139
	14	496	191	176	8	0	121
	15	582	246	200	10	2	124
	16	614	250	231	9	1	123
	17	688	268	235	17	4	164
	18	498	180	162	13	0	143
	19	688	270	246	12	1	159
	20	358	146	127	3	1	81
	21	334	129	126	7	1	71
	22	444	152	140	24	1	127
	23	414	172	155	13	0	74
	25	244	81	76	7	4	76
	26	350	118	100	14	2	116
Leg. Dist. 27		14,518	5,668	5,157	344	47	3,302
Leg. Dist. 28							
	01	456	171	161	13	2	109
	02	278	107	96	9	0	66
	03	298	114	97	4	0	83
	04	304	89	85	10	0	120
	05	266	91	79	10	1	85
	06	652	241	230	20	2	159
	07	764	277	259	19	0	209
	08	354	112	91	6	0	145
	09	484	170	168	18	1	127

COMMISSIONER OF SCHOOLS  
 1 YEAR TERM  
 CITY OF ROCHESTER  
 (VOTE FOR 2)  
 DETAIL

LEGISLATIVE DISTRICT OR TOWN	ELECTION DISTRICT	TOTAL VOTES	JUDITH DAVIS  DEM	BEATRIZ B LEBRON  DEM	BEATRIZ B LEBRON  WOR	SCATTER	BLANK AND VOID
Leg. Dist. 28							
	10	164	61	57	5	0	41
	11	298	107	94	8	1	88
	12	272	97	91	2	1	81
	13	474	163	162	19	1	129
	14	402	134	131	8	2	127
	15	148	50	47	4	2	45
	16	408	144	138	12	2	112
	17	44	14	15	0	1	14
	18	444	174	163	10	0	97
	20	592	215	197	23	2	155
	21	564	200	183	19	0	162
	22	266	93	93	5	1	74
Leg. Dist. 28		7,932	2,824	2,637	224	19	2,228
Leg. Dist. 29							
	01	66	26	23	1	0	16
	02	134	41	46	2	0	45
	03	18	8	7	0	0	3
	04	580	191	179	21	2	187
	05	530	183	186	15	4	142
	06	334	121	114	12	0	87
	07	410	146	134	13	5	112
	08	126	46	42	4	0	34
	09	786	283	279	25	2	197
	10	586	227	217	12	0	130
	11	434	143	142	9	0	140
	12	546	203	195	15	0	133
	13	302	113	109	3	2	75
	14	188	74	62	4	1	47
	15	452	179	164	7	0	102
	16	198	71	73	1	0	53
	17	370	119	103	13	0	135
	18	536	182	159	29	3	163
	19	282	112	89	4	0	77
	20	660	248	244	17	2	149
	21	604	214	203	21	2	164
	22	284	113	108	2	0	61
	23	470	176	149	5	2	138
	24	656	265	247	14	1	129
	25/28	694	240	230	14	0	210
	26	222	86	82	1	0	53
Leg. Dist. 29		10,468	3,810	3,586	264	26	2,782
GRAND TOTAL:		106,016	39,870	36,751	3,362	353	25,680

TOWN OF CLARKSON  
TOWN JUSTICE

<u>LEGISLATIVE DISTRICT OR TOWN</u>	<u>ELECTION DISTRICT</u>	<u>TOTAL VOTES</u>	<u>CHRISTOPHER T WILCOX REP</u>	<u>CHRISTOPHER T WILCOX CON</u>	<u>CHRISTOPHER T WILCOX IND</u>	<u>CHRISTOPHER T WILCOX REF</u>	<u>SCATTER</u>	<u>BLANK AND VOID</u>
Clarkson	01	540	328	76	43	6	1	86
	02	78	47	11	5	1	0	14
	03	408	222	48	40	5	0	93
	04	601	380	81	37	9	1	93
	05	783	441	107	67	11	8	149
	06	354	194	46	33	7	2	72
<b>GRAND TOTAL:</b>		<u>2,764</u>	<u>1,612</u>	<u>369</u>	<u>225</u>	<u>39</u>	<u>12</u>	<u>507</u>

TOWN/VILLAGE OF EAST ROCHESTER  
TOWN JUSTICE  
(VOTE FOR 2)

LEGISLATIVE DISTRICT OR TOWN	ELECTION DISTRICT	TOTAL VOTES	DENNIS J GRECO	AMY L MONACHINO	AMY L MONACHINO	DENNIS J GRECO	AMY L MONACHINO	AMY L MONACHINO	SCATTER	BLANK AND VOID
			DEM	REP	CON	IND	IND	REF		
East Rochester	01	750	214	168	27	21	26	6	1	287
	02	650	191	165	13	22	35	5	3	216
	03	618	179	167	32	29	23	1	4	183
	04	654	201	159	14	23	30	7	3	217
	05	596	184	124	18	26	33	8	6	197
	06	790	247	173	26	29	31	9	2	273
	07	634	192	155	24	30	29	4	6	194
GRAND TOTAL:		<u>4,692</u>	<u>1,408</u>	<u>1,111</u>	<u>154</u>	<u>180</u>	<u>207</u>	<u>40</u>	<u>25</u>	<u>1,567</u>

TOWN OF PARMA  
TOWN JUSTICE

LEGISLATIVE DISTRICT OR TOWN	ELECTION DISTRICT	TOTAL VOTES	DANIEL W BARLOW REP	DANIEL W BARLOW CON	DANIEL W BARLOW IND	SCATTER	BLANK AND VOID
Parma							
	01	481	269	61	45	1	105
	02	528	310	72	39	2	105
	03	412	236	52	33	1	90
	04	405	247	53	24	1	80
	05	307	184	34	20	0	69
	06	204	123	30	7	0	44
	07	404	240	59	33	1	71
	08	559	331	69	36	2	121
	09	456	277	62	23	0	94
	10	437	264	76	30	1	66
	11	488	267	58	42	1	120
	12	494	290	50	62	1	91
	13	741	457	78	53	3	150
	14	356	191	36	28	1	100
	15	494	305	54	43	1	91
GRAND TOTAL:		<u>6,766</u>	<u>3,991</u>	<u>844</u>	<u>518</u>	<u>16</u>	<u>1,397</u>

TOWN OF PARMA  
MEMBER OF TOWN COUNCIL  
3 YEAR TERM

LEGISLATIVE DISTRICT OR TOWN	ELECTION DISTRICT	TOTAL VOTES	LINDA M JUDD REP	LINDA M JUDD CON	LINDA M JUDD IND	SCATTER	BLANK AND VOID
Parma							
	01	481	270	61	41	1	108
	02	528	302	75	40	3	108
	03	412	235	50	36	0	91
	04	405	244	52	26	1	82
	05	307	178	34	19	2	74
	06	204	122	27	8	0	47
	07	404	244	50	35	1	74
	08	559	332	72	38	1	116
	09	456	278	61	26	0	91
	10	437	264	73	30	1	69
	11	488	271	57	42	0	118
	12	494	296	46	60	1	91
	13	741	466	76	52	3	144
	14	356	188	41	26	1	100
	15	494	302	53	43	1	95
GRAND TOTAL:		<u><u>6,766</u></u>	<u><u>3,992</u></u>	<u><u>828</u></u>	<u><u>522</u></u>	<u><u>16</u></u>	<u><u>1,408</u></u>

TOWN OF PARMA  
MEMBER OF TOWN COUNCIL  
1 YEAR TERM

LEGISLATIVE DISTRICT OR TOWN	ELECTION DISTRICT	TOTAL VOTES	G BLAKE KELLER REP	G BLAKE KELLER CON	G BLAKE KELLER IND	SCATTER	BLANK AND VOID
Parma							
	01	481	270	58	42	1	110
	02	528	304	74	41	2	107
	03	412	231	49	33	1	98
	04	405	243	52	26	1	83
	05	307	177	34	18	2	76
	06	204	121	26	8	0	49
	07	404	240	51	34	1	78
	08	559	323	69	38	1	128
	09	456	272	62	26	0	96
	10	437	261	72	30	1	73
	11	488	263	58	44	0	123
	12	494	292	43	61	1	97
	13	741	457	73	55	3	153
	14	356	187	41	26	1	101
	15	494	301	52	44	1	96
GRAND TOTAL:		<u><u>6,766</u></u>	<u><u>3,942</u></u>	<u><u>814</u></u>	<u><u>526</u></u>	<u><u>16</u></u>	<u><u>1,468</u></u>



TOWN OF RIGA  
TOWN JUSTICE

LEGISLATIVE DISTRICT OR TOWN	ELECTION DISTRICT	TOTAL VOTES	RICHARD E STOWE REP	RICHARD E STOWE CON	RICHARD E STOWE IND	RICHARD E STOWE REF	SCATTER	BLANK AND VOID
Riga	01	646	362	94	64	11	6	109
	02	491	294	76	39	3	2	77
	03	393	237	43	36	6	1	70
	04	421	279	43	31	5	1	62
	05	436	312	42	26	4	2	50
	06	388	240	74	24	1	1	48
GRAND TOTAL:		<u>2,775</u>	<u>1,724</u>	<u>372</u>	<u>220</u>	<u>30</u>	<u>13</u>	<u>416</u>

TOWN OF RUSH  
TOWN JUSTICE

<u>LEGISLATIVE DISTRICT OR TOWN</u>	<u>ELECTION DISTRICT</u>	<u>TOTAL VOTES</u>	<u>MICHAEL J TALLON REP</u>	<u>MICHAEL J TALLON CON</u>	<u>MICHAEL J TALLON IND</u>	<u>SCATTER</u>	<u>BLANK AND VOID</u>
Rush							
	01	537	293	62	62	4	116
	02	351	215	42	31	2	61
	03	511	261	54	71	5	120
	04	522	272	65	69	5	111
GRAND TOTAL:		<u>1,921</u>	<u>1,041</u>	<u>223</u>	<u>233</u>	<u>16</u>	<u>408</u>

TOWN OF SWEDEN  
TOWN JUSTICE

LEGISLATIVE DISTRICT OR TOWN	ELECTION DISTRICT	TOTAL VOTES	ROBERT P CONNORS REP	ROBERT P CONNORS CON	ROBERT P CONNORS IND	ROBERT P CONNORS REF	SCATTER	BLANK AND VOID
Sweden								
	01	413	217	39	39	4	2	112
	02	240	94	15	33	5	6	87
	03	455	211	46	48	12	5	133
	04	469	232	44	48	8	3	134
	05	107	42	7	8	4	3	43
	06	349	173	39	35	11	6	85
	07	365	191	42	38	5	2	87
	08	389	205	57	35	2	1	89
	09	366	196	34	45	3	5	83
	10	558	323	94	43	6	4	88
	11	139	63	11	17	4	2	42
	12	380	216	57	20	5	7	75
GRAND TOTAL:		<u>4,230</u>	<u>2,163</u>	<u>485</u>	<u>409</u>	<u>69</u>	<u>46</u>	<u>1,058</u>

VILLAGE OF FAIRPORT  
MAYOR

LEGISLATIVE DISTRICT OR TOWN	ELECTION DISTRICT	TOTAL VOTES	JULIE M DOMARATZ DEM	FREDERICK H MAY REP	FREDERICK H MAY CON	JULIE M DOMARATZ WOR	JULIE M DOMARATZ IND	JULIE M DOMARATZ WEP	FREDERICK H MAY REF	SCATTER	BLANK AND VOID
Perinton	04	403	207	148	27	6	2	3	5	0	5
	05	247	139	74	13	4	7	4	2	0	4
	06	392	232	118	17	3	4	5	3	0	10
	07	487	259	164	24	6	20	4	2	0	8
	14	436	206	176	32	4	6	3	3	0	6
	25	348	199	106	13	9	8	3	4	0	6
	38	610	296	242	34	7	9	5	3	1	13
GRAND TOTAL:		<u>2,923</u>	<u>1,538</u>	<u>1,028</u>	<u>160</u>	<u>39</u>	<u>56</u>	<u>27</u>	<u>22</u>	<u>1</u>	<u>52</u>

VILLAGE OF FAIRPORT  
 VILLAGE TRUSTEE  
 (VOTE FOR 2)  
 DETAIL 1 OF 2

LEGISLATIVE DISTRICT OR TOWN	ELECTION DISTRICT	TOTAL VOTES	MATTHEW J BROWN DEM	TIMOTHY J SLISZ DEM	KENNETH G ROHR REP	KENNETH G ROHR CON	MATTHEW J BROWN WOR	TIMOTHY J SLISZ WOR
Perinton								
	04	806	228	247	141	28	8	8
	05	494	142	148	82	15	6	7
	06	784	254	263	112	14	5	7
	07	974	268	323	166	26	6	17
	14	872	226	258	171	32	9	13
	25	696	203	242	102	16	10	10
	38	1,220	316	321	248	35	14	21
GRAND TOTAL:		<u>5,846</u>	<u>1,637</u>	<u>1,802</u>	<u>1,022</u>	<u>166</u>	<u>58</u>	<u>83</u>

VILLAGE OF FAIRPORT  
VILLAGE TRUSTEE  
(VOTE FOR 2)  
DETAIL 2 OF 2

LEGISLATIVE DISTRICT OR TOWN	ELECTION DISTRICT	TOTAL VOTES	MATTHEW J BROWN	TIMOTHY J SLISZ	MATTHEW J BROWN	KENNETH G ROHR	SCATTER	BLANK AND VOID
			IND	IND	WEP	REF		
Perinton								
	04	806	10	17	2	3	0	114
	05	494	9	12	5	2	1	65
	06	784	9	10	5	3	1	101
	07	974	19	24	5	3	1	116
	14	872	9	25	6	3	0	120
	25	696	13	17	2	2	0	79
	38	1,220	9	19	6	2	5	224
GRAND TOTAL:		<u>5,846</u>	<u>78</u>	<u>124</u>	<u>31</u>	<u>18</u>	<u>8</u>	<u>819</u>

VILLAGE OF FAIRPORT  
VILLAGE JUSTICE

LEGISLATIVE DISTRICT OR TOWN	ELECTION DISTRICT	TOTAL VOTES	VINCENT M BARONE REP	VINCENT M BARONE CON	VINCENT M BARONE IND	VINCENT M BARONE REF	SCATTER	BLANK AND VOID
Perinton	04	403	199	40	49	9	7	99
	05	247	122	16	41	1	0	67
	06	392	203	26	44	3	3	113
	07	487	242	43	69	5	6	122
	14	436	250	47	44	8	7	80
	25	348	162	23	53	7	10	93
	38	610	317	49	76	15	7	146
GRAND TOTAL:		<u>2,923</u>	<u>1,495</u>	<u>244</u>	<u>376</u>	<u>48</u>	<u>40</u>	<u>720</u>

VOTER TURNOUT  
2018 GENERAL ELECTION  
SUMMARY

LEGISLATIVE DISTRICT OR TOWN	VOTERS ELIGIBLE	VOTED*	PERCENT TURNOUT
Leg. Dist. 07	1,242	709	57.1
Leg. Dist. 16	12	12	100.0
Leg. Dist. 21	12,799	7,036	55.0
Leg. Dist. 22	11,350	4,251	37.5
Leg. Dist. 23	12,826	8,881	69.2
Leg. Dist. 24	8,093	5,453	67.4
Leg. Dist. 25	11,887	5,793	48.7
Leg. Dist. 26	8,337	4,533	54.4
Leg. Dist. 27	14,432	7,272	50.4
Leg. Dist. 28	10,329	3,973	38.5
Leg. Dist. 29	12,135	5,236	43.1
CITY	103,442	53,149	51.4
Brighton	23,240	16,702	71.9
Chili	19,396	12,432	64.1
Clarkson	4,362	2,764	63.4
East Rochester	3,793	2,347	61.9
Gates	18,762	10,989	58.6
Greece	63,494	38,062	59.9
Hamlin	5,440	3,370	61.9
Henrietta	24,512	15,144	61.8
Irondequoit	34,950	22,884	65.5
Mendon	6,856	4,874	71.1
Ogden	13,299	8,598	64.7
Parma	10,722	6,780	63.2
Penfield	27,244	18,588	68.2
Perinton	34,918	24,769	70.9
Pittsford	20,756	14,754	71.1
Riga	4,102	2,774	67.6
Rush	2,715	1,923	70.8
Sweden	6,923	4,246	61.3
Webster	31,072	20,792	66.9
Wheatland	3,306	2,228	67.4
TOWNS	359,862	235,020	65.3
GRAND TOTAL:	463,304	288,169	62.2

\*The Voted total is higher than the total voters for any particular race. This report includes all types of voters, including Federal voters (who cannot vote in State/Local races) and State/Local voters (who cannot vote in Federal level races).



VOTER TURNOUT  
2018 GENERAL ELECTION  
DETAIL

LEGISLATIVE DISTRICT OR TOWN	ELECTION DISTRICT	VOTERS ELIGIBLE	VOTED	PERCENT TURNOUT
Leg. Dist. 07				
	01	720	436	60.6
	02	<u>522</u>	<u>273</u>	<u>52.3</u>
Leg. Dist. 07		1,242	709	57.1
Leg. Dist. 16				
	01	<u>12</u>	<u>12</u>	<u>100.0</u>
Leg. Dist. 16		12	12	100.0
Leg. Dist. 21				
	01	448	308	68.8
	02	427	285	66.7
	03	355	164	46.2
	04	322	172	53.4
	05	279	198	71.0
	06	537	333	62.0
	07	712	466	65.4
	08	222	143	64.4
	09	607	428	70.5
	10	575	453	78.8
	11	560	240	42.9
	12	979	628	64.1
	13	319	212	66.5
	14	231	158	68.4
	15	731	372	50.9
	16	270	118	43.7
	17/26	735	375	51.0
	18	595	201	33.8
	19	355	128	36.1
	20	261	177	67.8
	21	463	221	47.7
	22	668	252	37.7
	23	570	233	40.9
	24	631	424	67.2
	25	554	203	36.6
	27	<u>393</u>	<u>144</u>	<u>36.6</u>
Leg. Dist. 21		12,799	7,036	55.0
Leg. Dist. 22				
	01	737	287	38.9
	02/13	502	154	30.7
	03	498	166	33.3
	04	332	105	31.6
	05	474	137	28.9
	06	375	187	49.9
	07	337	93	27.6
	08	469	190	40.5
	09	348	112	32.2
	10	350	130	37.1
	11	540	256	47.4
	12	333	123	36.9
	14	481	160	33.3
	15	626	180	28.8
	16	255	66	25.9
	17	265	79	29.8
	18	331	108	32.6
	19	387	102	26.4

VOTER TURNOUT  
2018 GENERAL ELECTION  
DETAIL

LEGISLATIVE DISTRICT OR TOWN	ELECTION DISTRICT	VOTERS ELIGIBLE	VOTED	PERCENT TURNOUT
Leg. Dist. 22				
	20	516	197	38.2
	21	329	107	32.5
	22	623	204	32.7
	23	335	111	33.1
	24	206	76	36.9
	25	746	453	60.7
	26/25-19	455	267	58.7
	27	500	201	40.2
Leg. Dist. 22		11,350	4,251	37.5
Leg. Dist. 23				
	01	225	169	75.1
	02	534	303	56.7
	03	403	217	53.8
	04	596	423	71.0
	05	358	203	56.7
	06	277	183	66.1
	07	503	358	71.2
	08	509	348	68.4
	09	308	232	75.3
	10	397	277	69.8
	11	429	316	73.7
	12	490	379	77.3
	13	455	320	70.3
	14	496	317	63.9
	15	357	243	68.1
	16	230	153	66.5
	17	631	420	66.6
	18	852	620	72.8
	19	490	325	66.3
	20	475	369	77.7
	21	368	296	80.4
	22	347	274	79.0
	23	316	196	62.0
	24	479	299	62.4
	25	589	455	77.2
	26	683	506	74.1
	27	326	249	76.4
	28	587	383	65.2
	29	116	48	41.4
Leg. Dist. 23		12,826	8,881	69.2
Leg. Dist. 24				
	01	494	397	80.4
	02/22	397	312	78.6
	03/23	368	302	82.1
	04	648	446	68.8
	05/24	555	333	60.0
	06	369	250	67.8
	07/19	392	237	60.5
	08	403	272	67.5
	09	302	208	68.9
	10	608	422	69.4
	11/12	457	197	43.1
	13	529	362	68.4

VOTER TURNOUT  
2018 GENERAL ELECTION  
DETAIL

LEGISLATIVE DISTRICT OR TOWN	ELECTION DISTRICT	VOTERS ELIGIBLE	VOTED	PERCENT TURNOUT
Leg. Dist. 24	14/21	646	466	72.1
	15	600	375	62.5
	16	517	373	72.1
	17	149	83	55.7
	18	552	347	62.9
	20	107	71	66.4
Leg. Dist. 24		8,093	5,453	67.4
Leg. Dist. 25	01	573	396	69.1
	02	578	241	41.7
	03	608	314	51.6
	04/24	316	193	61.1
	05	495	238	48.1
	06	466	250	53.6
	07	741	289	39.0
	08	606	270	44.6
	09	298	107	35.9
	10	532	292	54.9
	11	324	124	38.3
	12/28	464	314	67.7
	13	533	219	41.1
	14	246	172	69.9
	15	424	189	44.6
	16	585	173	29.6
	17	421	153	36.3
	18	694	299	43.1
	20	225	135	60.0
	21/28-19	465	190	40.9
	22	345	229	66.4
	23	361	105	29.1
	25	925	513	55.5
	26/27	251	136	54.2
	29/30	411	252	61.3
Leg. Dist. 25		11,887	5,793	48.7
Leg. Dist. 26	01	766	490	64.0
	02	400	218	54.5
	03	276	142	51.4
	04	410	235	57.3
	05	459	228	49.7
	06	411	216	52.6
	07	537	234	43.6
	08	540	272	50.4
	09	577	258	44.7
	10	583	285	48.9
	11	482	267	55.4
	12	497	281	56.5
	13	485	305	62.9
	14	512	343	67.0
	15	520	258	49.6
	16	475	271	57.1
	17	407	230	56.5
Leg. Dist. 26		8,337	4,533	54.4

VOTER TURNOUT  
2018 GENERAL ELECTION  
DETAIL

LEGISLATIVE DISTRICT OR TOWN	ELECTION DISTRICT	VOTERS ELIGIBLE	VOTED	PERCENT TURNOUT
Leg. Dist. 27	01	591	353	59.7
	02	602	348	57.8
	03	494	284	57.5
	04	625	352	56.3
	05	617	338	54.8
	06	636	283	44.5
	07	544	303	55.7
	08	1,072	497	46.4
	09	616	345	56.0
	10	540	320	59.3
	11	708	383	54.1
	12	528	271	51.3
	13	621	329	53.0
	14	473	248	52.4
	15	566	294	51.9
	16	604	309	51.2
	17	752	345	45.9
	18	771	251	32.6
	19	640	344	53.8
	20	480	179	37.3
	21	321	167	52.0
	22	562	224	39.9
	23	388	207	53.4
	25	306	122	39.9
	26	375	176	46.9
Leg. Dist. 27		14,432	7,272	50.4
Leg. Dist. 28	01	565	228	40.4
	02	405	141	34.8
	03	436	147	33.7
	04	332	152	45.8
	05	319	133	41.7
	06	612	330	53.9
	07	876	380	43.4
	08	526	177	33.7
	09	573	242	42.2
	10	242	82	33.9
	11	501	149	29.7
	12	409	136	33.3
	13	649	237	36.5
	14	693	201	29.0
	15	322	75	23.3
	16	476	204	42.9
	17	112	22	19.6
	18	541	222	41.0
	20	724	298	41.2
	21	661	284	43.0
	22	355	133	37.5
Leg. Dist. 28		10,329	3,973	38.5
Leg. Dist. 29	01	95	33	34.7
	02	262	69	26.3
	03	21	9	42.9

VOTER TURNOUT  
2018 GENERAL ELECTION  
DETAIL

LEGISLATIVE DISTRICT OR TOWN	ELECTION DISTRICT	VOTERS ELIGIBLE	VOTED	PERCENT TURNOUT
Leg. Dist. 29	04	590	292	49.5
	05	621	264	42.5
	06	390	164	42.1
	07	296	195	65.9
	08	137	63	46.0
	09	906	393	43.4
	10	824	292	35.4
	11	488	218	44.7
	12	761	273	35.9
	13	545	151	27.7
	14	236	95	40.3
	15	656	223	34.0
	16	284	103	36.3
	17	347	193	55.6
	18	386	269	69.7
	19	400	142	35.5
	20	845	330	39.1
	21	567	301	53.1
	22	220	142	64.5
	23	402	235	58.5
	24	821	328	40.0
	25/28	676	346	51.2
	26	359	113	31.5
Leg. Dist. 29		<u>12,135</u>	<u>5,236</u>	<u>43.1</u>
CITY		103,442	53,149	51.4
Brighton	01	615	462	75.1
	02	407	262	64.4
	03	516	377	73.1
	04	532	409	76.9
	05	538	405	75.3
	06	720	546	75.8
	07	459	333	72.5
	08	558	407	72.9
	09	464	360	77.6
	10	595	462	77.6
	11	605	460	76.0
	12	644	517	80.3
	13	360	266	73.9
	14	427	299	70.0
	15	450	335	74.4
	16	361	266	73.7
	17	342	229	67.0
	18	489	387	79.1
	19	330	255	77.3
	20	441	273	61.9
	21	479	354	73.9
	22	575	398	69.2
	23	424	313	73.8
	24	574	435	75.8
	25	390	296	75.9
	26	424	278	65.6
	27	386	289	74.9

VOTER TURNOUT  
2018 GENERAL ELECTION  
DETAIL

LEGISLATIVE DISTRICT OR TOWN	ELECTION DISTRICT	VOTERS ELIGIBLE	VOTED	PERCENT TURNOUT
Brighton	28	724	506	69.9
	29	389	283	72.8
	30	991	675	68.1
	31	450	345	76.7
	32	561	429	76.5
	33	611	441	72.2
	34	502	381	75.9
	35	461	314	68.1
	36	558	322	57.7
	37	410	307	74.9
	38	567	401	70.7
	39	432	332	76.9
	40	877	610	69.6
	41	819	494	60.3
	42	165	134	81.2
	43	602	394	65.4
	44	270	156	57.8
	45	447	283	63.3
	46	299	222	74.2
Brighton		23,240	16,702	71.9
Chili	01	430	298	69.3
	02	666	463	69.5
	03	648	421	65.0
	04	440	281	63.9
	05	520	341	65.6
	06	553	365	66.0
	07	359	231	64.3
	08	580	387	66.7
	09	544	347	63.8
	10	393	242	61.6
	11	611	391	64.0
	12	558	355	63.6
	13	768	518	67.4
	14	573	358	62.5
	15	471	311	66.0
	16	1,061	694	65.4
	17	1,239	842	68.0
	18	643	395	61.4
	19	480	340	70.8
	20	756	491	64.9
	21	386	258	66.8
	22	761	412	54.1
	23	460	289	62.8
	24	1,236	774	62.6
	25	530	320	60.4
	26	723	457	63.2
	27	528	344	65.2
	28	489	301	61.6
	29	355	237	66.8
	30	422	223	52.8
	31	520	342	65.8
	32	693	404	58.3

VOTER TURNOUT  
2018 GENERAL ELECTION  
DETAIL

LEGISLATIVE DISTRICT OR TOWN	ELECTION DISTRICT	VOTERS ELIGIBLE	VOTED	PERCENT TURNOUT
Chili		19,396	12,432	64.1
Clarkson				
	01	827	539	65.2
	02	116	78	67.2
	03	626	410	65.5
	04	876	600	68.5
	05	1,386	783	56.5
	06	531	354	66.7
Clarkson		4,362	2,764	63.4
East Rochester				
	01	682	377	55.3
	02	536	324	60.4
	03	488	309	63.3
	04	514	325	63.2
	05	482	299	62.0
	06	569	396	69.6
	07	522	317	60.7
East Rochester		3,793	2,347	61.9
Gates				
	01	401	213	53.1
	02	498	286	57.4
	03	565	295	52.2
	04	516	318	61.6
	05	522	380	72.8
	06	609	337	55.3
	07	1,102	644	58.4
	08	405	255	63.0
	09	628	377	60.0
	10	317	199	62.8
	11	391	244	62.4
	12	388	225	58.0
	13	680	330	48.5
	14	438	249	56.8
	15	887	479	54.0
	16	461	266	57.7
	17	559	297	53.1
	18	644	361	56.1
	19	472	308	65.3
	20	500	316	63.2
	21	499	291	58.3
	22	383	243	63.4
	23	505	324	64.2
	24	1,095	644	58.8
	25	442	242	54.8
	26	619	413	66.7
	27	716	405	56.6
	28	420	242	57.6
	29	542	305	56.3
	30	340	204	60.0
	31	435	274	63.0
	32	531	341	64.2
	33	322	148	46.0
	34	541	315	58.2
	35	389	219	56.3

VOTER TURNOUT  
2018 GENERAL ELECTION  
DETAIL

<u>LEGISLATIVE DISTRICT OR TOWN</u>	<u>ELECTION DISTRICT</u>	<u>VOTERS ELIGIBLE</u>	<u>VOTED</u>	<u>PERCENT TURNOUT</u>
Gates		18,762	10,989	58.6
Greece				
	01	460	295	64.1
	02	573	407	71.0
	03	450	265	58.9
	04	425	257	60.5
	05	435	255	58.6
	06	434	230	53.0
	07	621	322	51.9
	08	566	295	52.1
	09	547	318	58.1
	10	499	270	54.1
	11	287	149	51.9
	12	401	191	47.6
	13	448	268	59.8
	14	420	214	51.0
	15	451	285	63.2
	16	351	206	58.7
	17	684	438	64.0
	18	594	371	62.5
	19	451	250	55.4
	20	565	285	50.4
	21	458	269	58.7
	22	429	253	59.0
	23	779	453	58.2
	24	665	449	67.5
	25	552	325	58.9
	26	434	242	55.8
	27	983	545	55.4
	28	677	405	59.8
	29	492	331	67.3
	30	391	229	58.6
	31	420	264	62.9
	32	620	311	50.2
	33	642	400	62.3
	34	556	368	66.2
	35	526	316	60.1
	36	768	453	59.0
	37	378	239	63.2
	38	793	486	61.3
	39	356	221	62.1
	40	479	251	52.4
	41	622	365	58.7
	42	536	258	48.1
	43	591	364	61.6
	44	692	469	67.8
	45	848	536	63.2
	46	459	222	48.4
	47	502	318	63.3
	48	393	235	59.8
	49	346	229	66.2
	50	502	318	63.3
	51	347	212	61.1
	52	698	425	60.9



VOTER TURNOUT  
2018 GENERAL ELECTION  
DETAIL

<u>LEGISLATIVE DISTRICT OR TOWN</u>	<u>ELECTION DISTRICT</u>	<u>VOTERS ELIGIBLE</u>	<u>VOTED</u>	<u>PERCENT TURNOUT</u>
Greece				
	53	686	291	42.4
	54	601	389	64.7
	55	407	248	60.9
	56	647	382	59.0
	57	535	309	57.8
	58	655	428	65.3
	59	617	237	38.4
	60	479	274	57.2
	61	600	321	53.5
	62	775	427	55.1
	63	628	351	55.9
	64	480	279	58.1
	65	478	312	65.3
	66	354	198	55.9
	67	461	292	63.3
	68	643	388	60.3
	69	334	224	67.1
	70	1,479	930	62.9
	71	607	411	67.7
	72	771	487	63.2
	73	395	189	47.8
	74	605	319	52.7
	75	468	284	60.7
	76	411	285	69.3
	77	638	403	63.2
	78	407	226	55.5
	79	1,067	665	62.3
	80	672	462	68.8
	81	350	230	65.7
	82	690	385	55.8
	83	425	185	43.5
	84	656	394	60.1
	85	696	426	61.2
	86	618	429	69.4
	87	496	311	62.7
	88	615	401	65.2
	89	453	283	62.5
	90	735	427	58.1
	91	990	630	63.6
	92	965	538	55.8
	93	792	453	57.2
	94	621	392	63.1
	95	464	257	55.4
	96	713	431	60.4
	97	968	680	70.2
	98	1,028	573	55.7
	99	601	388	64.6
	100	809	516	63.8
	101	373	237	63.5
	102	921	550	59.7
	103	625	424	67.8
	104	436	299	68.6
	105	702	459	65.4

VOTER TURNOUT  
2018 GENERAL ELECTION  
DETAIL

<u>LEGISLATIVE DISTRICT OR TOWN</u>	<u>ELECTION DISTRICT</u>	<u>VOTERS ELIGIBLE</u>	<u>VOTED</u>	<u>PERCENT TURNOUT</u>
Greece	106	531	335	63.1
	107	483	296	61.3
	108	423	276	65.2
	109	819	514	62.8
Greece		<u>63,494</u>	<u>38,062</u>	<u>59.9</u>
Hamlin	01	586	348	59.4
	02	610	396	64.9
	03	591	389	65.8
	04	435	271	62.3
	05	549	336	61.2
	06	472	285	60.4
	07	693	478	69.0
	08	434	237	54.6
	09	411	216	52.6
	10	659	414	62.8
Hamlin		<u>5,440</u>	<u>3,370</u>	<u>61.9</u>
Henrietta	01	682	459	67.3
	02	565	349	61.8
	03	376	198	52.7
	04	678	427	63.0
	05	601	355	59.1
	06	557	333	59.8
	07	436	315	72.2
	08	536	353	65.9
	09	521	282	54.1
	10	590	362	61.4
	11	560	317	56.6
	12	509	333	65.4
	13	1,054	634	60.2
	14	563	315	56.0
	15	860	489	56.9
	16	425	248	58.4
	17	618	409	66.2
	18	687	456	66.4
	19	545	326	59.8
	20	925	598	64.6
	21	423	276	65.2
	22	789	554	70.2
	23	662	354	53.5
	24	780	423	54.2
	25	475	336	70.7
	26	1,154	728	63.1
	27	904	594	65.7
	28	671	462	68.9
	29	2,046	1,213	59.3
	30	1,363	838	61.5
	31	443	231	52.1
	32	792	573	72.3
	33	456	262	57.5
	34	466	234	50.2
	35	800	508	63.5

VOTER TURNOUT  
2018 GENERAL ELECTION  
DETAIL

<u>LEGISLATIVE DISTRICT OR TOWN</u>	<u>ELECTION DISTRICT</u>	<u>VOTERS ELIGIBLE</u>	<u>VOTED</u>	<u>PERCENT TURNOUT</u>
Henrietta		24,512	15,144	61.8
Irondequoit	01	901	530	58.8
	02	406	270	66.5
	03	665	411	61.8
	04	275	180	65.5
	05	551	338	61.3
	06	756	566	74.9
	07	667	480	72.0
	08	520	376	72.3
	09	573	341	59.5
	10	480	350	72.9
	11	305	203	66.6
	12	461	319	69.2
	13	685	472	68.9
	14	695	480	69.1
	15	583	447	76.7
	16	832	605	72.7
	17	358	239	66.8
	18	542	370	68.3
	19	674	451	66.9
	20	446	334	74.9
	21	553	369	66.7
	22	542	392	72.3
	23	466	338	72.5
	24	471	323	68.6
	25	567	348	61.4
	26	502	250	49.8
	27	331	241	72.8
	28	471	295	62.6
	29	449	296	65.9
	30	472	326	69.1
	31	638	471	73.8
	32	548	375	68.4
	33	408	259	63.5
	34	777	521	67.1
	35	370	266	71.9
	36	489	219	44.8
	37	474	264	55.7
	38	402	204	50.7
	39	144	89	61.8
	40	289	198	68.5
	41	529	338	63.9
	42	524	370	70.6
	43	457	306	67.0
	44	886	602	67.9
	45	400	252	63.0
	46	540	330	61.1
	47	192	135	70.3
	48	456	326	71.5
	49	656	461	70.3
	50	556	262	47.1
	51	572	423	74.0
	52	654	409	62.5

VOTER TURNOUT  
2018 GENERAL ELECTION  
DETAIL

LEGISLATIVE DISTRICT OR TOWN	ELECTION DISTRICT	VOTERS ELIGIBLE	VOTED	PERCENT TURNOUT	
Irondequoit	53	514	312	60.7	
	54	185	110	59.5	
	55	581	401	69.0	
	56	440	274	62.3	
	57	752	485	64.5	
	58	652	403	61.8	
	59	492	309	62.8	
	60	518	327	63.1	
	61	639	453	70.9	
	62	518	363	70.1	
	63	433	295	68.1	
	64	298	137	46.0	
	65	410	264	64.4	
	66	420	180	42.9	
	67	417	256	61.4	
	68	521	295	56.6	
			34,950	22,884	65.5
	Irondequoit				
Mendon	01	912	642	70.4	
	02	825	569	69.0	
	03	851	630	74.0	
	04	655	457	69.8	
	05	777	593	76.3	
	06	817	603	73.8	
	07	916	648	70.7	
	08	397	247	62.2	
	09	706	485	68.7	
		6,856	4,874	71.1	
Mendon					
Ogden	01	569	386	67.8	
	02	589	403	68.4	
	03	920	617	67.1	
	04	558	372	66.7	
	05	577	375	65.0	
	06	772	496	64.2	
	07	380	272	71.6	
	08	776	470	60.6	
	09	602	380	63.1	
	10	594	410	69.0	
	11	654	448	68.5	
	12	836	516	61.7	
	13	657	417	63.5	
	14	607	350	57.7	
	15	834	533	63.9	
	16	412	261	63.3	
	17	579	374	64.6	
	18	921	554	60.2	
	19	734	475	64.7	
	20	728	489	67.2	
		13,299	8,598	64.7	
Ogden					
Parma	01	726	482	66.4	
	02	802	529	66.0	

VOTER TURNOUT  
2018 GENERAL ELECTION  
DETAIL

<u>LEGISLATIVE DISTRICT OR TOWN</u>	<u>ELECTION DISTRICT</u>	<u>VOTERS ELIGIBLE</u>	<u>VOTED</u>	<u>PERCENT TURNOUT</u>
Parma	03	614	412	67.1
	04	659	405	61.5
	05	463	307	66.3
	06	331	204	61.6
	07	615	404	65.7
	08	824	559	67.8
	09	735	458	62.3
	10	689	438	63.6
	11	710	493	69.4
	12	910	493	54.2
	13	1,207	744	61.6
	14	660	356	53.9
	15	777	496	63.8
Parma		<u>10,722</u>	<u>6,780</u>	<u>63.2</u>
Penfield	01	327	206	63.0
	02	610	413	67.7
	03	548	392	71.5
	04	854	566	66.3
	05	620	460	74.2
	06	541	349	64.5
	07	549	399	72.7
	08	542	276	50.9
	09	672	512	76.2
	10	481	317	65.9
	11	389	274	70.4
	12	579	430	74.3
	13	967	609	63.0
	14	782	525	67.1
	15	891	638	71.6
	16	272	194	71.3
	17	604	445	73.7
	18	455	325	71.4
	19	832	632	76.0
	20	711	480	67.5
	21	690	488	70.7
	22	632	438	69.3
	23	820	562	68.5
	24	801	560	69.9
	25	523	357	68.3
	26	427	261	61.1
	27	619	461	74.5
	28	586	350	59.7
	29	916	550	60.0
	30	1,150	774	67.3
	31	409	253	61.9
	32	424	294	69.3
	33	564	382	67.7
	34	588	403	68.5
	35	912	637	69.8
	36	626	436	69.6
	37	1,128	765	67.8
	38	438	294	67.1

VOTER TURNOUT  
2018 GENERAL ELECTION  
DETAIL

<u>LEGISLATIVE DISTRICT OR TOWN</u>	<u>ELECTION DISTRICT</u>	<u>VOTERS ELIGIBLE</u>	<u>VOTED</u>	<u>PERCENT TURNOUT</u>
Penfield				
	39	483	328	67.9
	40	839	564	67.2
	41	805	589	73.2
	42	638	400	62.7
		<u>27,244</u>	<u>18,588</u>	<u>68.2</u>
Penfield				
Perinton				
	01	975	697	71.5
	02	720	537	74.6
	03	486	361	74.3
	04	531	405	76.3
	05	356	247	69.4
	06	514	392	76.3
	07	631	489	77.5
	08	562	422	75.1
	09	835	566	67.8
	10	663	506	76.3
	11	430	291	67.7
	12	539	411	76.3
	13	468	363	77.6
	14	559	436	78.0
	15	684	433	63.3
	16	445	324	72.8
	17	588	443	75.3
	18	601	432	71.9
	19	549	384	69.9
	20	553	394	71.2
	21	724	516	71.3
	22	395	306	77.5
	23	900	638	70.9
	24	979	691	70.6
	25	454	349	76.9
	26	604	446	73.8
	27	488	364	74.6
	28	450	339	75.3
	29	356	260	73.0
	30	606	429	70.8
	31	669	465	69.5
	32	541	361	66.7
	33	626	471	75.2
	34	826	562	68.0
	35	521	360	69.1
	36	444	270	60.8
	37	593	438	73.9
	38	885	610	68.9
	39	792	554	69.9
	40	442	323	73.1
	41	380	283	74.5
	42	656	428	65.2
	43	1,115	776	69.6
	44	484	369	76.2
	45	1,133	777	68.6
	46	347	249	71.8
	47	738	483	65.4

VOTER TURNOUT  
2018 GENERAL ELECTION  
DETAIL

<u>LEGISLATIVE DISTRICT OR TOWN</u>	<u>ELECTION DISTRICT</u>	<u>VOTERS ELIGIBLE</u>	<u>VOTED</u>	<u>PERCENT TURNOUT</u>
Perinton	48	503	329	65.4
	49	490	346	70.6
	50	345	149	43.2
	51	786	533	67.8
	52	773	492	63.6
	53	466	351	75.3
	54	1,054	777	73.7
	55	622	449	72.2
	56	1,042	693	66.5
Perinton		34,918	24,769	70.9
Pittsford	01	482	358	74.3
	02	500	381	76.2
	03	823	597	72.5
	04	736	535	72.7
	05	466	337	72.3
	06	421	306	72.7
	07	278	205	73.7
	08	545	399	73.2
	09	590	430	72.9
	10	833	592	71.1
	11	470	335	71.3
	12	622	462	74.3
	13	399	296	74.2
	14	707	520	73.6
	15	596	331	55.5
	16	493	367	74.4
	17	738	535	72.5
	18	556	346	62.2
	19	360	256	71.1
	20	619	438	70.8
	21	621	438	70.5
	22	704	506	71.9
	23	508	371	73.0
	24	680	501	73.7
	25	727	530	72.9
	26	581	406	69.9
	27	520	387	74.4
	28	551	394	71.5
	29	553	411	74.3
	30	563	408	72.5
	31	745	497	66.7
	32	640	478	74.7
	33	1,008	689	68.4
	34	1,121	712	63.5
Pittsford		20,756	14,754	71.1
Riga	01	978	646	66.1
	02	697	491	70.4
	03	558	392	70.3
	04	659	421	63.9
	05	613	436	71.1
	06	597	388	65.0

VOTER TURNOUT  
2018 GENERAL ELECTION  
DETAIL

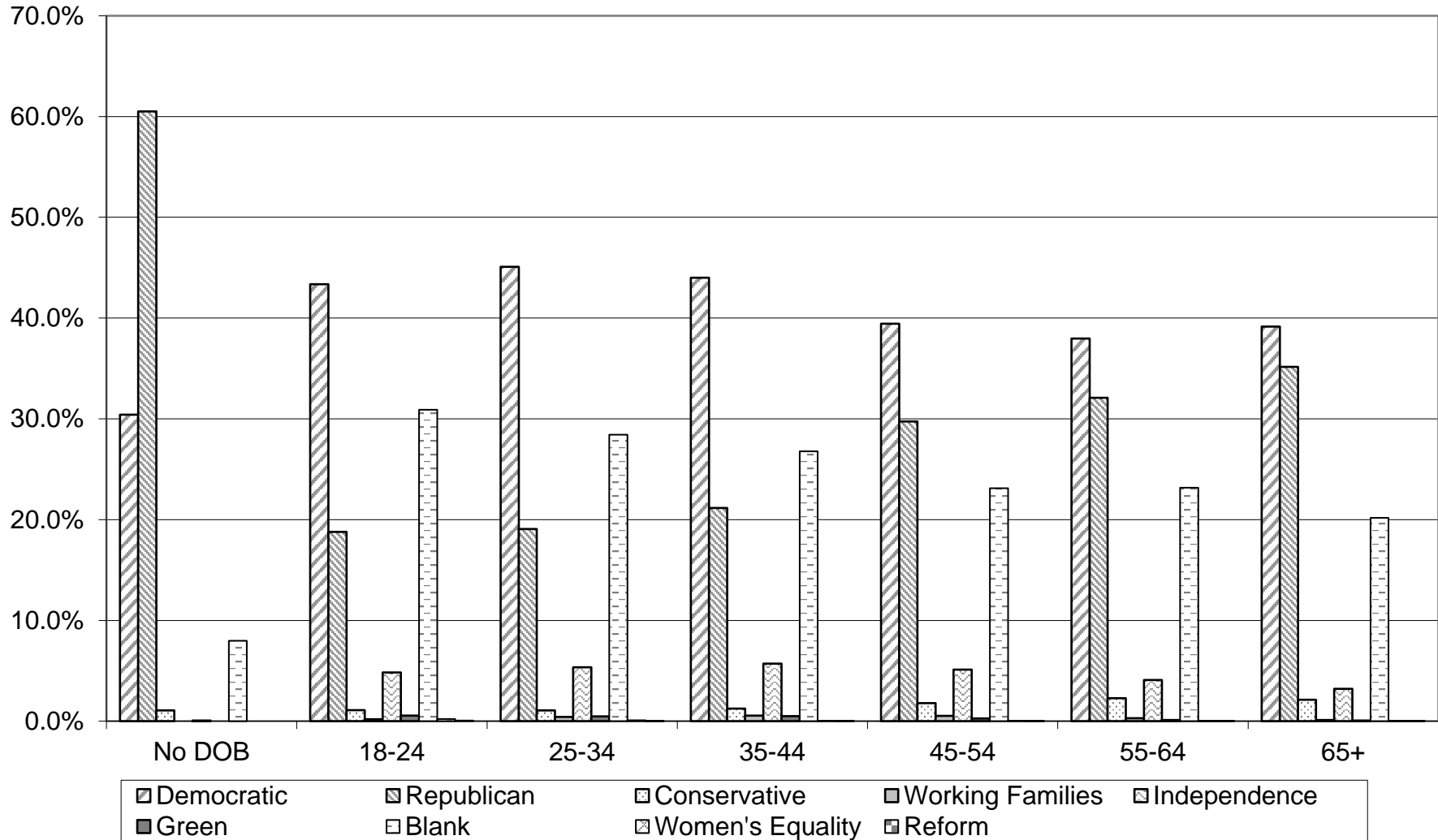
LEGISLATIVE DISTRICT OR TOWN	ELECTION DISTRICT	VOTERS ELIGIBLE	VOTED	PERCENT TURNOUT
Riga		4,102	2,774	67.6
Rush				
	01	775	537	69.3
	02	514	350	68.1
	03	704	513	72.9
	04	722	523	72.4
Rush		2,715	1,923	70.8
Sweden				
	01	652	415	63.7
	02	566	241	42.6
	03	781	457	58.5
	04	778	469	60.3
	05	184	109	59.2
	06	562	352	62.6
	07	606	396	65.3
	08	533	359	67.4
	09	592	368	62.2
	10	836	560	67.0
	11	274	140	51.1
	12	559	380	68.0
Sweden		6,923	4,246	61.3
Webster				
	01	551	411	74.6
	02	1,054	616	58.4
	03	721	527	73.1
	04	371	220	59.3
	05	613	449	73.2
	06	577	337	58.4
	07	729	468	64.2
	08	560	398	71.1
	09	595	419	70.4
	10	1,376	938	68.2
	11	708	482	68.1
	12	781	561	71.8
	13	556	405	72.8
	14	545	388	71.2
	15	453	319	70.4
	16	946	573	60.6
	17	578	383	66.3
	18	435	306	70.3
	19	918	659	71.8
	20	924	644	69.7
	21	801	508	63.4
	22	673	455	67.6
	23	525	364	69.3
	24	1,583	1,102	69.6
	25	323	207	64.1
	26	762	443	58.1
	27	1,047	728	69.5
	28	644	431	66.9
	29	433	283	65.4
	30	542	287	53.0
	31	792	493	62.2
	32	845	591	69.9



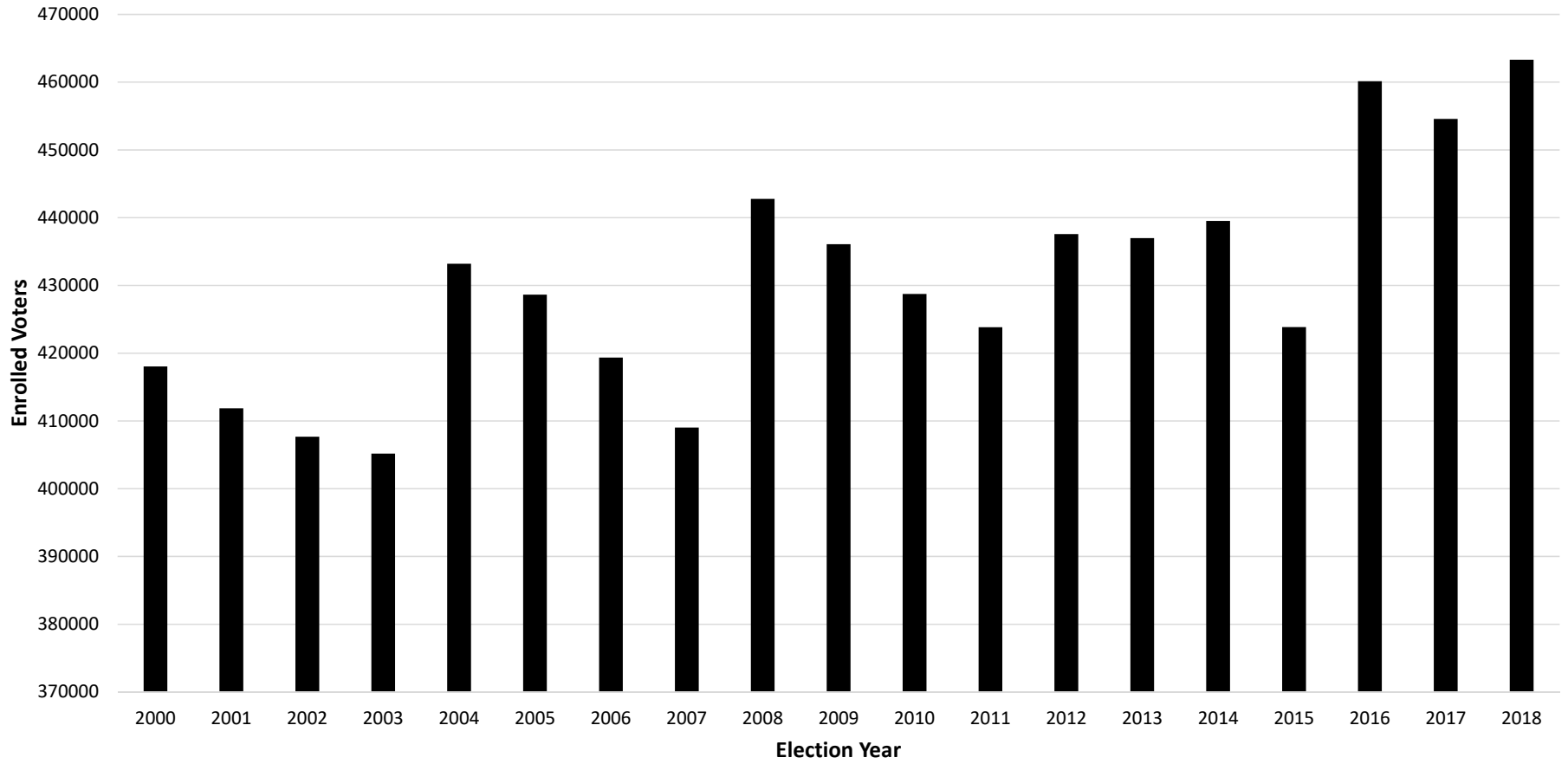
VOTER TURNOUT  
2018 GENERAL ELECTION  
DETAIL

<u>LEGISLATIVE DISTRICT OR TOWN</u>	<u>ELECTION DISTRICT</u>	<u>VOTERS ELIGIBLE</u>	<u>VOTED</u>	<u>PERCENT TURNOUT</u>
Webster				
	33	626	431	68.8
	34	358	238	66.5
	35	443	311	70.2
	36	559	372	66.5
	37	1,073	749	69.8
	38	734	468	63.8
	39	588	421	71.6
	40	1,532	931	60.8
	41	912	614	67.3
	42	709	492	69.4
	43	577	370	64.1
Webster		<u>31,072</u>	<u>20,792</u>	<u>66.9</u>
Wheatland				
	01	575	411	71.5
	02	587	415	70.7
	03	787	500	63.5
	04	671	425	63.3
	05	686	477	69.5
Wheatland		<u>3,306</u>	<u>2,228</u>	<u>67.4</u>
TOWNS		<u>359,862</u>	<u>235,020</u>	<u>65.3</u>
GRAND TOTAL:		<u><u>463,304</u></u>	<u><u>288,169</u></u>	<u><u>62.2</u></u>

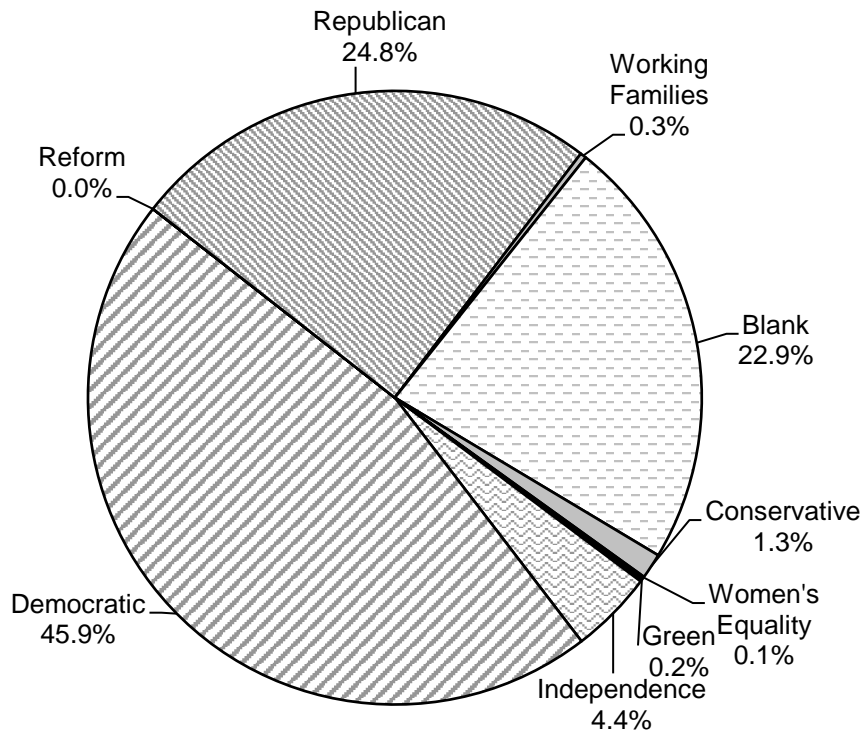
# PARTY ENROLLMENTS BY AGE



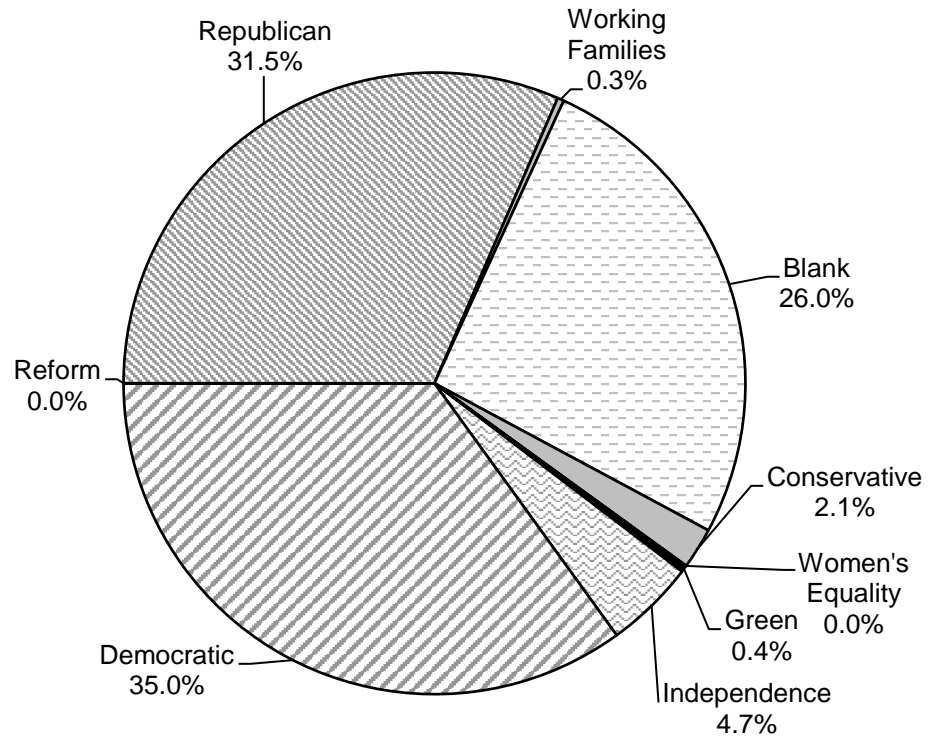
### Voter Registration 2000 to 2018 General Elections



# PROFILE OF PARTY ENROLLMENTS BY GENDER



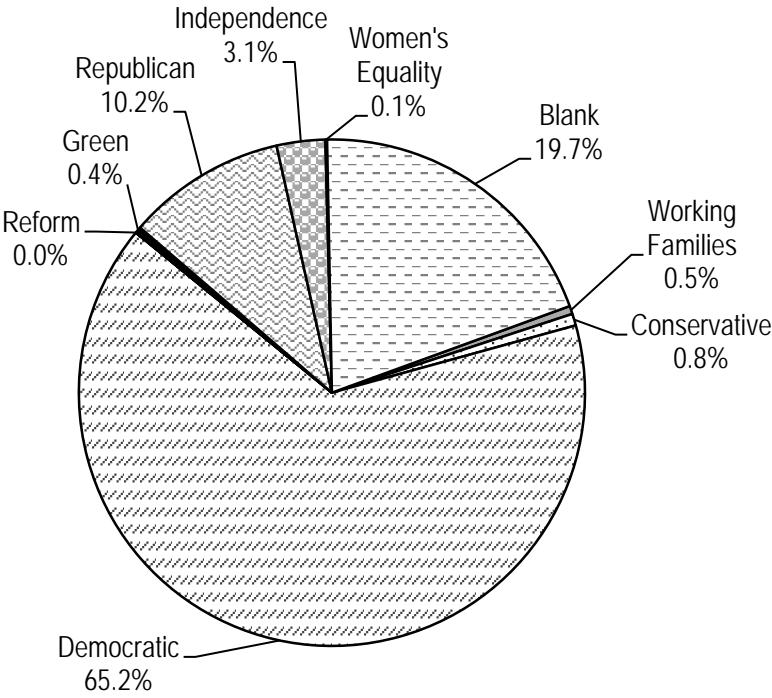
**Female**



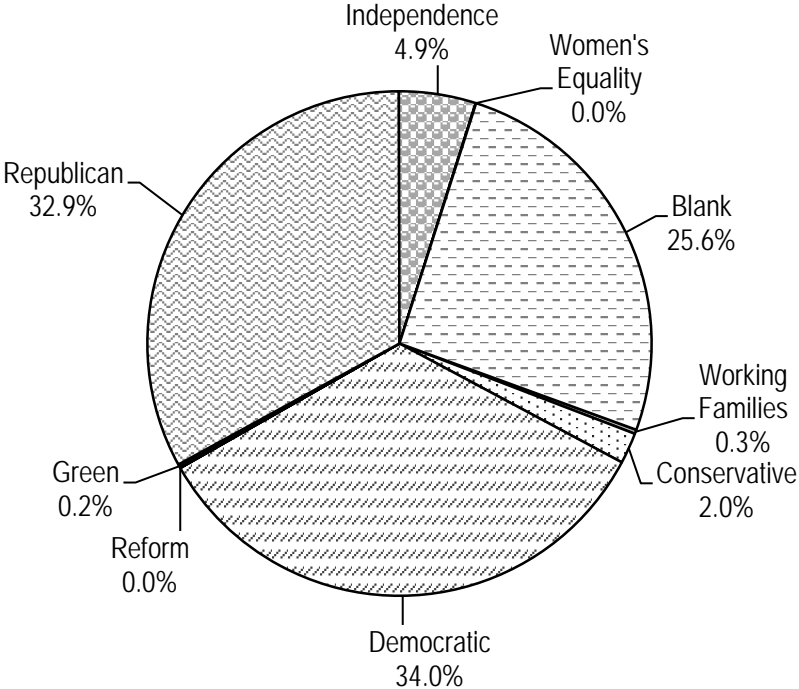
**Male**

# PROFILE OF PARTY ENROLLMENTS

By Location

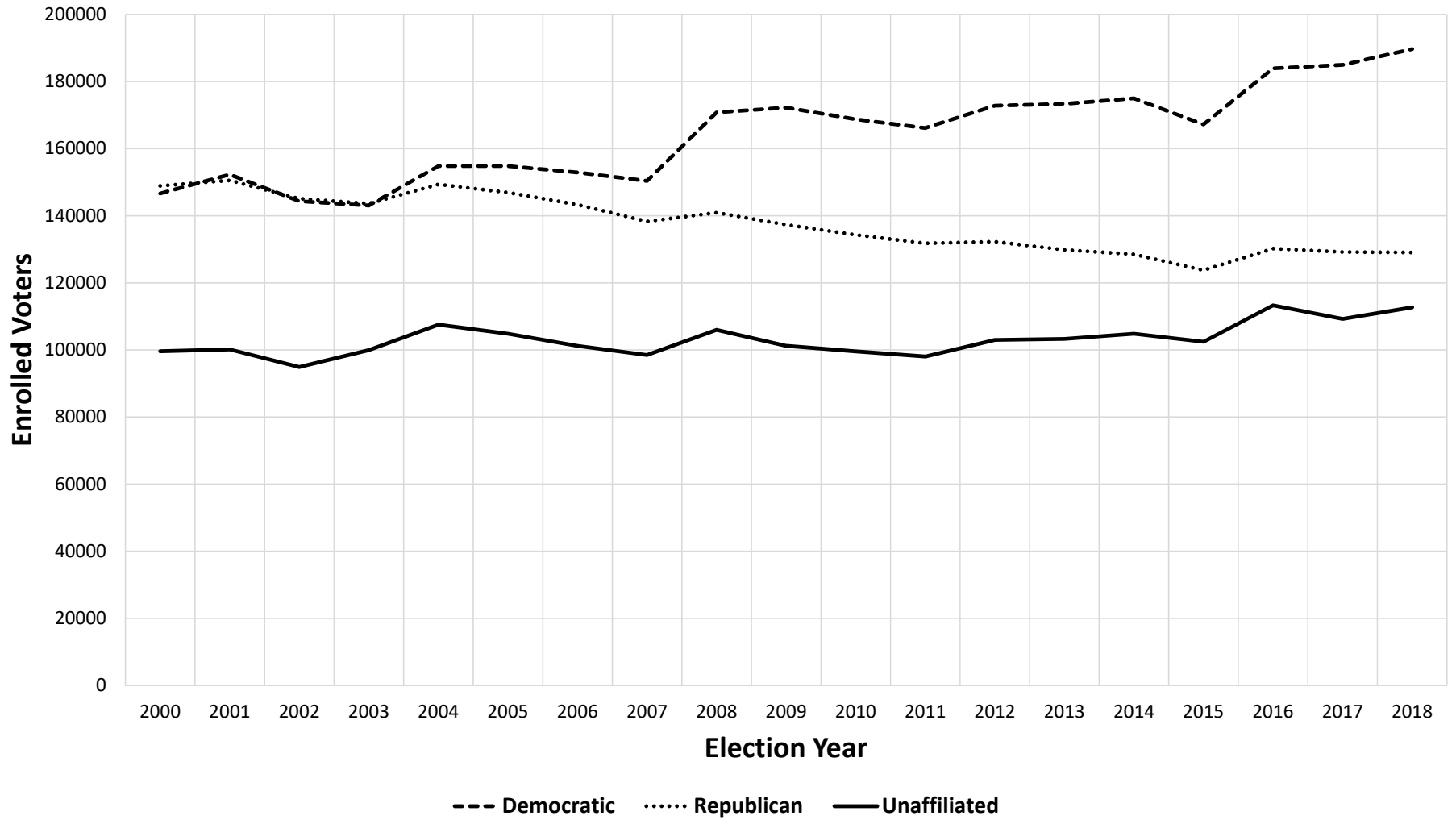


City

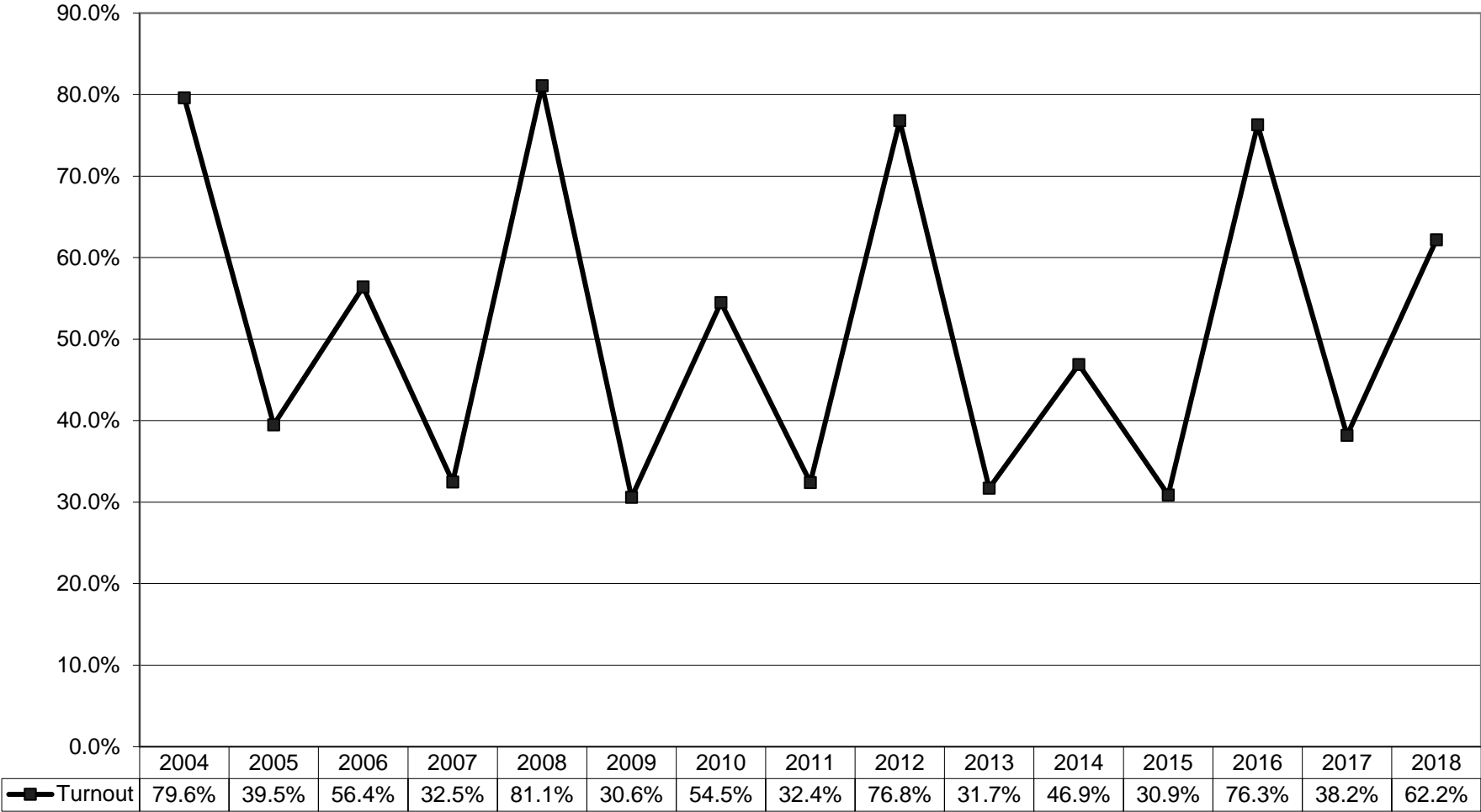


Towns

### Party Enrollment Trends



# VOTER TURNOUT FOR THE GENERAL ELECTION 2004 Through 2018



## VOTER TURNOUT HISTORY

Year	Registered Voters	Number Voting	Turnout
2018	463,304	288,169	62.2%
2017	454,580	173,565	38.2%
2016	460,140	351,114	76.3%
2015	423,859	130,812	30.9%
2014	439,534	205,990	46.9%
2013	436,978	138,384	31.7%
2012	437,858	336,447	76.8%
2011	423,833	137,514	32.4%
2010	428,736	233,802	54.5%
2009	436,090	133,427	30.6%
2008	442,771	359,083	81.1%
2007	409,701	132,973	32.5%
2006	419,368	236,477	56.4%
2005	428,643	169,183	39.5%
2004	433,210	344,860	79.6%
2003	405,192	226,044	55.8%
2002	407,664	236,691	58.1%
2001	411,870	180,140	43.7%
2000	418,041	322,394	77.1%
1999	398,605	156,007	39.1%
1998	398,749	243,338	61.0%
1997	400,304	175,945	44.0%
1996	401,311	313,531	78.1%
1995	370,380	162,805	44.0%
1994	375,974	260,831	69.4%
1993	372,647	171,732	46.1%
1992	386,447	344,009	89.0%
1991	332,460	236,403	71.1%
1990	339,430	226,634	66.8%
1989	347,479	184,047	53.0%
1988	370,663	314,046	84.7%
1987	329,156	215,370	65.4%
1986	339,971	230,498	67.8%
1985	353,149	154,123	43.6%
1984	380,186	320,191	84.2%
1983	348,622	225,376	64.6%
1982	340,165	256,092	75.3%
1981	329,075	194,989	59.3%