



MONROE COUNTY BOARD OF ELECTIONS

39 WEST MAIN STREET • ROCHESTER, NEW YORK 14614 • (585) 753-1550
TTD# 753-1544

PETER M. QUINN
COMMISSIONER

THOMAS F. FERRARESE
COMMISSIONER

DOUGLAS E. FRENCH
DEPUTY COMMISSIONER

COLLEEN ANDERSON
DEPUTY COMMISSIONER

OFFICIAL CANVASS
OF THE
BOARD OF CANVASSERS
OF THE
COUNTY OF MONROE

www.monroecounty.gov/elections

IN RELATION TO THE VOTES GIVEN AT THE **VILLAGE ELECTIONS** HELD ON THE EIGHTEENTH DAY OF MARCH, AND THE SEVENTEENTH DAY OF JUNE, THE **PRIMARY ELECTION** HELD ON THE NINTH DAY OF SEPTEMBER AND THE **GENERAL ELECTION** HELD IN SAID COUNTY ON THE FOURTH DAY OF NOVEMBER

2014

CONTENTS

| | |
|---|-----|
| Canvass of Village Election Results | 3 |
| Canvass of September Primary Results | 4 |
| Canvass of General Election Results | 19 |
| Listing of Party Abbreviations Appearing in Canvass..... | 24 |
| Text of Ballot Proposals Submitted to Voters | 24 |
| Party Enrollment Graph | 26 |
| September 9, 2014 Primary Election Results: | |
| Democratic – Governor..... | 27 |
| Democratic – Lieutenant Governor..... | 38 |
| Democratic – County Legislator – 29th District (1 Year Term)..... | 49 |
| Democratic – City Court Judge..... | 50 |
| Republican – State Senator – 62nd District | 56 |
| Republican – Member of Assembly – 135th District | 57 |
| November 4, 2014 General Election Results: | |
| Governor & Lieutenant Governor..... | 60 |
| Comptroller | 134 |
| Attorney General..... | 170 |
| Representative in Congress - 25th District | 208 |
| Representative in Congress - 27th District | 229 |
| State Senator - 54th District..... | 230 |
| State Senator - 55th District | 231 |
| State Senator - 56th District..... | 240 |
| State Senator - 59th District..... | 249 |
| State Senator – 61st District..... | 250 |
| State Senator - 62nd District | 254 |
| Member of Assembly - 133rd District | 255 |
| Member of Assembly - 134th District | 258 |
| Member of Assembly - 135th District | 263 |
| Member of Assembly - 136th District | 268 |
| Member of Assembly - 137th District | 274 |
| Member of Assembly - 138th District | 279 |
| Member of Assembly - 139th District | 284 |
| Surrogate Court Judge..... | 285 |
| County Legislator – 7th District (1 Year Term) | 306 |
| County Legislator – 11th District (1 Year Term) | 307 |
| County Legislator – 18th District (1 Year Term) | 308 |
| County Legislator – 29th District (1 Year Term) | 309 |
| City Court Judge | 310 |
| Member of City Council – Northeast District (1 Year Term)..... | 317 |
| Clarkson Town Offices | 320 |
| Greece Town Office..... | 322 |

CONTENTS

| | |
|---|-----|
| Hamlin Town Office | 323 |
| Parma Town Office | 324 |
| Riga Town Offices | 325 |
| Sweden Town Offices | 327 |
| Fairport Village Offices | 330 |
| State Proposal One, An Amendment – Revising States Redistricting Procedure..... | 334 |
| State Proposal Two, An Amendment – Permitting Electronic Distribution of State Legislative Bills | 355 |
| State Proposal Three, A Proposition – Smart Schools Bond Act of 2014 | 376 |
| Voter Turnout - 2014 General Election | 397 |
| Party Enrollment by Age | 416 |
| Voter Registration 1997 - 2014 | 417 |
| Party Enrollment by Gender | 418 |
| Party Enrollment by Location | 419 |
| Party Enrollment Trends | 420 |
| Voter Turnout General Elections 2002 - 2014..... | 421 |
| Voter Turnout History | 422 |

CANVASS OF VILLAGE ELECTION RESULTS

We, Peter M. Quinn and Thomas F. Ferrarese, Board of Elections of the County of Monroe, having canvassed the votes cast at the following elections, do hereby certify that the candidates listed below received the votes set opposite their names:

March 18, 2014

HILTON VILLAGE MAYOR

Hilton First, Joseph M. Lee.....420 Votes
Family Values, Andrew Fowler224 Votes

HILTON VILLAGE TRUSTEE

Citizens, Larry W. Speer.....458 Votes
People’s, Shannon E. Zabelny339 Votes
Community First, Mike Clark.....311 Votes

PITTSFORD VILLAGE TRUSTEE - 3 YEAR TERM

Republican, Frank R. Galusha54 Votes
Pittsford Village United, Frank R. Galusha76 Votes

SCOTTSVILLE VILLAGE MAYOR

Village Advocates, Paul F. Gee95 Votes

SCOTTSVILLE VILLAGE TRUSTEE

Village Advocates, Leslie L. Wagar89 Votes
Scottsvillians, Alexander S. Ronnenberg.....90 Votes

June 17, 2014

BROCKPORT VILLAGE TRUSTEE – 2 YEAR TERM

Revitalize Brockport, John D. LaPierre184 Votes

BROCKPORT VILLAGE JUSTICE

Revitalize Brockport, William G. Andrews, Jr.181 Votes
Revitalize Brockport, Kent R. Blair.....173 Votes

CANVASS OF PRIMARY ELECTION RESULTS

We, Peter M. Quinn and Thomas F. Ferrarese, Board of Elections of the County of Monroe, having canvassed the votes cast at the Primary Election held in this state on the 9th day of September, 2014, do hereby certify that the following candidates received the votes set opposite their names:

Democratic Party

Governor

Zephyr R. Teachout 6,088 Votes
Andrew M. Cuomo 10,246 Votes
Randy A. Credico..... 521 Votes

Lieutenant Governor

Kathy C. Hochul 11,316 Votes
Timothy Wu..... 5,155 Votes

County Legislator – 29th District (1 Year Term)

Ernest S. Flagler..... 601 Votes
Leslie M. Rivera..... 354 Votes

City Court Judge

William T. Gargan 1,844 Votes
Michael C. Lopez..... 2,341 Votes
Leticia D. Astacio 3,277 Votes

Member of County Committee – 21st Legislative District (Vote for 4)

Election District 3

Paul D. Conrow..... 3 Votes
Jean M. Cody 2 Votes
Bionka G. Jackson 5 Votes
David J. Rodriguez..... 3 Votes
Meghan B. Delehanty-Reddington 2 Votes
Rosiland R. Brooks 3 Votes
Tonya N. Dickerson..... 6 Votes
Robert L. Gray 2 Votes

Election District 4

Timothy Granison 17 Votes
David Austin 13 Votes
Sarah E. Thornton 15 Votes
Lovely A. Warren 23 Votes
Derek Crowe 7 Votes
Nelson Williamson..... 12 Votes

Election District 5

| | |
|-------------------------------|----------|
| Machelle Loyd | 10 Votes |
| Brenda C. Marshall | 13 Votes |
| Kadeem D. Wearen | 5 Votes |
| Darshella M. Ivy | 5 Votes |
| Jacqueline Wearen-Davis | 13 Votes |
| Monique D. Williams | 10 Votes |
| Zakiyyah Wearen | 4 Votes |

Election District 11

| | |
|----------------------------|----------|
| Frances Grillo..... | 10 Votes |
| Salonda N. Palmer..... | 9 Votes |
| Nicodemus L. Gambill | 3 Votes |
| Vivian H. Gambill..... | 8 Votes |
| Daniel J. Grillo | 9 Votes |
| Emmanuel R. Palmer | 4 Votes |
| Keisha Mitchum..... | 11 Votes |
| James Burrows, Jr. | 10 Votes |

Election District 14

| | |
|-----------------------------|---------|
| Linda C. Guilford..... | 5 Votes |
| Grace A. Ravines | 4 Votes |
| Douglas P. Nowlin | 4 Votes |
| Linda J. Nowlin..... | 4 Votes |
| Adalquis A. Bruno | 1 Vote |
| Lawrence Guilford, Jr. | 3 Votes |
| Ida Scamacca..... | 2 Votes |
| Akilah I. Evans..... | 3 Votes |

Election District 16

| | |
|------------------------------|----------|
| Deborah Y. Brown | 12 Votes |
| Oral N. Robertson | 4 Votes |
| Twanda G. McClary-Gray | 13 Votes |
| Fonda C. Fair | 5 Votes |
| Marshall Hunter, II | 5 Votes |
| Joseph Kennedy | 9 Votes |
| Aaron Nesmith..... | 7 Votes |

Election District 17

| | |
|-----------------------------------|----------|
| Angela D. Holloway-Kendricks..... | 18 Votes |
| Adam C. Durand | 11 Votes |
| Stephon J. Hamell | 7 Votes |
| Deniqua Holloway | 13 Votes |
| James P. Kraus | 16 Votes |
| Tanya M. Small | 13 Votes |
| Jasmine Y. Knowlin..... | 15 Votes |
| Elaine L. Kraus. | 17 Votes |

Election District 19

| | |
|------------------------------|----------|
| Courtney K. Lattimore..... | 11 Votes |
| Angelena I. Singletary | 8 Votes |
| Gladys Pedraza-Burgos | 9 Votes |
| Collette Kettles..... | 11 Votes |
| Rhumenia G. Singletary | 3 Votes |
| Daniel Cadet | 6 Votes |
| Victor V. Burgos..... | 12 Votes |

Election District 21

| | |
|-------------------------------|----------|
| Julia R. Southcott..... | 12 Votes |
| Victor M. Burgos | 14 Votes |
| Andrea C. Williams | 12 Votes |
| Margarita M. Hernandez | 12 Votes |
| Christopher JD Williams | 14 Votes |
| Sharniece A. Jackson | 16 Votes |

Election District 22

| | |
|--------------------------------------|----------|
| Edward Allyn Brockenbrough, III..... | 15 Votes |
| Melanie M. Funchess..... | 19 Votes |
| Jasmine M. Cordero | 25 Votes |
| Chelise C. Manning | 19 Votes |
| Glenn W. Funchess | 8 Votes |
| Frances M. Grillo | 15 Votes |

Election District 25

| | |
|---------------------------|----------|
| Adrian I. Hale..... | 15 Votes |
| Kyle R. Crandall | 20 Votes |
| George H. Moses | 32 Votes |
| Robert C. Moses..... | 30 Votes |
| Brett J. Crandall | 9 Votes |
| Precious P. Moses | 31 Votes |
| Shawanda M. Flagler | 33 Votes |
| Axel R. Colon. | 11 Votes |

Member of County Committee – 26th Legislative District (Vote for 4)
Election District 6

| | |
|---------------------------|----------|
| Robert J. Ebert, Jr..... | 12 Votes |
| Tommie Louise Parker..... | 12 Votes |
| Pleshette Y. Bonham..... | 9 Votes |
| Jacqueline W. Morgan..... | 16 Votes |
| Thomas J. Ebert..... | 10 Votes |
| Stephanie V. Brannon..... | 11 Votes |
| Emma J. Travis..... | 9 Votes |

Election District 7

| | |
|-------------------------------|----------|
| Johnnie F. Sider..... | 8 Votes |
| David K. Ahl..... | 8 Votes |
| Lorna J. Kerr..... | 11 Votes |
| Albertha Jenkins..... | 13 Votes |
| Winston A. Kerr..... | 10 Votes |
| Netsanet I. Gebregzibher..... | 2 Votes |
| Andreas M. Rau..... | 9 Votes |

Member of County Committee – 28th Legislative District (Vote for 4)
Election District 1

| | |
|--------------------------|----------|
| Beulah D. Patterson..... | 8 Votes |
| Leslie A. Gordon..... | 14 Votes |
| Bruce Wilder..... | 6 Votes |
| Erica T. Rose-Lopez..... | 13 Votes |
| Renee M. Spells..... | 10 Votes |
| Elizabeth M. Bosek..... | 10 Votes |
| Marion E. Mitrano..... | 7 Votes |

Election District 2

| | |
|--------------------------|---------|
| Alton L. Burrows..... | 0 Votes |
| John R. Feola..... | 3 Votes |
| Lisa L. James..... | 5 Votes |
| Thomas J. Maloney..... | 6 Votes |
| Patricia M. Feola..... | 4 Votes |
| Jennifer A. Maloney..... | 5 Votes |
| Melvin L. James..... | 5 Votes |
| Lisa A. Partee..... | 4 Votes |

Election District 3

| | |
|---------------------------|----------|
| Ilia I. Stechna | 5 Votes |
| Tynicia N. Weathers | 10 Votes |
| Calvin Bryant | 9 Votes |
| Najia L. Zayed | 3 Votes |
| Thomas M. Palumbo | 5 Votes |
| Charles C. Stechna | 6 Votes |
| Ladell D. Bryant..... | 4 Votes |
| Robert Chandler | 4 Votes |

Election District 4

| | |
|----------------------------|---------|
| Rosemary C. Dubrin. | 3 Votes |
| Christina E. Nasello | 6 Votes |
| Carla M. Gray | 6 Votes |
| Tursha R. Gray | 3 Votes |
| Patricia A. Lucas | 9 Votes |
| Candi T. Williams | 6 Votes |
| Clare C. Dubrin..... | 6 Votes |
| Keenan L. Allen | 6 Votes |

Election District 5

| | |
|------------------------|----------|
| Carla M. Palumbo. | 20 Votes |
| Felix Jacobs..... | 9 Votes |
| Joan E. Farr | 8 Votes |
| Terry Lynn Jacobs..... | 11 Votes |
| Malcolm A. Hayes | 8 Votes |
| Abigail Hayes | 11 Votes |
| Sheila R. Cayer | 5 Votes |
| James R. Farr..... | 12 Votes |

Election District 6

| | |
|-----------------------------|----------|
| Vernon Elliott..... | 12 Votes |
| Margaret M. Porter..... | 28 Votes |
| Vivian Harris-Elliott | 14 Votes |
| Kenneth Adams | 15 Votes |
| Lauren A. Jillson | 24 Votes |
| Charles R. Clifford | 22 Votes |
| Halbert Sullivan | 6 Votes |
| Dorothy A. Sullivan..... | 27 Votes |

Election District 7

| | |
|---------------------------|----------|
| Lizsandra Aponte..... | 18 Votes |
| James R. Shepard..... | 25 Votes |
| Lanette Norris..... | 15 Votes |
| Gregory R. Smith, Jr..... | 15 Votes |
| Sierra A. Speed..... | 9 Votes |
| Gregory R. Smith..... | 9 Votes |
| Luis A. Aponte..... | 16 Votes |

Election District 9

| | |
|------------------------------|----------|
| Kristy A. Jackson..... | 19 Votes |
| Mona Pradia..... | 14 Votes |
| Gina M. Jennings..... | 20 Votes |
| Travis R. Heider..... | 10 Votes |
| Anthony Vieux..... | 7 Votes |
| Elizabeth R. Clifford..... | 14 Votes |
| Edgar A. Colon-Quinones..... | 17 Votes |

Election District 10

| | |
|-------------------------|---------|
| Maureen K. Murphy..... | 7 Votes |
| Marianne Halton..... | 3 Votes |
| Rudolph J. Lepore..... | 4 Votes |
| Cheryl S. Williams..... | 6 Votes |
| Penny M. Brock..... | 4 Votes |
| Tawana L. Green..... | 4 Votes |

Election District 11

| | |
|---------------------------|----------|
| John N. Lippa..... | 21 Votes |
| Deborah A. Cooper..... | 15 Votes |
| Jessika L. Daniel..... | 6 Votes |
| Jonathan V. Daniel..... | 8 Votes |
| Alesha M. Washington..... | 14 Votes |
| Rikeia C. Washington..... | 11 Votes |
| Richard J. Rozon..... | 15 Votes |
| Duewa A. Vallier..... | 8 Votes |

Election District 12

| | |
|--------------------------|----------|
| Patrick T. Dutton..... | 8 Votes |
| Eva Colon..... | 10 Votes |
| Timothy C. Piatt..... | 5 Votes |
| Courtney N. Nesmith..... | 7 Votes |
| Cortney L. Harris..... | 6 Votes |

Election District 13

| | |
|----------------------------|----------|
| Tyshonna K. Hayes..... | 10 Votes |
| Destinee M. Granison | 8 Votes |
| Cristal A. Zaffuto | 8 Votes |
| Sherry R. Reyome | 9 Votes |
| Swynneeka B. Nelson | 4 Votes |
| Patsy Robertson | 7 Votes |
| Bonnie L. Coleman | 10 Votes |
| Vellva D. Johnson..... | 8 Votes |

Election District 14

| | |
|----------------------------|---------|
| Jill LaPergola..... | 5 Votes |
| Robert E. Bramlet | 5 Votes |
| Elizabeth A. Serling | 6 Votes |
| Lily A. Williams | 6 Votes |
| Latisha C. Thomas | 3 Votes |
| Lashay K. Williams | 2 Votes |

Election District 15

| | |
|-----------------------------|---------|
| Russell Elliott, III..... | 5 Votes |
| Renee Elliott..... | 5 Votes |
| Sanford L. Hoskey, Jr. | 1 Vote |
| Ryan C. Conrath..... | 3 Votes |
| Emily N. Brasley | 7 Votes |
| Louis T. Amico | 4 Votes |
| Betty D. Howell | 4 Votes |
| Tasja T. Martin..... | 6 Votes |

Election District 16

| | |
|------------------------------|----------|
| Carol M. Franklin..... | 14 Votes |
| Deborah A. Curran..... | 11 Votes |
| Kimberly Yvonne McCray | 13 Votes |
| Renita R. Graves | 14 Votes |
| Darrell Laurant | 7 Votes |
| Sarah B. DeLaus | 6 Votes |
| Vanessa L. Burgos | 14 Votes |

Election District 17

| | |
|-------------------------------|---------|
| Juan Luciano, 3rd | 0 Votes |
| Alicia S. Taylor | 0 Votes |
| Yameiry Calderon | 0 Votes |
| Monserrate Rodriguez..... | 0 Votes |
| Katrina Green | 0 Votes |
| Michael L. Mason | 0 Votes |
| Melvin T. Cunningham..... | 0 Votes |
| Charles M. Nesmith | 0 Votes |
| Write In – Royce Entner | 1 Vote |

Election District 18

| | |
|-----------------------------|----------|
| LaToya R. Campbell..... | 13 Votes |
| Michael B. O’Sullivan | 14 Votes |
| Eric S. Lovett | 11 Votes |
| Dionne S. Lovett | 7 Votes |
| Kathia M. Casion | 9 Votes |
| Bridgette Lovett | 9 Votes |
| Nancy R. Nealon..... | 9 Votes |
| Richard F. Saltreli | 7 Votes |

Election District 20

| | |
|-------------------------|----------|
| Ellen M. Clifford..... | 13 Votes |
| Lorenzo Hernandez..... | 16 Votes |
| Luis A. Torres | 12 Votes |
| Gloria C. Torres | 14 Votes |
| Yolanda P. Sayres | 12 Votes |
| Kenneth L. Warner | 12 Votes |
| Yversha M. Roman | 12 Votes |
| Kenneth C. Sayres..... | 9 Votes |

Election District 21

| | |
|-----------------------------|----------|
| Hollee M. Recore..... | 17 Votes |
| Anna L. Mitchell-Bain | 18 Votes |
| Matthew T. Bain | 16 Votes |
| Sebastian P. Spoto..... | 26 Votes |
| Cynthia W. Kaleh | 31 Votes |
| Lekeisha R. Williams | 21 Votes |
| Corey L. Tanksley..... | 9 Votes |
| Lawrence S. Kaleh | 24 Votes |

Election District 22

| | |
|-------------------------------|---------|
| Latasha M. McClary | 5 Votes |
| Sabrina A. Johnson | 6 Votes |
| Anna A. Dumont | 4 Votes |
| Maquicha M. Ford-Stevens..... | 4 Votes |
| Roslyn D. Astacio | 6 Votes |
| John F. Rouse | 2 Votes |

Member of County Committee – 29th Legislative District (Vote for 4)
Election District 1

| | |
|------------------------|---------|
| Angela Staples. | 0 Votes |
| Pedro J. Ramirez | 0 Votes |
| Derryck Biggham | 0 Votes |
| Diana T. Rivera | 0 Votes |
| Daliza M. Alvarez..... | 0 Votes |
| Elma Borcilo | 0 Votes |

Election District 2

| | |
|----------------------------|----------|
| Quinton D. Christmas. | 12 Votes |
| Lourdes Ferrer..... | 8 Votes |
| John A. Patton, Jr. | 11 Votes |
| Margarita C. Alvarez..... | 8 Votes |
| Shayna J. Patton | 7 Votes |
| Noreen Alicea | 10 Votes |
| Neftali Alvarez..... | 3 Votes |
| Constance A. Gordon | 7 Votes |

Election District 3

| | |
|-----------------------------|---------|
| Andrew A. Marmo, III. | 1 Vote |
| Lynette Saenz..... | 1 Vote |
| Sherri L. Barksdale | 2 Votes |
| Julio A. Saenz | 1 Vote |
| Brandon L. George | 3 Votes |
| Reginald V. Barksdale | 1 Vote |
| Andrew A. Marmo | 2 Votes |

Election District 4

| | |
|-----------------------------|----------|
| Angela D. Jingles. | 15 Votes |
| Luz Rivera..... | 19 Votes |
| Dorothy W. Berry | 10 Votes |
| Janie Monroe..... | 11 Votes |
| Lourdes Rivera | 13 Votes |
| Yvonne R. Clinkscales | 11 Votes |
| Chauntelle D. Greene..... | 9 Votes |

Election District 5

| | |
|--------------------------|----------|
| Leslie M. Rivera..... | 25 Votes |
| Manuel Rivera..... | 15 Votes |
| Shelly D. Clements | 15 Votes |
| Maria Graves..... | 12 Votes |
| Luz M. Ramirez | 15 Votes |
| Ileana R. Graves | 8 Votes |
| Joshua A. Graves | 8 Votes |
| Nyasha R. Petillo | 11 Votes |

Election District 6

| | |
|------------------------------|----------|
| Angel M. Sosa..... | 15 Votes |
| Bettyliza Torres..... | 10 Votes |
| Rosalie Rivera-Arzuaga | 14 Votes |
| Angela Bermudez..... | 13 Votes |
| Charlene Thompson | 17 Votes |
| Costena W. Walker | 17 Votes |

Election District 7

| | |
|----------------------------|----------|
| Katosha S. Greene..... | 7 Votes |
| Julio Vazquez, Sr. | 13 Votes |
| Judith A. Myers-Gell | 12 Votes |
| Eugenio A. Marlin | 11 Votes |
| Maria T. Vazquez | 15 Votes |
| Basiler Rivera | 9 Votes |

Election District 8

| | |
|------------------------------|---------|
| Ana M. Burgos..... | 2 Votes |
| Tashiba Wright..... | 5 Votes |
| Twanda D. Christensen | 4 Votes |
| Benjamin R. Christensen..... | 2 Votes |
| Latoya N. Correa | 1 Vote |
| Alfred Burgos | 3 Votes |
| Alexander Lugo | 0 Votes |
| Justin B. Morris | 2 Votes |

Election District 9

| | |
|-------------------------------|----------|
| Cathy Rivera. | 35 Votes |
| Janette M. Masetta | 25 Votes |
| Vilma B. Torres | 30 Votes |
| Samone M. Thomas-Parson | 17 Votes |
| Dominique A. Lee | 16 Votes |
| Richard Rivera | 25 Votes |
| Shanta N. Adams..... | 14 Votes |
| Tashyana L. Singletary | 19 Votes |

Election District 10

| | |
|---------------------------|----------|
| Elizabeth A. Davila | 30 Votes |
| Gilberto Ferrer | 19 Votes |
| Andrea M. Greene | 31 Votes |
| Gilberto Ferrer, II..... | 9 Votes |
| Dameion R. Greene | 19 Votes |
| Dominique S. Smith | 19 Votes |
| Neon T. Walton..... | 18 Votes |
| Jacklyn Ortiz | 38 Votes |

Election District 11

| | |
|---------------------------------|----------|
| Martina Rivera..... | 25 Votes |
| Lori C. Flemming..... | 12 Votes |
| Verlinda Strickland-Wyatt | 13 Votes |
| Carlos R. Santos..... | 19 Votes |
| Jeffrey Wyatt | 17 Votes |
| Kharye D. Bryant, Sr. | 12 Votes |
| Karla M. Santos | 14 Votes |
| Carlos O. Santos | 11 Votes |

Election District 12

| | |
|-----------------------------|----------|
| Arthur L. Hill..... | 24 Votes |
| Jose A. Cruz..... | 38 Votes |
| Maria R. Diaz-Godreau | 15 Votes |
| Bobbie Jean Martin..... | 19 Votes |
| Sherman L. Dickerson | 24 Votes |
| Shavonne C. Vasquez | 25 Votes |
| Carla Williams | 35 Votes |
| Sharon Cruzsein | 10 Votes |

Election District 13

| | |
|----------------------------|----------|
| Kaprisha J. Campbell..... | 25 Votes |
| Peggy R. Robinson..... | 29 Votes |
| Denishea R. Ortiz | 13 Votes |
| Orlando Ortiz | 11 Votes |
| Joel Diaz | 13 Votes |
| Joseph C. Foster, Jr. | 21 Votes |
| Kimberly L. Foster..... | 25 Votes |
| Yesenia Ramos-Torres | 10 Votes |

Election District 14

| | |
|----------------------------|----------|
| Leslie A. Cruz | 12 Votes |
| Liana Cruz..... | 6 Votes |
| Michael A. Patterson | 18 Votes |
| Allison A. Mosley | 20 Votes |
| Brenda I. Ramos | 6 Votes |
| Ernest S. Flagler | 19 Votes |
| Keia L. Flagler | 16 Votes |
| Marielee D. Cruz | 6 Votes |

Election District 15

| | |
|--------------------------|----------|
| Latoya Crockton..... | 20 Votes |
| Miquel R. Santos..... | 17 Votes |
| Pamela J. Brown | 24 Votes |
| Heriberto Cruzsein | 3 Votes |
| Carlos O. Rivera | 22 Votes |
| Regina K. Flemming | 19 Votes |
| Marina L. Moye | 8 Votes |
| Wanda Santiago | 23 Votes |

Election District 16

| | |
|-------------------------|----------|
| Corine Irvin..... | 10 Votes |
| Luis Burgos | 10 Votes |
| John R. Gordon | 7 Votes |
| Bonnie L. Wells | 4 Votes |
| Anthony D. Wilson | 9 Votes |
| Cecilia Sanchez | 8 Votes |

Election District 17

| | |
|-------------------------------|----------|
| Myra Brown..... | 16 Votes |
| Cory M. Moffatt..... | 16 Votes |
| Lawrence A. Knox, Jr. | 10 Votes |
| Brian L. Speranza..... | 15 Votes |
| Jason Villegas | 9 Votes |
| Howard Raymond Villegas | 5 Votes |

Election District 18

| | |
|---------------------------|----------|
| Todd J. Speranza..... | 22 Votes |
| Benjamin L. Douglas | 19 Votes |
| Amon P. Hudson | 10 Votes |
| Carrie E. Remis | 14 Votes |
| Dennis P. Francione | 14 Votes |
| Charmaine K. Davis | 13 Votes |
| David W. Herbst | 14 Votes |
| Franklin R. Ross | 10 Votes |

Election District 19

| | |
|---------------------------|----------|
| George E. Bonham..... | 12 Votes |
| Celina M. Martinez..... | 16 Votes |
| Katherine Hemingway | 17 Votes |
| Manuel O. Mendoza..... | 14 Votes |
| Clotilde D. Torres | 11 Votes |
| Lue E. Hemingway | 10 Votes |

Election District 20

| | |
|---------------------------|----------|
| Brenda Crawford..... | 35 Votes |
| Joel E. Kunkler..... | 9 Votes |
| Shirley J. Thompson | 47 Votes |
| James B. Thompson..... | 28 Votes |
| Theresa L. Bowick | 35 Votes |
| Rudolph M. Harris | 13 Votes |
| Robert B. Wilson, Jr..... | 14 Votes |
| Terrence E. Schnurr | 11 Votes |

Election District 21

| | |
|---------------------------|----------|
| Jaime M. Jeanty..... | 8 Votes |
| Cynthia A. Elliott..... | 27 Votes |
| Candice A. Lucas | 22 Votes |
| Bobbie Brinkley..... | 7 Votes |
| Felicia S. Lawson | 18 Votes |
| Carl W. Christensen | 12 Votes |
| Susan T. Francione..... | 17 Votes |
| David F. Nevin | 13 Votes |

Election District 22

| | |
|----------------------------|----------|
| Annie L. Davis..... | 44 Votes |
| Milton J. Pichardo..... | 15 Votes |
| Hattie Taylor | 44 Votes |
| Shalym O. Nater..... | 13 Votes |
| Bernice V. Johnson | 44 Votes |
| Joan M. Roby-Davison | 15 Votes |
| Dorothy N. Tucker..... | 42 Votes |

Election District 23

| | |
|-------------------------|----------|
| Gloria M. Rivera | 46 Votes |
| Addie E. Reaves | 45 Votes |
| Luvene Ford | 63 Votes |
| Petrina E. Baxter | 46 Votes |
| Rosa Padin | 36 Votes |
| Rafael A. Padin | 22 Votes |
| Doretha Thomas | 59 Votes |

Election District 24

| | |
|-------------------------|----------|
| Sharon G. Hill | 33 Votes |
| Jose Rivera, Jr. | 25 Votes |
| Jose R. Ortiz, II | 18 Votes |
| Hattie G. Scott..... | 26 Votes |
| Judith Bermudez | 13 Votes |
| Rafael Vargas | 20 Votes |

Election District 26

| | |
|----------------------------|----------|
| Reginald K. Turnbore. | 10 Votes |
| William Maneiro | 5 Votes |
| John L. Williams | 11 Votes |
| Richard Lopez, Jr. | 9 Votes |
| Eugenio Cotto | 6 Votes |
| David R. Carr | 11 Votes |
| Maria Cotto | 12 Votes |

Election District 28

| | |
|---------------------------|---------|
| Kennedy Brayboy, Jr... .. | 2 Votes |
| Neil J. Butler | 0 Votes |
| Wesley O. Harmon | 2 Votes |
| Richard S. Lawrence | 2 Votes |
| Joshua L. Boydston | 0 Votes |
| Ramona F. Gordon | 2 Votes |

Republican Party

State Senator – 62nd District

Gia Arnold 55 Votes
Robert G. Ort 325 Votes

Member of Assembly – 135th District

Mark C. Johns 1,829 Votes
Calvin A. Frelier 299 Votes

Working Families Party

State Senator – 62nd District

Opportunity To Ballot – John Destino 1 Vote
Opportunity To Ballot – Aimee Willard 1 Vote

CANVASS OF GENERAL ELECTION RESULTS

We, Peter M. Quinn and Thomas F. Ferrarese, Board of Elections of the County of Monroe, having canvassed the votes cast at the General Election held in this state on the 4th day of November, 2014, hereby certify that the following candidates received the votes set opposite their names:

GOVERNOR AND LIEUTENANT GOVERNOR

Democratic-Working Families-Independence-Women’s Equality,
Andrew M. Cuomo & Kathy C. Hochul 94,595 Votes
Republican-Conservative-Stop Common Core, Rob Astorino & Chris Moss..... 96,933 Votes
Green, Howie Hawkins & Brian P. Jones 8,518 Votes
Sapient, Steven Cohn & Bobby K. Kalotee 233 Votes
Libertarian, Michael McDermott & Chris Edes..... 1,200 Votes

COMPTROLLER

Democratic-Working Families-Independence/Women’s Equality, Thomas P. DiNapoli 105,608 Votes
Republican-Conservative/Stop Common Core, Robert Antonacci..... 84,994 Votes
Green, Theresa M. Portelli 4,923 Votes
Libertarian, John Clifton 1,807 Votes

ATTORNEY GENERAL

Democratic-Working Families-Independence/Women’s Equality, Eric T. Schneiderman 94,927 Votes
Republican-Conservative/Stop Common Core, John Cahill..... 95,730 Votes
Green, Ramon Jimenez 4,123 Votes
Libertarian, Carl E. Person..... 1,782 Votes

REPRESENTATIVE IN CONGRESS – 25TH DISTRICT

Democratic-Working Families, Louise M. Slaughter 96,803 Votes
Republican-Conservative, Mark W. Assini 95,932 Votes

REPRESENTATIVE IN CONGRESS – 27TH DISTRICT

Democratic-Working Families, James D. O’Donnell 2,774 Votes
Republican-Conservative-Independence, Chris Collins 6,267 Votes

STATE SENATOR – 54TH DISTRICT

Republican-Conservative-Independence, Michael F. Nozzolio..... 11,792 Votes

STATE SENATOR – 55TH DISTRICT

Democratic-Working Families, Ted O'Brien 35,697 Votes
Republican-Conservative-Independence-Stop Common Core, Rich Funke..... 46,065 Votes

STATE SENATOR – 56TH DISTRICT

Republican-Conservative-Independence, Joseph E. Robach..... 51,815 Votes

STATE SENATOR – 59TH DISTRICT

Republican-Conservative-Independence, Patrick M. Gallivan..... 8,523 Votes

STATE SENATOR – 61ST DISTRICT

Democratic-Working Families, Elaine B. Altman 8,034 Votes
Republican-Conservative-Independence-Stop Common Core,
Michael H. Ranzenhofer 8,453 Votes

STATE SENATOR – 62ND DISTRICT

Democratic, Johnny G. Destino 2,398 Votes
Republican-Conservative-Independence, Robert G. Ort 6,276 Votes
Working Families, Paul E. Brown 298 Votes

MEMBER OF ASSEMBLY – 133RD DISTRICT

Republican-Conservative, Bill Nojay 12,288 Votes

MEMBER OF ASSEMBLY – 134TH DISTRICT

Democratic-Working Families, Gary E. Pudup 11,553 Votes
Republican-Conservative-Independence, Peter A. Lawrence..... 24,269 Votes

MEMBER OF ASSEMBLY – 135TH DISTRICT

Republican-Conservative-Working Families-Independence, Mark C. Johns 37,820 Votes

MEMBER OF ASSEMBLY – 136TH DISTRICT

Democratic-Independence, Joseph D. Morelle 27,161 Votes

MEMBER OF ASSEMBLY – 137TH DISTRICT

Democratic, David F. Gantt 13,288 Votes
Roch & Gates UN, Ann C. Lewis 3,622 Votes

MEMBER OF ASSEMBLY – 138TH DISTRICT

Democratic-Working Families-Independence, Harry B. Bronson 16,593 Votes
Republican-Conservative, Peter Vazquez 12,790 Votes

MEMBER OF ASSEMBLY – 139TH DISTRICT

Republican-Conservative-Independence, Stephen M. Hawley 7,864 Votes
Libertarian, Mark E. Glogowski 459 Votes

SURROGATE COURT JUDGE

Republican-Conservative-Working Families-Independence, John M. Owens 148,033 Votes

COUNTY LEGISLATOR – 7TH DISTRICT – 1 YEAR TERM

Republican-Conservative-Independence, Brian E. Marianetti 6,136 Votes

COUNTY LEGISLATOR – 11TH DISTRICT – 1 YEAR TERM

Republican-Conservative-Independence, Sean M. Delehanty 7,142 Votes

COUNTY LEGISLATOR – 18TH DISTRICT – 1 YEAR TERM

Democratic, Erik B. Nixon 3,510 Votes
Republican-Conservative-Independence, Dorothy A. Styk 5,885 Votes

COUNTY LEGISLATOR – 29TH DISTRICT – 1 YEAR TERM

Democratic, Ernest S. Flagler 2,137 Votes
Working Families-Independence, Leslie M. Rivera 799 Votes

CITY COURT JUDGE

Democratic, Leticia D. Astacio 22,780 Votes
Working Families, Michael C. Lopez 6,361 Votes

MEMBER OF CITY COUNCIL – NORTHEAST DISTRICT – 1 YEAR TERM

Democratic, Michael A. Patterson 4,929 Votes

CLARKSON TOWN JUSTICE

Republican-Conservative-Independence, Christopher T. Wilcox 1,663 Votes

CLARKSON MEMBER OF TOWN COUNCIL – 1 YEAR TERM

Democratic-Working Families, Thomas A. Trapp..... 608 Votes

Republican-Conservative-Independence, Jackie Smith 1,306 Votes

GREECE MEMBER OF TOWN COUNCIL – 4TH WARD - 1 YEAR TERM

Republican-Conservative-Independence, Diana M. Christodaro..... 5,959 Votes

HAMLIN MEMBER OF TOWN COUNCIL – 3 YEAR TERM

Democratic, Roberta A. Fey 671 Votes

Republican-Conservative-Independence, Jennifer M. Goodrich 1,832 Votes

PARMA MEMBER OF TOWN COUNCIL – 1 YEAR TERM

Republican-Conservative-Independence, Kyle D. Mullen 4,033 Votes

RIGA TOWN JUSTICE

Republican-Conservative-Independence, Richard E. Stowe 1,781 Votes

RIGA MEMBER OF TOWN COUNCIL – 1 YEAR TERM

Republican-Conservative-Independence, Cynthia L. Jessop..... 1,758 Votes

SWEDEN TOWN JUSTICE

Republican-Conservative-Independence, Robert P. Connors..... 2,350 Votes

SWEDEN RECEIVER OF TAXES – 1 YEAR TERM

Republican-Conservative-Independence, Kathleen A. Bahr-Seever 2,379 Votes

SWEDEN SUPERINTENDENT OF HIGHWAYS – 1 YEAR TERM

Republican-Conservative-Independence, Brian T. Ingraham..... 2,389 Votes

FAIRPORT VILLAGE MAYOR

Republican-Conservative-Independence, Frederick H. May 1,598 Votes

FAIRPORT VILLAGE TRUSTEE – 4 YEAR TERM

Democratic, Timothy J. Slisz..... 1,298 Votes

Republican-Conservative-Independence, Kenneth G. Rohr 1,397 Votes

FAIRPORT VILLAGE TRUSTEE – 1 YEAR TERM

Republican-Conservative-Independence, Debra D. Tandoi..... 1,584 Votes

FAIRPORT VILLAGE JUSTICE

Republican-Conservative-Independence, Vincent M. Barone..... 1,619 Votes

PROPOSAL NUMBER ONE – AN AMENDMENT
REVISING STATES REDISTRICTING PROCEDURE

Yes 99,909 Votes

No..... 74,428 Votes

PROPOSAL NUMBER TWO – AN AMENDMENT
PERMITTING ELECTRONIC DISTRIBUTION OF STATE LEGISLATIVE BILLS

Yes 134,525 Votes

No..... 43,426 Votes

PROPOSAL NUMBER THREE – A PROPOSITION
SMART SCHOOLS BOND ACT OF 2014

Yes 93,722 Votes

No..... 88,085 Votes

PARTY ABBREVIATIONS APPEARING IN CANVASS

| | |
|----------|--------------------------|
| CON..... | Conservative |
| DEM..... | Democratic |
| GRE..... | Green |
| IND..... | Independence |
| LBT..... | Libertarian |
| REP..... | Republican |
| RGU..... | Rochester & Gates United |
| SAP..... | Sapient |
| SCC..... | Stop Common Core |
| WEP..... | Women’s Equality |
| WOR..... | Working Families |

TEXT OF PROPOSALS SUBMITTED TO THE VOTERS

November 4, 2014

**PROPOSAL NUMBER ONE, AN AMENDMENT
REVISING STATE’S REDISTRICTING PROCEDURE**

The proposed amendment to sections 4 and 5 and addition of new section 5-b to Article 3 of the State Constitution revises the redistricting procedure for state legislative and congressional districts. The proposed amendment establishes a redistricting commission every 10 years beginning in 2020, with two members appointed by each of the four legislative leaders and two members selected by the eight legislative appointees; prohibits legislators and other elected officials from serving as commissioners; establishes principles to be used in creating districts; requires the commission to hold public hearings on proposed redistricting plans; subjects the commission’s redistricting plan to legislative enactment; provides that the legislature may only amend the redistricting plan according to the established principles if the commission’s plan is rejected twice by the legislature; provides for expedited court review of a challenged redistricting plan; and provides for funding and bipartisan staff to work for the commission.

Shall the proposed amendment be approved?

**PROPOSAL NUMBER TWO, AN AMENDMENT
PERMITTING ELECTRONIC DISTRIBUTION OF STATE LEGISLATIVE BILLS**

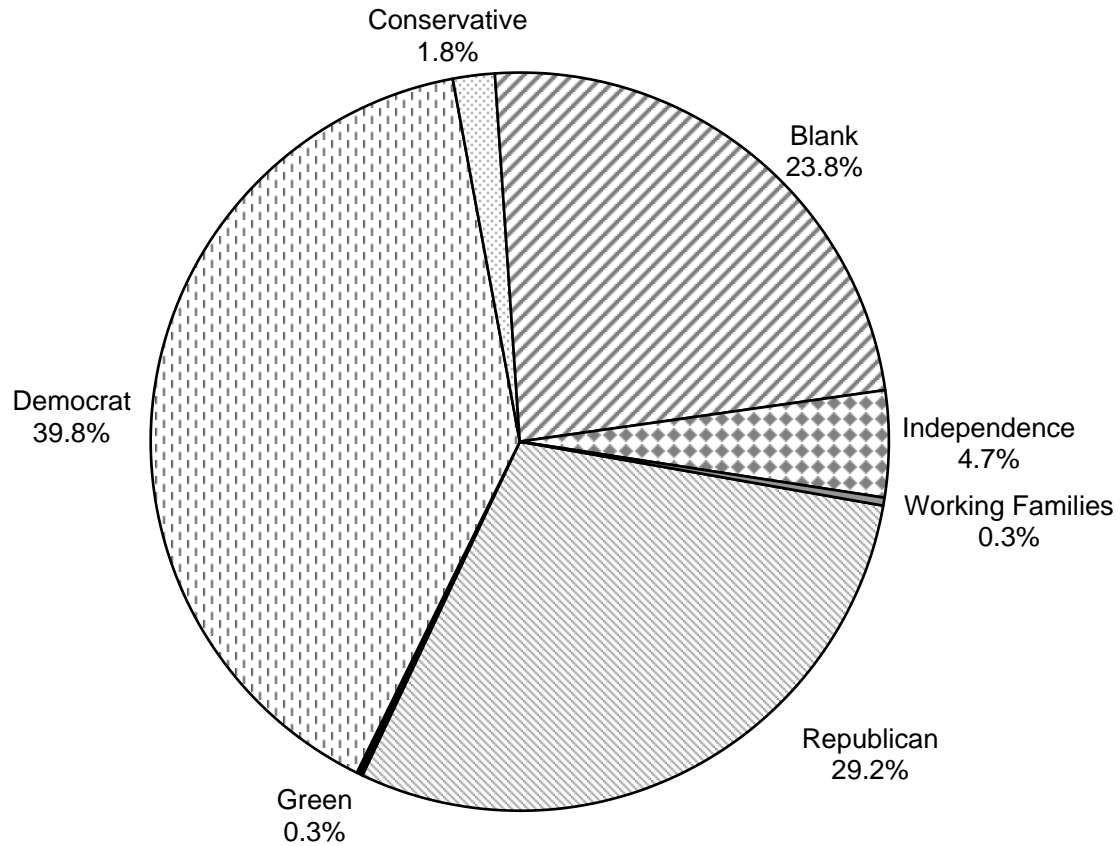
The proposed amendment to section 14 of Article 3 of the State Constitution would allow electronic distribution of a state legislative bill to satisfy the constitutional requirement that a bill be printed and on the desks of state legislators at least three days before the Legislature votes on it. It would establish the following requirements for electronic distribution: first, legislators must be able to review the electronically-sent bill at their desks; second, legislators must be able to print the bill if they choose; and third, the bill cannot be changed electronically without leaving a record of the changes. Shall the proposed amendment be approved?

**PROPOSAL NUMBER THREE, A PROPOSITION
SMART SCHOOLS BOND ACT OF 2014**

The SMART SCHOOLS BOND ACT OF 2014, as set forth in section one of part B of chapter 56 of the laws of 2014, authorizes the sale of state bonds of up to two billion dollars (\$2,000,000,000) to provide access to classroom technology and high-speed internet connectivity to equalize opportunities for children to learn, to add classroom space to expand high-quality pre-kindergarten programs, to replace classroom trailers with permanent instructional space, and to install high-tech smart security features in schools. Shall the SMART SCHOOLS BOND ACT OF 2014 be approved?

PROFILE OF PARTY ENROLLMENT

County of Monroe



GOVERNOR
DEMOCRATIC PRIMARY
SUMMARY

| LEGISLATIVE DISTRICT OR TOWN | TOTAL VOTES | ZEPHYR R. TEACHOUT | ANDREW M. CUOMO | RANDY A. CREDICO | SCATTER | BLANK AND VOID |
|------------------------------------|----------------|--------------------------|-----------------------|------------------------|---------|----------------------|
| | | 1A | 2A | 3A | | |
| Leg. Dist. 07 | 74 | 21 | 48 | 2 | 0 | 3 |
| Leg. Dist. 16 | 0 | 0 | 0 | 0 | 0 | 0 |
| Leg. Dist. 21 | 962 | 319 | 586 | 30 | 3 | 24 |
| Leg. Dist. 22 | 679 | 77 | 561 | 28 | 3 | 10 |
| Leg. Dist. 23 | 1,224 | 569 | 607 | 24 | 4 | 20 |
| Leg. Dist. 24 | 828 | 440 | 361 | 18 | 0 | 9 |
| Leg. Dist. 25 | 1,073 | 230 | 770 | 50 | 1 | 22 |
| Leg. Dist. 26 | 381 | 100 | 252 | 20 | 1 | 8 |
| Leg. Dist. 27 | 1,070 | 195 | 802 | 48 | 0 | 25 |
| Leg. Dist. 28 | 517 | 102 | 372 | 26 | 2 | 15 |
| Leg. Dist. 29 | 1,035 | 152 | 747 | 48 | 0 | 88 |
| CITY | 7,843 | 2,205 | 5,106 | 294 | 14 | 224 |
| Brighton | 1,561 | 737 | 787 | 22 | 1 | 14 |
| Chili | 408 | 163 | 226 | 16 | 1 | 2 |
| Clarkson | 79 | 27 | 51 | 1 | 0 | 0 |
| East Rochester | 71 | 28 | 42 | 1 | 0 | 0 |
| Gates | 399 | 91 | 289 | 12 | 0 | 7 |
| Greece | 1,064 | 342 | 672 | 36 | 1 | 13 |
| Hamlin | 61 | 24 | 33 | 4 | 0 | 0 |
| Henrietta | 630 | 242 | 366 | 19 | 0 | 3 |
| Irondequoit | 999 | 422 | 543 | 22 | 0 | 12 |
| Mendon | 168 | 90 | 74 | 2 | 1 | 1 |
| Ogden | 218 | 87 | 122 | 9 | 0 | 0 |
| Parma | 143 | 71 | 66 | 3 | 0 | 3 |
| Penfield | 746 | 312 | 409 | 15 | 2 | 8 |
| Perinton | 944 | 428 | 487 | 20 | 3 | 6 |
| Pittsford | 768 | 351 | 398 | 11 | 2 | 6 |
| Riga | 59 | 17 | 40 | 2 | 0 | 0 |
| Rush | 76 | 37 | 35 | 2 | 0 | 2 |
| Sweden | 185 | 87 | 94 | 3 | 0 | 1 |
| Webster | 687 | 289 | 362 | 25 | 3 | 8 |
| Wheatland | 84 | 38 | 44 | 2 | 0 | 0 |
| TOWNS | 9,350 | 3,883 | 5,140 | 227 | 14 | 86 |
| GRAND TOTAL: | 17,193 | 6,088 | 10,246 | 521 | 28 | 310 |

GOVERNOR
DEMOCRATIC PRIMARY
DETAIL

| LEGISLATIVE DISTRICT OR TOWN | ELECTION DISTRICT | TOTAL VOTES | ZEPHYR R. TEACHOUT | ANDREW M. CUOMO | RANDY A. CREDICO | SCATTER | BLANK AND VOID |
|------------------------------------|----------------------|----------------|--------------------------|-----------------------|------------------------|---------|----------------------|
| | | | 1A | 2A | 3A | | |
| Leg. Dist. 07 | | | | | | | |
| | 1 | 35 | 16 | 18 | 0 | 0 | 1 |
| | 2 | 39 | 5 | 30 | 2 | 0 | 2 |
| Leg. Dist. 07 | | 74 | 21 | 48 | 2 | 0 | 3 |
| Leg. Dist. 16 | | | | | | | |
| | 1 | 0 | 0 | 0 | 0 | 0 | 0 |
| Leg. Dist. 16 | | 0 | 0 | 0 | 0 | 0 | 0 |
| Leg. Dist. 21 | | | | | | | |
| | 1/24 | 78 | 32 | 41 | 3 | 1 | 1 |
| | 2/20 | 32 | 13 | 18 | 1 | 0 | 0 |
| | 3 | 10 | 2 | 6 | 0 | 0 | 2 |
| | 4 | 27 | 5 | 22 | 0 | 0 | 0 |
| | 5 | 18 | 13 | 5 | 0 | 0 | 0 |
| | 6 | 46 | 7 | 35 | 2 | 1 | 1 |
| | 7 | 65 | 23 | 38 | 2 | 0 | 2 |
| | 8 | 10 | 7 | 3 | 0 | 0 | 0 |
| | 9 | 30 | 24 | 6 | 0 | 0 | 0 |
| | 10/23-13 | 126 | 47 | 76 | 0 | 0 | 3 |
| | 11 | 24 | 1 | 20 | 2 | 0 | 1 |
| | 12 | 55 | 16 | 36 | 2 | 0 | 1 |
| | 13/23-15/23-23/23-29 | 77 | 35 | 35 | 4 | 1 | 2 |
| | 14 | 10 | 3 | 7 | 0 | 0 | 0 |
| | 15 | 48 | 15 | 30 | 2 | 0 | 1 |
| | 16 | 18 | 3 | 15 | 0 | 0 | 0 |
| | 17 | 40 | 18 | 20 | 0 | 0 | 2 |
| | 18/26 | 58 | 14 | 44 | 0 | 0 | 0 |
| | 19 | 19 | 4 | 15 | 0 | 0 | 0 |
| | 21 | 23 | 6 | 17 | 0 | 0 | 0 |
| | 22 | 31 | 7 | 21 | 2 | 0 | 1 |
| | 23 | 38 | 9 | 26 | 3 | 0 | 0 |
| | 25 | 54 | 12 | 33 | 3 | 0 | 6 |
| | 27 | 25 | 3 | 17 | 4 | 0 | 1 |
| Leg. Dist. 21 | | 962 | 319 | 586 | 30 | 3 | 24 |
| Leg. Dist. 22 | | | | | | | |
| | 1/17 | 46 | 7 | 36 | 1 | 1 | 1 |
| | 2/13 | 24 | 1 | 21 | 1 | 0 | 1 |
| | 3 | 28 | 2 | 25 | 1 | 0 | 0 |
| | 4/16/19 | 27 | 2 | 24 | 0 | 1 | 0 |
| | 5 | 17 | 3 | 13 | 1 | 0 | 0 |
| | 6 | 30 | 3 | 27 | 0 | 0 | 0 |
| | 7 | 17 | 3 | 13 | 1 | 0 | 0 |
| | 8/22 | 49 | 3 | 43 | 2 | 0 | 1 |
| | 9/10 | 48 | 2 | 42 | 4 | 0 | 0 |
| | 11/21 | 69 | 8 | 56 | 1 | 0 | 4 |
| | 12/23 | 38 | 3 | 31 | 4 | 0 | 0 |
| | 14/15 | 87 | 8 | 71 | 8 | 0 | 0 |

GOVERNOR
DEMOCRATIC PRIMARY
DETAIL

| LEGISLATIVE DISTRICT OR TOWN | ELECTION DISTRICT | TOTAL VOTES | ZEPHYR | ANDREW | RANDY | SCATTER | BLANK AND VOID |
|------------------------------------|-----------------------|----------------|----------------------|-------------------|---------------------|---------|----------------------|
| | | | R. TEACHOUT 1A | M. CUOMO 2A | A. CREDICO 3A | | |
| Leg. Dist. 22 | | | | | | | |
| | 18 | 27 | 3 | 24 | 0 | 0 | 0 |
| | 20/24 | 38 | 2 | 32 | 3 | 0 | 1 |
| | 25 | 69 | 11 | 56 | 0 | 1 | 1 |
| | 26/25-19 | 30 | 13 | 16 | 0 | 0 | 1 |
| | 27 | 35 | 3 | 31 | 1 | 0 | 0 |
| Leg. Dist. 22 | | 679 | 77 | 561 | 28 | 3 | 10 |
| Leg. Dist. 23 | | | | | | | |
| | 1/6/9/10/20 | 229 | 109 | 110 | 5 | 0 | 5 |
| | 2/3/11/28/24-20/25-28 | 174 | 91 | 75 | 0 | 3 | 5 |
| | 4/12/22 | 206 | 106 | 96 | 3 | 0 | 1 |
| | 5/7 | 54 | 23 | 28 | 3 | 0 | 0 |
| | 8/14 | 71 | 45 | 23 | 2 | 0 | 1 |
| | 16/18/19/27 | 160 | 63 | 88 | 3 | 0 | 6 |
| | 17 | 65 | 16 | 45 | 4 | 0 | 0 |
| | 21 | 51 | 24 | 26 | 0 | 0 | 1 |
| | 24 | 28 | 9 | 18 | 1 | 0 | 0 |
| | 25/26 | 186 | 83 | 98 | 3 | 1 | 1 |
| Leg. Dist. 23 | | 1,224 | 569 | 607 | 24 | 4 | 20 |
| Leg. Dist. 24 | | | | | | | |
| | 1/13 | 172 | 112 | 54 | 2 | 0 | 4 |
| | 2/3/22/23 | 141 | 85 | 55 | 0 | 0 | 1 |
| | 4/10 | 122 | 75 | 43 | 4 | 0 | 0 |
| | 5/24 | 62 | 24 | 35 | 1 | 0 | 2 |
| | 6 | 22 | 11 | 11 | 0 | 0 | 0 |
| | 7 | 34 | 16 | 17 | 0 | 0 | 1 |
| | 8/9 | 68 | 29 | 38 | 1 | 0 | 0 |
| | 11/12 | 24 | 3 | 18 | 3 | 0 | 0 |
| | 14/15/21 | 95 | 48 | 43 | 3 | 0 | 1 |
| | 16/18 | 67 | 29 | 35 | 3 | 0 | 0 |
| | 17 | 15 | 3 | 11 | 1 | 0 | 0 |
| | 19/25-23 | 6 | 5 | 1 | 0 | 0 | 0 |
| Leg. Dist. 24 | | 828 | 440 | 361 | 18 | 0 | 9 |
| Leg. Dist. 25 | | | | | | | |
| | 1/22 | 102 | 30 | 65 | 5 | 0 | 2 |
| | 2 | 56 | 3 | 50 | 3 | 0 | 0 |
| | 3 | 101 | 9 | 83 | 5 | 0 | 4 |
| | 4/6/14/24 | 69 | 24 | 42 | 1 | 0 | 2 |
| | 5/10 | 106 | 16 | 85 | 4 | 0 | 1 |
| | 7/13 | 96 | 10 | 76 | 8 | 0 | 2 |
| | 8/27-9 | 131 | 39 | 84 | 3 | 0 | 5 |
| | 9/11 | 56 | 3 | 49 | 4 | 0 | 0 |
| | 12 | 54 | 39 | 14 | 1 | 0 | 0 |
| | 15/18 | 67 | 7 | 55 | 4 | 0 | 1 |
| | 16/27-22 | 44 | 5 | 34 | 4 | 1 | 0 |
| | 17 | 37 | 1 | 34 | 1 | 0 | 1 |

GOVERNOR
DEMOCRATIC PRIMARY
DETAIL

| LEGISLATIVE DISTRICT OR TOWN | ELECTION DISTRICT | TOTAL VOTES | ZEPHYR R. TEACHOUT | ANDREW M. CUOMO | RANDY A. CREDICO | SCATTER | BLANK AND VOID |
|------------------------------------|----------------------|----------------|--------------------------|-----------------------|------------------------|---------|----------------------|
| | | | 1A | 2A | 3A | | |
| Leg. Dist. 25 | | | | | | | |
| | 20/25 | 78 | 12 | 60 | 3 | 0 | 3 |
| | 21 | 11 | 2 | 8 | 0 | 0 | 1 |
| | 26/27 | 31 | 9 | 20 | 2 | 0 | 0 |
| | 29/30 | 34 | 21 | 11 | 2 | 0 | 0 |
| Leg. Dist. 25 | | 1,073 | 230 | 770 | 50 | 1 | 22 |
| Leg. Dist. 26 | | | | | | | |
| | 1/13/14 | 86 | 38 | 43 | 4 | 1 | 0 |
| | 2/12 | 26 | 7 | 19 | 0 | 0 | 0 |
| | 3/4/5/11 | 67 | 17 | 45 | 4 | 0 | 1 |
| | 6 | 29 | 7 | 19 | 1 | 0 | 2 |
| | 7 | 29 | 2 | 24 | 2 | 0 | 1 |
| | 8 | 18 | 1 | 17 | 0 | 0 | 0 |
| | 9 | 33 | 7 | 22 | 3 | 0 | 1 |
| | 10/15 | 37 | 9 | 24 | 3 | 0 | 1 |
| | 16 | 19 | 2 | 17 | 0 | 0 | 0 |
| | 17 | 37 | 10 | 22 | 3 | 0 | 2 |
| Leg. Dist. 26 | | 381 | 100 | 252 | 20 | 1 | 8 |
| Leg. Dist. 27 | | | | | | | |
| | 1/2 | 94 | 12 | 76 | 5 | 0 | 1 |
| | 3/7 | 94 | 35 | 52 | 4 | 0 | 3 |
| | 4/5 | 139 | 36 | 93 | 3 | 0 | 7 |
| | 6/17 | 97 | 16 | 69 | 11 | 0 | 1 |
| | 8 | 102 | 12 | 84 | 5 | 0 | 1 |
| | 10/11 | 96 | 24 | 66 | 4 | 0 | 2 |
| | 12/16 | 77 | 12 | 62 | 1 | 0 | 2 |
| | 13/21 | 84 | 8 | 67 | 6 | 0 | 3 |
| | 14 | 39 | 4 | 32 | 1 | 0 | 2 |
| | 15 | 60 | 10 | 48 | 2 | 0 | 0 |
| | 18 | 30 | 4 | 26 | 0 | 0 | 0 |
| | 19/23 | 109 | 15 | 90 | 2 | 0 | 2 |
| | 20 | 26 | 2 | 20 | 4 | 0 | 0 |
| | 25/26 | 23 | 5 | 17 | 0 | 0 | 1 |
| Leg. Dist. 27 | | 1,070 | 195 | 802 | 48 | 0 | 25 |
| Leg. Dist. 28 | | | | | | | |
| | 1 | 19 | 2 | 15 | 1 | 0 | 1 |
| | 2 | 11 | 3 | 6 | 2 | 0 | 0 |
| | 3 | 15 | 5 | 9 | 1 | 0 | 0 |
| | 4 | 16 | 1 | 15 | 0 | 0 | 0 |
| | 5 | 30 | 7 | 21 | 1 | 0 | 1 |
| | 6 | 56 | 20 | 33 | 2 | 1 | 0 |
| | 7 | 31 | 4 | 25 | 1 | 0 | 1 |
| | 8/19 | 48 | 4 | 42 | 2 | 0 | 0 |
| | 9 | 36 | 11 | 19 | 4 | 1 | 1 |
| | 10 | 8 | 1 | 7 | 0 | 0 | 0 |
| | 11 | 38 | 7 | 28 | 1 | 0 | 2 |

GOVERNOR
DEMOCRATIC PRIMARY
DETAIL

| LEGISLATIVE DISTRICT OR TOWN | ELECTION DISTRICT | TOTAL VOTES | ZEPHYR R. TEACHOUT | ANDREW M. CUOMO | RANDY A. CREDICO | SCATTER | BLANK AND VOID |
|------------------------------------|----------------------|----------------|--------------------------|-----------------------|------------------------|---------|----------------------|
| | | | 1A | 2A | 3A | | |
| Leg. Dist. 28 | | | | | | | |
| | 12 | 16 | 1 | 12 | 2 | 0 | 1 |
| | 13 | 21 | 1 | 18 | 1 | 0 | 1 |
| | 14 | 13 | 0 | 13 | 0 | 0 | 0 |
| | 15 | 14 | 2 | 8 | 1 | 0 | 3 |
| | 16 | 27 | 6 | 19 | 1 | 0 | 1 |
| | 17 | 1 | 1 | 0 | 0 | 0 | 0 |
| | 18 | 26 | 3 | 21 | 2 | 0 | 0 |
| | 20 | 30 | 8 | 20 | 1 | 0 | 1 |
| | 21 | 46 | 13 | 30 | 3 | 0 | 0 |
| | 22 | 15 | 2 | 11 | 0 | 0 | 2 |
| Leg. Dist. 28 | | 517 | 102 | 372 | 26 | 2 | 15 |
| Leg. Dist. 29 | | | | | | | |
| | 1 | 0 | 0 | 0 | 0 | 0 | 0 |
| | 2 | 21 | 3 | 12 | 0 | 0 | 6 |
| | 3 | 3 | 0 | 2 | 1 | 0 | 0 |
| | 4 | 32 | 5 | 25 | 0 | 0 | 2 |
| | 5 | 34 | 5 | 26 | 0 | 0 | 3 |
| | 6 | 33 | 2 | 25 | 3 | 0 | 3 |
| | 7 | 27 | 10 | 16 | 1 | 0 | 0 |
| | 8 | 8 | 0 | 7 | 0 | 0 | 1 |
| | 9 | 61 | 6 | 46 | 3 | 0 | 6 |
| | 10 | 64 | 7 | 53 | 0 | 0 | 4 |
| | 11 | 37 | 4 | 24 | 4 | 0 | 5 |
| | 12 | 60 | 4 | 49 | 4 | 0 | 3 |
| | 13 | 50 | 3 | 36 | 4 | 0 | 7 |
| | 14 | 27 | 8 | 12 | 1 | 0 | 6 |
| | 15 | 44 | 5 | 35 | 2 | 0 | 2 |
| | 16 | 18 | 1 | 17 | 0 | 0 | 0 |
| | 17 | 25 | 9 | 13 | 0 | 0 | 3 |
| | 18 | 44 | 16 | 25 | 1 | 0 | 2 |
| | 19 | 24 | 4 | 18 | 2 | 0 | 0 |
| | 20 | 61 | 19 | 33 | 5 | 0 | 4 |
| | 21 | 40 | 13 | 25 | 1 | 0 | 1 |
| | 22 | 73 | 8 | 48 | 5 | 0 | 12 |
| | 23 | 94 | 7 | 71 | 6 | 0 | 10 |
| | 24 | 47 | 5 | 35 | 2 | 0 | 5 |
| | 25 | 87 | 7 | 77 | 2 | 0 | 1 |
| | 26 | 19 | 1 | 15 | 1 | 0 | 2 |
| | 28 | 2 | 0 | 2 | 0 | 0 | 0 |
| Leg. Dist. 29 | | 1,035 | 152 | 747 | 48 | 0 | 88 |
| CITY | | 7,843 | 2,205 | 5,106 | 294 | 14 | 224 |
| Brighton | | | | | | | |
| | 1/13/23/31/32/33 | 230 | 124 | 104 | 0 | 0 | 2 |
| | 2/26/44 | 32 | 15 | 15 | 2 | 0 | 0 |
| | 3 | 26 | 11 | 15 | 0 | 0 | 0 |

GOVERNOR
DEMOCRATIC PRIMARY
DETAIL

| LEGISLATIVE DISTRICT OR TOWN | ELECTION DISTRICT | TOTAL VOTES | ZEPHYR R. TEACHOUT | ANDREW M. CUOMO | RANDY A. CREDICO | SCATTER | BLANK AND VOID |
|------------------------------------|----------------------|----------------|--------------------------|-----------------------|------------------------|----------|----------------------|
| | | | 1A | 2A | 3A | | |
| Brighton | | | | | | | |
| | 4/5/9/25/27 | 207 | 113 | 89 | 2 | 0 | 3 |
| | 6 | 44 | 23 | 19 | 1 | 0 | 1 |
| | 7/11/15/24/34 | 174 | 90 | 81 | 1 | 0 | 2 |
| | 8/16/18 | 87 | 34 | 52 | 1 | 0 | 0 |
| | 10/21 | 54 | 34 | 20 | 0 | 0 | 0 |
| | 12/29/38/39 | 151 | 76 | 73 | 1 | 0 | 1 |
| | 14/30 | 124 | 33 | 87 | 2 | 1 | 1 |
| | 17 | 25 | 2 | 20 | 2 | 0 | 1 |
| | 19/28 | 88 | 50 | 35 | 1 | 0 | 2 |
| | 20/35/40/46 | 144 | 69 | 74 | 1 | 0 | 0 |
| | 22/37/42 | 88 | 35 | 51 | 1 | 0 | 1 |
| | 36/45 | 29 | 14 | 12 | 3 | 0 | 0 |
| | 41/43 | 58 | 14 | 40 | 4 | 0 | 0 |
| | | <u>1,561</u> | <u>737</u> | <u>787</u> | <u>22</u> | <u>1</u> | <u>14</u> |
| Brighton | | | | | | | |
| Chili | | | | | | | |
| | 1/19/27 | 46 | 12 | 32 | 2 | 0 | 0 |
| | 2 | 23 | 13 | 10 | 0 | 0 | 0 |
| | 3 | 16 | 10 | 5 | 1 | 0 | 0 |
| | 4/18/26/30/32 | 54 | 17 | 35 | 1 | 1 | 0 |
| | 5/6/23 | 29 | 16 | 13 | 0 | 0 | 0 |
| | 7/15 | 19 | 8 | 10 | 0 | 0 | 1 |
| | 8/10 | 25 | 9 | 13 | 3 | 0 | 0 |
| | 9/11/12/31 | 40 | 22 | 13 | 4 | 0 | 1 |
| | 13/21 | 29 | 14 | 14 | 1 | 0 | 0 |
| | 14/24 | 35 | 12 | 21 | 2 | 0 | 0 |
| | 16/22/29 | 32 | 12 | 20 | 0 | 0 | 0 |
| | 17 | 25 | 8 | 17 | 0 | 0 | 0 |
| | 20/25/28 | 35 | 10 | 23 | 2 | 0 | 0 |
| | | <u>408</u> | <u>163</u> | <u>226</u> | <u>16</u> | <u>1</u> | <u>2</u> |
| Chili | | | | | | | |
| Clarkson | | | | | | | |
| | 1/3 | 39 | 14 | 25 | 0 | 0 | 0 |
| | 2/5 | 18 | 4 | 14 | 0 | 0 | 0 |
| | 4 | 14 | 3 | 10 | 1 | 0 | 0 |
| | 6 | 8 | 6 | 2 | 0 | 0 | 0 |
| | | <u>79</u> | <u>27</u> | <u>51</u> | <u>1</u> | <u>0</u> | <u>0</u> |
| Clarkson | | | | | | | |
| East Rochester | | | | | | | |
| | 1/4/5 | 29 | 9 | 19 | 1 | 0 | 0 |
| | 2/3/6/7 | 42 | 19 | 23 | 0 | 0 | 0 |
| | | <u>71</u> | <u>28</u> | <u>42</u> | <u>1</u> | <u>0</u> | <u>0</u> |
| East Rochester | | | | | | | |
| Gates | | | | | | | |
| | 1/11/12/32 | 42 | 19 | 20 | 2 | 0 | 1 |
| | 2/4/20/25 | 31 | 6 | 23 | 0 | 0 | 2 |
| | 3/15/27/30 | 52 | 13 | 35 | 2 | 0 | 2 |
| | 5/23 | 31 | 9 | 22 | 0 | 0 | 0 |
| | 6/10/22 | 30 | 4 | 25 | 0 | 0 | 1 |

GOVERNOR
DEMOCRATIC PRIMARY
DETAIL

| LEGISLATIVE DISTRICT OR TOWN | ELECTION DISTRICT | TOTAL VOTES | ZEPHYR R. TEACHOUT | ANDREW M. CUOMO | RANDY A. CREDICO | SCATTER | BLANK AND VOID |
|------------------------------------|----------------------|----------------|--------------------------|-----------------------|------------------------|---------|----------------------|
| | | | 1A | 2A | 3A | | |
| Gates | | | | | | | |
| | 7/18/26/34/35 | 52 | 9 | 40 | 3 | 0 | 0 |
| | 8/19/24/28 | 47 | 11 | 34 | 2 | 0 | 0 |
| | 9/33 | 41 | 6 | 34 | 1 | 0 | 0 |
| | 13/17/29 | 34 | 9 | 24 | 1 | 0 | 0 |
| | 14/16/21/31 | 39 | 5 | 32 | 1 | 0 | 1 |
| Gates | | 399 | 91 | 289 | 12 | 0 | 7 |
| Greece | | | | | | | |
| | 1/21/30/74/82 | 46 | 20 | 23 | 1 | 0 | 2 |
| | 2/34/54 | 26 | 13 | 12 | 1 | 0 | 0 |
| | 3/52/73/85 | 32 | 15 | 16 | 1 | 0 | 0 |
| | 4/13/40/51/68 | 48 | 15 | 32 | 1 | 0 | 0 |
| | 5/8/9/20 | 35 | 14 | 21 | 0 | 0 | 0 |
| | 6/7/22/63 | 44 | 15 | 27 | 1 | 0 | 1 |
| | 10/11/25 | 26 | 9 | 16 | 1 | 0 | 0 |
| | 12/46 | 10 | 3 | 7 | 0 | 0 | 0 |
| | 14/83 | 22 | 9 | 11 | 1 | 0 | 1 |
| | 15/71 | 17 | 4 | 13 | 0 | 0 | 0 |
| | 16/38/76 | 34 | 18 | 16 | 0 | 0 | 0 |
| | 17/39/93 | 37 | 9 | 28 | 0 | 0 | 0 |
| | 18/67/69/94 | 40 | 13 | 23 | 3 | 1 | 0 |
| | 19/23 | 34 | 11 | 22 | 1 | 0 | 0 |
| | 24/27/108/109 | 36 | 6 | 26 | 1 | 0 | 3 |
| | 26/41/48/78 | 44 | 13 | 29 | 2 | 0 | 0 |
| | 28/45/91 | 27 | 9 | 15 | 3 | 0 | 0 |
| | 29/66 | 15 | 4 | 9 | 2 | 0 | 0 |
| | 31/47/50/56 | 44 | 13 | 31 | 0 | 0 | 0 |
| | 32/59/61 | 26 | 7 | 17 | 2 | 0 | 0 |
| | 33/57 | 10 | 8 | 2 | 0 | 0 | 0 |
| | 35/84 | 41 | 12 | 28 | 1 | 0 | 0 |
| | 36/42/60/75/95 | 36 | 5 | 28 | 1 | 0 | 2 |
| | 37/81 | 12 | 7 | 4 | 1 | 0 | 0 |
| | 43/70/107 | 16 | 8 | 7 | 0 | 0 | 1 |
| | 44/89/99 | 27 | 6 | 19 | 2 | 0 | 0 |
| | 49/55 | 18 | 4 | 13 | 1 | 0 | 0 |
| | 53/72/88/104/105 | 38 | 7 | 30 | 1 | 0 | 0 |
| | 58/90/102/103 | 39 | 16 | 23 | 0 | 0 | 0 |
| | 62/96/101 | 20 | 7 | 13 | 0 | 0 | 0 |
| | 64/80 | 8 | 2 | 6 | 0 | 0 | 0 |
| | 65 | 19 | 5 | 10 | 1 | 0 | 3 |
| | 77 | 27 | 10 | 13 | 4 | 0 | 0 |
| | 79/98/106 | 25 | 9 | 16 | 0 | 0 | 0 |
| | 86 | 15 | 2 | 13 | 0 | 0 | 0 |
| | 87 | 11 | 2 | 9 | 0 | 0 | 0 |
| | 92/100 | 37 | 6 | 29 | 2 | 0 | 0 |

GOVERNOR
DEMOCRATIC PRIMARY
DETAIL

| LEGISLATIVE DISTRICT OR TOWN | ELECTION DISTRICT | TOTAL VOTES | ZEPHYR R. TEACHOUT | ANDREW M. CUOMO | RANDY A. CREDICO | SCATTER | BLANK AND VOID |
|------------------------------------|----------------------|----------------|--------------------------|-----------------------|------------------------|---------|----------------------|
| | | | 1A | 2A | 3A | | |
| Greece | 97 | 22 | 6 | 15 | 1 | 0 | 0 |
| Greece Hamlin | | 1,064 | 342 | 672 | 36 | 1 | 13 |
| | 1/6/8 | 15 | 6 | 8 | 1 | 0 | 0 |
| | 2/5 | 12 | 6 | 6 | 0 | 0 | 0 |
| | 3/7 | 18 | 7 | 11 | 0 | 0 | 0 |
| | 4 | 6 | 2 | 3 | 1 | 0 | 0 |
| | 9/10 | 10 | 3 | 5 | 2 | 0 | 0 |
| Hamlin Henrietta | | 61 | 24 | 33 | 4 | 0 | 0 |
| | 1/12/21/28 | 54 | 24 | 29 | 0 | 0 | 1 |
| | 2/19/20/35 | 71 | 33 | 33 | 5 | 0 | 0 |
| | 3/30 | 43 | 16 | 26 | 1 | 0 | 0 |
| | 4/5/32 | 72 | 26 | 45 | 1 | 0 | 0 |
| | 6/8/10/18 | 57 | 30 | 26 | 1 | 0 | 0 |
| | 7/22 | 53 | 19 | 34 | 0 | 0 | 0 |
| | 9/14/24/33 | 62 | 21 | 34 | 6 | 0 | 1 |
| | 11/23/34 | 37 | 12 | 24 | 1 | 0 | 0 |
| | 13/29 | 33 | 14 | 17 | 1 | 0 | 1 |
| | 15/16 | 26 | 5 | 21 | 0 | 0 | 0 |
| | 17/25 | 47 | 18 | 28 | 1 | 0 | 0 |
| | 26/27/31 | 75 | 24 | 49 | 2 | 0 | 0 |
| Henrietta Irondequoit | | 630 | 242 | 366 | 19 | 0 | 3 |
| | 1/37 | 27 | 11 | 16 | 0 | 0 | 0 |
| | 2/9/40/45/48/53/68 | 93 | 27 | 65 | 0 | 0 | 1 |
| | 3 | 21 | 13 | 6 | 2 | 0 | 0 |
| | 4/46 | 29 | 8 | 21 | 0 | 0 | 0 |
| | 5/12/19 | 46 | 21 | 25 | 0 | 0 | 0 |
| | 6/7/16/22 | 93 | 43 | 46 | 3 | 0 | 1 |
| | 8/10/20/47/51/62 | 95 | 53 | 39 | 2 | 0 | 1 |
| | 11/34/41/52/61 | 82 | 27 | 54 | 1 | 0 | 0 |
| | 13/17/21/24 | 75 | 46 | 25 | 3 | 0 | 1 |
| | 14/28 | 28 | 11 | 16 | 0 | 0 | 1 |
| | 15/30/49 | 41 | 23 | 15 | 3 | 0 | 0 |
| | 18/26/54/57/65/67 | 85 | 28 | 55 | 1 | 0 | 1 |
| | 23/29/35/43 | 48 | 27 | 19 | 2 | 0 | 0 |
| | 25/33/44/59/60 | 69 | 24 | 41 | 3 | 0 | 1 |
| | 27/42/63 | 30 | 18 | 11 | 0 | 0 | 1 |
| | 31/32/58 | 63 | 26 | 35 | 0 | 0 | 2 |
| | 36/50/64/66 | 30 | 5 | 21 | 2 | 0 | 2 |
| | 38/55/56 | 39 | 10 | 29 | 0 | 0 | 0 |
| | 39 | 5 | 1 | 4 | 0 | 0 | 0 |
| Irondequoit | | 999 | 422 | 543 | 22 | 0 | 12 |

GOVERNOR
DEMOCRATIC PRIMARY
DETAIL

| LEGISLATIVE DISTRICT OR TOWN | ELECTION DISTRICT | TOTAL VOTES | ZEPHYR R. TEACHOUT | ANDREW M. CUOMO | RANDY A. CREDICO | SCATTER | BLANK AND VOID |
|------------------------------------|----------------------|----------------|--------------------------|-----------------------|------------------------|---------|----------------------|
| | | | 1A | 2A | 3A | | |
| Mendon | | | | | | | |
| | 1/2/4/8 | 67 | 34 | 31 | 1 | 1 | 0 |
| | 3/7/9 | 64 | 32 | 32 | 0 | 0 | 0 |
| | 5/6 | 37 | 24 | 11 | 1 | 0 | 1 |
| Mendon | | 168 | 90 | 74 | 2 | 1 | 1 |
| Ogden | | | | | | | |
| | 1/9/19 | 42 | 11 | 30 | 1 | 0 | 0 |
| | 2/13 | 24 | 9 | 15 | 0 | 0 | 0 |
| | 3 | 20 | 13 | 6 | 1 | 0 | 0 |
| | 4/18 | 14 | 9 | 3 | 2 | 0 | 0 |
| | 5 | 9 | 6 | 3 | 0 | 0 | 0 |
| | 6/10 | 23 | 12 | 9 | 2 | 0 | 0 |
| | 7/16/20 | 20 | 5 | 14 | 1 | 0 | 0 |
| | 8 | 13 | 5 | 8 | 0 | 0 | 0 |
| | 11 | 8 | 3 | 4 | 1 | 0 | 0 |
| | 12 | 19 | 6 | 13 | 0 | 0 | 0 |
| | 14/15/17 | 26 | 8 | 17 | 1 | 0 | 0 |
| Ogden | | 218 | 87 | 122 | 9 | 0 | 0 |
| Parma | | | | | | | |
| | 1/11 | 24 | 11 | 12 | 1 | 0 | 0 |
| | 2/8/12 | 36 | 19 | 16 | 0 | 0 | 1 |
| | 3/13 | 17 | 9 | 8 | 0 | 0 | 0 |
| | 4/5/6/7 | 24 | 12 | 11 | 1 | 0 | 0 |
| | 9/10/14/15 | 42 | 20 | 19 | 1 | 0 | 2 |
| Parma | | 143 | 71 | 66 | 3 | 0 | 3 |
| Penfield | | | | | | | |
| | 1/21 | 27 | 17 | 8 | 1 | 0 | 1 |
| | 2 | 16 | 5 | 10 | 0 | 0 | 1 |
| | 3/39 | 23 | 6 | 16 | 1 | 0 | 0 |
| | 4/14 | 33 | 14 | 18 | 0 | 1 | 0 |
| | 5/9/17/22 | 125 | 56 | 65 | 3 | 0 | 1 |
| | 6/34/38 | 35 | 11 | 23 | 0 | 0 | 1 |
| | 7/15 | 39 | 17 | 20 | 1 | 0 | 1 |
| | 8 | 18 | 1 | 17 | 0 | 0 | 0 |
| | 10 | 14 | 4 | 10 | 0 | 0 | 0 |
| | 11/16 | 17 | 6 | 10 | 1 | 0 | 0 |
| | 12/24 | 54 | 26 | 26 | 1 | 0 | 1 |
| | 13 | 21 | 4 | 16 | 1 | 0 | 0 |
| | 18/23/36 | 65 | 36 | 29 | 0 | 0 | 0 |
| | 19/30 | 45 | 21 | 23 | 0 | 0 | 1 |
| | 20/37/42 | 41 | 9 | 31 | 1 | 0 | 0 |
| | 25/33 | 32 | 15 | 14 | 3 | 0 | 0 |
| | 26/40 | 28 | 13 | 15 | 0 | 0 | 0 |
| | 27/28 | 35 | 14 | 20 | 1 | 0 | 0 |
| | 29/35 | 43 | 22 | 20 | 0 | 1 | 0 |
| | 31/32 | 19 | 9 | 9 | 0 | 0 | 1 |

GOVERNOR
DEMOCRATIC PRIMARY
DETAIL

| LEGISLATIVE DISTRICT OR TOWN | ELECTION DISTRICT | TOTAL VOTES | ZEPHYR R. TEACHOUT | ANDREW M. CUOMO | RANDY A. CREDICO | SCATTER | BLANK AND VOID |
|------------------------------------|----------------------|----------------|--------------------------|-----------------------|------------------------|---------|----------------------|
| | | | 1A | 2A | 3A | | |
| Penfield | 41 | 16 | 6 | 9 | 1 | 0 | 0 |
| Penfield | | 746 | 312 | 409 | 15 | 2 | 8 |
| Perinton | 1/39/45 | 38 | 16 | 20 | 2 | 0 | 0 |
| | 2 | 39 | 20 | 18 | 0 | 1 | 0 |
| | 3/32/35/52 | 50 | 21 | 28 | 0 | 0 | 1 |
| | 4/38/54 | 53 | 20 | 29 | 3 | 0 | 1 |
| | 5/7/14/20 | 72 | 34 | 36 | 1 | 0 | 1 |
| | 6/25 | 31 | 18 | 13 | 0 | 0 | 0 |
| | 8/27/33/53 | 67 | 36 | 27 | 2 | 1 | 1 |
| | 9/43 | 47 | 20 | 27 | 0 | 0 | 0 |
| | 10/11/46 | 41 | 22 | 19 | 0 | 0 | 0 |
| | 12/16/18 | 59 | 28 | 30 | 1 | 0 | 0 |
| | 13/55 | 39 | 20 | 19 | 0 | 0 | 0 |
| | 15/40/48 | 35 | 14 | 21 | 0 | 0 | 0 |
| | 17/44 | 57 | 32 | 24 | 1 | 0 | 0 |
| | 19/23 | 34 | 17 | 14 | 2 | 0 | 1 |
| | 21 | 29 | 15 | 11 | 3 | 0 | 0 |
| | 22/29/41 | 40 | 15 | 24 | 1 | 0 | 0 |
| | 24/34 | 48 | 10 | 37 | 0 | 0 | 1 |
| | 26/31 | 33 | 15 | 17 | 1 | 0 | 0 |
| | 28/49/51 | 46 | 18 | 27 | 1 | 0 | 0 |
| | 30/36/37/42 | 53 | 20 | 32 | 1 | 0 | 0 |
| | 47/56 | 25 | 13 | 11 | 0 | 1 | 0 |
| | 50 | 8 | 4 | 3 | 1 | 0 | 0 |
| Perinton | | 944 | 428 | 487 | 20 | 3 | 6 |
| Pittsford | 1/2 | 50 | 22 | 28 | 0 | 0 | 0 |
| | 3 | 49 | 18 | 31 | 0 | 0 | 0 |
| | 4/12/21 | 65 | 35 | 30 | 0 | 0 | 0 |
| | 5/20/24 | 90 | 41 | 47 | 1 | 0 | 1 |
| | 6/9/14 | 84 | 33 | 50 | 0 | 0 | 1 |
| | 7/16/17/26/27 | 91 | 54 | 33 | 3 | 1 | 0 |
| | 8 | 26 | 9 | 17 | 0 | 0 | 0 |
| | 10/31/34 | 52 | 18 | 32 | 1 | 1 | 0 |
| | 11/15/23 | 48 | 28 | 17 | 2 | 0 | 1 |
| | 13/30/32 | 62 | 31 | 30 | 0 | 0 | 1 |
| | 18/25/28 | 68 | 29 | 38 | 0 | 0 | 1 |
| | 19/29 | 31 | 13 | 16 | 2 | 0 | 0 |
| | 22/33 | 52 | 20 | 29 | 2 | 0 | 1 |
| Pittsford | | 768 | 351 | 398 | 11 | 2 | 6 |
| Riga | 1/2/3/6 | 33 | 10 | 23 | 0 | 0 | 0 |
| | 4/5 | 26 | 7 | 17 | 2 | 0 | 0 |
| Riga | | 59 | 17 | 40 | 2 | 0 | 0 |

GOVERNOR
DEMOCRATIC PRIMARY
DETAIL

| LEGISLATIVE DISTRICT OR TOWN | ELECTION DISTRICT | TOTAL VOTES | ZEPHYR | ANDREW | RANDY | SCATTER | BLANK AND VOID |
|------------------------------------|----------------------|----------------|----------------------|-------------------|---------------------|---------|----------------------|
| | | | R. TEACHOUT 1A | M. CUOMO 2A | A. CREDICO 3A | | |
| Rush | | | | | | | |
| | 1/2/3/4 | 76 | 37 | 35 | 2 | 0 | 2 |
| Rush | | 76 | 37 | 35 | 2 | 0 | 2 |
| Sweden | | | | | | | |
| | 1/5/6 | 49 | 17 | 32 | 0 | 0 | 0 |
| | 2/3/4/9/11 | 72 | 37 | 34 | 0 | 0 | 1 |
| | 7/8/10/12 | 64 | 33 | 28 | 3 | 0 | 0 |
| Sweden | | 185 | 87 | 94 | 3 | 0 | 1 |
| Webster | | | | | | | |
| | 1/2 | 35 | 12 | 20 | 2 | 0 | 1 |
| | 3/36 | 33 | 11 | 22 | 0 | 0 | 0 |
| | 4/14 | 26 | 17 | 9 | 0 | 0 | 0 |
| | 5 | 17 | 6 | 10 | 0 | 0 | 1 |
| | 6/11/43 | 25 | 14 | 10 | 0 | 0 | 1 |
| | 7/12 | 45 | 21 | 22 | 1 | 1 | 0 |
| | 8/13/18 | 49 | 19 | 28 | 2 | 0 | 0 |
| | 9/34 | 16 | 7 | 9 | 0 | 0 | 0 |
| | 10/17 | 30 | 14 | 13 | 2 | 0 | 1 |
| | 15/39 | 35 | 17 | 17 | 0 | 1 | 0 |
| | 16/26 | 21 | 6 | 10 | 4 | 0 | 1 |
| | 19/29/32 | 55 | 24 | 31 | 0 | 0 | 0 |
| | 20/42 | 37 | 18 | 16 | 2 | 0 | 1 |
| | 21/35 | 31 | 14 | 15 | 1 | 1 | 0 |
| | 22/37 | 40 | 21 | 19 | 0 | 0 | 0 |
| | 23/33 | 28 | 13 | 15 | 0 | 0 | 0 |
| | 24 | 29 | 11 | 16 | 1 | 0 | 1 |
| | 25/38 | 26 | 12 | 13 | 1 | 0 | 0 |
| | 27/40 | 31 | 10 | 19 | 2 | 0 | 0 |
| | 28/41 | 27 | 14 | 8 | 5 | 0 | 0 |
| | 30 | 19 | 5 | 13 | 0 | 0 | 1 |
| | 31 | 32 | 3 | 27 | 2 | 0 | 0 |
| Webster | | 687 | 289 | 362 | 25 | 3 | 8 |
| Wheatland | | | | | | | |
| | 1/3 | 51 | 27 | 23 | 1 | 0 | 0 |
| | 2 | 22 | 7 | 15 | 0 | 0 | 0 |
| | 4/5 | 11 | 4 | 6 | 1 | 0 | 0 |
| Wheatland | | 84 | 38 | 44 | 2 | 0 | 0 |
| TOWNS | | 9,350 | 3,883 | 5,140 | 227 | 14 | 86 |
| GRAND TOTAL: | | 17,193 | 6,088 | 10,246 | 521 | 28 | 310 |

LIEUTENANT GOVERNOR
DEMOCRATIC PRIMARY
SUMMARY

| LEGISLATIVE DISTRICT OR TOWN | TOTAL VOTES | KATHY C. HOCHUL | TIMOTHY WU | SCATTER | BLANK AND VOID |
|------------------------------------|----------------|-----------------------|---------------|---------|----------------------|
| | | 4A | 5A | | |
| Leg. Dist. 07 | 74 | 54 | 18 | 0 | 2 |
| Leg. Dist. 16 | 0 | 0 | 0 | 0 | 0 |
| Leg. Dist. 21 | 962 | 642 | 279 | 2 | 39 |
| Leg. Dist. 22 | 679 | 531 | 105 | 3 | 40 |
| Leg. Dist. 23 | 1,224 | 714 | 477 | 4 | 29 |
| Leg. Dist. 24 | 828 | 413 | 388 | 0 | 27 |
| Leg. Dist. 25 | 1,073 | 753 | 256 | 2 | 62 |
| Leg. Dist. 26 | 381 | 267 | 100 | 0 | 14 |
| Leg. Dist. 27 | 1,070 | 820 | 201 | 0 | 49 |
| Leg. Dist. 28 | 517 | 360 | 112 | 0 | 45 |
| Leg. Dist. 29 | 1,035 | 689 | 189 | 3 | 154 |
| CITY | 7,843 | 5,243 | 2,125 | 14 | 461 |
| Brighton | 1,561 | 932 | 589 | 2 | 38 |
| Chili | 408 | 283 | 121 | 0 | 4 |
| Clarkson | 79 | 54 | 21 | 0 | 4 |
| East Rochester | 71 | 44 | 24 | 0 | 3 |
| Gates | 399 | 307 | 76 | 2 | 14 |
| Greece | 1,064 | 794 | 240 | 3 | 27 |
| Hamlin | 61 | 38 | 22 | 0 | 1 |
| Henrietta | 630 | 419 | 195 | 2 | 14 |
| Irondequoit | 999 | 665 | 305 | 3 | 26 |
| Mendon | 168 | 94 | 69 | 0 | 5 |
| Ogden | 218 | 147 | 66 | 0 | 5 |
| Parma | 143 | 101 | 38 | 1 | 3 |
| Penfield | 746 | 479 | 244 | 3 | 20 |
| Perinton | 944 | 565 | 357 | 3 | 19 |
| Pittsford | 768 | 460 | 289 | 2 | 17 |
| Riga | 59 | 45 | 13 | 0 | 1 |
| Rush | 76 | 43 | 33 | 0 | 0 |
| Sweden | 185 | 121 | 60 | 1 | 3 |
| Webster | 687 | 422 | 246 | 4 | 15 |
| Wheatland | 84 | 60 | 22 | 0 | 2 |
| TOWNS | 9,350 | 6,073 | 3,030 | 26 | 221 |
| GRAND TOTAL: | 17,193 | 11,316 | 5,155 | 40 | 682 |

LIEUTENANT GOVERNOR
DEMOCRATIC PRIMARY
DETAIL

| LEGISLATIVE DISTRICT OR TOWN | ELECTION DISTRICT | TOTAL VOTES | KATHY C. HOCHUL 4A | TIMOTHY WU 5A | SCATTER | BLANK AND VOID |
|------------------------------------|----------------------|----------------|-----------------------------|---------------------|---------|----------------------|
| Leg. Dist. 07 | 1 | 35 | 24 | 10 | 0 | 1 |
| | 2 | 39 | 30 | 8 | 0 | 1 |
| Leg. Dist. 07 | | 74 | 54 | 18 | 0 | 2 |
| Leg. Dist. 16 | 1 | 0 | 0 | 0 | 0 | 0 |
| Leg. Dist. 16 | | 0 | 0 | 0 | 0 | 0 |
| Leg. Dist. 21 | 1/24 | 78 | 49 | 26 | 1 | 2 |
| | 2/20 | 32 | 21 | 10 | 0 | 1 |
| | 3 | 10 | 8 | 0 | 0 | 2 |
| | 4 | 27 | 20 | 5 | 0 | 2 |
| | 5 | 18 | 5 | 13 | 0 | 0 |
| | 6 | 46 | 31 | 13 | 1 | 1 |
| | 7 | 65 | 46 | 16 | 0 | 3 |
| | 8 | 10 | 5 | 5 | 0 | 0 |
| | 9 | 30 | 11 | 18 | 0 | 1 |
| | 10/23-13 | 126 | 83 | 39 | 0 | 4 |
| | 11 | 24 | 20 | 2 | 0 | 2 |
| | 12 | 55 | 37 | 16 | 0 | 2 |
| | 13/23-15/23-23/23-29 | 77 | 44 | 31 | 0 | 2 |
| | 14 | 10 | 10 | 0 | 0 | 0 |
| | 15 | 48 | 33 | 12 | 0 | 3 |
| | 16 | 18 | 14 | 4 | 0 | 0 |
| | 17 | 40 | 18 | 21 | 0 | 1 |
| | 18/26 | 58 | 46 | 12 | 0 | 0 |
| | 19 | 19 | 15 | 3 | 0 | 1 |
| | 21 | 23 | 18 | 4 | 0 | 1 |
| | 22 | 31 | 22 | 7 | 0 | 2 |
| | 23 | 38 | 27 | 11 | 0 | 0 |
| | 25 | 54 | 39 | 8 | 0 | 7 |
| | 27 | 25 | 20 | 3 | 0 | 2 |
| Leg. Dist. 21 | | 962 | 642 | 279 | 2 | 39 |
| Leg. Dist. 22 | 1/17 | 46 | 41 | 3 | 1 | 1 |
| | 2/13 | 24 | 20 | 1 | 0 | 3 |
| | 3 | 28 | 20 | 7 | 0 | 1 |
| | 4/16/19 | 27 | 22 | 0 | 1 | 4 |
| | 5 | 17 | 14 | 3 | 0 | 0 |
| | 6 | 30 | 26 | 3 | 0 | 1 |
| | 7 | 17 | 14 | 3 | 0 | 0 |
| | 8/22 | 49 | 39 | 6 | 0 | 4 |
| | 9/10 | 48 | 42 | 6 | 0 | 0 |
| | 11/21 | 69 | 45 | 16 | 0 | 8 |
| | 12/23 | 38 | 32 | 4 | 0 | 2 |
| | 14/15 | 87 | 71 | 15 | 0 | 1 |

LIEUTENANT GOVERNOR
DEMOCRATIC PRIMARY
DETAIL

| LEGISLATIVE DISTRICT OR TOWN | ELECTION DISTRICT | TOTAL VOTES | KATHY C. HOCHUL 4A | TIMOTHY WU 5A | SCATTER | BLANK AND VOID |
|------------------------------------|-----------------------|----------------|-----------------------------|---------------------|---------|----------------------|
| Leg. Dist. 22 | 18 | 27 | 20 | 6 | 0 | 1 |
| | 20/24 | 38 | 28 | 5 | 0 | 5 |
| | 25 | 69 | 50 | 13 | 1 | 5 |
| | 26/25-19 | 30 | 22 | 8 | 0 | 0 |
| | 27 | 35 | 25 | 6 | 0 | 4 |
| Leg. Dist. 22 | | 679 | 531 | 105 | 3 | 40 |
| Leg. Dist. 23 | 1/6/9/10/20 | 229 | 123 | 98 | 1 | 7 |
| | 2/3/11/28/24-20/25-28 | 174 | 88 | 82 | 2 | 2 |
| | 4/12/22 | 206 | 120 | 82 | 0 | 4 |
| | 5/7 | 54 | 32 | 20 | 0 | 2 |
| | 8/14 | 71 | 33 | 38 | 0 | 0 |
| | 16/18/19/27 | 160 | 103 | 53 | 0 | 4 |
| | 17 | 65 | 48 | 13 | 0 | 4 |
| | 21 | 51 | 27 | 22 | 0 | 2 |
| | 24 | 28 | 18 | 8 | 0 | 2 |
| | 25/26 | 186 | 122 | 61 | 1 | 2 |
| Leg. Dist. 23 | | 1,224 | 714 | 477 | 4 | 29 |
| Leg. Dist. 24 | 1/13 | 172 | 71 | 94 | 0 | 7 |
| | 2/3/22/23 | 141 | 59 | 76 | 0 | 6 |
| | 4/10 | 122 | 55 | 63 | 0 | 4 |
| | 5/24 | 62 | 40 | 21 | 0 | 1 |
| | 6 | 22 | 11 | 11 | 0 | 0 |
| | 7 | 34 | 20 | 12 | 0 | 2 |
| | 8/9 | 68 | 45 | 23 | 0 | 0 |
| | 11/12 | 24 | 19 | 5 | 0 | 0 |
| | 14/15/21 | 95 | 41 | 50 | 0 | 4 |
| | 16/18 | 67 | 38 | 27 | 0 | 2 |
| | 17 | 15 | 11 | 3 | 0 | 1 |
| | 19/25-23 | 6 | 3 | 3 | 0 | 0 |
| Leg. Dist. 24 | | 828 | 413 | 388 | 0 | 27 |
| Leg. Dist. 25 | 1/22 | 102 | 65 | 33 | 1 | 3 |
| | 2 | 56 | 44 | 8 | 0 | 4 |
| | 3 | 101 | 81 | 18 | 1 | 1 |
| | 4/6/14/24 | 69 | 44 | 21 | 0 | 4 |
| | 5/10 | 106 | 82 | 20 | 0 | 4 |
| | 7/13 | 96 | 77 | 14 | 0 | 5 |
| | 8/27-9 | 131 | 92 | 32 | 0 | 7 |
| | 9/11 | 56 | 42 | 10 | 0 | 4 |
| | 12 | 54 | 19 | 32 | 0 | 3 |
| | 15/18 | 67 | 53 | 7 | 0 | 7 |
| | 16/27-22 | 44 | 33 | 9 | 0 | 2 |
| | 17 | 37 | 28 | 5 | 0 | 4 |

LIEUTENANT GOVERNOR
DEMOCRATIC PRIMARY
DETAIL

| LEGISLATIVE DISTRICT OR TOWN | ELECTION DISTRICT | TOTAL VOTES | KATHY C. HOCHUL | TIMOTHY WU | SCATTER | BLANK AND VOID |
|------------------------------------|----------------------|----------------|-----------------------|---------------|---------|----------------------|
| | | | 4A | 5A | | |
| Leg. Dist. 25 | | | | | | |
| | 20/25 | 78 | 54 | 16 | 0 | 8 |
| | 21 | 11 | 7 | 2 | 0 | 2 |
| | 26/27 | 31 | 20 | 7 | 0 | 4 |
| | 29/30 | 34 | 12 | 22 | 0 | 0 |
| Leg. Dist. 25 | | 1,073 | 753 | 256 | 2 | 62 |
| Leg. Dist. 26 | | | | | | |
| | 1/13/14 | 86 | 51 | 33 | 0 | 2 |
| | 2/12 | 26 | 20 | 6 | 0 | 0 |
| | 3/4/5/11 | 67 | 53 | 14 | 0 | 0 |
| | 6 | 29 | 20 | 7 | 0 | 2 |
| | 7 | 29 | 21 | 3 | 0 | 5 |
| | 8 | 18 | 17 | 1 | 0 | 0 |
| | 9 | 33 | 22 | 8 | 0 | 3 |
| | 10/15 | 37 | 26 | 10 | 0 | 1 |
| | 16 | 19 | 12 | 7 | 0 | 0 |
| | 17 | 37 | 25 | 11 | 0 | 1 |
| Leg. Dist. 26 | | 381 | 267 | 100 | 0 | 14 |
| Leg. Dist. 27 | | | | | | |
| | 1/2 | 94 | 83 | 10 | 0 | 1 |
| | 3/7 | 94 | 55 | 31 | 0 | 8 |
| | 4/5 | 139 | 94 | 38 | 0 | 7 |
| | 6/17 | 97 | 83 | 12 | 0 | 2 |
| | 8 | 102 | 84 | 14 | 0 | 4 |
| | 10/11 | 96 | 66 | 24 | 0 | 6 |
| | 12/16 | 77 | 58 | 13 | 0 | 6 |
| | 13/21 | 84 | 68 | 16 | 0 | 0 |
| | 14 | 39 | 30 | 4 | 0 | 5 |
| | 15 | 60 | 45 | 12 | 0 | 3 |
| | 18 | 30 | 26 | 4 | 0 | 0 |
| | 19/23 | 109 | 91 | 15 | 0 | 3 |
| | 20 | 26 | 22 | 3 | 0 | 1 |
| | 25/26 | 23 | 15 | 5 | 0 | 3 |
| Leg. Dist. 27 | | 1,070 | 820 | 201 | 0 | 49 |
| Leg. Dist. 28 | | | | | | |
| | 1 | 19 | 15 | 3 | 0 | 1 |
| | 2 | 11 | 6 | 3 | 0 | 2 |
| | 3 | 15 | 9 | 5 | 0 | 1 |
| | 4 | 16 | 14 | 0 | 0 | 2 |
| | 5 | 30 | 19 | 8 | 0 | 3 |
| | 6 | 56 | 35 | 19 | 0 | 2 |
| | 7 | 31 | 25 | 4 | 0 | 2 |
| | 8/19 | 48 | 37 | 6 | 0 | 5 |
| | 9 | 36 | 25 | 10 | 0 | 1 |
| | 10 | 8 | 8 | 0 | 0 | 0 |
| | 11 | 38 | 25 | 7 | 0 | 6 |

LIEUTENANT GOVERNOR
 DEMOCRATIC PRIMARY
 DETAIL

| LEGISLATIVE DISTRICT OR TOWN | ELECTION DISTRICT | TOTAL VOTES | KATHY C. HOCHUL 4A | TIMOTHY WU 5A | SCATTER | BLANK AND VOID |
|------------------------------------|----------------------|----------------|-----------------------------|---------------------|---------|----------------------|
| Leg. Dist. 28 | 12 | 16 | 9 | 4 | 0 | 3 |
| | 13 | 21 | 16 | 4 | 0 | 1 |
| | 14 | 13 | 8 | 1 | 0 | 4 |
| | 15 | 14 | 8 | 4 | 0 | 2 |
| | 16 | 27 | 17 | 6 | 0 | 4 |
| | 17 | 1 | 0 | 1 | 0 | 0 |
| | 18 | 26 | 17 | 8 | 0 | 1 |
| | 20 | 30 | 20 | 9 | 0 | 1 |
| | 21 | 46 | 37 | 8 | 0 | 1 |
| | 22 | 15 | 10 | 2 | 0 | 3 |
| Leg. Dist. 28 | | 517 | 360 | 112 | 0 | 45 |
| Leg. Dist. 29 | 1 | 0 | 0 | 0 | 0 | 0 |
| | 2 | 21 | 10 | 5 | 0 | 6 |
| | 3 | 3 | 3 | 0 | 0 | 0 |
| | 4 | 32 | 24 | 4 | 0 | 4 |
| | 5 | 34 | 23 | 5 | 0 | 6 |
| | 6 | 33 | 24 | 4 | 0 | 5 |
| | 7 | 27 | 19 | 8 | 0 | 0 |
| | 8 | 8 | 6 | 0 | 1 | 1 |
| | 9 | 61 | 40 | 10 | 0 | 11 |
| | 10 | 64 | 44 | 10 | 1 | 9 |
| | 11 | 37 | 26 | 3 | 0 | 8 |
| | 12 | 60 | 47 | 7 | 0 | 6 |
| | 13 | 50 | 33 | 5 | 0 | 12 |
| | 14 | 27 | 11 | 8 | 0 | 8 |
| | 15 | 44 | 31 | 7 | 1 | 5 |
| | 16 | 18 | 17 | 0 | 0 | 1 |
| | 17 | 25 | 12 | 11 | 0 | 2 |
| | 18 | 44 | 23 | 17 | 0 | 4 |
| | 19 | 24 | 20 | 3 | 0 | 1 |
| | 20 | 61 | 30 | 19 | 0 | 12 |
| | 21 | 40 | 23 | 15 | 0 | 2 |
| | 22 | 73 | 47 | 8 | 0 | 18 |
| | 23 | 94 | 65 | 15 | 0 | 14 |
| | 24 | 47 | 31 | 7 | 0 | 9 |
| | 25 | 87 | 64 | 14 | 0 | 9 |
| | 26 | 19 | 14 | 4 | 0 | 1 |
| | 28 | 2 | 2 | 0 | 0 | 0 |
| Leg. Dist. 29 | | 1,035 | 689 | 189 | 3 | 154 |
| CITY | | 7,843 | 5,243 | 2,125 | 14 | 461 |
| Brighton | 1/13/23/31/32/33 | 230 | 128 | 97 | 0 | 5 |
| | 2/26/44 | 32 | 22 | 10 | 0 | 0 |
| | 3 | 26 | 13 | 12 | 0 | 1 |

LIEUTENANT GOVERNOR
DEMOCRATIC PRIMARY
DETAIL

| LEGISLATIVE DISTRICT OR TOWN | ELECTION DISTRICT | TOTAL VOTES | KATHY C. HOCHUL 4A | TIMOTHY WU 5A | SCATTER | BLANK AND VOID |
|------------------------------------|----------------------|----------------|-----------------------------|---------------------|---------|----------------------|
| Brighton | | | | | | |
| | 4/5/9/25/27 | 207 | 116 | 87 | 0 | 4 |
| | 6 | 44 | 20 | 24 | 0 | 0 |
| | 7/11/15/24/34 | 174 | 107 | 62 | 0 | 5 |
| | 8/16/18 | 87 | 56 | 29 | 1 | 1 |
| | 10/21 | 54 | 24 | 27 | 0 | 3 |
| | 12/29/38/39 | 151 | 87 | 62 | 0 | 2 |
| | 14/30 | 124 | 91 | 28 | 1 | 4 |
| | 17 | 25 | 20 | 4 | 0 | 1 |
| | 19/28 | 88 | 48 | 39 | 0 | 1 |
| | 20/35/40/46 | 144 | 87 | 53 | 0 | 4 |
| | 22/37/42 | 88 | 55 | 32 | 0 | 1 |
| | 36/45 | 29 | 15 | 11 | 0 | 3 |
| | 41/43 | 58 | 43 | 12 | 0 | 3 |
| Brighton | | 1,561 | 932 | 589 | 2 | 38 |
| Chili | | | | | | |
| | 1/19/27 | 46 | 37 | 9 | 0 | 0 |
| | 2 | 23 | 13 | 10 | 0 | 0 |
| | 3 | 16 | 7 | 9 | 0 | 0 |
| | 4/18/26/30/32 | 54 | 41 | 12 | 0 | 1 |
| | 5/6/23 | 29 | 17 | 12 | 0 | 0 |
| | 7/15 | 19 | 16 | 3 | 0 | 0 |
| | 8/10 | 25 | 18 | 7 | 0 | 0 |
| | 9/11/12/31 | 40 | 28 | 11 | 0 | 1 |
| | 13/21 | 29 | 19 | 9 | 0 | 1 |
| | 14/24 | 35 | 22 | 13 | 0 | 0 |
| | 16/22/29 | 32 | 20 | 11 | 0 | 1 |
| | 17 | 25 | 19 | 6 | 0 | 0 |
| | 20/25/28 | 35 | 26 | 9 | 0 | 0 |
| Chili | | 408 | 283 | 121 | 0 | 4 |
| Clarkson | | | | | | |
| | 1/3 | 39 | 25 | 13 | 0 | 1 |
| | 2/5 | 18 | 15 | 1 | 0 | 2 |
| | 4 | 14 | 10 | 3 | 0 | 1 |
| | 6 | 8 | 4 | 4 | 0 | 0 |
| Clarkson | | 79 | 54 | 21 | 0 | 4 |
| East Rochester | | | | | | |
| | 1/4/5 | 29 | 19 | 7 | 0 | 3 |
| | 2/3/6/7 | 42 | 25 | 17 | 0 | 0 |
| East Rochester | | 71 | 44 | 24 | 0 | 3 |
| Gates | | | | | | |
| | 1/11/12/32 | 42 | 31 | 10 | 0 | 1 |
| | 2/4/20/25 | 31 | 26 | 4 | 0 | 1 |
| | 3/15/27/30 | 52 | 32 | 14 | 0 | 6 |
| | 5/23 | 31 | 23 | 7 | 0 | 1 |
| | 6/10/22 | 30 | 24 | 6 | 0 | 0 |

LIEUTENANT GOVERNOR
DEMOCRATIC PRIMARY
DETAIL

| <u>LEGISLATIVE DISTRICT OR TOWN</u> | <u>ELECTION DISTRICT</u> | <u>TOTAL VOTES</u> | KATHY C. HOCHUL <u>4A</u> | TIMOTHY WU <u>5A</u> | <u>SCATTER</u> | <u>BLANK AND VOID</u> |
|---|------------------------------|------------------------|------------------------------------|----------------------------|----------------|-------------------------------|
| Gates | 7/18/26/34/35 | 52 | 42 | 10 | 0 | 0 |
| | 8/19/24/28 | 47 | 36 | 9 | 0 | 2 |
| | 9/33 | 41 | 36 | 2 | 1 | 2 |
| | 13/17/29 | 34 | 23 | 10 | 0 | 1 |
| | 14/16/21/31 | 39 | 34 | 4 | 1 | 0 |
| Gates | | <u>399</u> | <u>307</u> | <u>76</u> | <u>2</u> | <u>14</u> |
| Greece | 1/21/30/74/82 | 46 | 31 | 14 | 0 | 1 |
| | 2/34/54 | 26 | 14 | 11 | 0 | 1 |
| | 3/52/73/85 | 32 | 25 | 6 | 0 | 1 |
| | 4/13/40/51/68 | 48 | 39 | 9 | 0 | 0 |
| | 5/8/9/20 | 35 | 25 | 10 | 0 | 0 |
| | 6/7/22/63 | 44 | 30 | 13 | 0 | 1 |
| | 10/11/25 | 26 | 21 | 5 | 0 | 0 |
| | 12/46 | 10 | 7 | 3 | 0 | 0 |
| | 14/83 | 22 | 13 | 9 | 0 | 0 |
| | 15/71 | 17 | 17 | 0 | 0 | 0 |
| | 16/38/76 | 34 | 18 | 16 | 0 | 0 |
| | 17/39/93 | 37 | 32 | 5 | 0 | 0 |
| | 18/67/69/94 | 40 | 25 | 10 | 0 | 5 |
| | 19/23 | 34 | 28 | 6 | 0 | 0 |
| | 24/27/108/109 | 36 | 33 | 2 | 1 | 0 |
| | 26/41/48/78 | 44 | 35 | 9 | 0 | 0 |
| | 28/45/91 | 27 | 19 | 6 | 0 | 2 |
| | 29/66 | 15 | 14 | 0 | 0 | 1 |
| | 31/47/50/56 | 44 | 34 | 9 | 0 | 1 |
| | 32/59/61 | 26 | 16 | 9 | 0 | 1 |
| | 33/57 | 10 | 4 | 5 | 0 | 1 |
| | 35/84 | 41 | 32 | 7 | 1 | 1 |
| | 36/42/60/75/95 | 36 | 29 | 6 | 0 | 1 |
| | 37/81 | 12 | 7 | 5 | 0 | 0 |
| | 43/70/107 | 16 | 10 | 5 | 0 | 1 |
| | 44/89/99 | 27 | 24 | 3 | 0 | 0 |
| | 49/55 | 18 | 14 | 4 | 0 | 0 |
| | 53/72/88/104/105 | 38 | 29 | 7 | 1 | 1 |
| | 58/90/102/103 | 39 | 28 | 10 | 0 | 1 |
| | 62/96/101 | 20 | 15 | 5 | 0 | 0 |
| | 64/80 | 8 | 6 | 2 | 0 | 0 |
| | 65 | 19 | 14 | 3 | 0 | 2 |
| | 77 | 27 | 19 | 7 | 0 | 1 |
| | 79/98/106 | 25 | 17 | 7 | 0 | 1 |
| | 86 | 15 | 12 | 1 | 0 | 2 |
| | 87 | 11 | 10 | 1 | 0 | 0 |
| | 92/100 | 37 | 31 | 6 | 0 | 0 |

LIEUTENANT GOVERNOR
 DEMOCRATIC PRIMARY
 DETAIL

| LEGISLATIVE DISTRICT OR TOWN | ELECTION DISTRICT | TOTAL VOTES | KATHY C. HOCHUL | TIMOTHY WU | SCATTER | BLANK AND VOID |
|------------------------------------|----------------------|----------------|-----------------------|---------------|---------|----------------------|
| | | | 4A | 5A | | |
| Greece | 97 | 22 | 17 | 4 | 0 | 1 |
| Greece | | 1,064 | 794 | 240 | 3 | 27 |
| Hamlin | 1/6/8 | 15 | 10 | 5 | 0 | 0 |
| | 2/5 | 12 | 4 | 7 | 0 | 1 |
| | 3/7 | 18 | 13 | 5 | 0 | 0 |
| | 4 | 6 | 4 | 2 | 0 | 0 |
| | 9/10 | 10 | 7 | 3 | 0 | 0 |
| Hamlin | | 61 | 38 | 22 | 0 | 1 |
| Henrietta | 1/12/21/28 | 54 | 36 | 16 | 0 | 2 |
| | 2/19/20/35 | 71 | 38 | 32 | 0 | 1 |
| | 3/30 | 43 | 30 | 12 | 0 | 1 |
| | 4/5/32 | 72 | 50 | 17 | 0 | 5 |
| | 6/8/10/18 | 57 | 33 | 23 | 0 | 1 |
| | 7/22 | 53 | 38 | 15 | 0 | 0 |
| | 9/14/24/33 | 62 | 37 | 23 | 1 | 1 |
| | 11/23/34 | 37 | 25 | 10 | 0 | 2 |
| | 13/29 | 33 | 21 | 11 | 1 | 0 |
| | 15/16 | 26 | 20 | 5 | 0 | 1 |
| | 17/25 | 47 | 37 | 10 | 0 | 0 |
| | 26/27/31 | 75 | 54 | 21 | 0 | 0 |
| Henrietta | | 630 | 419 | 195 | 2 | 14 |
| Irondequoit | 1/37 | 27 | 17 | 8 | 1 | 1 |
| | 2/9/40/45/48/53/68 | 93 | 68 | 23 | 1 | 1 |
| | 3 | 21 | 11 | 10 | 0 | 0 |
| | 4/46 | 29 | 20 | 5 | 0 | 4 |
| | 5/12/19 | 46 | 28 | 17 | 0 | 1 |
| | 6/7/16/22 | 93 | 61 | 30 | 0 | 2 |
| | 8/10/20/47/51/62 | 95 | 58 | 36 | 0 | 1 |
| | 11/34/41/52/61 | 82 | 67 | 11 | 0 | 4 |
| | 13/17/21/24 | 75 | 39 | 36 | 0 | 0 |
| | 14/28 | 28 | 21 | 7 | 0 | 0 |
| | 15/30/49 | 41 | 20 | 19 | 0 | 2 |
| | 18/26/54/57/65/67 | 85 | 61 | 21 | 0 | 3 |
| | 23/29/35/43 | 48 | 26 | 22 | 0 | 0 |
| | 25/33/44/59/60 | 69 | 48 | 20 | 0 | 1 |
| | 27/42/63 | 30 | 23 | 7 | 0 | 0 |
| | 31/32/58 | 63 | 42 | 19 | 0 | 2 |
| | 36/50/64/66 | 30 | 24 | 3 | 1 | 2 |
| | 38/55/56 | 39 | 27 | 11 | 0 | 1 |
| | 39 | 5 | 4 | 0 | 0 | 1 |
| Irondequoit | | 999 | 665 | 305 | 3 | 26 |

LIEUTENANT GOVERNOR
DEMOCRATIC PRIMARY
DETAIL

| LEGISLATIVE DISTRICT OR TOWN | ELECTION DISTRICT | TOTAL VOTES | KATHY C. HOCHUL 4A | TIMOTHY WU 5A | SCATTER | BLANK AND VOID |
|------------------------------------|----------------------|----------------|-----------------------------|---------------------|---------|----------------------|
| Mendon | 1/2/4/8 | 67 | 37 | 26 | 0 | 4 |
| | 3/7/9 | 64 | 42 | 21 | 0 | 1 |
| | 5/6 | 37 | 15 | 22 | 0 | 0 |
| Mendon | | 168 | 94 | 69 | 0 | 5 |
| Ogden | 1/9/19 | 42 | 34 | 8 | 0 | 0 |
| | 2/13 | 24 | 16 | 8 | 0 | 0 |
| | 3 | 20 | 10 | 10 | 0 | 0 |
| | 4/18 | 14 | 8 | 6 | 0 | 0 |
| | 5 | 9 | 4 | 5 | 0 | 0 |
| | 6/10 | 23 | 14 | 9 | 0 | 0 |
| | 7/16/20 | 20 | 15 | 4 | 0 | 1 |
| | 8 | 13 | 9 | 3 | 0 | 1 |
| | 11 | 8 | 5 | 3 | 0 | 0 |
| | 12 | 19 | 11 | 6 | 0 | 2 |
| | 14/15/17 | 26 | 21 | 4 | 0 | 1 |
| Ogden | | 218 | 147 | 66 | 0 | 5 |
| Parma | 1/11 | 24 | 20 | 4 | 0 | 0 |
| | 2/8/12 | 36 | 21 | 14 | 0 | 1 |
| | 3/13 | 17 | 15 | 2 | 0 | 0 |
| | 4/5/6/7 | 24 | 14 | 9 | 0 | 1 |
| | 9/10/14/15 | 42 | 31 | 9 | 1 | 1 |
| Parma | | 143 | 101 | 38 | 1 | 3 |
| Penfield | 1/21 | 27 | 12 | 14 | 1 | 0 |
| | 2 | 16 | 12 | 3 | 0 | 1 |
| | 3/39 | 23 | 16 | 5 | 0 | 2 |
| | 4/14 | 33 | 20 | 12 | 0 | 1 |
| | 5/9/17/22 | 125 | 68 | 52 | 0 | 5 |
| | 6/34/38 | 35 | 23 | 10 | 0 | 2 |
| | 7/15 | 39 | 23 | 15 | 0 | 1 |
| | 8 | 18 | 17 | 1 | 0 | 0 |
| | 10 | 14 | 13 | 1 | 0 | 0 |
| | 11/16 | 17 | 10 | 6 | 0 | 1 |
| | 12/24 | 54 | 38 | 16 | 0 | 0 |
| | 13 | 21 | 15 | 2 | 0 | 4 |
| | 18/23/36 | 65 | 38 | 27 | 0 | 0 |
| | 19/30 | 45 | 28 | 15 | 1 | 1 |
| | 20/37/42 | 41 | 33 | 8 | 0 | 0 |
| | 25/33 | 32 | 20 | 10 | 0 | 2 |
| | 26/40 | 28 | 19 | 9 | 0 | 0 |
| | 27/28 | 35 | 24 | 11 | 0 | 0 |
| | 29/35 | 43 | 26 | 16 | 1 | 0 |
| | 31/32 | 19 | 12 | 7 | 0 | 0 |

LIEUTENANT GOVERNOR
DEMOCRATIC PRIMARY
DETAIL

| LEGISLATIVE DISTRICT OR TOWN | ELECTION DISTRICT | TOTAL VOTES | KATHY C. HOCHUL 4A | TIMOTHY WU 5A | SCATTER | BLANK AND VOID |
|------------------------------------|----------------------|----------------|-----------------------------|---------------------|----------|----------------------|
| Penfield | 41 | <u>16</u> | <u>12</u> | <u>4</u> | <u>0</u> | <u>0</u> |
| Penfield | | 746 | 479 | 244 | 3 | 20 |
| Perinton | 1/39/45 | 38 | 21 | 17 | 0 | 0 |
| | 2 | 39 | 15 | 23 | 0 | 1 |
| | 3/32/35/52 | 50 | 35 | 13 | 1 | 1 |
| | 4/38/54 | 53 | 35 | 16 | 0 | 2 |
| | 5/7/14/20 | 72 | 42 | 28 | 0 | 2 |
| | 6/25 | 31 | 15 | 15 | 0 | 1 |
| | 8/27/33/53 | 67 | 37 | 29 | 0 | 1 |
| | 9/43 | 47 | 30 | 14 | 0 | 3 |
| | 10/11/46 | 41 | 25 | 16 | 0 | 0 |
| | 12/16/18 | 59 | 35 | 24 | 0 | 0 |
| | 13/55 | 39 | 26 | 13 | 0 | 0 |
| | 15/40/48 | 35 | 24 | 11 | 0 | 0 |
| | 17/44 | 57 | 31 | 26 | 0 | 0 |
| | 19/23 | 34 | 18 | 14 | 1 | 1 |
| | 21 | 29 | 18 | 10 | 0 | 1 |
| | 22/29/41 | 40 | 24 | 16 | 0 | 0 |
| | 24/34 | 48 | 34 | 10 | 0 | 4 |
| | 26/31 | 33 | 23 | 9 | 1 | 0 |
| | 28/49/51 | 46 | 28 | 18 | 0 | 0 |
| | 30/36/37/42 | 53 | 30 | 22 | 0 | 1 |
| | 47/56 | 25 | 14 | 10 | 0 | 1 |
| | 50 | <u>8</u> | <u>5</u> | <u>3</u> | <u>0</u> | <u>0</u> |
| Perinton | | 944 | 565 | 357 | 3 | 19 |
| Pittsford | 1/2 | 50 | 29 | 19 | 0 | 2 |
| | 3 | 49 | 31 | 17 | 0 | 1 |
| | 4/12/21 | 65 | 29 | 34 | 0 | 2 |
| | 5/20/24 | 90 | 60 | 29 | 0 | 1 |
| | 6/9/14 | 84 | 52 | 28 | 0 | 4 |
| | 7/16/17/26/27 | 91 | 42 | 47 | 0 | 2 |
| | 8 | 26 | 17 | 9 | 0 | 0 |
| | 10/31/34 | 52 | 36 | 14 | 1 | 1 |
| | 11/15/23 | 48 | 24 | 23 | 0 | 1 |
| | 13/30/32 | 62 | 38 | 23 | 1 | 0 |
| | 18/25/28 | 68 | 46 | 19 | 0 | 3 |
| | 19/29 | 31 | 22 | 9 | 0 | 0 |
| | 22/33 | <u>52</u> | <u>34</u> | <u>18</u> | <u>0</u> | <u>0</u> |
| Pittsford | | 768 | 460 | 289 | 2 | 17 |
| Riga | 1/2/3/6 | 33 | 27 | 6 | 0 | 0 |
| | 4/5 | <u>26</u> | <u>18</u> | <u>7</u> | <u>0</u> | <u>1</u> |
| Riga | | 59 | 45 | 13 | 0 | 1 |

LIEUTENANT GOVERNOR
DEMOCRATIC PRIMARY
DETAIL

| LEGISLATIVE DISTRICT OR TOWN | ELECTION DISTRICT | TOTAL VOTES | KATHY C. HOCHUL | TIMOTHY WU | SCATTER | BLANK AND VOID |
|------------------------------------|----------------------|----------------|-----------------------|---------------|---------|----------------------|
| | | | 4A | 5A | | |
| Rush | | | | | | |
| | 1/2/3/4 | 76 | 43 | 33 | 0 | 0 |
| Rush | | 76 | 43 | 33 | 0 | 0 |
| Sweden | | | | | | |
| | 1/5/6 | 49 | 32 | 14 | 0 | 3 |
| | 2/3/4/9/11 | 72 | 44 | 27 | 1 | 0 |
| | 7/8/10/12 | 64 | 45 | 19 | 0 | 0 |
| Sweden | | 185 | 121 | 60 | 1 | 3 |
| Webster | | | | | | |
| | 1/2 | 35 | 23 | 11 | 1 | 0 |
| | 3/36 | 33 | 21 | 9 | 0 | 3 |
| | 4/14 | 26 | 13 | 13 | 0 | 0 |
| | 5 | 17 | 12 | 5 | 0 | 0 |
| | 6/11/43 | 25 | 14 | 10 | 1 | 0 |
| | 7/12 | 45 | 29 | 14 | 1 | 1 |
| | 8/13/18 | 49 | 38 | 11 | 0 | 0 |
| | 9/34 | 16 | 9 | 6 | 0 | 1 |
| | 10/17 | 30 | 17 | 11 | 0 | 2 |
| | 15/39 | 35 | 18 | 15 | 1 | 1 |
| | 16/26 | 21 | 16 | 5 | 0 | 0 |
| | 19/29/32 | 55 | 34 | 20 | 0 | 1 |
| | 20/42 | 37 | 23 | 13 | 0 | 1 |
| | 21/35 | 31 | 14 | 14 | 0 | 3 |
| | 22/37 | 40 | 22 | 18 | 0 | 0 |
| | 23/33 | 28 | 15 | 13 | 0 | 0 |
| | 24 | 29 | 18 | 11 | 0 | 0 |
| | 25/38 | 26 | 17 | 9 | 0 | 0 |
| | 27/40 | 31 | 19 | 12 | 0 | 0 |
| | 28/41 | 27 | 11 | 16 | 0 | 0 |
| | 30 | 19 | 12 | 5 | 0 | 2 |
| | 31 | 32 | 27 | 5 | 0 | 0 |
| Webster | | 687 | 422 | 246 | 4 | 15 |
| Wheatland | | | | | | |
| | 1/3 | 51 | 34 | 17 | 0 | 0 |
| | 2 | 22 | 19 | 2 | 0 | 1 |
| | 4/5 | 11 | 7 | 3 | 0 | 1 |
| Wheatland | | 84 | 60 | 22 | 0 | 2 |
| TOWNS | | 9,350 | 6,073 | 3,030 | 26 | 221 |
| GRAND TOTAL: | | 17,193 | 11,316 | 5,155 | 40 | 682 |

COUNTY LEGISLATOR
29TH DISTRICT - 1 YEAR TERM
DEMOCRATIC PRIMARY

| LEGISLATIVE DISTRICT OR TOWN | ELECTION DISTRICT | TOTAL VOTES | ERNEST S. FLAGLER 6A | LESLIE M. RIVERA 7A | SCATTER | BLANK AND VOID |
|------------------------------------|----------------------|----------------|-----------------------------------|----------------------------------|---------|----------------------|
| Leg. Dist. 29 | | | | | | |
| | 1 | 0 | 0 | 0 | 0 | 0 |
| | 2 | 21 | 10 | 7 | 0 | 4 |
| | 3 | 3 | 1 | 2 | 0 | 0 |
| | 4 | 32 | 22 | 8 | 0 | 2 |
| | 5 | 34 | 19 | 14 | 0 | 1 |
| | 6 | 33 | 20 | 8 | 0 | 5 |
| | 7 | 27 | 13 | 14 | 0 | 0 |
| | 8 | 8 | 5 | 1 | 0 | 2 |
| | 9 | 61 | 27 | 26 | 0 | 8 |
| | 10 | 64 | 37 | 19 | 0 | 8 |
| | 11 | 37 | 15 | 19 | 0 | 3 |
| | 12 | 60 | 45 | 13 | 0 | 2 |
| | 13 | 50 | 33 | 12 | 1 | 4 |
| | 14 | 27 | 20 | 7 | 0 | 0 |
| | 15 | 44 | 24 | 17 | 0 | 3 |
| | 16 | 18 | 11 | 6 | 0 | 1 |
| | 17 | 25 | 6 | 13 | 0 | 6 |
| | 18 | 44 | 19 | 19 | 0 | 6 |
| | 19 | 24 | 15 | 8 | 0 | 1 |
| | 20 | 61 | 37 | 21 | 0 | 3 |
| | 21 | 40 | 20 | 17 | 0 | 3 |
| | 22 | 73 | 40 | 26 | 0 | 7 |
| | 23 | 94 | 61 | 29 | 0 | 4 |
| | 24 | 47 | 38 | 7 | 0 | 2 |
| | 25 | 87 | 49 | 34 | 0 | 4 |
| | 26 | 19 | 12 | 7 | 0 | 0 |
| | 28 | 2 | 2 | 0 | 0 | 0 |
| GRAND TOTAL: | | 1,035 | 601 | 354 | 1 | 79 |

CITY COURT JUDGE
CITY OF ROCHESTER
DEMOCRATIC PRIMARY
SUMMARY

| LEGISLATIVE DISTRICT OR TOWN | TOTAL VOTES | WILLIAM T. GARGAN | MICHAEL C. LOPEZ | LETICIA D. ASTACIO | SCATTER | BLANK AND VOID |
|------------------------------------|----------------|-------------------------|------------------------|--------------------------|-----------|----------------------|
| | | 8A | 9A | 10A | | |
| Leg. Dist. 07 | 74 | 16 | 28 | 27 | 0 | 3 |
| Leg. Dist. 16 | 0 | 0 | 0 | 0 | 0 | 0 |
| Leg. Dist. 21 | 962 | 234 | 308 | 369 | 1 | 50 |
| Leg. Dist. 22 | 679 | 130 | 164 | 353 | 3 | 29 |
| Leg. Dist. 23 | 1,224 | 364 | 336 | 466 | 4 | 54 |
| Leg. Dist. 24 | 828 | 234 | 245 | 298 | 3 | 48 |
| Leg. Dist. 25 | 1,073 | 183 | 386 | 439 | 1 | 64 |
| Leg. Dist. 26 | 381 | 107 | 63 | 196 | 1 | 14 |
| Leg. Dist. 27 | 1,070 | 180 | 330 | 518 | 0 | 42 |
| Leg. Dist. 28 | 517 | 77 | 182 | 235 | 1 | 22 |
| Leg. Dist. 29 | 1,035 | 319 | 299 | 376 | 1 | 40 |
| GRAND TOTAL: | <u>7,843</u> | <u>1,844</u> | <u>2,341</u> | <u>3,277</u> | <u>15</u> | <u>366</u> |

CITY COURT JUDGE
CITY OF ROCHESTER
DEMOCRATIC PRIMARY
DETAIL

| LEGISLATIVE DISTRICT OR TOWN | ELECTION DISTRICT | TOTAL VOTES | WILLIAM T. GARGAN | MICHAEL C. LOPEZ | LETICIA D. ASTACIO | SCATTER | BLANK AND VOID |
|------------------------------------|----------------------|----------------|-------------------------|------------------------|--------------------------|---------|----------------------|
| | | | 8A | 9A | 10A | | |
| Leg. Dist. 07 | | | | | | | |
| | 1 | 35 | 12 | 8 | 13 | 0 | 2 |
| | 2 | 39 | 4 | 20 | 14 | 0 | 1 |
| Leg. Dist. 07 | | 74 | 16 | 28 | 27 | 0 | 3 |
| Leg. Dist. 16 | | | | | | | |
| | 1 | 0 | 0 | 0 | 0 | 0 | 0 |
| Leg. Dist. 16 | | 0 | 0 | 0 | 0 | 0 | 0 |
| Leg. Dist. 21 | | | | | | | |
| | 1/24 | 78 | 28 | 28 | 16 | 1 | 5 |
| | 2/20 | 32 | 11 | 11 | 9 | 0 | 1 |
| | 3 | 10 | 1 | 5 | 4 | 0 | 0 |
| | 4 | 27 | 5 | 7 | 14 | 0 | 1 |
| | 5 | 18 | 5 | 6 | 7 | 0 | 0 |
| | 6 | 46 | 14 | 15 | 14 | 0 | 3 |
| | 7 | 65 | 8 | 14 | 39 | 0 | 4 |
| | 8 | 10 | 0 | 2 | 7 | 0 | 1 |
| | 9 | 30 | 6 | 11 | 10 | 0 | 3 |
| | 10/23-13 | 126 | 54 | 30 | 30 | 0 | 12 |
| | 11 | 24 | 7 | 7 | 7 | 0 | 3 |
| | 12 | 55 | 8 | 13 | 33 | 0 | 1 |
| | 13/23-15/23-23/23-29 | 77 | 16 | 27 | 32 | 0 | 2 |
| | 14 | 10 | 3 | 2 | 5 | 0 | 0 |
| | 15 | 48 | 10 | 19 | 18 | 0 | 1 |
| | 16 | 18 | 1 | 11 | 5 | 0 | 1 |
| | 17 | 40 | 8 | 12 | 15 | 0 | 5 |
| | 18/26 | 58 | 10 | 22 | 24 | 0 | 2 |
| | 19 | 19 | 4 | 13 | 2 | 0 | 0 |
| | 21 | 23 | 3 | 5 | 14 | 0 | 1 |
| | 22 | 31 | 2 | 9 | 19 | 0 | 1 |
| | 23 | 38 | 13 | 13 | 11 | 0 | 1 |
| | 25 | 54 | 13 | 17 | 22 | 0 | 2 |
| | 27 | 25 | 4 | 9 | 12 | 0 | 0 |
| Leg. Dist. 21 | | 962 | 234 | 308 | 369 | 1 | 50 |
| Leg. Dist. 22 | | | | | | | |
| | 1/17 | 46 | 5 | 13 | 24 | 1 | 3 |
| | 2/13 | 24 | 7 | 5 | 12 | 0 | 0 |
| | 3 | 28 | 2 | 10 | 13 | 0 | 3 |
| | 4/16/19 | 27 | 7 | 5 | 12 | 1 | 2 |
| | 5 | 17 | 5 | 3 | 9 | 0 | 0 |
| | 6 | 30 | 11 | 9 | 8 | 0 | 2 |
| | 7 | 17 | 6 | 6 | 4 | 0 | 1 |
| | 8/22 | 49 | 11 | 11 | 27 | 0 | 0 |
| | 9/10 | 48 | 7 | 14 | 25 | 0 | 2 |
| | 11/21 | 69 | 10 | 12 | 46 | 0 | 1 |

CITY COURT JUDGE
CITY OF ROCHESTER
DEMOCRATIC PRIMARY
DETAIL

| LEGISLATIVE DISTRICT OR TOWN | ELECTION DISTRICT | TOTAL VOTES | WILLIAM T. GARGAN | MICHAEL C. LOPEZ | LETICIA D. ASTACIO | SCATTER | BLANK AND VOID |
|------------------------------------|-----------------------|----------------|-------------------------|------------------------|--------------------------|---------|----------------------|
| | | | 8A | 9A | 10A | | |
| Leg. Dist. 22 | 12/23 | 38 | 3 | 5 | 29 | 0 | 1 |
| | 14/15 | 87 | 12 | 17 | 56 | 0 | 2 |
| | 18 | 27 | 3 | 12 | 11 | 0 | 1 |
| | 20/24 | 38 | 8 | 7 | 23 | 0 | 0 |
| | 25 | 69 | 19 | 22 | 21 | 1 | 6 |
| | 26/25-19 | 30 | 8 | 6 | 14 | 0 | 2 |
| | 27 | 35 | 6 | 7 | 19 | 0 | 3 |
| Leg. Dist. 22 | | 679 | 130 | 164 | 353 | 3 | 29 |
| Leg. Dist. 23 | 1/6/9/10/20 | 229 | 82 | 41 | 97 | 1 | 8 |
| | 2/3/11/28/24-20/25-28 | 174 | 37 | 64 | 61 | 0 | 12 |
| | 4/12/22 | 206 | 73 | 48 | 80 | 0 | 5 |
| | 5/7 | 54 | 16 | 9 | 25 | 1 | 3 |
| | 8/14 | 71 | 18 | 20 | 27 | 1 | 5 |
| | 16/18/19/27 | 160 | 40 | 56 | 57 | 1 | 6 |
| | 17 | 65 | 12 | 24 | 26 | 0 | 3 |
| | 21 | 51 | 11 | 12 | 24 | 0 | 4 |
| | 24 | 28 | 5 | 12 | 9 | 0 | 2 |
| | 25/26 | 186 | 70 | 50 | 60 | 0 | 6 |
| Leg. Dist. 23 | | 1,224 | 364 | 336 | 466 | 4 | 54 |
| Leg. Dist. 24 | 1/13 | 172 | 59 | 42 | 61 | 1 | 9 |
| | 2/3/22/23 | 141 | 42 | 49 | 43 | 0 | 7 |
| | 4/10 | 122 | 37 | 28 | 51 | 1 | 5 |
| | 5/24 | 62 | 20 | 20 | 15 | 0 | 7 |
| | 6 | 22 | 8 | 5 | 7 | 0 | 2 |
| | 7 | 34 | 4 | 10 | 15 | 0 | 5 |
| | 8/9 | 68 | 14 | 24 | 26 | 0 | 4 |
| | 11/12 | 24 | 8 | 7 | 9 | 0 | 0 |
| | 14/15/21 | 95 | 19 | 39 | 34 | 1 | 2 |
| | 16/18 | 67 | 19 | 13 | 31 | 0 | 4 |
| | 17 | 15 | 4 | 6 | 3 | 0 | 2 |
| | 19/25-23 | 6 | 0 | 2 | 3 | 0 | 1 |
| Leg. Dist. 24 | | 828 | 234 | 245 | 298 | 3 | 48 |
| Leg. Dist. 25 | 1/22 | 102 | 22 | 37 | 37 | 0 | 6 |
| | 2 | 56 | 7 | 23 | 21 | 0 | 5 |
| | 3 | 101 | 18 | 44 | 33 | 0 | 6 |
| | 4/6/14/24 | 69 | 16 | 30 | 18 | 1 | 4 |
| | 5/10 | 106 | 8 | 44 | 51 | 0 | 3 |
| | 7/13 | 96 | 14 | 32 | 48 | 0 | 2 |
| | 8/27-9 | 131 | 20 | 51 | 56 | 0 | 4 |
| | 9/11 | 56 | 7 | 16 | 28 | 0 | 5 |

CITY COURT JUDGE
CITY OF ROCHESTER
DEMOCRATIC PRIMARY
DETAIL

| LEGISLATIVE DISTRICT OR TOWN | ELECTION DISTRICT | TOTAL VOTES | WILLIAM T. GARGAN | MICHAEL C. LOPEZ | LETICIA D. ASTACIO | SCATTER | BLANK AND VOID |
|------------------------------------|----------------------|----------------|-------------------------|------------------------|--------------------------|---------|----------------------|
| | | | 8A | 9A | 10A | | |
| Leg. Dist. 25 | | | | | | | |
| | 12 | 54 | 16 | 13 | 22 | 0 | 3 |
| | 15/18 | 67 | 9 | 17 | 37 | 0 | 4 |
| | 16/27-22 | 44 | 8 | 11 | 25 | 0 | 0 |
| | 17 | 37 | 6 | 9 | 17 | 0 | 5 |
| | 20/25 | 78 | 14 | 35 | 22 | 0 | 7 |
| | 21 | 11 | 0 | 5 | 5 | 0 | 1 |
| | 26/27 | 31 | 6 | 9 | 9 | 0 | 7 |
| | 29/30 | 34 | 12 | 10 | 10 | 0 | 2 |
| Leg. Dist. 25 | | 1,073 | 183 | 386 | 439 | 1 | 64 |
| Leg. Dist. 26 | | | | | | | |
| | 1/13/14 | 86 | 26 | 5 | 47 | 1 | 7 |
| | 2/12 | 26 | 6 | 9 | 10 | 0 | 1 |
| | 3/4/5/11 | 67 | 16 | 15 | 35 | 0 | 1 |
| | 6 | 29 | 4 | 1 | 23 | 0 | 1 |
| | 7 | 29 | 4 | 3 | 21 | 0 | 1 |
| | 8 | 18 | 4 | 0 | 13 | 0 | 1 |
| | 9 | 33 | 10 | 4 | 19 | 0 | 0 |
| | 10/15 | 37 | 12 | 6 | 19 | 0 | 0 |
| | 16 | 19 | 9 | 5 | 4 | 0 | 1 |
| | 17 | 37 | 16 | 15 | 5 | 0 | 1 |
| Leg. Dist. 26 | | 381 | 107 | 63 | 196 | 1 | 14 |
| Leg. Dist. 27 | | | | | | | |
| | 1/2 | 94 | 11 | 28 | 51 | 0 | 4 |
| | 3/7 | 94 | 16 | 27 | 45 | 0 | 6 |
| | 4/5 | 139 | 21 | 51 | 60 | 0 | 7 |
| | 6/17 | 97 | 10 | 21 | 62 | 0 | 4 |
| | 8 | 102 | 28 | 32 | 42 | 0 | 0 |
| | 10/11 | 96 | 11 | 34 | 49 | 0 | 2 |
| | 12/16 | 77 | 12 | 19 | 41 | 0 | 5 |
| | 13/21 | 84 | 13 | 31 | 37 | 0 | 3 |
| | 14 | 39 | 5 | 15 | 16 | 0 | 3 |
| | 15 | 60 | 14 | 25 | 19 | 0 | 2 |
| | 18 | 30 | 5 | 5 | 19 | 0 | 1 |
| | 19/23 | 109 | 22 | 26 | 59 | 0 | 2 |
| | 20 | 26 | 4 | 9 | 11 | 0 | 2 |
| | 25/26 | 23 | 8 | 7 | 7 | 0 | 1 |
| Leg. Dist. 27 | | 1,070 | 180 | 330 | 518 | 0 | 42 |
| Leg. Dist. 28 | | | | | | | |
| | 1 | 19 | 3 | 10 | 6 | 0 | 0 |
| | 2 | 11 | 2 | 3 | 6 | 0 | 0 |
| | 3 | 15 | 4 | 2 | 9 | 0 | 0 |
| | 4 | 16 | 5 | 3 | 7 | 0 | 1 |
| | 5 | 30 | 4 | 8 | 16 | 0 | 2 |

CITY COURT JUDGE
CITY OF ROCHESTER
DEMOCRATIC PRIMARY
DETAIL

| LEGISLATIVE DISTRICT OR TOWN | ELECTION DISTRICT | TOTAL VOTES | WILLIAM T. GARGAN | MICHAEL C. LOPEZ | LETICIA D. ASTACIO | SCATTER | BLANK AND VOID |
|------------------------------------|----------------------|----------------|-------------------------|------------------------|--------------------------|---------|----------------------|
| | | | 8A | 9A | 10A | | |
| Leg. Dist. 28 | 6 | 56 | 17 | 19 | 18 | 0 | 2 |
| | 7 | 31 | 3 | 11 | 16 | 0 | 1 |
| | 8/19 | 48 | 10 | 22 | 14 | 0 | 2 |
| | 9 | 36 | 1 | 21 | 11 | 0 | 3 |
| | 10 | 8 | 0 | 2 | 6 | 0 | 0 |
| | 11 | 38 | 10 | 13 | 12 | 0 | 3 |
| | 12 | 16 | 2 | 5 | 9 | 0 | 0 |
| | 13 | 21 | 3 | 4 | 13 | 0 | 1 |
| | 14 | 13 | 1 | 7 | 4 | 0 | 1 |
| | 15 | 14 | 0 | 7 | 6 | 0 | 1 |
| | 16 | 27 | 0 | 8 | 17 | 0 | 2 |
| | 17 | 1 | 0 | 0 | 0 | 1 | 0 |
| | 18 | 26 | 2 | 9 | 15 | 0 | 0 |
| | 20 | 30 | 4 | 6 | 20 | 0 | 0 |
| | 21 | 46 | 4 | 17 | 24 | 0 | 1 |
| | 22 | 15 | 2 | 5 | 6 | 0 | 2 |
| Leg. Dist. 28 | | 517 | 77 | 182 | 235 | 1 | 22 |
| Leg. Dist. 29 | 1 | 0 | 0 | 0 | 0 | 0 | 0 |
| | 2 | 21 | 6 | 7 | 6 | 1 | 1 |
| | 3 | 3 | 3 | 0 | 0 | 0 | 0 |
| | 4 | 32 | 4 | 12 | 14 | 0 | 2 |
| | 5 | 34 | 7 | 8 | 17 | 0 | 2 |
| | 6 | 33 | 17 | 4 | 10 | 0 | 2 |
| | 7 | 27 | 2 | 10 | 14 | 0 | 1 |
| | 8 | 8 | 3 | 4 | 1 | 0 | 0 |
| | 9 | 61 | 11 | 15 | 32 | 0 | 3 |
| | 10 | 64 | 17 | 17 | 30 | 0 | 0 |
| | 11 | 37 | 8 | 14 | 15 | 0 | 0 |
| | 12 | 60 | 19 | 16 | 21 | 0 | 4 |
| | 13 | 50 | 13 | 17 | 18 | 0 | 2 |
| | 14 | 27 | 15 | 6 | 5 | 0 | 1 |
| | 15 | 44 | 5 | 12 | 24 | 0 | 3 |
| | 16 | 18 | 6 | 5 | 7 | 0 | 0 |
| | 17 | 25 | 4 | 4 | 17 | 0 | 0 |
| | 18 | 44 | 11 | 18 | 13 | 0 | 2 |
| | 19 | 24 | 7 | 14 | 3 | 0 | 0 |
| | 20 | 61 | 11 | 18 | 27 | 0 | 5 |
| | 21 | 40 | 15 | 8 | 16 | 0 | 1 |
| | 22 | 73 | 30 | 24 | 17 | 0 | 2 |
| | 23 | 94 | 48 | 19 | 23 | 0 | 4 |
| | 24 | 47 | 27 | 11 | 8 | 0 | 1 |
| | 25 | 87 | 25 | 28 | 31 | 0 | 3 |

CITY COURT JUDGE
CITY OF ROCHESTER
DEMOCRATIC PRIMARY
DETAIL

| <u>LEGISLATIVE DISTRICT OR TOWN</u> | <u>ELECTION DISTRICT</u> | <u>TOTAL VOTES</u> | <u>WILLIAM T. GARGAN 8A</u> | <u>MICHAEL C. LOPEZ 9A</u> | <u>LETICIA D. ASTACIO 10A</u> | <u>SCATTER</u> | <u>BLANK AND VOID</u> |
|---|------------------------------|------------------------|---|--|---|------------------|-------------------------------|
| Leg. Dist. 29 | | | | | | | |
| | 26 | 19 | 3 | 8 | 7 | 0 | 1 |
| | 28 | 2 | 2 | 0 | 0 | 0 | 0 |
| Leg. Dist. 29 | | <u>1,035</u> | <u>319</u> | <u>299</u> | <u>376</u> | <u>1</u> | <u>40</u> |
| GRAND TOTAL: | | <u><u>7,843</u></u> | <u><u>1,844</u></u> | <u><u>2,341</u></u> | <u><u>3,277</u></u> | <u><u>15</u></u> | <u><u>366</u></u> |

STATE SENATOR
62ND DISTRICT
REPUBLICAN PRIMARY

| LEGISLATIVE DISTRICT OR TOWN | ELECTION DISTRICT | TOTAL VOTES | GIA ARNOLD | ROBERT G. ORTT | SCATTER | BLANK AND VOID |
|------------------------------------|----------------------|----------------|---------------|----------------------|---------|----------------------|
| | | | 6B | 7B | | |
| Ogden | 1/9/19 | 50 | 10 | 40 | 0 | 0 |
| | 2/13 | 33 | 4 | 29 | 0 | 0 |
| | 3 | 8 | 2 | 6 | 0 | 0 |
| | 4/18 | 38 | 2 | 36 | 0 | 0 |
| | 5 | 9 | 1 | 8 | 0 | 0 |
| | 6/10 | 14 | 1 | 13 | 0 | 0 |
| | 7/16/20 | 34 | 3 | 31 | 0 | 0 |
| | 8 | 16 | 2 | 14 | 0 | 0 |
| | 11 | 10 | 0 | 10 | 0 | 0 |
| | 12 | 15 | 1 | 14 | 0 | 0 |
| | 14/15/17 | 22 | 2 | 20 | 0 | 0 |
| Ogden | | 249 | 28 | 221 | 0 | 0 |
| Sweden | 1/5/6 | 25 | 5 | 20 | 0 | 0 |
| | 2/3/4/9/11 | 44 | 11 | 33 | 0 | 0 |
| | 7/8/10/12 | 64 | 11 | 51 | 1 | 1 |
| Sweden | | 133 | 27 | 104 | 1 | 1 |
| GRAND TOTAL: | | 382 | 55 | 325 | 1 | 1 |

MEMBER OF ASSEMBLY
 135TH DISTRICT
 REPUBLICAN PRIMARY
 SUMMARY

| LEGISLATIVE DISTRICT OR TOWN | TOTAL VOTES | MARK C. JOHNS 6B | CALVIN A. FRELIER 7B | SCATTER | BLANK AND VOID |
|------------------------------------|----------------|---------------------------|-------------------------------|---------|----------------------|
| East Rochester | 58 | 51 | 6 | 1 | 0 |
| Penfield | 583 | 461 | 115 | 2 | 5 |
| Perinton | 803 | 703 | 92 | 3 | 5 |
| Webster | 704 | 614 | 86 | 1 | 3 |
| GRAND TOTAL: | 2,148 | 1,829 | 299 | 7 | 13 |

MEMBER OF ASSEMBLY
135TH DISTRICT
REPUBLICAN PRIMARY
DETAIL

| LEGISLATIVE DISTRICT OR TOWN | ELECTION DISTRICT | TOTAL VOTES | MARK C. JOHNS 6B | CALVIN A. FRELIER 7B | SCATTER | BLANK AND VOID |
|------------------------------------|----------------------|----------------|-------------------------------|-----------------------------------|---------|----------------------|
| East Rochester | 1/4/5 | 27 | 24 | 2 | 1 | 0 |
| | 2/3/6/7 | 31 | 27 | 4 | 0 | 0 |
| East Rochester | | 58 | 51 | 6 | 1 | 0 |
| Penfield | 1/21 | 25 | 21 | 3 | 0 | 1 |
| | 2 | 18 | 13 | 4 | 1 | 0 |
| | 3/39 | 19 | 17 | 2 | 0 | 0 |
| | 4/14 | 51 | 43 | 8 | 0 | 0 |
| | 5/9/17/22 | 70 | 33 | 36 | 0 | 1 |
| | 6/34/38 | 18 | 15 | 3 | 0 | 0 |
| | 7/15 | 28 | 19 | 8 | 0 | 1 |
| | 8 | 18 | 14 | 4 | 0 | 0 |
| | 10 | 23 | 19 | 4 | 0 | 0 |
| | 11/16 | 19 | 15 | 4 | 0 | 0 |
| | 12/24 | 30 | 28 | 2 | 0 | 0 |
| | 13 | 25 | 22 | 1 | 1 | 1 |
| | 18/23/36 | 18 | 17 | 1 | 0 | 0 |
| | 19/30 | 34 | 28 | 6 | 0 | 0 |
| | 20/37/42 | 52 | 40 | 12 | 0 | 0 |
| | 25/33 | 35 | 29 | 6 | 0 | 0 |
| | 26/40 | 21 | 18 | 2 | 0 | 1 |
| | 27/28 | 17 | 16 | 1 | 0 | 0 |
| | 29/35 | 21 | 16 | 5 | 0 | 0 |
| | 31/32 | 15 | 13 | 2 | 0 | 0 |
| | 41 | 26 | 25 | 1 | 0 | 0 |
| Penfield | | 583 | 461 | 115 | 2 | 5 |
| Perinton | 1/39/45 | 43 | 41 | 2 | 0 | 0 |
| | 2 | 17 | 13 | 4 | 0 | 0 |
| | 3/32/35/52 | 53 | 44 | 6 | 2 | 1 |
| | 4/38/54 | 47 | 44 | 3 | 0 | 0 |
| | 5/7/14/20 | 65 | 58 | 7 | 0 | 0 |
| | 6/25 | 25 | 22 | 3 | 0 | 0 |
| | 8/27/33/53 | 69 | 62 | 7 | 0 | 0 |
| | 9/43 | 41 | 35 | 5 | 0 | 1 |
| | 10/11/46 | 23 | 23 | 0 | 0 | 0 |
| | 12/16/18 | 36 | 29 | 6 | 0 | 1 |
| | 13/55 | 39 | 35 | 4 | 0 | 0 |
| | 15/40/48 | 19 | 14 | 5 | 0 | 0 |
| | 17/44 | 25 | 22 | 3 | 0 | 0 |
| | 19/23 | 37 | 34 | 3 | 0 | 0 |
| | 21 | 21 | 17 | 3 | 1 | 0 |

MEMBER OF ASSEMBLY
135TH DISTRICT
REPUBLICAN PRIMARY
DETAIL

| LEGISLATIVE DISTRICT OR TOWN | ELECTION DISTRICT | TOTAL VOTES | MARK C. JOHNS | CALVIN A. FRELIER | SCATTER | BLANK AND VOID |
|------------------------------------|----------------------|---------------------|---------------------|-------------------------|-----------------|----------------------|
| | | | 6B | 7B | | |
| Perinton | 22/29/41 | 23 | 22 | 1 | 0 | 0 |
| | 24/34 | 43 | 34 | 8 | 0 | 1 |
| | 26/31 | 32 | 29 | 2 | 0 | 1 |
| | 28/49/51 | 55 | 49 | 6 | 0 | 0 |
| | 30/36/37/42 | 45 | 36 | 9 | 0 | 0 |
| | 47/56 | 42 | 37 | 5 | 0 | 0 |
| | 50 | 3 | 3 | 0 | 0 | 0 |
| Perinton | | <u>803</u> | <u>703</u> | <u>92</u> | <u>3</u> | <u>5</u> |
| Webster | 1/2 | 46 | 38 | 8 | 0 | 0 |
| | 3/36 | 50 | 48 | 2 | 0 | 0 |
| | 4/14 | 37 | 36 | 1 | 0 | 0 |
| | 5 | 14 | 14 | 0 | 0 | 0 |
| | 6/11/43 | 28 | 27 | 1 | 0 | 0 |
| | 7/12 | 43 | 36 | 7 | 0 | 0 |
| | 8/13/18 | 40 | 35 | 5 | 0 | 0 |
| | 9/34 | 25 | 22 | 3 | 0 | 0 |
| | 10/17 | 52 | 47 | 5 | 0 | 0 |
| | 15/39 | 32 | 27 | 5 | 0 | 0 |
| | 16/26 | 25 | 22 | 3 | 0 | 0 |
| | 19/29/32 | 53 | 47 | 6 | 0 | 0 |
| | 20/42 | 20 | 16 | 4 | 0 | 0 |
| | 21/35 | 23 | 21 | 1 | 0 | 1 |
| | 22/37 | 30 | 27 | 3 | 0 | 0 |
| | 23/33 | 23 | 19 | 4 | 0 | 0 |
| | 24 | 36 | 27 | 9 | 0 | 0 |
| | 25/38 | 18 | 15 | 2 | 0 | 1 |
| | 27/40 | 42 | 36 | 6 | 0 | 0 |
| | 28/41 | 23 | 20 | 3 | 0 | 0 |
| | 30 | 11 | 9 | 2 | 0 | 0 |
| | 31 | 33 | 25 | 6 | 1 | 1 |
| Webster | | <u>704</u> | <u>614</u> | <u>86</u> | <u>1</u> | <u>3</u> |
| GRAND TOTAL: | | <u><u>2,148</u></u> | <u><u>1,829</u></u> | <u><u>299</u></u> | <u><u>7</u></u> | <u><u>13</u></u> |

GOVERNOR AND LIEUTENANT GOVERNOR
PART 1 OF 2
SUMMARY

| LEGISLATIVE DISTRICT OR TOWN | TOTAL VOTES | ANDREW M. CUOMO AND KATHY C. HOCHUL | ROB ASTORINO AND CHRIS MOSS | ROB ASTORINO AND CHRIS MOSS | ANDREW M. CUOMO AND KATHY C. HOCHUL | ANDREW M. CUOMO AND KATHY C. HOCHUL | HOWIE HAWKINS AND BRIAN P. JONES |
|------------------------------------|----------------|---|---|---|---|---|---|
| | | DEM | REP | CON | WOR | IND | GRE |
| Leg. Dist. 07 | 539 | 239 | 169 | 51 | 18 | 19 | 17 |
| Leg. Dist. 16 | 8 | 3 | 1 | 1 | 1 | 1 | 1 |
| Leg. Dist. 21 | 4,813 | 2,826 | 810 | 189 | 176 | 90 | 379 |
| Leg. Dist. 22 | 2,590 | 2,046 | 177 | 44 | 37 | 20 | 70 |
| Leg. Dist. 23 | 6,097 | 3,042 | 1,195 | 285 | 300 | 140 | 672 |
| Leg. Dist. 24 | 3,506 | 1,708 | 567 | 113 | 237 | 89 | 551 |
| Leg. Dist. 25 | 3,581 | 2,574 | 313 | 65 | 130 | 46 | 220 |
| Leg. Dist. 26 | 3,142 | 1,438 | 989 | 246 | 90 | 73 | 120 |
| Leg. Dist. 27 | 4,774 | 3,330 | 592 | 145 | 131 | 70 | 197 |
| Leg. Dist. 28 | 2,544 | 1,548 | 496 | 122 | 79 | 50 | 79 |
| Leg. Dist. 29 | 3,560 | 2,318 | 587 | 134 | 81 | 56 | 95 |
| CITY | 35,154 | 21,072 | 5,896 | 1,395 | 1,280 | 654 | 2,401 |
| Brighton | 11,576 | 5,845 | 2,914 | 584 | 441 | 275 | 840 |
| Chili | 9,020 | 2,916 | 3,983 | 1,079 | 167 | 154 | 238 |
| Clarkson | 1,976 | 503 | 959 | 292 | 23 | 38 | 52 |
| East Rochester | 1,659 | 672 | 608 | 134 | 32 | 35 | 64 |
| Gates | 7,842 | 3,154 | 3,084 | 692 | 146 | 147 | 194 |
| Greece | 27,141 | 9,513 | 11,555 | 3,019 | 433 | 513 | 682 |
| Hamlin | 2,581 | 567 | 1,348 | 364 | 34 | 44 | 63 |
| Henrietta | 10,407 | 4,111 | 3,977 | 900 | 207 | 241 | 399 |
| Irondequoit | 17,346 | 7,350 | 6,106 | 1,328 | 351 | 425 | 742 |
| Mendon | 3,620 | 1,084 | 1,602 | 404 | 55 | 94 | 176 |
| Ogden | 6,367 | 1,670 | 3,095 | 878 | 88 | 122 | 162 |

GOVERNOR AND LIEUTENANT GOVERNOR
PART 1 OF 2
SUMMARY

| LEGISLATIVE DISTRICT OR TOWN | TOTAL VOTES | ANDREW M. CUOMO AND KATHY C. HOCHUL | ROB ASTORINO AND CHRIS MOSS | ROB ASTORINO AND CHRIS MOSS | ANDREW M. CUOMO AND KATHY C. HOCHUL | ANDREW M. CUOMO AND KATHY C. HOCHUL | HOWIE HAWKINS AND BRIAN P. JONES |
|------------------------------------|----------------|---|---|---|---|---|---|
| | | DEM | REP | CON | WOR | IND | GRE |
| Parma | 4,853 | 1,098 | 2,469 | 737 | 71 | 73 | 140 |
| Penfield | 13,683 | 5,176 | 5,445 | 1,233 | 264 | 361 | 496 |
| Perinton | 18,475 | 7,007 | 7,450 | 1,597 | 285 | 465 | 654 |
| Pittsford | 11,117 | 4,824 | 4,104 | 750 | 201 | 235 | 409 |
| Riga | 2,093 | 494 | 1,092 | 287 | 28 | 33 | 51 |
| Rush | 1,565 | 476 | 706 | 157 | 34 | 31 | 51 |
| Sweden | 3,082 | 916 | 1,381 | 355 | 62 | 55 | 130 |
| Webster | 14,562 | 4,868 | 6,364 | 1,541 | 224 | 322 | 501 |
| Wheatland | 1,646 | 419 | 807 | 208 | 25 | 27 | 73 |
| TOWNS | 170,611 | 62,663 | 69,049 | 16,539 | 3,171 | 3,690 | 6,117 |
| GRAND TOTAL: | 205,765 | 83,735 | 74,945 | 17,934 | 4,451 | 4,344 | 8,518 |

GOVERNOR AND LIEUTENANT GOVERNOR
PART 2 OF 2
SUMMARY

| LEGISLATIVE DISTRICT OR TOWN | TOTAL VOTES | ANDREW M. CUOMO AND KATHY C. HOCHUL WEP | STEVEN COHN AND BOBBY K. KALOTEE SAP | ROB ASTORINO AND CHRIS MOSS SCC | MICHAEL MCDERMOTT AND CHRIS EDES LBT | SCATTER | BLANK AND VOID |
|------------------------------------|----------------|--|--|--|---|---------|----------------------|
| Leg. Dist. 07 | 539 | 4 | 0 | 6 | 6 | 0 | 10 |
| Leg. Dist. 16 | 8 | 0 | 0 | 0 | 0 | 0 | 0 |
| Leg. Dist. 21 | 4,813 | 70 | 8 | 88 | 29 | 10 | 138 |
| Leg. Dist. 22 | 2,590 | 21 | 0 | 22 | 6 | 3 | 144 |
| Leg. Dist. 23 | 6,097 | 115 | 6 | 112 | 60 | 16 | 154 |
| Leg. Dist. 24 | 3,506 | 71 | 8 | 58 | 31 | 10 | 63 |
| Leg. Dist. 25 | 3,581 | 49 | 5 | 25 | 19 | 4 | 131 |
| Leg. Dist. 26 | 3,142 | 36 | 4 | 61 | 23 | 6 | 56 |
| Leg. Dist. 27 | 4,774 | 60 | 9 | 49 | 17 | 15 | 159 |
| Leg. Dist. 28 | 2,544 | 26 | 9 | 41 | 11 | 6 | 77 |
| Leg. Dist. 29 | 3,560 | 44 | 8 | 44 | 14 | 4 | 175 |
| CITY | 35,154 | 496 | 57 | 506 | 216 | 74 | 1,107 |
| Brighton | 11,576 | 206 | 15 | 181 | 82 | 27 | 166 |
| Chili | 9,020 | 55 | 10 | 223 | 46 | 10 | 139 |
| Clarkson | 1,976 | 12 | 2 | 65 | 7 | 0 | 23 |
| East Rochester | 1,659 | 20 | 4 | 37 | 15 | 3 | 35 |
| Gates | 7,842 | 54 | 9 | 163 | 50 | 3 | 146 |
| Greece | 27,141 | 200 | 21 | 596 | 134 | 19 | 456 |
| Hamlin | 2,581 | 16 | 2 | 82 | 25 | 2 | 34 |
| Henrietta | 10,407 | 95 | 15 | 209 | 68 | 20 | 165 |
| Irondequoit | 17,346 | 173 | 21 | 344 | 101 | 28 | 377 |
| Mendon | 3,620 | 32 | 5 | 85 | 26 | 3 | 54 |
| Ogden | 6,367 | 42 | 4 | 177 | 36 | 1 | 92 |

GOVERNOR AND LIEUTENANT GOVERNOR
PART 2 OF 2
SUMMARY

| LEGISLATIVE DISTRICT OR TOWN | TOTAL VOTES | ANDREW M. CUOMO AND KATHY C. HOCHUL | STEVEN COHN AND BOBBY K. KALOTEE | ROB ASTORINO AND CHRIS MOSS | MICHAEL MCDERMOTT AND CHRIS EDES | SCATTER | BLANK AND VOID |
|------------------------------------|----------------|---|---|---|--|---------|----------------------|
| | | WEP | SAP | SCC | LBT | | |
| Parma | 4,853 | 26 | 5 | 132 | 28 | 2 | 72 |
| Penfield | 13,683 | 138 | 17 | 242 | 74 | 12 | 225 |
| Perinton | 18,475 | 174 | 15 | 337 | 100 | 26 | 365 |
| Pittsford | 11,117 | 141 | 5 | 183 | 59 | 25 | 181 |
| Riga | 2,093 | 7 | 1 | 49 | 13 | 0 | 38 |
| Rush | 1,565 | 19 | 1 | 43 | 10 | 2 | 35 |
| Sweden | 3,082 | 26 | 5 | 74 | 19 | 4 | 55 |
| Webster | 14,562 | 118 | 14 | 294 | 77 | 14 | 225 |
| Wheatland | 1,646 | 15 | 5 | 32 | 14 | 3 | 18 |
| TOWNS | 170,611 | 1,569 | 176 | 3,548 | 984 | 204 | 2,901 |
| GRAND TOTAL: | 205,765 | 2,065 | 233 | 4,054 | 1,200 | 278 | 4,008 |

GOVERNOR AND LIEUTENANT GOVERNOR
PART 1 OF 2
DETAIL

| LEGISLATIVE DISTRICT OR TOWN | ELECTION DISTRICT | TOTAL VOTES | ANDREW M. CUOMO AND KATHY C. HOCHUL | ROB ASTORINO AND CHRIS MOSS | ROB ASTORINO AND CHRIS MOSS | ANDREW M. CUOMO AND KATHY C. HOCHUL | ANDREW M. CUOMO AND KATHY C. HOCHUL | HOWIE HAWKINS AND BRIAN P. JONES |
|------------------------------------|----------------------|----------------|---|---|---|---|---|---|
| | | | DEM | REP | CON | WOR | IND | GRE |
| Leg. Dist. 07 | | | | | | | | |
| | 1 | 327 | 114 | 128 | 31 | 9 | 16 | 11 |
| | 2 | 212 | 125 | 41 | 20 | 9 | 3 | 6 |
| Leg. Dist. 07 | | 539 | 239 | 169 | 51 | 18 | 19 | 17 |
| Leg. Dist. 16 | | | | | | | | |
| | 1 | 8 | 3 | 1 | 1 | 1 | 1 | 1 |
| Leg. Dist. 16 | | 8 | 3 | 1 | 1 | 1 | 1 | 1 |
| Leg. Dist. 21 | | | | | | | | |
| | 1 | 227 | 98 | 57 | 8 | 11 | 5 | 32 |
| | 2 | 192 | 104 | 35 | 11 | 4 | 5 | 22 |
| | 3 | 119 | 71 | 19 | 8 | 3 | 4 | 3 |
| | 4 | 108 | 71 | 20 | 3 | 1 | 2 | 5 |
| | 5 | 123 | 47 | 25 | 9 | 7 | 2 | 20 |
| | 6 | 199 | 121 | 30 | 4 | 7 | 4 | 18 |
| | 7 | 351 | 207 | 70 | 14 | 9 | 3 | 26 |
| | 8 | 85 | 56 | 7 | 4 | 4 | 2 | 8 |
| | 9 | 224 | 120 | 42 | 11 | 6 | 4 | 30 |
| | 10 | 318 | 197 | 54 | 8 | 14 | 10 | 22 |
| | 11 | 182 | 127 | 28 | 5 | 7 | 2 | 2 |
| | 12 | 426 | 219 | 82 | 21 | 23 | 11 | 37 |
| | 13 | 144 | 63 | 16 | 7 | 8 | 5 | 39 |
| | 14 | 77 | 41 | 16 | 4 | 4 | 3 | 4 |
| | 15 | 276 | 172 | 43 | 9 | 8 | 4 | 11 |
| | 16 | 82 | 48 | 17 | 5 | 4 | 1 | 3 |
| | 17 | 186 | 101 | 28 | 7 | 2 | 6 | 22 |
| | 18 | 151 | 115 | 13 | 6 | 4 | 0 | 4 |

GOVERNOR AND LIEUTENANT GOVERNOR
PART 1 OF 2
DETAIL

| LEGISLATIVE DISTRICT OR TOWN | ELECTION DISTRICT | TOTAL VOTES | ANDREW M. CUOMO AND KATHY C. HOCHUL | ROB ASTORINO AND CHRIS MOSS | ROB ASTORINO AND CHRIS MOSS | ANDREW M. CUOMO AND KATHY C. HOCHUL | ANDREW M. CUOMO AND KATHY C. HOCHUL | HOWIE HAWKINS AND BRIAN P. JONES |
|------------------------------------|----------------------|----------------|---|---|---|---|---|---|
| | | | DEM | REP | CON | WOR | IND | GRE |
| <u>Leg. Dist. 21</u> | | | | | | | | |
| | 19 | 73 | 52 | 6 | 2 | 4 | 1 | 1 |
| | 20 | 116 | 56 | 29 | 5 | 6 | 4 | 6 |
| | 21 | 156 | 113 | 20 | 3 | 3 | 0 | 6 |
| | 22 | 174 | 134 | 18 | 6 | 1 | 0 | 4 |
| | 23 | 172 | 103 | 23 | 12 | 10 | 3 | 10 |
| | 24 | 309 | 143 | 77 | 15 | 16 | 7 | 27 |
| | 25 | 173 | 128 | 13 | 1 | 7 | 0 | 7 |
| | 26 | 66 | 39 | 14 | 1 | 3 | 0 | 7 |
| | 27 | 104 | 80 | 8 | 0 | 0 | 2 | 3 |
| Leg. Dist. 21 | | <u>4,813</u> | <u>2,826</u> | <u>810</u> | <u>189</u> | <u>176</u> | <u>90</u> | <u>379</u> |
| <u>Leg. Dist. 22</u> | | | | | | | | |
| | 1 | 163 | 124 | 18 | 3 | 3 | 2 | 3 |
| | 2 | 59 | 50 | 0 | 1 | 2 | 0 | 1 |
| | 3 | 102 | 83 | 8 | 0 | 0 | 1 | 4 |
| | 4 | 43 | 35 | 1 | 1 | 0 | 1 | 0 |
| | 5 | 82 | 71 | 2 | 0 | 0 | 1 | 2 |
| | 6 | 111 | 95 | 4 | 0 | 1 | 1 | 0 |
| | 7 | 57 | 50 | 2 | 0 | 1 | 1 | 1 |
| | 8 | 121 | 89 | 10 | 3 | 2 | 1 | 5 |
| | 9 | 75 | 62 | 4 | 0 | 2 | 1 | 2 |
| | 10 | 94 | 87 | 2 | 0 | 0 | 0 | 0 |
| | 11 | 141 | 108 | 9 | 1 | 1 | 3 | 9 |
| | 12 | 81 | 59 | 7 | 0 | 2 | 0 | 1 |
| | 13 | 40 | 33 | 2 | 0 | 2 | 0 | 2 |
| | 14 | 103 | 82 | 10 | 2 | 0 | 0 | 3 |

GOVERNOR AND LIEUTENANT GOVERNOR
PART 1 OF 2
DETAIL

| LEGISLATIVE DISTRICT OR TOWN | ELECTION DISTRICT | TOTAL VOTES | ANDREW M. CUOMO AND KATHY C. HOCHUL | ROB ASTORINO AND CHRIS MOSS | ROB ASTORINO AND CHRIS MOSS | ANDREW M. CUOMO AND KATHY C. HOCHUL | ANDREW M. CUOMO AND KATHY C. HOCHUL | HOWIE HAWKINS AND BRIAN P. JONES |
|------------------------------------|----------------------|----------------|---|---|---|---|---|---|
| | | | DEM | REP | CON | WOR | IND | GRE |
| Leg. Dist. 22 | | | | | | | | |
| | 15 | 137 | 118 | 6 | 1 | 1 | 1 | 1 |
| | 16 | 55 | 47 | 4 | 0 | 0 | 2 | 0 |
| | 17 | 46 | 37 | 1 | 3 | 0 | 0 | 0 |
| | 18 | 73 | 56 | 5 | 0 | 2 | 0 | 0 |
| | 19 | 77 | 58 | 6 | 2 | 1 | 0 | 1 |
| | 20 | 130 | 100 | 7 | 3 | 1 | 0 | 1 |
| | 21 | 72 | 61 | 3 | 1 | 1 | 1 | 0 |
| | 22 | 116 | 93 | 8 | 3 | 4 | 0 | 1 |
| | 23 | 91 | 83 | 1 | 1 | 3 | 0 | 0 |
| | 24 | 53 | 35 | 10 | 2 | 2 | 0 | 1 |
| | 25 | 254 | 165 | 27 | 15 | 3 | 2 | 18 |
| | 26 | 82 | 58 | 10 | 0 | 3 | 1 | 9 |
| | 27 | 132 | 107 | 10 | 2 | 0 | 1 | 5 |
| Leg. Dist. 22 | | 2,590 | 2,046 | 177 | 44 | 37 | 20 | 70 |
| Leg. Dist. 23 | | | | | | | | |
| | 1 | 116 | 56 | 29 | 3 | 5 | 1 | 10 |
| | 2 | 167 | 73 | 26 | 6 | 5 | 5 | 39 |
| | 3 | 134 | 69 | 22 | 5 | 12 | 0 | 15 |
| | 4 | 316 | 162 | 48 | 23 | 23 | 5 | 38 |
| | 5 | 84 | 45 | 12 | 2 | 4 | 3 | 9 |
| | 6 | 115 | 61 | 22 | 6 | 4 | 2 | 13 |
| | 7 | 215 | 104 | 25 | 9 | 11 | 8 | 37 |
| | 8 | 186 | 81 | 34 | 7 | 9 | 3 | 29 |
| | 9 | 156 | 90 | 22 | 5 | 7 | 5 | 17 |
| | 10 | 163 | 85 | 28 | 9 | 12 | 6 | 11 |

GOVERNOR AND LIEUTENANT GOVERNOR
PART 1 OF 2
DETAIL

| LEGISLATIVE DISTRICT OR TOWN | ELECTION DISTRICT | TOTAL VOTES | ANDREW M. CUOMO AND KATHY C. HOCHUL | ROB ASTORINO AND CHRIS MOSS | ROB ASTORINO AND CHRIS MOSS | ANDREW M. CUOMO AND KATHY C. HOCHUL | ANDREW M. CUOMO AND KATHY C. HOCHUL | HOWIE HAWKINS AND BRIAN P. JONES |
|------------------------------------|----------------------|----------------|---|---|---|---|---|---|
| | | | DEM | REP | CON | WOR | IND | GRE |
| Leg. Dist. 23 | | | | | | | | |
| | 11 | 216 | 107 | 37 | 4 | 15 | 6 | 40 |
| | 12 | 308 | 179 | 64 | 12 | 13 | 2 | 20 |
| | 13 | 207 | 102 | 53 | 8 | 7 | 5 | 10 |
| | 14 | 173 | 82 | 30 | 6 | 11 | 0 | 27 |
| | 15 | 121 | 62 | 17 | 8 | 7 | 2 | 13 |
| | 16 | 118 | 55 | 25 | 11 | 5 | 4 | 11 |
| | 17 | 286 | 139 | 63 | 13 | 10 | 4 | 33 |
| | 18 | 478 | 203 | 131 | 30 | 21 | 11 | 40 |
| | 19 | 255 | 112 | 68 | 20 | 15 | 6 | 15 |
| | 20 | 276 | 138 | 46 | 10 | 13 | 6 | 37 |
| | 21 | 234 | 103 | 53 | 10 | 12 | 4 | 43 |
| | 22 | 221 | 105 | 59 | 6 | 9 | 8 | 20 |
| | 23 | 136 | 85 | 14 | 3 | 5 | 5 | 15 |
| | 24 | 244 | 136 | 59 | 6 | 8 | 2 | 16 |
| | 25 | 357 | 191 | 51 | 25 | 20 | 15 | 24 |
| | 26 | 386 | 202 | 84 | 16 | 13 | 7 | 39 |
| | 27 | 186 | 85 | 39 | 16 | 10 | 6 | 17 |
| | 28/24-20/25-28 | 223 | 121 | 30 | 4 | 12 | 8 | 33 |
| | 29 | 20 | 9 | 4 | 2 | 2 | 1 | 1 |
| Leg. Dist. 23 | | 6,097 | 3,042 | 1,195 | 285 | 300 | 140 | 672 |
| Leg. Dist. 24 | | | | | | | | |
| | 1 | 313 | 128 | 31 | 10 | 41 | 19 | 69 |
| | 2/22 | 209 | 109 | 29 | 3 | 15 | 3 | 35 |
| | 3/23 | 221 | 100 | 32 | 6 | 18 | 6 | 52 |
| | 4 | 266 | 133 | 46 | 6 | 13 | 7 | 42 |

GOVERNOR AND LIEUTENANT GOVERNOR
PART 1 OF 2
DETAIL

| LEGISLATIVE DISTRICT OR TOWN | ELECTION DISTRICT | TOTAL VOTES | ANDREW M. CUOMO AND KATHY C. HOCHUL | ROB ASTORINO AND CHRIS MOSS | ROB ASTORINO AND CHRIS MOSS | ANDREW M. CUOMO AND KATHY C. HOCHUL | ANDREW M. CUOMO AND KATHY C. HOCHUL | HOWIE HAWKINS AND BRIAN P. JONES |
|------------------------------------|----------------------|----------------|---|---|---|---|---|---|
| | | | DEM | REP | CON | WOR | IND | GRE |
| Leg. Dist. 24 | 5/24 | 230 | 108 | 45 | 17 | 14 | 5 | 24 |
| | 6 | 159 | 75 | 29 | 8 | 7 | 2 | 26 |
| | 7 | 135 | 73 | 33 | 7 | 8 | 2 | 10 |
| | 8 | 173 | 89 | 27 | 6 | 14 | 3 | 18 |
| | 9 | 179 | 74 | 49 | 11 | 7 | 3 | 23 |
| | 10 | 292 | 131 | 29 | 7 | 33 | 4 | 65 |
| | 11 | 74 | 43 | 19 | 2 | 1 | 3 | 1 |
| | 12 | 33 | 23 | 5 | 1 | 0 | 0 | 2 |
| | 13 | 250 | 129 | 25 | 8 | 18 | 3 | 44 |
| | 14 | 233 | 105 | 37 | 3 | 19 | 7 | 45 |
| | 15/21 | 231 | 120 | 28 | 6 | 7 | 7 | 41 |
| | 16 | 196 | 87 | 49 | 3 | 13 | 6 | 28 |
| | 17 | 89 | 62 | 16 | 4 | 0 | 1 | 2 |
| | 18 | 201 | 109 | 32 | 5 | 8 | 8 | 23 |
| | 19 | 22 | 10 | 6 | 0 | 1 | 0 | 1 |
| Leg. Dist. 24 | | 3,506 | 1,708 | 567 | 113 | 237 | 89 | 551 |
| Leg. Dist. 25 | 1 | 254 | 162 | 38 | 9 | 6 | 3 | 22 |
| | 2 | 156 | 116 | 8 | 4 | 5 | 2 | 9 |
| | 3 | 252 | 215 | 12 | 2 | 4 | 1 | 5 |
| | 4/24 | 132 | 88 | 19 | 4 | 5 | 2 | 5 |
| | 5 | 187 | 137 | 9 | 2 | 7 | 3 | 18 |
| | 6 | 118 | 59 | 10 | 5 | 5 | 2 | 26 |
| | 7 | 181 | 155 | 3 | 3 | 9 | 0 | 1 |
| | 8 | 192 | 160 | 9 | 1 | 4 | 3 | 2 |

GOVERNOR AND LIEUTENANT GOVERNOR
PART 1 OF 2
DETAIL

| LEGISLATIVE DISTRICT OR TOWN | ELECTION DISTRICT | TOTAL VOTES | ANDREW M. CUOMO AND KATHY C. HOCHUL | ROB ASTORINO AND CHRIS MOSS | ROB ASTORINO AND CHRIS MOSS | ANDREW M. CUOMO AND KATHY C. HOCHUL | ANDREW M. CUOMO AND KATHY C. HOCHUL | HOWIE HAWKINS AND BRIAN P. JONES |
|------------------------------------|----------------------|----------------|---|---|---|---|---|---|
| | | | DEM | REP | CON | WOR | IND | GRE |
| <u>Leg. Dist. 25</u> | | | | | | | | |
| | 9 | 85 | 71 | 2 | 1 | 3 | 1 | 0 |
| | 10 | 149 | 121 | 7 | 3 | 4 | 2 | 0 |
| | 11 | 75 | 63 | 6 | 0 | 2 | 0 | 0 |
| | 12 | 190 | 89 | 26 | 5 | 9 | 6 | 39 |
| | 13 | 140 | 114 | 4 | 0 | 8 | 0 | 4 |
| | 14 | 88 | 47 | 14 | 2 | 9 | 2 | 10 |
| | 15 | 129 | 109 | 7 | 0 | 4 | 0 | 2 |
| | 16 | 124 | 87 | 19 | 4 | 4 | 0 | 2 |
| | 17 | 121 | 106 | 0 | 2 | 5 | 2 | 1 |
| | 18 | 204 | 163 | 21 | 0 | 4 | 1 | 2 |
| | 19 | 21 | 11 | 4 | 1 | 1 | 1 | 2 |
| | 20 | 31 | 17 | 8 | 2 | 0 | 0 | 4 |
| | 21 | 81 | 61 | 6 | 1 | 5 | 2 | 3 |
| | 22 | 141 | 81 | 21 | 2 | 10 | 3 | 15 |
| | 23 | 21 | 11 | 2 | 0 | 1 | 0 | 6 |
| | 25 | 257 | 189 | 26 | 3 | 5 | 2 | 11 |
| | 26/27 | 91 | 57 | 10 | 3 | 4 | 2 | 10 |
| | 29/30 | 161 | 85 | 22 | 6 | 7 | 6 | 21 |
| <u>Leg. Dist. 25</u> | | <u>3,581</u> | <u>2,574</u> | <u>313</u> | <u>65</u> | <u>130</u> | <u>46</u> | <u>220</u> |
| <u>Leg. Dist. 26</u> | | | | | | | | |
| | 1 | 354 | 133 | 133 | 32 | 8 | 10 | 14 |
| | 2 | 141 | 52 | 46 | 13 | 6 | 6 | 5 |
| | 3 | 88 | 44 | 25 | 5 | 1 | 1 | 7 |
| | 4 | 171 | 70 | 62 | 15 | 3 | 5 | 5 |
| | 5 | 142 | 68 | 35 | 14 | 1 | 2 | 14 |

GOVERNOR AND LIEUTENANT GOVERNOR
PART 1 OF 2
DETAIL

| LEGISLATIVE DISTRICT OR TOWN | ELECTION DISTRICT | TOTAL VOTES | ANDREW M. CUOMO AND KATHY C. HOCHUL | ROB ASTORINO AND CHRIS MOSS | ROB ASTORINO AND CHRIS MOSS | ANDREW M. CUOMO AND KATHY C. HOCHUL | ANDREW M. CUOMO AND KATHY C. HOCHUL | HOWIE HAWKINS AND BRIAN P. JONES |
|------------------------------------|----------------------|----------------|---|---|---|---|---|---|
| | | | DEM | REP | CON | WOR | IND | GRE |
| Leg. Dist. 26 | | | | | | | | |
| | 6 | 137 | 93 | 27 | 5 | 3 | 0 | 6 |
| | 7 | 167 | 90 | 47 | 9 | 5 | 1 | 3 |
| | 8 | 172 | 113 | 29 | 6 | 3 | 6 | 4 |
| | 9 | 199 | 84 | 62 | 20 | 6 | 5 | 12 |
| | 10 | 196 | 98 | 62 | 5 | 9 | 3 | 5 |
| | 11 | 185 | 98 | 51 | 11 | 10 | 5 | 3 |
| | 12 | 184 | 69 | 70 | 15 | 2 | 9 | 8 |
| | 13 | 218 | 88 | 75 | 24 | 9 | 3 | 9 |
| | 14 | 255 | 95 | 94 | 29 | 12 | 5 | 11 |
| | 15 | 169 | 93 | 38 | 8 | 3 | 5 | 9 |
| | 16 | 202 | 79 | 79 | 24 | 1 | 5 | 3 |
| | 17 | 162 | 71 | 54 | 11 | 8 | 2 | 2 |
| Leg. Dist. 26 | | 3,142 | 1,438 | 989 | 246 | 90 | 73 | 120 |
| Leg. Dist. 27 | | | | | | | | |
| | 1 | 236 | 156 | 34 | 14 | 2 | 3 | 8 |
| | 2 | 245 | 166 | 39 | 13 | 4 | 3 | 8 |
| | 3 | 198 | 111 | 30 | 10 | 6 | 5 | 22 |
| | 4 | 244 | 151 | 35 | 7 | 7 | 3 | 17 |
| | 5 | 234 | 171 | 18 | 3 | 22 | 2 | 7 |
| | 6 | 180 | 136 | 19 | 4 | 5 | 3 | 1 |
| | 7 | 211 | 122 | 37 | 8 | 8 | 1 | 14 |
| | 8 | 331 | 262 | 28 | 5 | 8 | 7 | 2 |
| | 9 | 244 | 164 | 23 | 2 | 9 | 3 | 27 |
| | 10 | 218 | 134 | 40 | 10 | 3 | 4 | 17 |
| | 11 | 229 | 159 | 21 | 10 | 4 | 4 | 13 |

GOVERNOR AND LIEUTENANT GOVERNOR
PART 1 OF 2
DETAIL

| LEGISLATIVE DISTRICT OR TOWN | ELECTION DISTRICT | TOTAL VOTES | ANDREW M. CUOMO AND KATHY C. HOCHUL | ROB ASTORINO AND CHRIS MOSS | ROB ASTORINO AND CHRIS MOSS | ANDREW M. CUOMO AND KATHY C. HOCHUL | ANDREW M. CUOMO AND KATHY C. HOCHUL | HOWIE HAWKINS AND BRIAN P. JONES |
|------------------------------------|----------------------|----------------|---|---|---|---|---|---|
| | | | DEM | REP | CON | WOR | IND | GRE |
| Leg. Dist. 27 | | | | | | | | |
| | 12 | 173 | 120 | 24 | 3 | 3 | 2 | 9 |
| | 13 | 204 | 162 | 15 | 2 | 3 | 3 | 5 |
| | 14 | 160 | 137 | 11 | 2 | 1 | 1 | 1 |
| | 15 | 164 | 119 | 17 | 4 | 8 | 2 | 3 |
| | 16 | 181 | 136 | 15 | 4 | 9 | 4 | 6 |
| | 17 | 203 | 143 | 25 | 6 | 2 | 2 | 7 |
| | 18 | 184 | 105 | 57 | 7 | 3 | 2 | 3 |
| | 19 | 219 | 178 | 16 | 4 | 4 | 2 | 7 |
| | 20 | 109 | 83 | 8 | 3 | 3 | 2 | 3 |
| | 21 | 115 | 91 | 9 | 4 | 0 | 1 | 3 |
| | 22 | 147 | 91 | 24 | 8 | 6 | 4 | 2 |
| | 23 | 135 | 105 | 3 | 2 | 5 | 5 | 5 |
| | 25 | 91 | 52 | 21 | 6 | 3 | 0 | 4 |
| | 26 | 119 | 76 | 23 | 4 | 3 | 2 | 3 |
| Leg. Dist. 27 | | 4,774 | 3,330 | 592 | 145 | 131 | 70 | 197 |
| Leg. Dist. 28 | | | | | | | | |
| | 1 | 117 | 75 | 22 | 10 | 4 | 0 | 1 |
| | 2 | 112 | 68 | 15 | 9 | 4 | 1 | 9 |
| | 3 | 82 | 64 | 8 | 0 | 1 | 2 | 0 |
| | 4 | 91 | 48 | 22 | 2 | 3 | 4 | 2 |
| | 5 | 117 | 68 | 31 | 3 | 1 | 3 | 2 |
| | 6 | 246 | 144 | 37 | 21 | 10 | 4 | 12 |
| | 7 | 234 | 136 | 63 | 14 | 4 | 5 | 2 |
| | 8 | 160 | 118 | 17 | 3 | 1 | 2 | 5 |
| | 9 | 150 | 77 | 37 | 10 | 7 | 2 | 9 |

GOVERNOR AND LIEUTENANT GOVERNOR
PART 1 OF 2
DETAIL

| LEGISLATIVE DISTRICT OR TOWN | ELECTION DISTRICT | TOTAL VOTES | ANDREW M. CUOMO AND KATHY C. HOCHUL | ROB ASTORINO AND CHRIS MOSS | ROB ASTORINO AND CHRIS MOSS | ANDREW M. CUOMO AND KATHY C. HOCHUL | ANDREW M. CUOMO AND KATHY C. HOCHUL | HOWIE HAWKINS AND BRIAN P. JONES |
|------------------------------------|----------------------|----------------|---|---|---|---|---|---|
| | | | DEM | REP | CON | WOR | IND | GRE |
| Leg. Dist. 28 | | | | | | | | |
| | 10 | 43 | 26 | 8 | 1 | 2 | 3 | 1 |
| | 11 | 102 | 58 | 21 | 2 | 6 | 2 | 0 |
| | 12 | 73 | 49 | 11 | 2 | 3 | 1 | 2 |
| | 13 | 134 | 87 | 25 | 6 | 2 | 5 | 2 |
| | 14 | 121 | 85 | 14 | 8 | 2 | 3 | 4 |
| | 15 | 52 | 36 | 8 | 2 | 1 | 1 | 0 |
| | 16 | 127 | 70 | 25 | 6 | 9 | 2 | 6 |
| | 17 | 23 | 11 | 7 | 3 | 0 | 1 | 0 |
| | 18 | 107 | 60 | 26 | 7 | 4 | 1 | 5 |
| | 19 | 3 | 0 | 2 | 0 | 0 | 0 | 0 |
| | 20 | 193 | 104 | 52 | 7 | 6 | 3 | 6 |
| | 21 | 182 | 109 | 32 | 6 | 8 | 5 | 11 |
| | 22 | 75 | 55 | 13 | 0 | 1 | 0 | 0 |
| Leg. Dist. 28 | | 2,544 | 1,548 | 496 | 122 | 79 | 50 | 79 |
| Leg. Dist. 29 | | | | | | | | |
| | 1 | 17 | 10 | 3 | 0 | 1 | 0 | 0 |
| | 2 | 48 | 31 | 6 | 0 | 3 | 1 | 2 |
| | 3 | 7 | 6 | 0 | 0 | 0 | 0 | 0 |
| | 4 | 125 | 80 | 24 | 4 | 2 | 4 | 2 |
| | 5 | 171 | 112 | 30 | 9 | 4 | 1 | 6 |
| | 6 | 104 | 68 | 19 | 1 | 3 | 1 | 3 |
| | 7 | 137 | 66 | 37 | 8 | 13 | 3 | 5 |
| | 8 | 41 | 27 | 7 | 2 | 2 | 0 | 0 |
| | 9 | 262 | 181 | 44 | 5 | 4 | 4 | 4 |
| | 10 | 223 | 161 | 29 | 9 | 2 | 3 | 2 |

GOVERNOR AND LIEUTENANT GOVERNOR
PART 1 OF 2
DETAIL

| LEGISLATIVE DISTRICT OR TOWN | ELECTION DISTRICT | TOTAL VOTES | ANDREW M. CUOMO AND KATHY C. HOCHUL | ROB ASTORINO AND CHRIS MOSS | ROB ASTORINO AND CHRIS MOSS | ANDREW M. CUOMO AND KATHY C. HOCHUL | ANDREW M. CUOMO AND KATHY C. HOCHUL | HOWIE HAWKINS AND BRIAN P. JONES |
|------------------------------------|----------------------|----------------|---|---|---|---|---|---|
| | | | DEM | REP | CON | WOR | IND | GRE |
| Leg. Dist. 29 | 11 | 175 | 101 | 40 | 12 | 3 | 5 | 1 |
| | 12 | 185 | 123 | 23 | 10 | 4 | 1 | 6 |
| | 13 | 98 | 65 | 12 | 1 | 2 | 2 | 1 |
| | 14 | 69 | 46 | 10 | 2 | 1 | 0 | 0 |
| | 15 | 114 | 81 | 17 | 3 | 1 | 1 | 1 |
| | 16 | 57 | 42 | 6 | 2 | 1 | 2 | 1 |
| | 17 | 133 | 63 | 38 | 13 | 1 | 2 | 10 |
| | 18 | 239 | 112 | 60 | 18 | 4 | 7 | 16 |
| | 19 | 99 | 64 | 17 | 1 | 4 | 0 | 3 |
| | 20 | 194 | 136 | 19 | 4 | 3 | 1 | 11 |
| | 21 | 199 | 109 | 43 | 5 | 9 | 9 | 8 |
| | 22 | 127 | 97 | 6 | 0 | 2 | 2 | 3 |
| | 23 | 183 | 147 | 19 | 0 | 5 | 0 | 0 |
| | 24 | 229 | 162 | 33 | 7 | 3 | 3 | 3 |
| | 25/28 | 255 | 183 | 36 | 14 | 1 | 4 | 6 |
| | 26 | 68 | 45 | 9 | 3 | 3 | 0 | 1 |
| | 27 | 1 | 0 | 0 | 1 | 0 | 0 | 0 |
| Leg. Dist. 29 | | 3,560 | 2,318 | 587 | 134 | 81 | 56 | 95 |
| CITY Brighton | | 35,154 | 21,072 | 5,896 | 1,395 | 1,280 | 654 | 2,401 |
| | 1 | 329 | 168 | 73 | 14 | 12 | 7 | 33 |
| | 2 | 201 | 76 | 60 | 19 | 11 | 6 | 18 |
| | 3 | 276 | 139 | 75 | 16 | 13 | 7 | 15 |
| | 4 | 273 | 130 | 60 | 9 | 19 | 10 | 32 |
| | 5 | 278 | 146 | 46 | 13 | 20 | 5 | 28 |

GOVERNOR AND LIEUTENANT GOVERNOR
PART 1 OF 2
DETAIL

| LEGISLATIVE DISTRICT OR TOWN | ELECTION DISTRICT | TOTAL VOTES | ANDREW M. CUOMO AND KATHY C. HOCHUL | ROB ASTORINO AND CHRIS MOSS | ROB ASTORINO AND CHRIS MOSS | ANDREW M. CUOMO AND KATHY C. HOCHUL | ANDREW M. CUOMO AND KATHY C. HOCHUL | HOWIE HAWKINS AND BRIAN P. JONES |
|------------------------------------|----------------------|----------------|---|---|---|---|---|---|
| | | | DEM | REP | CON | WOR | IND | GRE |
| Brighton | 6 | 387 | 183 | 126 | 16 | 14 | 6 | 26 |
| | 7 | 224 | 90 | 58 | 16 | 12 | 9 | 21 |
| | 8 | 296 | 147 | 102 | 12 | 6 | 8 | 5 |
| | 9 | 262 | 125 | 60 | 16 | 12 | 3 | 28 |
| | 10 | 319 | 173 | 66 | 14 | 15 | 7 | 24 |
| | 11 | 327 | 139 | 98 | 17 | 13 | 6 | 38 |
| | 12 | 354 | 176 | 80 | 15 | 17 | 11 | 31 |
| | 13 | 221 | 97 | 69 | 9 | 4 | 8 | 17 |
| | 14 | 153 | 85 | 32 | 3 | 4 | 6 | 12 |
| | 15 | 227 | 98 | 66 | 19 | 16 | 2 | 20 |
| | 16 | 195 | 72 | 80 | 14 | 1 | 5 | 6 |
| | 17 | 118 | 90 | 19 | 0 | 1 | 3 | 2 |
| | 18 | 253 | 122 | 56 | 10 | 11 | 9 | 26 |
| | 19 | 189 | 98 | 40 | 12 | 10 | 7 | 13 |
| | 20 | 160 | 88 | 38 | 18 | 5 | 1 | 2 |
| | 21 | 242 | 114 | 64 | 10 | 12 | 6 | 18 |
| | 22 | 284 | 153 | 72 | 20 | 6 | 3 | 12 |
| | 23 | 233 | 128 | 54 | 13 | 4 | 6 | 17 |
| | 24 | 326 | 177 | 89 | 15 | 7 | 6 | 16 |
| | 25 | 237 | 121 | 45 | 8 | 21 | 3 | 22 |
| | 26 | 207 | 95 | 71 | 10 | 8 | 5 | 9 |
| | 27 | 225 | 110 | 52 | 10 | 7 | 5 | 20 |
| | 28 | 335 | 165 | 84 | 12 | 14 | 11 | 38 |
| | 29 | 221 | 110 | 64 | 17 | 5 | 4 | 6 |
| | 30 | 505 | 299 | 106 | 12 | 11 | 14 | 29 |
| | 31 | 241 | 133 | 52 | 4 | 13 | 4 | 20 |

GOVERNOR AND LIEUTENANT GOVERNOR
PART 1 OF 2
DETAIL

| LEGISLATIVE DISTRICT OR TOWN | ELECTION DISTRICT | TOTAL VOTES | ANDREW M. CUOMO AND KATHY C. HOCHUL | ROB ASTORINO AND CHRIS MOSS | ROB ASTORINO AND CHRIS MOSS | ANDREW M. CUOMO AND KATHY C. HOCHUL | ANDREW M. CUOMO AND KATHY C. HOCHUL | HOWIE HAWKINS AND BRIAN P. JONES |
|------------------------------------|----------------------|----------------|---|---|---|---|---|---|
| | | | DEM | REP | CON | WOR | IND | GRE |
| Brighton | 32 | 295 | 152 | 58 | 17 | 16 | 13 | 24 |
| | 33 | 322 | 176 | 73 | 11 | 9 | 7 | 29 |
| | 34 | 281 | 115 | 67 | 24 | 12 | 9 | 33 |
| | 35 | 230 | 126 | 46 | 8 | 10 | 5 | 18 |
| | 36 | 144 | 77 | 33 | 13 | 1 | 3 | 5 |
| | 37 | 261 | 154 | 53 | 11 | 8 | 3 | 18 |
| | 38 | 287 | 141 | 86 | 11 | 17 | 4 | 17 |
| | 39 | 248 | 106 | 77 | 24 | 6 | 4 | 18 |
| | 40 | 422 | 242 | 94 | 12 | 18 | 14 | 20 |
| | 41 | 262 | 143 | 63 | 14 | 7 | 4 | 18 |
| | 42 | 98 | 50 | 21 | 9 | 4 | 4 | 7 |
| | 43 | 239 | 121 | 67 | 16 | 1 | 5 | 12 |
| | 44 | 73 | 31 | 20 | 4 | 2 | 3 | 4 |
| | 45 | 161 | 69 | 66 | 10 | 3 | 3 | 5 |
| | 46 | 155 | 95 | 33 | 7 | 3 | 1 | 8 |
| Brighton | | 11,576 | 5,845 | 2,914 | 584 | 441 | 275 | 840 |
| Chili | 1 | 215 | 61 | 111 | 27 | 5 | 3 | 2 |
| | 2 | 360 | 58 | 200 | 54 | 12 | 4 | 13 |
| | 3 | 347 | 120 | 141 | 33 | 2 | 7 | 21 |
| | 4 | 211 | 59 | 98 | 34 | 5 | 3 | 3 |
| | 5 | 248 | 90 | 102 | 29 | 3 | 6 | 7 |
| | 6 | 261 | 95 | 107 | 29 | 3 | 8 | 9 |
| | 7 | 133 | 60 | 46 | 14 | 2 | 0 | 5 |
| | 8 | 280 | 83 | 125 | 44 | 2 | 5 | 5 |

GOVERNOR AND LIEUTENANT GOVERNOR
PART 1 OF 2
DETAIL

| LEGISLATIVE DISTRICT OR TOWN | ELECTION DISTRICT | TOTAL VOTES | ANDREW M. CUOMO AND KATHY C. HOCHUL | ROB ASTORINO AND CHRIS MOSS | ROB ASTORINO AND CHRIS MOSS | ANDREW M. CUOMO AND KATHY C. HOCHUL | ANDREW M. CUOMO AND KATHY C. HOCHUL | HOWIE HAWKINS AND BRIAN P. JONES |
|------------------------------------|----------------------|----------------|---|---|---|---|---|---|
| | | | DEM | REP | CON | WOR | IND | GRE |
| Chili | 9 | 272 | 95 | 110 | 26 | 6 | 7 | 9 |
| | 10 | 185 | 30 | 95 | 40 | 6 | 2 | 2 |
| | 11 | 262 | 77 | 116 | 33 | 1 | 5 | 10 |
| | 12 | 252 | 89 | 102 | 29 | 5 | 7 | 8 |
| | 13 | 405 | 114 | 201 | 48 | 9 | 7 | 5 |
| | 14 | 267 | 73 | 136 | 37 | 3 | 3 | 4 |
| | 15 | 249 | 73 | 131 | 26 | 2 | 3 | 4 |
| | 16 | 541 | 173 | 245 | 70 | 6 | 4 | 25 |
| | 17 | 651 | 210 | 311 | 71 | 15 | 6 | 9 |
| | 18 | 268 | 79 | 130 | 35 | 3 | 4 | 8 |
| | 19 | 274 | 106 | 121 | 23 | 3 | 4 | 5 |
| | 20 | 365 | 146 | 132 | 36 | 8 | 7 | 13 |
| | 21 | 196 | 78 | 78 | 14 | 3 | 5 | 5 |
| | 22 | 211 | 96 | 63 | 22 | 7 | 4 | 5 |
| | 23 | 204 | 60 | 94 | 27 | 6 | 4 | 4 |
| | 24 | 468 | 162 | 196 | 52 | 7 | 11 | 15 |
| | 25 | 196 | 93 | 52 | 18 | 4 | 5 | 3 |
| | 26 | 354 | 99 | 170 | 47 | 3 | 7 | 4 |
| | 27 | 249 | 84 | 104 | 34 | 4 | 4 | 5 |
| | 28 | 233 | 91 | 92 | 24 | 6 | 2 | 6 |
| | 29 | 197 | 57 | 89 | 24 | 5 | 7 | 6 |
| | 30 | 141 | 30 | 66 | 19 | 2 | 0 | 9 |
| | 31 | 264 | 106 | 106 | 20 | 6 | 8 | 5 |
| | 32 | 261 | 69 | 113 | 40 | 13 | 2 | 4 |
| Chili | | 9,020 | 2,916 | 3,983 | 1,079 | 167 | 154 | 238 |

GOVERNOR AND LIEUTENANT GOVERNOR
PART 1 OF 2
DETAIL

| LEGISLATIVE DISTRICT OR TOWN | ELECTION DISTRICT | TOTAL VOTES | ANDREW M. CUOMO AND KATHY C. HOCHUL | ROB ASTORINO AND CHRIS MOSS | ROB ASTORINO AND CHRIS MOSS | ANDREW M. CUOMO AND KATHY C. HOCHUL | ANDREW M. CUOMO AND KATHY C. HOCHUL | HOWIE HAWKINS AND BRIAN P. JONES |
|------------------------------------|----------------------|----------------|---|---|---|---|---|---|
| | | | DEM | REP | CON | WOR | IND | GRE |
| Clarkson | | | | | | | | |
| | 1 | 400 | 111 | 185 | 61 | 5 | 12 | 13 |
| | 2 | 54 | 9 | 29 | 9 | 0 | 1 | 1 |
| | 3 | 345 | 99 | 160 | 36 | 6 | 2 | 12 |
| | 4 | 440 | 104 | 238 | 60 | 1 | 10 | 10 |
| | 5 | 508 | 125 | 227 | 91 | 9 | 9 | 11 |
| | 6 | 229 | 55 | 120 | 35 | 2 | 4 | 5 |
| Clarkson | | 1,976 | 503 | 959 | 292 | 23 | 38 | 52 |
| East Rochester | | | | | | | | |
| | 1 | 287 | 112 | 115 | 22 | 2 | 5 | 10 |
| | 2 | 247 | 101 | 98 | 19 | 6 | 5 | 9 |
| | 3 | 254 | 107 | 83 | 25 | 6 | 8 | 13 |
| | 4 | 201 | 83 | 76 | 9 | 2 | 7 | 9 |
| | 5 | 184 | 74 | 66 | 14 | 5 | 3 | 7 |
| | 6 | 258 | 122 | 77 | 20 | 6 | 2 | 11 |
| | 7 | 228 | 73 | 93 | 25 | 5 | 5 | 5 |
| East Rochester | | 1,659 | 672 | 608 | 134 | 32 | 35 | 64 |
| Gates | | | | | | | | |
| | 1 | 158 | 55 | 60 | 12 | 7 | 3 | 7 |
| | 2 | 213 | 108 | 69 | 11 | 3 | 6 | 3 |
| | 3 | 205 | 78 | 82 | 21 | 1 | 4 | 7 |
| | 4 | 229 | 93 | 89 | 27 | 4 | 5 | 5 |
| | 5 | 298 | 125 | 112 | 24 | 7 | 5 | 16 |
| | 6 | 238 | 97 | 93 | 18 | 7 | 3 | 10 |
| | 7 | 475 | 169 | 209 | 30 | 19 | 12 | 9 |
| | 8 | 199 | 81 | 89 | 11 | 2 | 5 | 3 |

GOVERNOR AND LIEUTENANT GOVERNOR
PART 1 OF 2
DETAIL

| LEGISLATIVE DISTRICT OR TOWN | ELECTION DISTRICT | TOTAL VOTES | ANDREW M. CUOMO AND KATHY C. HOCHUL | ROB ASTORINO AND CHRIS MOSS | ROB ASTORINO AND CHRIS MOSS | ANDREW M. CUOMO AND KATHY C. HOCHUL | ANDREW M. CUOMO AND KATHY C. HOCHUL | HOWIE HAWKINS AND BRIAN P. JONES |
|------------------------------------|----------------------|----------------|---|---|---|---|---|---|
| | | | DEM | REP | CON | WOR | IND | GRE |
| Gates | 9 | 261 | 120 | 102 | 18 | 3 | 2 | 3 |
| | 10 | 150 | 73 | 49 | 14 | 1 | 1 | 0 |
| | 11 | 178 | 68 | 75 | 10 | 8 | 2 | 3 |
| | 12 | 159 | 70 | 62 | 12 | 2 | 1 | 6 |
| | 13 | 215 | 98 | 78 | 15 | 5 | 6 | 0 |
| | 14 | 196 | 100 | 53 | 19 | 4 | 8 | 2 |
| | 15 | 346 | 131 | 145 | 27 | 7 | 5 | 7 |
| | 16 | 185 | 82 | 71 | 14 | 4 | 2 | 7 |
| | 17 | 212 | 83 | 80 | 25 | 3 | 4 | 7 |
| | 18 | 268 | 87 | 123 | 34 | 3 | 1 | 4 |
| | 19 | 234 | 75 | 104 | 28 | 1 | 8 | 3 |
| | 20 | 228 | 80 | 100 | 22 | 4 | 5 | 10 |
| | 21 | 215 | 93 | 77 | 19 | 6 | 5 | 4 |
| | 22 | 197 | 72 | 85 | 23 | 2 | 4 | 5 |
| | 23 | 234 | 86 | 84 | 33 | 2 | 6 | 9 |
| | 24 | 277 | 115 | 111 | 18 | 3 | 5 | 6 |
| | 25 | 189 | 76 | 67 | 16 | 5 | 2 | 11 |
| | 26 | 291 | 97 | 130 | 33 | 2 | 9 | 6 |
| | 27 | 289 | 136 | 97 | 32 | 3 | 3 | 6 |
| | 28 | 188 | 67 | 83 | 10 | 3 | 3 | 8 |
| | 29 | 212 | 79 | 86 | 21 | 2 | 2 | 2 |
| | 30 | 163 | 82 | 58 | 11 | 2 | 2 | 1 |
| | 31 | 188 | 70 | 85 | 16 | 5 | 1 | 1 |
| | 32 | 271 | 94 | 108 | 29 | 6 | 7 | 8 |
| | 33 | 108 | 56 | 29 | 5 | 6 | 5 | 5 |
| | 34 | 210 | 89 | 77 | 22 | 1 | 2 | 7 |

GOVERNOR AND LIEUTENANT GOVERNOR
PART 1 OF 2
DETAIL

| LEGISLATIVE DISTRICT OR TOWN | ELECTION DISTRICT | TOTAL VOTES | ANDREW M. CUOMO AND KATHY C. HOCHUL | ROB ASTORINO AND CHRIS MOSS | ROB ASTORINO AND CHRIS MOSS | ANDREW M. CUOMO AND KATHY C. HOCHUL | ANDREW M. CUOMO AND KATHY C. HOCHUL | HOWIE HAWKINS AND BRIAN P. JONES |
|------------------------------------|----------------------|----------------|---|---|---|---|---|---|
| | | | DEM | REP | CON | WOR | IND | GRE |
| Gates | 35 | 163 | 69 | 62 | 12 | 3 | 3 | 3 |
| Gates | | 7,842 | 3,154 | 3,084 | 692 | 146 | 147 | 194 |
| Greece | 1 | 249 | 82 | 111 | 26 | 9 | 4 | 3 |
| | 2 | 301 | 73 | 146 | 40 | 8 | 6 | 11 |
| | 3 | 225 | 85 | 101 | 19 | 1 | 5 | 5 |
| | 4 | 192 | 72 | 70 | 25 | 3 | 3 | 3 |
| | 5 | 174 | 57 | 71 | 22 | 4 | 4 | 8 |
| | 6 | 166 | 66 | 53 | 31 | 4 | 1 | 2 |
| | 7 | 231 | 86 | 90 | 23 | 7 | 5 | 8 |
| | 8 | 199 | 58 | 86 | 19 | 5 | 5 | 6 |
| | 9 | 178 | 55 | 84 | 18 | 0 | 3 | 7 |
| | 10 | 183 | 54 | 82 | 18 | 8 | 2 | 11 |
| | 11 | 79 | 30 | 32 | 5 | 0 | 2 | 6 |
| | 12 | 123 | 53 | 40 | 12 | 5 | 2 | 4 |
| | 13 | 203 | 79 | 72 | 25 | 2 | 1 | 4 |
| | 14 | 160 | 63 | 59 | 20 | 4 | 3 | 2 |
| | 15 | 214 | 71 | 104 | 26 | 0 | 7 | 0 |
| | 16 | 169 | 45 | 90 | 15 | 3 | 3 | 7 |
| | 17 | 304 | 99 | 149 | 31 | 2 | 2 | 11 |
| | 18 | 260 | 78 | 118 | 27 | 2 | 6 | 10 |
| | 19 | 199 | 76 | 77 | 19 | 7 | 6 | 2 |
| | 20 | 175 | 50 | 65 | 28 | 2 | 3 | 10 |
| | 21 | 232 | 74 | 97 | 25 | 7 | 1 | 5 |
| | 22 | 175 | 59 | 72 | 15 | 3 | 4 | 7 |

GOVERNOR AND LIEUTENANT GOVERNOR
PART 1 OF 2
DETAIL

| LEGISLATIVE DISTRICT OR TOWN | ELECTION DISTRICT | TOTAL VOTES | ANDREW M. CUOMO AND KATHY C. HOCHUL | ROB ASTORINO AND CHRIS MOSS | ROB ASTORINO AND CHRIS MOSS | ANDREW M. CUOMO AND KATHY C. HOCHUL | ANDREW M. CUOMO AND KATHY C. HOCHUL | HOWIE HAWKINS AND BRIAN P. JONES |
|------------------------------------|----------------------|----------------|---|---|---|---|---|---|
| | | | DEM | REP | CON | WOR | IND | GRE |
| Greece | | | | | | | | |
| | 23 | 337 | 154 | 116 | 26 | 5 | 6 | 13 |
| | 24 | 333 | 114 | 155 | 35 | 3 | 7 | 7 |
| | 25 | 223 | 78 | 94 | 18 | 6 | 5 | 4 |
| | 26 | 169 | 65 | 68 | 20 | 3 | 1 | 5 |
| | 27 | 297 | 109 | 121 | 38 | 3 | 6 | 6 |
| | 28 | 287 | 83 | 129 | 35 | 8 | 10 | 8 |
| | 29 | 242 | 98 | 90 | 24 | 5 | 2 | 7 |
| | 30 | 175 | 75 | 56 | 23 | 1 | 6 | 5 |
| | 31 | 192 | 81 | 64 | 22 | 3 | 10 | 4 |
| | 32 | 205 | 79 | 75 | 25 | 5 | 7 | 4 |
| | 33 | 283 | 66 | 141 | 41 | 4 | 4 | 6 |
| | 34 | 273 | 95 | 113 | 35 | 5 | 3 | 17 |
| | 35 | 264 | 90 | 111 | 30 | 5 | 7 | 8 |
| | 36 | 300 | 126 | 118 | 29 | 7 | 5 | 8 |
| | 37 | 197 | 63 | 90 | 28 | 1 | 1 | 3 |
| | 38 | 359 | 125 | 155 | 41 | 8 | 6 | 8 |
| | 39 | 178 | 68 | 73 | 20 | 4 | 5 | 2 |
| | 40 | 185 | 67 | 78 | 13 | 3 | 1 | 6 |
| | 41 | 311 | 115 | 125 | 33 | 4 | 4 | 11 |
| | 42 | 205 | 85 | 61 | 28 | 7 | 5 | 6 |
| | 43 | 228 | 62 | 102 | 37 | 5 | 2 | 3 |
| | 44 | 343 | 100 | 170 | 39 | 10 | 4 | 4 |
| | 45 | 380 | 92 | 209 | 42 | 5 | 1 | 3 |
| | 46 | 147 | 53 | 50 | 25 | 2 | 1 | 6 |
| | 47 | 246 | 100 | 84 | 35 | 5 | 3 | 9 |
| | 48 | 171 | 63 | 70 | 15 | 0 | 7 | 6 |

GOVERNOR AND LIEUTENANT GOVERNOR
PART 1 OF 2
DETAIL

| LEGISLATIVE DISTRICT OR TOWN | ELECTION DISTRICT | TOTAL VOTES | ANDREW M. CUOMO AND KATHY C. HOCHUL | ROB ASTORINO AND CHRIS MOSS | ROB ASTORINO AND CHRIS MOSS | ANDREW M. CUOMO AND KATHY C. HOCHUL | ANDREW M. CUOMO AND KATHY C. HOCHUL | HOWIE HAWKINS AND BRIAN P. JONES |
|------------------------------------|----------------------|----------------|---|---|---|---|---|---|
| | | | DEM | REP | CON | WOR | IND | GRE |
| Greece | | | | | | | | |
| | 49 | 193 | 80 | 73 | 17 | 7 | 6 | 2 |
| | 50 | 229 | 86 | 87 | 29 | 1 | 7 | 6 |
| | 51 | 154 | 46 | 76 | 13 | 4 | 3 | 3 |
| | 52 | 294 | 101 | 124 | 29 | 7 | 3 | 7 |
| | 53 | 200 | 95 | 67 | 14 | 3 | 4 | 1 |
| | 54 | 287 | 73 | 136 | 38 | 9 | 7 | 7 |
| | 55 | 209 | 69 | 86 | 29 | 1 | 4 | 7 |
| | 56 | 292 | 101 | 135 | 34 | 6 | 4 | 3 |
| | 57 | 235 | 80 | 106 | 27 | 3 | 4 | 7 |
| | 58 | 332 | 116 | 137 | 39 | 4 | 8 | 12 |
| | 59 | 113 | 49 | 28 | 20 | 2 | 2 | 5 |
| | 60 | 198 | 79 | 77 | 17 | 1 | 6 | 8 |
| | 61 | 219 | 81 | 92 | 18 | 4 | 7 | 8 |
| | 62 | 285 | 114 | 109 | 28 | 6 | 4 | 7 |
| | 63 | 275 | 108 | 87 | 29 | 2 | 5 | 18 |
| | 64 | 197 | 68 | 90 | 14 | 1 | 4 | 4 |
| | 65 | 240 | 116 | 92 | 10 | 1 | 5 | 9 |
| | 66 | 125 | 65 | 38 | 12 | 0 | 3 | 0 |
| | 67 | 233 | 71 | 90 | 33 | 8 | 2 | 8 |
| | 68 | 307 | 106 | 126 | 45 | 2 | 4 | 7 |
| | 69 | 185 | 55 | 94 | 18 | 2 | 3 | 6 |
| | 70 | 614 | 188 | 297 | 68 | 9 | 14 | 13 |
| | 71 | 291 | 109 | 121 | 32 | 3 | 5 | 7 |
| | 72 | 327 | 108 | 138 | 44 | 4 | 6 | 14 |
| | 73 | 138 | 42 | 58 | 20 | 3 | 2 | 3 |
| | 74 | 198 | 86 | 66 | 21 | 3 | 4 | 4 |

GOVERNOR AND LIEUTENANT GOVERNOR
PART 1 OF 2
DETAIL

| LEGISLATIVE DISTRICT OR TOWN | ELECTION DISTRICT | TOTAL VOTES | ANDREW M. CUOMO AND KATHY C. HOCHUL | ROB ASTORINO AND CHRIS MOSS | ROB ASTORINO AND CHRIS MOSS | ANDREW M. CUOMO AND KATHY C. HOCHUL | ANDREW M. CUOMO AND KATHY C. HOCHUL | HOWIE HAWKINS AND BRIAN P. JONES |
|------------------------------------|----------------------|----------------|---|---|---|---|---|---|
| | | | DEM | REP | CON | WOR | IND | GRE |
| Greece | | | | | | | | |
| | 75 | 199 | 63 | 97 | 23 | 2 | 0 | 3 |
| | 76 | 216 | 67 | 106 | 22 | 0 | 4 | 3 |
| | 77 | 323 | 135 | 132 | 30 | 2 | 3 | 10 |
| | 78 | 179 | 59 | 81 | 18 | 4 | 5 | 3 |
| | 79 | 416 | 130 | 198 | 58 | 6 | 3 | 2 |
| | 80 | 341 | 124 | 151 | 39 | 5 | 3 | 3 |
| | 81 | 184 | 69 | 78 | 17 | 3 | 3 | 3 |
| | 82 | 207 | 82 | 80 | 24 | 5 | 2 | 4 |
| | 83 | 126 | 51 | 48 | 15 | 3 | 2 | 3 |
| | 84 | 303 | 114 | 131 | 26 | 4 | 5 | 6 |
| | 85 | 309 | 99 | 121 | 46 | 8 | 9 | 10 |
| | 86 | 372 | 143 | 152 | 38 | 5 | 6 | 2 |
| | 87 | 224 | 85 | 78 | 30 | 3 | 7 | 7 |
| | 88 | 248 | 91 | 93 | 32 | 4 | 3 | 10 |
| | 89 | 198 | 68 | 96 | 19 | 6 | 2 | 2 |
| | 90 | 280 | 79 | 138 | 37 | 1 | 8 | 6 |
| | 91 | 454 | 133 | 223 | 45 | 1 | 17 | 16 |
| | 92 | 364 | 152 | 154 | 31 | 1 | 3 | 9 |
| | 93 | 319 | 138 | 114 | 26 | 2 | 13 | 14 |
| | 94 | 269 | 88 | 117 | 35 | 6 | 3 | 12 |
| | 95 | 173 | 76 | 72 | 9 | 2 | 6 | 1 |
| | 96 | 303 | 131 | 116 | 28 | 2 | 4 | 10 |
| | 97 | 476 | 176 | 204 | 50 | 5 | 9 | 11 |
| | 98 | 388 | 131 | 169 | 42 | 13 | 6 | 6 |
| | 99 | 281 | 67 | 159 | 26 | 3 | 5 | 5 |
| | 100 | 371 | 134 | 178 | 32 | 4 | 4 | 6 |

GOVERNOR AND LIEUTENANT GOVERNOR
PART 1 OF 2
DETAIL

| LEGISLATIVE DISTRICT OR TOWN | ELECTION DISTRICT | TOTAL VOTES | ANDREW M. CUOMO AND KATHY C. HOCHUL | ROB ASTORINO AND CHRIS MOSS | ROB ASTORINO AND CHRIS MOSS | ANDREW M. CUOMO AND KATHY C. HOCHUL | ANDREW M. CUOMO AND KATHY C. HOCHUL | HOWIE HAWKINS AND BRIAN P. JONES |
|------------------------------------|----------------------|----------------|---|---|---|---|---|---|
| | | | DEM | REP | CON | WOR | IND | GRE |
| Greece | | | | | | | | |
| | 101 | 194 | 53 | 88 | 30 | 3 | 4 | 5 |
| | 102 | 365 | 115 | 163 | 44 | 8 | 12 | 8 |
| | 103 | 333 | 118 | 146 | 46 | 5 | 4 | 2 |
| | 104 | 315 | 124 | 133 | 26 | 5 | 8 | 4 |
| | 105 | 185 | 52 | 95 | 20 | 1 | 5 | 3 |
| | 106 | 220 | 62 | 105 | 26 | 4 | 3 | 5 |
| | 107 | 175 | 42 | 92 | 24 | 2 | 6 | 5 |
| | 108 | 208 | 75 | 95 | 20 | 2 | 6 | 0 |
| | 109 | 332 | 124 | 135 | 41 | 4 | 7 | 6 |
| Greece | | 27,141 | 9,513 | 11,555 | 3,019 | 433 | 513 | 682 |
| Hamlin | | | | | | | | |
| | 1 | 235 | 59 | 117 | 25 | 3 | 4 | 7 |
| | 2 | 315 | 58 | 183 | 46 | 1 | 6 | 5 |
| | 3 | 273 | 48 | 145 | 48 | 1 | 5 | 7 |
| | 4 | 231 | 41 | 117 | 36 | 4 | 5 | 5 |
| | 5 | 253 | 46 | 138 | 44 | 3 | 7 | 5 |
| | 6 | 205 | 58 | 93 | 28 | 6 | 3 | 7 |
| | 7 | 380 | 85 | 196 | 47 | 7 | 6 | 12 |
| | 8 | 179 | 46 | 95 | 22 | 3 | 1 | 3 |
| | 9 | 180 | 49 | 97 | 20 | 2 | 4 | 2 |
| | 10 | 330 | 77 | 167 | 48 | 4 | 3 | 10 |
| Hamlin | | 2,581 | 567 | 1,348 | 364 | 34 | 44 | 63 |
| Henrietta | | | | | | | | |
| | 1 | 337 | 107 | 157 | 28 | 2 | 8 | 17 |
| | 2 | 265 | 88 | 119 | 24 | 7 | 9 | 7 |

GOVERNOR AND LIEUTENANT GOVERNOR
PART 1 OF 2
DETAIL

| LEGISLATIVE DISTRICT OR TOWN | ELECTION DISTRICT | TOTAL VOTES | ANDREW M. CUOMO AND KATHY C. HOCHUL | ROB ASTORINO AND CHRIS MOSS | ROB ASTORINO AND CHRIS MOSS | ANDREW M. CUOMO AND KATHY C. HOCHUL | ANDREW M. CUOMO AND KATHY C. HOCHUL | HOWIE HAWKINS AND BRIAN P. JONES |
|------------------------------------|----------------------|----------------|---|---|---|---|---|---|
| | | | DEM | REP | CON | WOR | IND | GRE |
| Henrietta | | | | | | | | |
| | 3 | 123 | 54 | 34 | 10 | 2 | 5 | 11 |
| | 4 | 305 | 164 | 77 | 14 | 9 | 9 | 13 |
| | 5 | 280 | 94 | 117 | 31 | 11 | 6 | 7 |
| | 6 | 269 | 89 | 110 | 28 | 6 | 5 | 11 |
| | 7 | 258 | 119 | 80 | 29 | 4 | 3 | 7 |
| | 8 | 253 | 97 | 106 | 11 | 5 | 9 | 9 |
| | 9 | 200 | 87 | 80 | 11 | 4 | 3 | 9 |
| | 10 | 237 | 86 | 96 | 21 | 1 | 12 | 14 |
| | 11 | 242 | 119 | 80 | 20 | 3 | 2 | 1 |
| | 12 | 236 | 86 | 94 | 20 | 5 | 8 | 7 |
| | 13 | 361 | 123 | 157 | 36 | 8 | 5 | 15 |
| | 14 | 201 | 77 | 79 | 19 | 4 | 2 | 4 |
| | 15 | 286 | 119 | 101 | 17 | 9 | 8 | 12 |
| | 16 | 180 | 76 | 68 | 21 | 3 | 3 | 4 |
| | 17 | 329 | 127 | 105 | 35 | 9 | 10 | 24 |
| | 18 | 308 | 129 | 110 | 26 | 8 | 5 | 12 |
| | 19 | 249 | 79 | 109 | 25 | 3 | 3 | 15 |
| | 20 | 371 | 128 | 162 | 31 | 5 | 7 | 18 |
| | 21 | 205 | 87 | 70 | 11 | 5 | 6 | 14 |
| | 22 | 400 | 178 | 137 | 33 | 8 | 11 | 15 |
| | 23 | 218 | 88 | 84 | 17 | 4 | 4 | 9 |
| | 24 | 290 | 116 | 105 | 24 | 3 | 7 | 16 |
| | 25 | 264 | 101 | 100 | 31 | 7 | 8 | 6 |
| | 26 | 549 | 217 | 201 | 55 | 14 | 9 | 16 |
| | 27 | 437 | 153 | 176 | 46 | 10 | 9 | 21 |
| | 28 | 339 | 110 | 156 | 36 | 3 | 5 | 13 |

GOVERNOR AND LIEUTENANT GOVERNOR
PART 1 OF 2
DETAIL

| LEGISLATIVE DISTRICT OR TOWN | ELECTION DISTRICT | TOTAL VOTES | ANDREW M. CUOMO AND KATHY C. HOCHUL | ROB ASTORINO AND CHRIS MOSS | ROB ASTORINO AND CHRIS MOSS | ANDREW M. CUOMO AND KATHY C. HOCHUL | ANDREW M. CUOMO AND KATHY C. HOCHUL | HOWIE HAWKINS AND BRIAN P. JONES |
|------------------------------------|----------------------|----------------|---|---|---|---|---|---|
| | | | DEM | REP | CON | WOR | IND | GRE |
| Henrietta | | | | | | | | |
| | 29 | 657 | 275 | 245 | 56 | 13 | 14 | 23 |
| | 30 | 540 | 249 | 188 | 42 | 4 | 15 | 17 |
| | 31 | 150 | 65 | 46 | 17 | 1 | 5 | 6 |
| | 32 | 381 | 186 | 128 | 20 | 8 | 4 | 8 |
| | 33 | 200 | 72 | 85 | 14 | 6 | 6 | 8 |
| | 34 | 148 | 65 | 57 | 8 | 3 | 4 | 1 |
| | 35 | 339 | 101 | 158 | 33 | 10 | 12 | 9 |
| Henrietta | | 10,407 | 4,111 | 3,977 | 900 | 207 | 241 | 399 |
| Irondequoit | | | | | | | | |
| | 1 | 351 | 150 | 131 | 27 | 3 | 7 | 14 |
| | 2 | 211 | 92 | 73 | 15 | 7 | 4 | 7 |
| | 3 | 326 | 125 | 121 | 22 | 8 | 12 | 19 |
| | 4 | 245 | 96 | 93 | 19 | 6 | 3 | 10 |
| | 5 | 238 | 103 | 83 | 13 | 7 | 7 | 13 |
| | 6 | 427 | 182 | 144 | 31 | 14 | 13 | 18 |
| | 7 | 404 | 166 | 132 | 44 | 8 | 15 | 20 |
| | 8 | 273 | 81 | 123 | 27 | 5 | 9 | 13 |
| | 9 | 274 | 125 | 100 | 20 | 4 | 4 | 7 |
| | 10 | 323 | 144 | 116 | 27 | 4 | 8 | 9 |
| | 11 | 170 | 73 | 62 | 13 | 3 | 6 | 5 |
| | 12 | 196 | 84 | 63 | 14 | 2 | 5 | 14 |
| | 13 | 351 | 157 | 108 | 20 | 7 | 9 | 27 |
| | 14 | 350 | 122 | 136 | 37 | 5 | 12 | 13 |
| | 15 | 375 | 143 | 159 | 21 | 6 | 6 | 18 |
| | 16 | 507 | 204 | 179 | 49 | 12 | 6 | 23 |

GOVERNOR AND LIEUTENANT GOVERNOR
PART 1 OF 2
DETAIL

| LEGISLATIVE DISTRICT OR TOWN | ELECTION DISTRICT | TOTAL VOTES | ANDREW M. CUOMO AND KATHY C. HOCHUL | ROB ASTORINO AND CHRIS MOSS | ROB ASTORINO AND CHRIS MOSS | ANDREW M. CUOMO AND KATHY C. HOCHUL | ANDREW M. CUOMO AND KATHY C. HOCHUL | HOWIE HAWKINS AND BRIAN P. JONES |
|------------------------------------|----------------------|----------------|---|---|---|---|---|---|
| | | | DEM | REP | CON | WOR | IND | GRE |
| Irondequoit | | | | | | | | |
| | 17 | 185 | 81 | 59 | 20 | 0 | 5 | 7 |
| | 18 | 264 | 114 | 99 | 19 | 3 | 5 | 9 |
| | 19 | 273 | 138 | 71 | 18 | 7 | 2 | 20 |
| | 20 | 270 | 108 | 101 | 15 | 8 | 7 | 14 |
| | 21 | 269 | 91 | 97 | 30 | 9 | 6 | 19 |
| | 22 | 303 | 116 | 101 | 32 | 4 | 4 | 16 |
| | 23 | 255 | 117 | 83 | 16 | 9 | 7 | 11 |
| | 24 | 237 | 96 | 77 | 20 | 8 | 6 | 13 |
| | 25 | 255 | 113 | 89 | 21 | 4 | 3 | 10 |
| | 26 | 188 | 105 | 53 | 8 | 1 | 4 | 2 |
| | 27 | 183 | 45 | 83 | 16 | 4 | 8 | 18 |
| | 28 | 234 | 89 | 86 | 21 | 1 | 4 | 11 |
| | 29 | 231 | 90 | 89 | 12 | 5 | 8 | 11 |
| | 30 | 255 | 92 | 103 | 19 | 12 | 9 | 9 |
| | 31 | 377 | 146 | 121 | 30 | 13 | 11 | 24 |
| | 32 | 255 | 104 | 95 | 21 | 5 | 7 | 15 |
| | 33 | 207 | 65 | 94 | 15 | 5 | 10 | 9 |
| | 34 | 407 | 170 | 162 | 30 | 6 | 10 | 9 |
| | 35 | 192 | 96 | 52 | 12 | 4 | 8 | 4 |
| | 36 | 141 | 70 | 43 | 8 | 1 | 1 | 4 |
| | 37 | 216 | 89 | 84 | 13 | 4 | 6 | 6 |
| | 38 | 148 | 80 | 41 | 11 | 2 | 0 | 1 |
| | 39 | 85 | 43 | 23 | 6 | 0 | 2 | 2 |
| | 40 | 168 | 65 | 61 | 9 | 1 | 7 | 12 |
| | 41 | 257 | 115 | 84 | 25 | 3 | 4 | 9 |
| | 42 | 306 | 106 | 126 | 24 | 7 | 11 | 14 |

GOVERNOR AND LIEUTENANT GOVERNOR
PART 1 OF 2
DETAIL

| LEGISLATIVE DISTRICT OR TOWN | ELECTION DISTRICT | TOTAL VOTES | ANDREW M. CUOMO AND KATHY C. HOCHUL DEM | ROB ASTORINO AND CHRIS MOSS REP | ROB ASTORINO AND CHRIS MOSS CON | ANDREW M. CUOMO AND KATHY C. HOCHUL WOR | ANDREW M. CUOMO AND KATHY C. HOCHUL IND | HOWIE HAWKINS AND BRIAN P. JONES GRE |
|------------------------------------|----------------------|----------------|--|--|--|--|--|--|
| Irondequoit | 43 | 210 | 88 | 68 | 21 | 5 | 4 | 12 |
| | 44 | 509 | 226 | 192 | 21 | 10 | 8 | 21 |
| | 45 | 212 | 103 | 80 | 8 | 1 | 6 | 3 |
| | 46 | 251 | 93 | 106 | 15 | 4 | 11 | 9 |
| | 47 | 101 | 40 | 43 | 7 | 4 | 1 | 2 |
| | 48 | 280 | 115 | 106 | 27 | 6 | 5 | 10 |
| | 49 | 238 | 91 | 83 | 22 | 2 | 9 | 14 |
| | 50 | 155 | 86 | 46 | 6 | 2 | 4 | 3 |
| | 51 | 370 | 149 | 122 | 33 | 8 | 11 | 18 |
| | 52 | 278 | 139 | 81 | 17 | 6 | 6 | 8 |
| | 53 | 216 | 99 | 73 | 18 | 6 | 4 | 5 |
| | 54 | 81 | 39 | 24 | 7 | 2 | 2 | 4 |
| | 55 | 271 | 129 | 89 | 18 | 5 | 5 | 13 |
| | 56 | 235 | 126 | 76 | 10 | 3 | 4 | 7 |
| | 57 | 354 | 156 | 120 | 26 | 9 | 9 | 13 |
| | 58 | 272 | 114 | 90 | 33 | 6 | 5 | 12 |
| | 59 | 240 | 93 | 86 | 25 | 4 | 9 | 7 |
| | 60 | 266 | 93 | 105 | 31 | 5 | 4 | 14 |
| | 61 | 348 | 163 | 118 | 25 | 6 | 8 | 8 |
| | 62 | 290 | 117 | 99 | 25 | 9 | 9 | 15 |
| | 63 | 199 | 77 | 73 | 16 | 5 | 6 | 10 |
| | 64 | 75 | 49 | 18 | 0 | 2 | 1 | 0 |
| | 65 | 164 | 101 | 35 | 8 | 6 | 2 | 5 |
| | 66 | 109 | 65 | 28 | 6 | 0 | 2 | 4 |
| | 67 | 207 | 92 | 73 | 16 | 6 | 5 | 7 |

GOVERNOR AND LIEUTENANT GOVERNOR
PART 1 OF 2
DETAIL

| LEGISLATIVE DISTRICT OR TOWN | ELECTION DISTRICT | TOTAL VOTES | ANDREW M. CUOMO AND KATHY C. HOCHUL | ROB ASTORINO AND CHRIS MOSS | ROB ASTORINO AND CHRIS MOSS | ANDREW M. CUOMO AND KATHY C. HOCHUL | ANDREW M. CUOMO AND KATHY C. HOCHUL | HOWIE HAWKINS AND BRIAN P. JONES |
|------------------------------------|----------------------|----------------|---|---|---|---|---|---|
| | | | DEM | REP | CON | WOR | IND | GRE |
| Irondequoit | 68 | 233 | 116 | 72 | 17 | 2 | 4 | 9 |
| Irondequoit | | 17,346 | 7,350 | 6,106 | 1,328 | 351 | 425 | 742 |
| Mendon | 1 | 518 | 142 | 228 | 64 | 9 | 23 | 19 |
| | 2 | 387 | 130 | 156 | 31 | 8 | 8 | 28 |
| | 3 | 462 | 147 | 206 | 51 | 5 | 9 | 15 |
| | 4 | 359 | 125 | 132 | 37 | 9 | 9 | 28 |
| | 5 | 457 | 110 | 203 | 66 | 7 | 13 | 27 |
| | 6 | 430 | 127 | 204 | 44 | 4 | 11 | 16 |
| | 7 | 475 | 146 | 228 | 50 | 2 | 12 | 19 |
| | 8 | 177 | 53 | 74 | 27 | 4 | 4 | 6 |
| | 9 | 355 | 104 | 171 | 34 | 7 | 5 | 18 |
| Mendon | | 3,620 | 1,084 | 1,602 | 404 | 55 | 94 | 176 |
| Ogden | 1 | 274 | 89 | 118 | 30 | 4 | 4 | 13 |
| | 2 | 321 | 81 | 142 | 44 | 7 | 9 | 16 |
| | 3 | 454 | 110 | 233 | 64 | 3 | 8 | 14 |
| | 4 | 319 | 78 | 159 | 47 | 3 | 5 | 5 |
| | 5 | 302 | 72 | 138 | 52 | 2 | 9 | 12 |
| | 6 | 354 | 126 | 158 | 42 | 2 | 6 | 5 |
| | 7 | 223 | 59 | 111 | 32 | 6 | 2 | 6 |
| | 8 | 319 | 84 | 171 | 30 | 3 | 7 | 5 |
| | 9 | 286 | 79 | 126 | 40 | 5 | 5 | 10 |
| | 10 | 298 | 82 | 134 | 41 | 5 | 4 | 5 |
| | 11 | 325 | 74 | 160 | 45 | 6 | 6 | 11 |

GOVERNOR AND LIEUTENANT GOVERNOR
PART 1 OF 2
DETAIL

| LEGISLATIVE DISTRICT OR TOWN | ELECTION DISTRICT | TOTAL VOTES | ANDREW M. CUOMO AND KATHY C. HOCHUL | ROB ASTORINO AND CHRIS MOSS | ROB ASTORINO AND CHRIS MOSS | ANDREW M. CUOMO AND KATHY C. HOCHUL | ANDREW M. CUOMO AND KATHY C. HOCHUL | HOWIE HAWKINS AND BRIAN P. JONES |
|------------------------------------|----------------------|----------------|---|---|---|---|---|---|
| | | | DEM | REP | CON | WOR | IND | GRE |
| Ogden | 12 | 362 | 87 | 181 | 52 | 6 | 5 | 10 |
| | 13 | 269 | 69 | 132 | 35 | 6 | 4 | 8 |
| | 14 | 271 | 65 | 146 | 33 | 6 | 6 | 5 |
| | 15 | 388 | 103 | 195 | 53 | 1 | 9 | 9 |
| | 16 | 205 | 39 | 115 | 38 | 2 | 2 | 1 |
| | 17 | 241 | 54 | 124 | 30 | 6 | 5 | 11 |
| | 18 | 375 | 104 | 177 | 53 | 9 | 5 | 7 |
| | 19 | 403 | 128 | 183 | 46 | 6 | 12 | 8 |
| | 20 | 378 | 87 | 192 | 71 | 0 | 9 | 1 |
| Ogden | | 6,367 | 1,670 | 3,095 | 878 | 88 | 122 | 162 |
| Parma | 1 | 354 | 82 | 177 | 56 | 2 | 11 | 9 |
| | 2 | 387 | 97 | 186 | 63 | 4 | 5 | 11 |
| | 3 | 284 | 67 | 138 | 48 | 4 | 1 | 10 |
| | 4 | 322 | 61 | 175 | 47 | 6 | 9 | 12 |
| | 5 | 209 | 44 | 112 | 32 | 5 | 3 | 4 |
| | 6 | 144 | 33 | 67 | 30 | 2 | 0 | 7 |
| | 7 | 313 | 68 | 159 | 45 | 6 | 2 | 16 |
| | 8 | 435 | 127 | 214 | 46 | 11 | 9 | 10 |
| | 9 | 350 | 75 | 178 | 58 | 3 | 2 | 6 |
| | 10 | 339 | 59 | 186 | 64 | 3 | 6 | 4 |
| | 11 | 353 | 77 | 180 | 52 | 5 | 6 | 16 |
| | 12 | 305 | 79 | 148 | 38 | 8 | 2 | 7 |
| | 13 | 512 | 114 | 268 | 74 | 4 | 9 | 17 |
| | 14 | 225 | 59 | 117 | 28 | 3 | 2 | 2 |

GOVERNOR AND LIEUTENANT GOVERNOR
PART 1 OF 2
DETAIL

| LEGISLATIVE DISTRICT OR TOWN | ELECTION DISTRICT | TOTAL VOTES | ANDREW M. CUOMO AND KATHY C. HOCHUL | ROB ASTORINO AND CHRIS MOSS | ROB ASTORINO AND CHRIS MOSS | ANDREW M. CUOMO AND KATHY C. HOCHUL | ANDREW M. CUOMO AND KATHY C. HOCHUL | HOWIE HAWKINS AND BRIAN P. JONES |
|------------------------------------|----------------------|----------------|---|---|---|---|---|---|
| | | | DEM | REP | CON | WOR | IND | GRE |
| Parma | 15 | 321 | 56 | 164 | 56 | 5 | 6 | 9 |
| Parma | | 4,853 | 1,098 | 2,469 | 737 | 71 | 73 | 140 |
| Penfield | 1 | 143 | 67 | 44 | 19 | 1 | 3 | 3 |
| | 2 | 292 | 117 | 98 | 28 | 10 | 10 | 13 |
| | 3 | 253 | 71 | 117 | 33 | 8 | 7 | 6 |
| | 4 | 413 | 96 | 206 | 66 | 2 | 9 | 11 |
| | 5 | 346 | 114 | 137 | 30 | 11 | 10 | 25 |
| | 6 | 269 | 85 | 125 | 33 | 3 | 0 | 9 |
| | 7 | 322 | 120 | 116 | 35 | 8 | 7 | 18 |
| | 8 | 259 | 128 | 88 | 14 | 2 | 6 | 7 |
| | 9 | 404 | 201 | 106 | 25 | 10 | 14 | 21 |
| | 10 | 242 | 108 | 85 | 18 | 6 | 8 | 10 |
| | 11 | 199 | 75 | 84 | 15 | 5 | 2 | 7 |
| | 12 | 340 | 136 | 126 | 33 | 4 | 11 | 12 |
| | 13 | 325 | 146 | 115 | 27 | 3 | 10 | 11 |
| | 14 | 420 | 89 | 223 | 57 | 8 | 10 | 11 |
| | 15 | 427 | 163 | 159 | 42 | 7 | 16 | 19 |
| | 16 | 176 | 70 | 69 | 6 | 4 | 5 | 8 |
| | 17 | 345 | 140 | 126 | 28 | 10 | 11 | 9 |
| | 18 | 269 | 107 | 96 | 17 | 5 | 6 | 18 |
| | 19 | 485 | 200 | 198 | 32 | 7 | 12 | 15 |
| | 20 | 393 | 158 | 148 | 40 | 11 | 15 | 10 |
| | 21 | 345 | 134 | 123 | 32 | 10 | 5 | 18 |
| | 22 | 300 | 117 | 97 | 27 | 10 | 9 | 14 |

GOVERNOR AND LIEUTENANT GOVERNOR
PART 1 OF 2
DETAIL

| LEGISLATIVE DISTRICT OR TOWN | ELECTION DISTRICT | TOTAL VOTES | ANDREW M. CUOMO AND KATHY C. HOCHUL | ROB ASTORINO AND CHRIS MOSS | ROB ASTORINO AND CHRIS MOSS | ANDREW M. CUOMO AND KATHY C. HOCHUL | ANDREW M. CUOMO AND KATHY C. HOCHUL | HOWIE HAWKINS AND BRIAN P. JONES |
|------------------------------------|----------------------|----------------|---|---|---|---|---|---|
| | | | DEM | REP | CON | WOR | IND | GRE |
| Penfield | 23 | 419 | 161 | 163 | 40 | 9 | 10 | 21 |
| | 24 | 430 | 153 | 176 | 44 | 6 | 16 | 12 |
| | 25 | 261 | 92 | 117 | 19 | 4 | 7 | 9 |
| | 26 | 204 | 78 | 90 | 13 | 2 | 3 | 4 |
| | 27 | 353 | 144 | 121 | 28 | 7 | 11 | 20 |
| | 28 | 244 | 103 | 90 | 23 | 3 | 2 | 10 |
| | 29 | 409 | 157 | 133 | 45 | 17 | 12 | 18 |
| | 30 | 538 | 196 | 237 | 52 | 7 | 10 | 5 |
| | 31 | 187 | 95 | 59 | 11 | 3 | 4 | 9 |
| | 32 | 204 | 99 | 70 | 10 | 6 | 7 | 7 |
| | 33 | 313 | 124 | 105 | 34 | 5 | 10 | 18 |
| | 34 | 274 | 105 | 113 | 24 | 7 | 7 | 6 |
| | 35 | 486 | 209 | 178 | 33 | 8 | 11 | 18 |
| | 36 | 303 | 108 | 128 | 22 | 11 | 7 | 14 |
| | 37 | 583 | 219 | 267 | 48 | 4 | 10 | 8 |
| | 38 | 231 | 96 | 94 | 22 | 0 | 7 | 8 |
| | 39 | 234 | 70 | 105 | 24 | 5 | 9 | 9 |
| | 40 | 372 | 123 | 181 | 22 | 5 | 11 | 10 |
| | 41 | 391 | 119 | 192 | 35 | 4 | 13 | 10 |
| | 42 | 280 | 83 | 140 | 27 | 6 | 8 | 5 |
| Penfield | | 13,683 | 5,176 | 5,445 | 1,233 | 264 | 361 | 496 |
| Perinton | 1 | 493 | 178 | 197 | 50 | 6 | 12 | 22 |
| | 2 | 381 | 139 | 146 | 42 | 4 | 13 | 17 |
| | 3 | 303 | 131 | 112 | 20 | 6 | 9 | 13 |

GOVERNOR AND LIEUTENANT GOVERNOR
PART 1 OF 2
DETAIL

| LEGISLATIVE DISTRICT OR TOWN | ELECTION DISTRICT | TOTAL VOTES | ANDREW M. CUOMO AND KATHY C. HOCHUL | ROB ASTORINO AND CHRIS MOSS | ROB ASTORINO AND CHRIS MOSS | ANDREW M. CUOMO AND KATHY C. HOCHUL | ANDREW M. CUOMO AND KATHY C. HOCHUL | HOWIE HAWKINS AND BRIAN P. JONES |
|------------------------------------|----------------------|----------------|---|---|---|---|---|---|
| | | | DEM | REP | CON | WOR | IND | GRE |
| Perinton | 4 | 269 | 105 | 99 | 20 | 5 | 5 | 15 |
| | 5 | 173 | 55 | 69 | 19 | 7 | 5 | 9 |
| | 6 | 296 | 126 | 90 | 17 | 9 | 9 | 14 |
| | 7 | 390 | 173 | 137 | 31 | 6 | 11 | 10 |
| | 8 | 331 | 134 | 124 | 30 | 12 | 3 | 10 |
| | 9 | 449 | 145 | 201 | 48 | 4 | 12 | 10 |
| | 10 | 354 | 136 | 125 | 41 | 6 | 13 | 12 |
| | 11 | 240 | 91 | 89 | 19 | 5 | 7 | 13 |
| | 12 | 322 | 131 | 124 | 25 | 4 | 5 | 15 |
| | 13 | 301 | 109 | 141 | 19 | 2 | 10 | 14 |
| | 14 | 325 | 136 | 123 | 26 | 5 | 9 | 6 |
| | 15 | 311 | 121 | 133 | 27 | 2 | 9 | 7 |
| | 16 | 279 | 118 | 102 | 24 | 2 | 8 | 9 |
| | 17 | 319 | 127 | 117 | 22 | 14 | 7 | 17 |
| | 18 | 344 | 129 | 132 | 33 | 6 | 11 | 11 |
| | 19 | 308 | 103 | 127 | 32 | 7 | 16 | 8 |
| | 20 | 327 | 138 | 118 | 33 | 5 | 3 | 16 |
| | 21 | 410 | 151 | 154 | 39 | 7 | 9 | 26 |
| | 22 | 243 | 80 | 108 | 17 | 4 | 1 | 14 |
| | 23 | 459 | 167 | 197 | 35 | 13 | 11 | 16 |
| | 24 | 491 | 205 | 210 | 25 | 3 | 7 | 15 |
| | 25 | 238 | 90 | 74 | 16 | 6 | 5 | 24 |
| | 26 | 353 | 119 | 139 | 37 | 4 | 9 | 16 |
| | 27 | 279 | 102 | 114 | 27 | 4 | 9 | 10 |
| | 28 | 291 | 89 | 130 | 27 | 1 | 10 | 10 |
| | 29 | 209 | 93 | 73 | 13 | 8 | 2 | 8 |

GOVERNOR AND LIEUTENANT GOVERNOR
PART 1 OF 2
DETAIL

| LEGISLATIVE DISTRICT OR TOWN | ELECTION DISTRICT | TOTAL VOTES | ANDREW M. CUOMO AND KATHY C. HOCHUL | ROB ASTORINO AND CHRIS MOSS | ROB ASTORINO AND CHRIS MOSS | ANDREW M. CUOMO AND KATHY C. HOCHUL | ANDREW M. CUOMO AND KATHY C. HOCHUL | HOWIE HAWKINS AND BRIAN P. JONES |
|------------------------------------|----------------------|----------------|---|---|---|---|---|---|
| | | | DEM | REP | CON | WOR | IND | GRE |
| Perinton | 30 | 315 | 110 | 132 | 27 | 3 | 11 | 19 |
| | 31 | 396 | 150 | 164 | 36 | 5 | 6 | 12 |
| | 32 | 281 | 121 | 103 | 21 | 3 | 6 | 9 |
| | 33 | 357 | 139 | 142 | 30 | 5 | 7 | 15 |
| | 34 | 370 | 142 | 164 | 34 | 2 | 5 | 7 |
| | 35 | 265 | 100 | 103 | 28 | 5 | 7 | 7 |
| | 36 | 177 | 64 | 71 | 14 | 4 | 3 | 7 |
| | 37 | 339 | 142 | 130 | 32 | 2 | 9 | 7 |
| | 38 | 407 | 139 | 158 | 33 | 11 | 14 | 15 |
| | 39 | 380 | 129 | 169 | 35 | 8 | 5 | 13 |
| | 40 | 236 | 83 | 96 | 20 | 5 | 6 | 14 |
| | 41 | 231 | 96 | 79 | 27 | 1 | 9 | 5 |
| | 42 | 301 | 125 | 115 | 25 | 3 | 8 | 10 |
| | 43 | 578 | 226 | 255 | 45 | 4 | 16 | 13 |
| | 44 | 313 | 120 | 117 | 28 | 4 | 10 | 14 |
| | 45 | 507 | 178 | 242 | 36 | 7 | 16 | 9 |
| | 46 | 185 | 73 | 64 | 19 | 5 | 9 | 10 |
| | 47 | 350 | 111 | 165 | 38 | 3 | 4 | 8 |
| | 48 | 278 | 114 | 106 | 19 | 1 | 10 | 8 |
| | 49 | 305 | 123 | 115 | 42 | 3 | 3 | 5 |
| | 50 | 110 | 66 | 18 | 4 | 8 | 5 | 3 |
| | 51 | 399 | 117 | 217 | 36 | 2 | 7 | 6 |
| | 52 | 320 | 120 | 123 | 25 | 6 | 7 | 9 |
| | 53 | 274 | 113 | 109 | 22 | 4 | 5 | 14 |
| | 54 | 552 | 191 | 267 | 40 | 6 | 16 | 11 |
| | 55 | 340 | 144 | 136 | 23 | 5 | 8 | 11 |

GOVERNOR AND LIEUTENANT GOVERNOR
PART 1 OF 2
DETAIL

| LEGISLATIVE DISTRICT OR TOWN | ELECTION DISTRICT | TOTAL VOTES | ANDREW M. CUOMO AND KATHY C. HOCHUL | ROB ASTORINO AND CHRIS MOSS | ROB ASTORINO AND CHRIS MOSS | ANDREW M. CUOMO AND KATHY C. HOCHUL | ANDREW M. CUOMO AND KATHY C. HOCHUL | HOWIE HAWKINS AND BRIAN P. JONES |
|------------------------------------|----------------------|----------------|---|---|---|---|---|---|
| | | | DEM | REP | CON | WOR | IND | GRE |
| Perinton | 56 | 421 | 150 | 185 | 44 | 3 | 13 | 6 |
| Perinton | | 18,475 | 7,007 | 7,450 | 1,597 | 285 | 465 | 654 |
| Pittsford | 1 | 260 | 108 | 80 | 20 | 10 | 6 | 15 |
| | 2 | 305 | 148 | 73 | 29 | 6 | 8 | 22 |
| | 3 | 480 | 218 | 195 | 19 | 8 | 7 | 13 |
| | 4 | 417 | 158 | 165 | 29 | 12 | 15 | 19 |
| | 5 | 249 | 122 | 66 | 14 | 13 | 4 | 14 |
| | 6 | 217 | 133 | 46 | 8 | 4 | 6 | 8 |
| | 7 | 143 | 74 | 39 | 7 | 4 | 6 | 6 |
| | 8 | 328 | 130 | 136 | 21 | 4 | 9 | 10 |
| | 9 | 386 | 169 | 149 | 30 | 3 | 3 | 16 |
| | 10 | 378 | 153 | 161 | 29 | 4 | 5 | 14 |
| | 11 | 288 | 114 | 112 | 16 | 4 | 7 | 12 |
| | 12 | 331 | 128 | 145 | 19 | 5 | 6 | 8 |
| | 13 | 232 | 106 | 75 | 16 | 8 | 6 | 7 |
| | 14 | 422 | 195 | 137 | 36 | 11 | 10 | 10 |
| | 15 | 210 | 96 | 64 | 6 | 9 | 9 | 10 |
| | 16 | 254 | 99 | 94 | 17 | 4 | 6 | 16 |
| | 17 | 417 | 174 | 136 | 34 | 12 | 12 | 16 |
| | 18 | 264 | 116 | 92 | 18 | 7 | 5 | 10 |
| | 19 | 210 | 85 | 81 | 25 | 3 | 2 | 9 |
| | 20 | 344 | 172 | 105 | 19 | 7 | 6 | 13 |
| | 21 | 335 | 145 | 119 | 29 | 2 | 6 | 17 |
| | 22 | 423 | 200 | 145 | 27 | 4 | 11 | 17 |

GOVERNOR AND LIEUTENANT GOVERNOR
PART 1 OF 2
DETAIL

| LEGISLATIVE DISTRICT OR TOWN | ELECTION DISTRICT | TOTAL VOTES | ANDREW M. CUOMO AND KATHY C. HOCHUL | ROB ASTORINO AND CHRIS MOSS | ROB ASTORINO AND CHRIS MOSS | ANDREW M. CUOMO AND KATHY C. HOCHUL | ANDREW M. CUOMO AND KATHY C. HOCHUL | HOWIE HAWKINS AND BRIAN P. JONES |
|------------------------------------|----------------------|----------------|---|---|---|---|---|---|
| | | | DEM | REP | CON | WOR | IND | GRE |
| Pittsford | 23 | 282 | 107 | 109 | 29 | 4 | 7 | 9 |
| | 24 | 408 | 183 | 157 | 21 | 4 | 8 | 12 |
| | 25 | 416 | 203 | 149 | 31 | 2 | 6 | 13 |
| | 26 | 330 | 124 | 119 | 28 | 7 | 6 | 20 |
| | 27 | 305 | 125 | 104 | 35 | 8 | 4 | 13 |
| | 28 | 289 | 145 | 111 | 9 | 3 | 3 | 4 |
| | 29 | 333 | 132 | 138 | 27 | 4 | 9 | 2 |
| | 30 | 290 | 114 | 130 | 15 | 3 | 5 | 11 |
| | 31 | 376 | 176 | 138 | 27 | 3 | 6 | 9 |
| | 32 | 354 | 153 | 148 | 13 | 4 | 10 | 13 |
| | 33 | 412 | 150 | 185 | 29 | 9 | 10 | 9 |
| | 34 | 429 | 169 | 201 | 18 | 6 | 6 | 12 |
| Pittsford | | 11,117 | 4,824 | 4,104 | 750 | 201 | 235 | 409 |
| Riga | 1 | 490 | 116 | 257 | 59 | 6 | 9 | 20 |
| | 2 | 407 | 92 | 220 | 59 | 5 | 4 | 6 |
| | 3 | 248 | 89 | 108 | 25 | 2 | 8 | 6 |
| | 4 | 328 | 82 | 169 | 36 | 10 | 5 | 5 |
| | 5 | 326 | 64 | 187 | 46 | 2 | 5 | 8 |
| | 6 | 294 | 51 | 151 | 62 | 3 | 2 | 6 |
| Riga | | 2,093 | 494 | 1,092 | 287 | 28 | 33 | 51 |
| Rush | 1 | 441 | 133 | 214 | 40 | 5 | 9 | 16 |
| | 2 | 295 | 81 | 141 | 28 | 7 | 7 | 8 |
| | 3 | 418 | 147 | 164 | 40 | 11 | 7 | 18 |

GOVERNOR AND LIEUTENANT GOVERNOR
PART 1 OF 2
DETAIL

| LEGISLATIVE DISTRICT OR TOWN | ELECTION DISTRICT | TOTAL VOTES | ANDREW M. CUOMO AND KATHY C. HOCHUL | ROB ASTORINO AND CHRIS MOSS | ROB ASTORINO AND CHRIS MOSS | ANDREW M. CUOMO AND KATHY C. HOCHUL | ANDREW M. CUOMO AND KATHY C. HOCHUL | HOWIE HAWKINS AND BRIAN P. JONES |
|------------------------------------|----------------------|----------------|---|---|---|---|---|---|
| | | | DEM | REP | CON | WOR | IND | GRE |
| Rush | | | | | | | | |
| | 4 | 411 | 115 | 187 | 49 | 11 | 8 | 9 |
| Rush | | 1,565 | 476 | 706 | 157 | 34 | 31 | 51 |
| Sweden | | | | | | | | |
| | 1 | 302 | 110 | 128 | 25 | 6 | 2 | 10 |
| | 2 | 120 | 36 | 40 | 11 | 5 | 7 | 11 |
| | 3 | 312 | 107 | 118 | 34 | 6 | 7 | 20 |
| | 4 | 369 | 120 | 166 | 35 | 4 | 11 | 11 |
| | 5 | 74 | 25 | 24 | 7 | 2 | 0 | 12 |
| | 6 | 272 | 95 | 113 | 29 | 8 | 4 | 8 |
| | 7 | 337 | 117 | 125 | 40 | 11 | 5 | 12 |
| | 8 | 282 | 58 | 164 | 26 | 5 | 4 | 12 |
| | 9 | 224 | 61 | 104 | 27 | 4 | 4 | 5 |
| | 10 | 437 | 91 | 232 | 70 | 3 | 6 | 17 |
| | 11 | 96 | 39 | 36 | 6 | 3 | 0 | 5 |
| | 12 | 257 | 57 | 131 | 45 | 5 | 5 | 7 |
| Sweden | | 3,082 | 916 | 1,381 | 355 | 62 | 55 | 130 |
| Webster | | | | | | | | |
| | 1 | 323 | 113 | 130 | 34 | 5 | 8 | 17 |
| | 2 | 328 | 125 | 128 | 35 | 8 | 8 | 10 |
| | 3 | 389 | 168 | 144 | 36 | 2 | 11 | 11 |
| | 4 | 142 | 51 | 65 | 10 | 7 | 1 | 4 |
| | 5 | 335 | 123 | 120 | 39 | 10 | 6 | 15 |
| | 6 | 262 | 104 | 116 | 18 | 3 | 1 | 5 |
| | 7 | 353 | 111 | 166 | 37 | 6 | 7 | 7 |
| | 8 | 297 | 85 | 128 | 31 | 12 | 4 | 20 |

GOVERNOR AND LIEUTENANT GOVERNOR
PART 1 OF 2
DETAIL

| LEGISLATIVE DISTRICT OR TOWN | ELECTION DISTRICT | TOTAL VOTES | ANDREW M. CUOMO AND KATHY C. HOCHUL | ROB ASTORINO AND CHRIS MOSS | ROB ASTORINO AND CHRIS MOSS | ANDREW M. CUOMO AND KATHY C. HOCHUL | ANDREW M. CUOMO AND KATHY C. HOCHUL | HOWIE HAWKINS AND BRIAN P. JONES |
|------------------------------------|----------------------|----------------|---|---|---|---|---|---|
| | | | DEM | REP | CON | WOR | IND | GRE |
| Webster | 9 | 331 | 84 | 152 | 45 | 3 | 15 | 19 |
| | 10 | 592 | 163 | 276 | 80 | 11 | 16 | 14 |
| | 11 | 319 | 79 | 169 | 35 | 0 | 9 | 16 |
| | 12 | 399 | 132 | 178 | 37 | 9 | 8 | 14 |
| | 13 | 288 | 87 | 136 | 30 | 4 | 6 | 13 |
| | 14 | 311 | 111 | 125 | 36 | 3 | 9 | 11 |
| | 15 | 260 | 95 | 112 | 19 | 4 | 7 | 6 |
| | 16 | 373 | 125 | 169 | 29 | 4 | 10 | 17 |
| | 17 | 307 | 80 | 152 | 39 | 2 | 7 | 13 |
| | 18 | 211 | 74 | 90 | 18 | 2 | 6 | 11 |
| | 19 | 489 | 136 | 245 | 47 | 5 | 15 | 15 |
| | 20 | 439 | 117 | 220 | 52 | 5 | 13 | 9 |
| | 21 | 355 | 94 | 173 | 38 | 9 | 7 | 12 |
| | 22 | 325 | 86 | 143 | 42 | 6 | 5 | 19 |
| | 23 | 300 | 100 | 118 | 35 | 5 | 10 | 12 |
| | 24 | 696 | 233 | 301 | 84 | 7 | 16 | 18 |
| | 25 | 271 | 119 | 102 | 27 | 2 | 3 | 4 |
| | 26 | 296 | 97 | 125 | 40 | 4 | 4 | 9 |
| | 27 | 352 | 129 | 151 | 37 | 3 | 10 | 7 |
| | 28 | 275 | 71 | 130 | 34 | 2 | 6 | 11 |
| | 29 | 230 | 94 | 88 | 18 | 3 | 2 | 14 |
| | 30 | 197 | 81 | 70 | 14 | 4 | 6 | 12 |
| | 31 | 373 | 143 | 140 | 39 | 9 | 8 | 9 |
| | 32 | 436 | 120 | 216 | 62 | 2 | 5 | 14 |
| | 33 | 349 | 139 | 137 | 34 | 7 | 4 | 10 |
| | 34 | 176 | 63 | 80 | 19 | 2 | 2 | 3 |

GOVERNOR AND LIEUTENANT GOVERNOR
PART 1 OF 2
DETAIL

| LEGISLATIVE DISTRICT OR TOWN | ELECTION DISTRICT | TOTAL VOTES | ANDREW M. CUOMO AND KATHY C. HOCHUL DEM | ROB ASTORINO AND CHRIS MOSS REP | ROB ASTORINO AND CHRIS MOSS CON | ANDREW M. CUOMO AND KATHY C. HOCHUL WOR | ANDREW M. CUOMO AND KATHY C. HOCHUL IND | HOWIE HAWKINS AND BRIAN P. JONES GRE |
|------------------------------------|----------------------|----------------|--|--|--|--|--|--|
| Webster | | | | | | | | |
| | 35 | 229 | 66 | 102 | 35 | 3 | 3 | 3 |
| | 36 | 278 | 94 | 133 | 30 | 3 | 6 | 5 |
| | 37 | 520 | 184 | 226 | 41 | 15 | 11 | 19 |
| | 38 | 366 | 155 | 129 | 27 | 11 | 8 | 20 |
| | 39 | 332 | 141 | 123 | 30 | 7 | 7 | 10 |
| | 40 | 496 | 200 | 209 | 39 | 2 | 12 | 12 |
| | 41 | 395 | 113 | 199 | 37 | 4 | 12 | 14 |
| | 42 | 326 | 104 | 136 | 47 | 4 | 7 | 8 |
| | 43 | 241 | 79 | 112 | 25 | 5 | 1 | 9 |
| Webster | | 14,562 | 4,868 | 6,364 | 1,541 | 224 | 322 | 501 |
| Wheatland | | | | | | | | |
| | 1 | 305 | 85 | 132 | 32 | 7 | 2 | 29 |
| | 2 | 320 | 83 | 170 | 40 | 1 | 5 | 5 |
| | 3 | 352 | 111 | 150 | 38 | 11 | 6 | 16 |
| | 4 | 282 | 66 | 142 | 43 | 3 | 9 | 8 |
| | 5 | 387 | 74 | 213 | 55 | 3 | 5 | 15 |
| Wheatland | | 1,646 | 419 | 807 | 208 | 25 | 27 | 73 |
| TOWNS | | 170,611 | 62,663 | 69,049 | 16,539 | 3,171 | 3,690 | 6,117 |
| GRAND TOTAL: | | 205,765 | 83,735 | 74,945 | 17,934 | 4,451 | 4,344 | 8,518 |

GOVERNOR AND LIEUTENANT GOVERNOR
PART 2 OF 2
DETAIL

| LEGISLATIVE DISTRICT OR TOWN | ELECTION DISTRICT | TOTAL VOTES | ANDREW M. CUOMO AND KATHY C. HOCHUL WEP | STEVEN COHN AND BOBBY K. KALOTEE SAP | ROB ASTORINO AND CHRIS MOSS SCC | MICHAEL MCDERMOTT AND CHRIS EDES LBT | SCATTER | BLANK AND VOID |
|------------------------------------|----------------------|----------------|--|--|--|---|---------|----------------------|
| Leg. Dist. 07 | 1 | 327 | 4 | 0 | 3 | 5 | 0 | 6 |
| | 2 | 212 | 0 | 0 | 3 | 1 | 0 | 4 |
| Leg. Dist. 07 | | 539 | 4 | 0 | 6 | 6 | 0 | 10 |
| Leg. Dist. 16 | 1 | 8 | 0 | 0 | 0 | 0 | 0 | 0 |
| Leg. Dist. 16 | | 8 | 0 | 0 | 0 | 0 | 0 | 0 |
| Leg. Dist. 21 | 1 | 227 | 3 | 0 | 6 | 2 | 1 | 4 |
| | 2 | 192 | 2 | 1 | 3 | 3 | 0 | 2 |
| | 3 | 119 | 0 | 0 | 3 | 0 | 2 | 6 |
| | 4 | 108 | 1 | 0 | 1 | 0 | 1 | 3 |
| | 5 | 123 | 5 | 0 | 5 | 0 | 0 | 3 |
| | 6 | 199 | 6 | 0 | 3 | 0 | 0 | 6 |
| | 7 | 351 | 5 | 2 | 3 | 3 | 0 | 9 |
| | 8 | 85 | 0 | 0 | 2 | 0 | 0 | 2 |
| | 9 | 224 | 4 | 1 | 2 | 1 | 1 | 2 |
| | 10 | 318 | 2 | 0 | 1 | 2 | 1 | 7 |
| | 11 | 182 | 0 | 0 | 2 | 0 | 0 | 9 |
| | 12 | 426 | 7 | 2 | 11 | 2 | 0 | 11 |
| | 13 | 144 | 1 | 0 | 1 | 2 | 0 | 2 |
| | 14 | 77 | 0 | 0 | 1 | 4 | 0 | 0 |
| | 15 | 276 | 7 | 0 | 8 | 0 | 1 | 13 |
| | 16 | 82 | 1 | 0 | 1 | 0 | 0 | 2 |
| | 17 | 186 | 2 | 0 | 6 | 0 | 0 | 12 |
| | 18 | 151 | 1 | 0 | 1 | 0 | 0 | 7 |

GOVERNOR AND LIEUTENANT GOVERNOR
PART 2 OF 2
DETAIL

| LEGISLATIVE DISTRICT OR TOWN | ELECTION DISTRICT | TOTAL VOTES | ANDREW M. CUOMO AND KATHY C. HOCHUL | STEVEN COHN AND BOBBY K. KALOTEE | ROB ASTORINO AND CHRIS MOSS | MICHAEL MCDERMOTT AND CHRIS EDES | SCATTER | BLANK AND VOID |
|------------------------------------|----------------------|----------------|---|---|---|--|-----------|----------------------|
| | | | WEP | SAP | SCC | LBT | | |
| <u>Leg. Dist. 21</u> | | | | | | | | |
| | 19 | 73 | 0 | 0 | 3 | 3 | 1 | 0 |
| | 20 | 116 | 1 | 0 | 4 | 3 | 0 | 2 |
| | 21 | 156 | 4 | 1 | 3 | 0 | 0 | 3 |
| | 22 | 174 | 4 | 1 | 2 | 0 | 0 | 4 |
| | 23 | 172 | 3 | 0 | 5 | 0 | 0 | 3 |
| | 24 | 309 | 7 | 0 | 5 | 2 | 1 | 9 |
| | 25 | 173 | 1 | 0 | 5 | 1 | 1 | 9 |
| | 26 | 66 | 0 | 0 | 1 | 1 | 0 | 0 |
| | 27 | 104 | 3 | 0 | 0 | 0 | 0 | 8 |
| Leg. Dist. 21 | | <u>4,813</u> | <u>70</u> | <u>8</u> | <u>88</u> | <u>29</u> | <u>10</u> | <u>138</u> |
| <u>Leg. Dist. 22</u> | | | | | | | | |
| | 1 | 163 | 1 | 0 | 0 | 1 | 0 | 8 |
| | 2 | 59 | 0 | 0 | 0 | 0 | 0 | 5 |
| | 3 | 102 | 1 | 0 | 1 | 0 | 0 | 4 |
| | 4 | 43 | 0 | 0 | 0 | 0 | 1 | 4 |
| | 5 | 82 | 1 | 0 | 1 | 0 | 0 | 4 |
| | 6 | 111 | 0 | 0 | 1 | 0 | 0 | 9 |
| | 7 | 57 | 0 | 0 | 0 | 0 | 0 | 2 |
| | 8 | 121 | 1 | 0 | 3 | 1 | 0 | 6 |
| | 9 | 75 | 1 | 0 | 0 | 0 | 0 | 3 |
| | 10 | 94 | 2 | 0 | 0 | 0 | 0 | 3 |
| | 11 | 141 | 1 | 0 | 1 | 0 | 0 | 8 |
| | 12 | 81 | 0 | 0 | 2 | 0 | 0 | 10 |
| | 13 | 40 | 0 | 0 | 0 | 0 | 0 | 1 |
| | 14 | 103 | 3 | 0 | 0 | 0 | 0 | 3 |

GOVERNOR AND LIEUTENANT GOVERNOR
PART 2 OF 2
DETAIL

| LEGISLATIVE DISTRICT OR TOWN | ELECTION DISTRICT | TOTAL VOTES | ANDREW M. CUOMO AND KATHY C. HOCHUL | STEVEN COHN AND BOBBY K. KALOTEE | ROB ASTORINO AND CHRIS MOSS | MICHAEL MCDERMOTT AND CHRIS EDES | SCATTER | BLANK AND VOID |
|------------------------------------|----------------------|----------------|---|---|---|--|---------|----------------------|
| | | | WEP | SAP | SCC | LBT | | |
| Leg. Dist. 22 | 15 | 137 | 0 | 0 | 1 | 0 | 0 | 8 |
| | 16 | 55 | 0 | 0 | 1 | 0 | 0 | 1 |
| | 17 | 46 | 0 | 0 | 0 | 0 | 0 | 5 |
| | 18 | 73 | 0 | 0 | 0 | 0 | 0 | 10 |
| | 19 | 77 | 0 | 0 | 4 | 1 | 0 | 4 |
| | 20 | 130 | 0 | 0 | 0 | 0 | 0 | 18 |
| | 21 | 72 | 0 | 0 | 1 | 0 | 1 | 3 |
| | 22 | 116 | 2 | 0 | 1 | 1 | 0 | 3 |
| | 23 | 91 | 0 | 0 | 1 | 0 | 0 | 2 |
| | 24 | 53 | 0 | 0 | 0 | 0 | 0 | 3 |
| | 25 | 254 | 7 | 0 | 2 | 1 | 1 | 13 |
| | 26 | 82 | 0 | 0 | 1 | 0 | 0 | 0 |
| | 27 | 132 | 1 | 0 | 1 | 1 | 0 | 4 |
| Leg. Dist. 22 | | 2,590 | 21 | 0 | 22 | 6 | 3 | 144 |
| Leg. Dist. 23 | 1 | 116 | 3 | 0 | 1 | 1 | 0 | 7 |
| | 2 | 167 | 1 | 0 | 5 | 3 | 1 | 3 |
| | 3 | 134 | 2 | 0 | 4 | 0 | 1 | 4 |
| | 4 | 316 | 1 | 0 | 6 | 2 | 0 | 8 |
| | 5 | 84 | 2 | 0 | 4 | 2 | 0 | 1 |
| | 6 | 115 | 2 | 0 | 0 | 1 | 1 | 3 |
| | 7 | 215 | 4 | 1 | 4 | 2 | 0 | 10 |
| | 8 | 186 | 7 | 1 | 5 | 4 | 0 | 6 |
| | 9 | 156 | 3 | 0 | 4 | 1 | 1 | 1 |
| | 10 | 163 | 5 | 1 | 0 | 0 | 2 | 4 |

GOVERNOR AND LIEUTENANT GOVERNOR
PART 2 OF 2
DETAIL

| LEGISLATIVE DISTRICT OR TOWN | ELECTION DISTRICT | TOTAL VOTES | ANDREW M. CUOMO AND KATHY C. HOCHUL | STEVEN COHN AND BOBBY K. KALOTEE | ROB ASTORINO AND CHRIS MOSS | MICHAEL MCDERMOTT AND CHRIS EDES | SCATTER | BLANK AND VOID |
|------------------------------------|----------------------|----------------|---|---|---|--|---------|----------------------|
| | | | WEP | SAP | SCC | LBT | | |
| <u>Leg. Dist. 23</u> | | | | | | | | |
| | 11 | 216 | 3 | 0 | 1 | 0 | 0 | 3 |
| | 12 | 308 | 6 | 0 | 3 | 1 | 0 | 8 |
| | 13 | 207 | 6 | 0 | 2 | 2 | 1 | 11 |
| | 14 | 173 | 3 | 0 | 5 | 1 | 1 | 7 |
| | 15 | 121 | 3 | 0 | 1 | 2 | 3 | 3 |
| | 16 | 118 | 2 | 0 | 2 | 1 | 0 | 2 |
| | 17 | 286 | 6 | 1 | 6 | 2 | 0 | 9 |
| | 18 | 478 | 13 | 0 | 11 | 8 | 1 | 9 |
| | 19 | 255 | 3 | 0 | 5 | 2 | 0 | 9 |
| | 20 | 276 | 8 | 0 | 7 | 3 | 1 | 7 |
| | 21 | 234 | 2 | 0 | 3 | 2 | 0 | 2 |
| | 22 | 221 | 3 | 0 | 4 | 3 | 0 | 4 |
| | 23 | 136 | 4 | 0 | 1 | 0 | 1 | 3 |
| | 24 | 244 | 5 | 1 | 5 | 2 | 0 | 4 |
| | 25 | 357 | 5 | 1 | 10 | 5 | 0 | 10 |
| | 26 | 386 | 7 | 0 | 7 | 4 | 0 | 7 |
| | 27 | 186 | 1 | 0 | 3 | 5 | 0 | 4 |
| | 28/24-20/25-28 | 223 | 4 | 0 | 3 | 1 | 2 | 5 |
| | 29 | 20 | 1 | 0 | 0 | 0 | 0 | 0 |
| Leg. Dist. 23 | | 6,097 | 115 | 6 | 112 | 60 | 16 | 154 |
| <u>Leg. Dist. 24</u> | | | | | | | | |
| | 1 | 313 | 6 | 0 | 2 | 1 | 1 | 5 |
| | 2/22 | 209 | 7 | 1 | 4 | 0 | 0 | 3 |
| | 3/23 | 221 | 4 | 0 | 1 | 0 | 2 | 0 |
| | 4 | 266 | 7 | 1 | 6 | 2 | 0 | 3 |

GOVERNOR AND LIEUTENANT GOVERNOR
PART 2 OF 2
DETAIL

| LEGISLATIVE DISTRICT OR TOWN | ELECTION DISTRICT | TOTAL VOTES | ANDREW M. CUOMO AND KATHY C. HOCHUL | STEVEN COHN AND BOBBY K. KALOTEE | ROB ASTORINO AND CHRIS MOSS | MICHAEL MCDERMOTT AND CHRIS EDES | SCATTER | BLANK AND VOID |
|------------------------------------|----------------------|----------------|---|---|---|--|---------|----------------------|
| | | | WEP | SAP | SCC | LBT | | |
| Leg. Dist. 24 | | | | | | | | |
| | 5/24 | 230 | 5 | 1 | 7 | 2 | 0 | 2 |
| | 6 | 159 | 2 | 0 | 3 | 2 | 0 | 5 |
| | 7 | 135 | 0 | 0 | 1 | 0 | 0 | 1 |
| | 8 | 173 | 4 | 1 | 3 | 6 | 0 | 2 |
| | 9 | 179 | 5 | 0 | 3 | 2 | 1 | 1 |
| | 10 | 292 | 6 | 0 | 8 | 3 | 1 | 5 |
| | 11 | 74 | 2 | 0 | 2 | 0 | 0 | 1 |
| | 12 | 33 | 0 | 2 | 0 | 0 | 0 | 0 |
| | 13 | 250 | 6 | 0 | 5 | 3 | 2 | 7 |
| | 14 | 233 | 2 | 0 | 6 | 4 | 1 | 4 |
| | 15/21 | 231 | 5 | 0 | 2 | 3 | 1 | 11 |
| | 16 | 196 | 3 | 0 | 4 | 0 | 0 | 3 |
| | 17 | 89 | 0 | 0 | 0 | 0 | 0 | 4 |
| | 18 | 201 | 6 | 2 | 1 | 2 | 1 | 4 |
| | 19 | 22 | 1 | 0 | 0 | 1 | 0 | 2 |
| Leg. Dist. 24 | | 3,506 | 71 | 8 | 58 | 31 | 10 | 63 |
| Leg. Dist. 25 | | | | | | | | |
| | 1 | 254 | 5 | 0 | 1 | 3 | 1 | 4 |
| | 2 | 156 | 1 | 0 | 0 | 1 | 0 | 10 |
| | 3 | 252 | 2 | 1 | 2 | 0 | 0 | 8 |
| | 4/24 | 132 | 1 | 1 | 1 | 1 | 0 | 5 |
| | 5 | 187 | 1 | 0 | 0 | 1 | 0 | 9 |
| | 6 | 118 | 3 | 0 | 2 | 0 | 0 | 6 |
| | 7 | 181 | 1 | 0 | 0 | 0 | 0 | 9 |
| | 8 | 192 | 3 | 0 | 0 | 0 | 0 | 10 |

GOVERNOR AND LIEUTENANT GOVERNOR
PART 2 OF 2
DETAIL

| LEGISLATIVE DISTRICT OR TOWN | ELECTION DISTRICT | TOTAL VOTES | ANDREW M. CUOMO AND KATHY C. HOCHUL | STEVEN COHN AND BOBBY K. KALOTEE | ROB ASTORINO AND CHRIS MOSS | MICHAEL MCDERMOTT AND CHRIS EDES | SCATTER | BLANK AND VOID |
|------------------------------------|----------------------|----------------|---|---|---|--|---------|----------------------|
| | | | WEP | SAP | SCC | LBT | | |
| Leg. Dist. 25 | | | | | | | | |
| | 9 | 85 | 0 | 0 | 0 | 0 | 0 | 7 |
| | 10 | 149 | 1 | 0 | 1 | 1 | 0 | 9 |
| | 11 | 75 | 0 | 0 | 0 | 1 | 0 | 3 |
| | 12 | 190 | 4 | 0 | 2 | 4 | 1 | 5 |
| | 13 | 140 | 2 | 1 | 0 | 0 | 0 | 7 |
| | 14 | 88 | 2 | 0 | 1 | 0 | 1 | 0 |
| | 15 | 129 | 2 | 0 | 0 | 0 | 0 | 5 |
| | 16 | 124 | 1 | 1 | 4 | 0 | 0 | 2 |
| | 17 | 121 | 0 | 0 | 0 | 1 | 0 | 4 |
| | 18 | 204 | 1 | 0 | 1 | 2 | 0 | 9 |
| | 19 | 21 | 0 | 0 | 0 | 0 | 0 | 1 |
| | 20 | 31 | 0 | 0 | 0 | 0 | 0 | 0 |
| | 21 | 81 | 0 | 0 | 1 | 1 | 0 | 1 |
| | 22 | 141 | 4 | 0 | 2 | 1 | 0 | 2 |
| | 23 | 21 | 1 | 0 | 0 | 0 | 0 | 0 |
| | 25 | 257 | 5 | 1 | 1 | 2 | 1 | 11 |
| | 26/27 | 91 | 1 | 0 | 1 | 0 | 0 | 3 |
| | 29/30 | 161 | 8 | 0 | 5 | 0 | 0 | 1 |
| Leg. Dist. 25 | | 3,581 | 49 | 5 | 25 | 19 | 4 | 131 |
| Leg. Dist. 26 | | | | | | | | |
| | 1 | 354 | 4 | 0 | 4 | 4 | 1 | 11 |
| | 2 | 141 | 1 | 0 | 8 | 0 | 0 | 4 |
| | 3 | 88 | 0 | 1 | 2 | 0 | 0 | 2 |
| | 4 | 171 | 1 | 0 | 4 | 4 | 0 | 2 |
| | 5 | 142 | 0 | 0 | 0 | 2 | 1 | 5 |

GOVERNOR AND LIEUTENANT GOVERNOR
PART 2 OF 2
DETAIL

| LEGISLATIVE DISTRICT OR TOWN | ELECTION DISTRICT | TOTAL VOTES | ANDREW M. CUOMO AND KATHY C. HOCHUL | STEVEN COHN AND BOBBY K. KALOTEE | ROB ASTORINO AND CHRIS MOSS | MICHAEL MCDERMOTT AND CHRIS EDES | SCATTER | BLANK AND VOID |
|------------------------------------|----------------------|----------------|---|---|---|--|---------|----------------------|
| | | | WEP | SAP | SCC | LBT | | |
| Leg. Dist. 26 | | | | | | | | |
| | 6 | 137 | 1 | 0 | 0 | 0 | 0 | 2 |
| | 7 | 167 | 4 | 0 | 2 | 1 | 0 | 5 |
| | 8 | 172 | 1 | 0 | 5 | 1 | 0 | 4 |
| | 9 | 199 | 3 | 0 | 4 | 1 | 0 | 2 |
| | 10 | 196 | 2 | 0 | 6 | 3 | 0 | 3 |
| | 11 | 185 | 3 | 2 | 1 | 1 | 0 | 0 |
| | 12 | 184 | 4 | 0 | 4 | 1 | 0 | 2 |
| | 13 | 218 | 0 | 0 | 4 | 1 | 1 | 4 |
| | 14 | 255 | 5 | 0 | 2 | 0 | 1 | 1 |
| | 15 | 169 | 2 | 0 | 5 | 2 | 0 | 4 |
| | 16 | 202 | 3 | 0 | 6 | 0 | 0 | 2 |
| | 17 | 162 | 2 | 1 | 4 | 2 | 2 | 3 |
| Leg. Dist. 26 | | 3,142 | 36 | 4 | 61 | 23 | 6 | 56 |
| Leg. Dist. 27 | | | | | | | | |
| | 1 | 236 | 2 | 0 | 5 | 2 | 0 | 10 |
| | 2 | 245 | 2 | 0 | 3 | 0 | 1 | 6 |
| | 3 | 198 | 5 | 1 | 1 | 1 | 3 | 3 |
| | 4 | 244 | 4 | 0 | 6 | 1 | 0 | 13 |
| | 5 | 234 | 3 | 0 | 1 | 0 | 1 | 6 |
| | 6 | 180 | 3 | 0 | 2 | 2 | 0 | 5 |
| | 7 | 211 | 1 | 1 | 1 | 2 | 3 | 13 |
| | 8 | 331 | 5 | 0 | 1 | 0 | 0 | 13 |
| | 9 | 244 | 7 | 0 | 2 | 0 | 1 | 6 |
| | 10 | 218 | 3 | 2 | 1 | 1 | 0 | 3 |
| | 11 | 229 | 3 | 0 | 4 | 1 | 1 | 9 |

GOVERNOR AND LIEUTENANT GOVERNOR
PART 2 OF 2
DETAIL

| LEGISLATIVE DISTRICT OR TOWN | ELECTION DISTRICT | TOTAL VOTES | ANDREW M. CUOMO AND KATHY C. HOCHUL | STEVEN COHN AND BOBBY K. KALOTEE | ROB ASTORINO AND CHRIS MOSS | MICHAEL MCDERMOTT AND CHRIS EDES | SCATTER | BLANK AND VOID |
|------------------------------------|----------------------|----------------|---|---|---|--|---------|----------------------|
| | | | WEP | SAP | SCC | LBT | | |
| Leg. Dist. 27 | | | | | | | | |
| | 12 | 173 | 2 | 3 | 1 | 0 | 2 | 4 |
| | 13 | 204 | 4 | 0 | 2 | 0 | 0 | 8 |
| | 14 | 160 | 0 | 0 | 1 | 0 | 0 | 6 |
| | 15 | 164 | 0 | 1 | 1 | 0 | 0 | 9 |
| | 16 | 181 | 3 | 0 | 2 | 0 | 0 | 2 |
| | 17 | 203 | 3 | 0 | 2 | 4 | 0 | 9 |
| | 18 | 184 | 2 | 0 | 2 | 0 | 0 | 3 |
| | 19 | 219 | 2 | 0 | 1 | 0 | 0 | 5 |
| | 20 | 109 | 0 | 1 | 0 | 0 | 0 | 6 |
| | 21 | 115 | 3 | 0 | 0 | 0 | 0 | 4 |
| | 22 | 147 | 1 | 0 | 4 | 1 | 2 | 4 |
| | 23 | 135 | 2 | 0 | 0 | 0 | 1 | 7 |
| | 25 | 91 | 0 | 0 | 2 | 1 | 0 | 2 |
| | 26 | 119 | 0 | 0 | 4 | 1 | 0 | 3 |
| Leg. Dist. 27 | | 4,774 | 60 | 9 | 49 | 17 | 15 | 159 |
| Leg. Dist. 28 | | | | | | | | |
| | 1 | 117 | 0 | 1 | 2 | 0 | 0 | 2 |
| | 2 | 112 | 1 | 0 | 2 | 0 | 0 | 3 |
| | 3 | 82 | 2 | 0 | 0 | 1 | 0 | 4 |
| | 4 | 91 | 0 | 3 | 2 | 0 | 0 | 5 |
| | 5 | 117 | 4 | 1 | 3 | 0 | 0 | 1 |
| | 6 | 246 | 4 | 1 | 4 | 3 | 0 | 6 |
| | 7 | 234 | 1 | 1 | 4 | 1 | 1 | 2 |
| | 8 | 160 | 3 | 0 | 0 | 1 | 0 | 10 |
| | 9 | 150 | 2 | 1 | 3 | 0 | 0 | 2 |

GOVERNOR AND LIEUTENANT GOVERNOR
PART 2 OF 2
DETAIL

| LEGISLATIVE DISTRICT OR TOWN | ELECTION DISTRICT | TOTAL VOTES | ANDREW M. CUOMO AND KATHY C. HOCHUL | STEVEN COHN AND BOBBY K. KALOTEE | ROB ASTORINO AND CHRIS MOSS | MICHAEL MCDERMOTT AND CHRIS EDES | SCATTER | BLANK AND VOID |
|------------------------------------|----------------------|----------------|---|---|---|--|---------|----------------------|
| | | | WEP | SAP | SCC | LBT | | |
| Leg. Dist. 28 | | | | | | | | |
| | 10 | 43 | 0 | 0 | 1 | 1 | 0 | 0 |
| | 11 | 102 | 0 | 0 | 0 | 0 | 0 | 13 |
| | 12 | 73 | 0 | 0 | 1 | 0 | 0 | 4 |
| | 13 | 134 | 1 | 1 | 2 | 0 | 1 | 2 |
| | 14 | 121 | 0 | 0 | 3 | 0 | 0 | 2 |
| | 15 | 52 | 1 | 0 | 0 | 0 | 0 | 3 |
| | 16 | 127 | 0 | 0 | 3 | 1 | 3 | 2 |
| | 17 | 23 | 0 | 0 | 0 | 0 | 0 | 1 |
| | 18 | 107 | 0 | 0 | 1 | 0 | 0 | 3 |
| | 19 | 3 | 0 | 0 | 1 | 0 | 0 | 0 |
| | 20 | 193 | 0 | 0 | 6 | 2 | 1 | 6 |
| | 21 | 182 | 4 | 0 | 3 | 1 | 0 | 3 |
| | 22 | 75 | 3 | 0 | 0 | 0 | 0 | 3 |
| Leg. Dist. 28 | | 2,544 | 26 | 9 | 41 | 11 | 6 | 77 |
| Leg. Dist. 29 | | | | | | | | |
| | 1 | 17 | 0 | 0 | 0 | 0 | 0 | 3 |
| | 2 | 48 | 0 | 1 | 0 | 0 | 0 | 4 |
| | 3 | 7 | 0 | 0 | 0 | 0 | 0 | 1 |
| | 4 | 125 | 1 | 0 | 1 | 0 | 1 | 6 |
| | 5 | 171 | 2 | 1 | 0 | 0 | 0 | 6 |
| | 6 | 104 | 2 | 0 | 1 | 0 | 0 | 6 |
| | 7 | 137 | 0 | 0 | 2 | 0 | 0 | 3 |
| | 8 | 41 | 0 | 0 | 0 | 0 | 0 | 3 |
| | 9 | 262 | 4 | 0 | 7 | 1 | 1 | 7 |
| | 10 | 223 | 2 | 0 | 0 | 3 | 1 | 11 |

GOVERNOR AND LIEUTENANT GOVERNOR
PART 2 OF 2
DETAIL

| LEGISLATIVE DISTRICT OR TOWN | ELECTION DISTRICT | TOTAL VOTES | ANDREW M. CUOMO AND KATHY C. HOCHUL | STEVEN COHN AND BOBBY K. KALOTEE | ROB ASTORINO AND CHRIS MOSS | MICHAEL MCDERMOTT AND CHRIS EDES | SCATTER | BLANK AND VOID |
|------------------------------------|----------------------|----------------|---|---|---|--|---------|----------------------|
| | | | WEP | SAP | SCC | LBT | | |
| Leg. Dist. 29 | 11 | 175 | 1 | 0 | 2 | 2 | 0 | 8 |
| | 12 | 185 | 5 | 0 | 4 | 2 | 0 | 7 |
| | 13 | 98 | 2 | 0 | 1 | 0 | 0 | 12 |
| | 14 | 69 | 3 | 0 | 1 | 0 | 1 | 5 |
| | 15 | 114 | 3 | 1 | 1 | 1 | 0 | 4 |
| | 16 | 57 | 0 | 0 | 1 | 0 | 0 | 2 |
| | 17 | 133 | 2 | 0 | 2 | 1 | 0 | 1 |
| | 18 | 239 | 4 | 2 | 6 | 0 | 0 | 10 |
| | 19 | 99 | 3 | 0 | 1 | 0 | 0 | 6 |
| | 20 | 194 | 2 | 1 | 6 | 0 | 0 | 11 |
| | 21 | 199 | 3 | 2 | 3 | 3 | 0 | 5 |
| | 22 | 127 | 1 | 0 | 0 | 0 | 0 | 16 |
| | 23 | 183 | 1 | 0 | 1 | 0 | 0 | 10 |
| | 24 | 229 | 1 | 0 | 3 | 1 | 0 | 13 |
| | 25/28 | 255 | 2 | 0 | 1 | 0 | 0 | 8 |
| | 26 | 68 | 0 | 0 | 0 | 0 | 0 | 7 |
| | 27 | 1 | 0 | 0 | 0 | 0 | 0 | 0 |
| Leg. Dist. 29 | | 3,560 | 44 | 8 | 44 | 14 | 4 | 175 |
| CITY Brighton | | 35,154 | 496 | 57 | 506 | 216 | 74 | 1,107 |
| | 1 | 329 | 4 | 1 | 6 | 8 | 0 | 3 |
| | 2 | 201 | 1 | 2 | 2 | 6 | 0 | 0 |
| | 3 | 276 | 4 | 0 | 2 | 1 | 0 | 4 |
| | 4 | 273 | 7 | 0 | 4 | 0 | 0 | 2 |
| | 5 | 278 | 7 | 2 | 3 | 2 | 0 | 6 |

GOVERNOR AND LIEUTENANT GOVERNOR
PART 2 OF 2
DETAIL

| LEGISLATIVE DISTRICT OR TOWN | ELECTION DISTRICT | TOTAL VOTES | ANDREW M. CUOMO AND KATHY C. HOCHUL | STEVEN COHN AND BOBBY K. KALOTEE | ROB ASTORINO AND CHRIS MOSS | MICHAEL MCDERMOTT AND CHRIS EDES | SCATTER | BLANK AND VOID |
|------------------------------------|----------------------|----------------|---|---|---|--|---------|----------------------|
| | | | WEP | SAP | SCC | LBT | | |
| Brighton | 6 | 387 | 1 | 0 | 8 | 3 | 1 | 3 |
| | 7 | 224 | 6 | 0 | 8 | 1 | 0 | 3 |
| | 8 | 296 | 7 | 0 | 4 | 1 | 0 | 4 |
| | 9 | 262 | 6 | 1 | 5 | 5 | 0 | 1 |
| | 10 | 319 | 7 | 1 | 3 | 4 | 2 | 3 |
| | 11 | 327 | 2 | 0 | 7 | 3 | 1 | 3 |
| | 12 | 354 | 10 | 0 | 6 | 2 | 2 | 4 |
| | 13 | 221 | 4 | 0 | 5 | 2 | 2 | 4 |
| | 14 | 153 | 2 | 0 | 3 | 1 | 0 | 5 |
| | 15 | 227 | 1 | 0 | 3 | 0 | 0 | 2 |
| | 16 | 195 | 3 | 0 | 6 | 0 | 0 | 8 |
| | 17 | 118 | 0 | 0 | 0 | 0 | 0 | 3 |
| | 18 | 253 | 3 | 0 | 6 | 3 | 1 | 6 |
| | 19 | 189 | 4 | 0 | 1 | 1 | 0 | 3 |
| | 20 | 160 | 4 | 0 | 3 | 1 | 0 | 0 |
| | 21 | 242 | 5 | 0 | 3 | 1 | 1 | 8 |
| | 22 | 284 | 6 | 0 | 5 | 1 | 1 | 5 |
| | 23 | 233 | 4 | 2 | 1 | 0 | 1 | 3 |
| | 24 | 326 | 3 | 0 | 2 | 1 | 1 | 9 |
| | 25 | 237 | 6 | 0 | 3 | 3 | 1 | 4 |
| | 26 | 207 | 2 | 0 | 2 | 0 | 1 | 4 |
| | 27 | 225 | 4 | 0 | 5 | 6 | 0 | 6 |
| | 28 | 335 | 4 | 1 | 2 | 2 | 0 | 2 |
| | 29 | 221 | 6 | 0 | 5 | 3 | 0 | 1 |
| | 30 | 505 | 16 | 1 | 4 | 3 | 0 | 10 |
| | 31 | 241 | 4 | 0 | 4 | 1 | 3 | 3 |

GOVERNOR AND LIEUTENANT GOVERNOR
PART 2 OF 2
DETAIL

| LEGISLATIVE DISTRICT OR TOWN | ELECTION DISTRICT | TOTAL VOTES | ANDREW M. CUOMO AND KATHY C. HOCHUL | STEVEN COHN AND BOBBY K. KALOTEE | ROB ASTORINO AND CHRIS MOSS | MICHAEL MCDERMOTT AND CHRIS EDES | SCATTER | BLANK AND VOID |
|------------------------------------|----------------------|----------------|---|---|---|--|---------|----------------------|
| | | | WEP | SAP | SCC | LBT | | |
| Brighton | 32 | 295 | 3 | 0 | 3 | 3 | 2 | 4 |
| | 33 | 322 | 5 | 1 | 9 | 1 | 0 | 1 |
| | 34 | 281 | 10 | 0 | 5 | 0 | 1 | 5 |
| | 35 | 230 | 7 | 0 | 6 | 1 | 0 | 3 |
| | 36 | 144 | 4 | 1 | 3 | 3 | 0 | 1 |
| | 37 | 261 | 3 | 0 | 6 | 2 | 0 | 3 |
| | 38 | 287 | 2 | 0 | 2 | 1 | 0 | 6 |
| | 39 | 248 | 3 | 0 | 6 | 0 | 1 | 3 |
| | 40 | 422 | 6 | 0 | 6 | 2 | 3 | 5 |
| | 41 | 262 | 8 | 0 | 0 | 0 | 0 | 5 |
| | 42 | 98 | 1 | 0 | 1 | 0 | 0 | 1 |
| | 43 | 239 | 6 | 1 | 4 | 2 | 2 | 2 |
| | 44 | 73 | 3 | 0 | 4 | 0 | 0 | 2 |
| | 45 | 161 | 1 | 0 | 2 | 1 | 0 | 1 |
| | 46 | 155 | 1 | 1 | 3 | 1 | 0 | 2 |
| Brighton | | 11,576 | 206 | 15 | 181 | 82 | 27 | 166 |
| Chili | 1 | 215 | 0 | 0 | 0 | 1 | 0 | 5 |
| | 2 | 360 | 3 | 0 | 10 | 2 | 0 | 4 |
| | 3 | 347 | 2 | 0 | 13 | 1 | 1 | 6 |
| | 4 | 211 | 1 | 0 | 5 | 0 | 0 | 3 |
| | 5 | 248 | 1 | 1 | 4 | 3 | 0 | 2 |
| | 6 | 261 | 0 | 0 | 3 | 0 | 1 | 6 |
| | 7 | 133 | 1 | 0 | 4 | 1 | 0 | 0 |
| | 8 | 280 | 0 | 0 | 9 | 2 | 1 | 4 |

GOVERNOR AND LIEUTENANT GOVERNOR
PART 2 OF 2
DETAIL

| LEGISLATIVE DISTRICT OR TOWN | ELECTION DISTRICT | TOTAL VOTES | ANDREW M. CUOMO AND KATHY C. HOCHUL | STEVEN COHN AND BOBBY K. KALOTEE | ROB ASTORINO AND CHRIS MOSS | MICHAEL MCDERMOTT AND CHRIS EDES | SCATTER | BLANK AND VOID |
|------------------------------------|----------------------|----------------|---|---|---|--|---------|----------------------|
| | | | WEP | SAP | SCC | LBT | | |
| Chili | | | | | | | | |
| | 9 | 272 | 2 | 0 | 11 | 2 | 0 | 4 |
| | 10 | 185 | 0 | 0 | 4 | 2 | 2 | 2 |
| | 11 | 262 | 4 | 1 | 11 | 1 | 0 | 3 |
| | 12 | 252 | 1 | 0 | 7 | 0 | 0 | 4 |
| | 13 | 405 | 1 | 0 | 12 | 1 | 0 | 7 |
| | 14 | 267 | 1 | 0 | 4 | 0 | 0 | 6 |
| | 15 | 249 | 0 | 0 | 4 | 1 | 0 | 5 |
| | 16 | 541 | 2 | 0 | 8 | 3 | 0 | 5 |
| | 17 | 651 | 4 | 0 | 10 | 4 | 0 | 11 |
| | 18 | 268 | 2 | 0 | 4 | 0 | 0 | 3 |
| | 19 | 274 | 2 | 0 | 6 | 1 | 0 | 3 |
| | 20 | 365 | 3 | 0 | 8 | 1 | 1 | 10 |
| | 21 | 196 | 2 | 0 | 4 | 3 | 0 | 4 |
| | 22 | 211 | 1 | 1 | 7 | 1 | 1 | 3 |
| | 23 | 204 | 3 | 1 | 2 | 1 | 0 | 2 |
| | 24 | 468 | 1 | 0 | 18 | 0 | 1 | 5 |
| | 25 | 196 | 4 | 0 | 11 | 3 | 0 | 3 |
| | 26 | 354 | 1 | 1 | 9 | 4 | 0 | 9 |
| | 27 | 249 | 5 | 0 | 6 | 0 | 0 | 3 |
| | 28 | 233 | 1 | 2 | 2 | 3 | 0 | 4 |
| | 29 | 197 | 2 | 0 | 3 | 1 | 1 | 2 |
| | 30 | 141 | 1 | 0 | 7 | 3 | 1 | 3 |
| | 31 | 264 | 3 | 0 | 4 | 1 | 0 | 5 |
| | 32 | 261 | 1 | 3 | 13 | 0 | 0 | 3 |
| Chili | | 9,020 | 55 | 10 | 223 | 46 | 10 | 139 |

GOVERNOR AND LIEUTENANT GOVERNOR
PART 2 OF 2
DETAIL

| LEGISLATIVE DISTRICT OR TOWN | ELECTION DISTRICT | TOTAL VOTES | ANDREW M. CUOMO AND KATHY C. HOCHUL | STEVEN COHN AND BOBBY K. KALOTEE | ROB ASTORINO AND CHRIS MOSS | MICHAEL MCDERMOTT AND CHRIS EDES | SCATTER | BLANK AND VOID |
|------------------------------------|----------------------|----------------|---|---|---|--|---------|----------------------|
| | | | WEP | SAP | SCC | LBT | | |
| Clarkson | | | | | | | | |
| | 1 | 400 | 1 | 0 | 8 | 2 | 0 | 2 |
| | 2 | 54 | 0 | 0 | 4 | 0 | 0 | 1 |
| | 3 | 345 | 3 | 0 | 16 | 1 | 0 | 10 |
| | 4 | 440 | 3 | 0 | 11 | 0 | 0 | 3 |
| | 5 | 508 | 5 | 2 | 20 | 4 | 0 | 5 |
| | 6 | 229 | 0 | 0 | 6 | 0 | 0 | 2 |
| Clarkson | | 1,976 | 12 | 2 | 65 | 7 | 0 | 23 |
| East Rochester | | | | | | | | |
| | 1 | 287 | 4 | 1 | 6 | 0 | 1 | 9 |
| | 2 | 247 | 1 | 0 | 5 | 0 | 0 | 3 |
| | 3 | 254 | 1 | 0 | 2 | 3 | 1 | 5 |
| | 4 | 201 | 0 | 2 | 2 | 5 | 0 | 6 |
| | 5 | 184 | 2 | 0 | 7 | 1 | 0 | 5 |
| | 6 | 258 | 6 | 0 | 5 | 3 | 1 | 5 |
| | 7 | 228 | 6 | 1 | 10 | 3 | 0 | 2 |
| East Rochester | | 1,659 | 20 | 4 | 37 | 15 | 3 | 35 |
| Gates | | | | | | | | |
| | 1 | 158 | 0 | 0 | 10 | 2 | 0 | 2 |
| | 2 | 213 | 1 | 1 | 8 | 1 | 0 | 2 |
| | 3 | 205 | 2 | 3 | 1 | 1 | 0 | 5 |
| | 4 | 229 | 1 | 0 | 2 | 0 | 0 | 3 |
| | 5 | 298 | 3 | 0 | 2 | 1 | 0 | 3 |
| | 6 | 238 | 2 | 0 | 3 | 2 | 0 | 3 |
| | 7 | 475 | 0 | 1 | 12 | 4 | 1 | 9 |
| | 8 | 199 | 2 | 0 | 2 | 1 | 0 | 3 |

GOVERNOR AND LIEUTENANT GOVERNOR
PART 2 OF 2
DETAIL

| LEGISLATIVE DISTRICT OR TOWN | ELECTION DISTRICT | TOTAL VOTES | ANDREW M. CUOMO AND KATHY C. HOCHUL | STEVEN COHN AND BOBBY K. KALOTEE | ROB ASTORINO AND CHRIS MOSS | MICHAEL MCDERMOTT AND CHRIS EDES | SCATTER | BLANK AND VOID |
|------------------------------------|----------------------|----------------|---|---|---|--|---------|----------------------|
| | | | WEP | SAP | SCC | LBT | | |
| Gates | 9 | 261 | 2 | 0 | 4 | 2 | 0 | 5 |
| | 10 | 150 | 2 | 0 | 7 | 1 | 0 | 2 |
| | 11 | 178 | 1 | 0 | 7 | 2 | 0 | 2 |
| | 12 | 159 | 0 | 0 | 3 | 0 | 0 | 3 |
| | 13 | 215 | 0 | 0 | 6 | 0 | 0 | 7 |
| | 14 | 196 | 1 | 0 | 1 | 1 | 0 | 7 |
| | 15 | 346 | 6 | 1 | 6 | 5 | 0 | 6 |
| | 16 | 185 | 0 | 0 | 2 | 0 | 0 | 3 |
| | 17 | 212 | 0 | 0 | 5 | 1 | 0 | 4 |
| | 18 | 268 | 0 | 0 | 8 | 2 | 0 | 6 |
| | 19 | 234 | 2 | 0 | 4 | 0 | 0 | 9 |
| | 20 | 228 | 1 | 0 | 4 | 1 | 0 | 1 |
| | 21 | 215 | 3 | 0 | 4 | 0 | 0 | 4 |
| | 22 | 197 | 2 | 0 | 2 | 0 | 1 | 1 |
| | 23 | 234 | 2 | 0 | 2 | 4 | 0 | 6 |
| | 24 | 277 | 5 | 1 | 2 | 2 | 0 | 9 |
| | 25 | 189 | 1 | 0 | 6 | 1 | 1 | 3 |
| | 26 | 291 | 0 | 1 | 6 | 3 | 0 | 4 |
| | 27 | 289 | 2 | 0 | 5 | 3 | 0 | 2 |
| | 28 | 188 | 1 | 0 | 7 | 2 | 0 | 4 |
| | 29 | 212 | 5 | 0 | 8 | 1 | 0 | 6 |
| | 30 | 163 | 0 | 1 | 5 | 0 | 0 | 1 |
| | 31 | 188 | 0 | 0 | 4 | 0 | 0 | 6 |
| | 32 | 271 | 3 | 0 | 7 | 3 | 0 | 6 |
| | 33 | 108 | 2 | 0 | 0 | 0 | 0 | 0 |
| | 34 | 210 | 0 | 0 | 5 | 3 | 0 | 4 |

GOVERNOR AND LIEUTENANT GOVERNOR
PART 2 OF 2
DETAIL

| LEGISLATIVE DISTRICT OR TOWN | ELECTION DISTRICT | TOTAL VOTES | ANDREW M. CUOMO AND KATHY C. HOCHUL WEP | STEVEN COHN AND BOBBY K. KALOTEE SAP | ROB ASTORINO AND CHRIS MOSS SCC | MICHAEL MCDERMOTT AND CHRIS EDES LBT | SCATTER | BLANK AND VOID |
|------------------------------------|----------------------|----------------|--|--|--|---|---------|----------------------|
| Gates | 35 | 163 | 2 | 0 | 3 | 1 | 0 | 5 |
| Gates | | 7,842 | 54 | 9 | 163 | 50 | 3 | 146 |
| Greece | 1 | 249 | 3 | 0 | 5 | 1 | 0 | 5 |
| | 2 | 301 | 1 | 0 | 10 | 4 | 0 | 2 |
| | 3 | 225 | 1 | 0 | 6 | 1 | 0 | 1 |
| | 4 | 192 | 0 | 0 | 5 | 0 | 2 | 9 |
| | 5 | 174 | 2 | 1 | 3 | 0 | 0 | 2 |
| | 6 | 166 | 0 | 1 | 3 | 1 | 0 | 4 |
| | 7 | 231 | 4 | 0 | 3 | 1 | 0 | 4 |
| | 8 | 199 | 2 | 0 | 9 | 3 | 2 | 4 |
| | 9 | 178 | 1 | 0 | 8 | 1 | 0 | 1 |
| | 10 | 183 | 1 | 0 | 4 | 2 | 0 | 1 |
| | 11 | 79 | 1 | 0 | 3 | 0 | 0 | 0 |
| | 12 | 123 | 1 | 1 | 3 | 0 | 0 | 2 |
| | 13 | 203 | 6 | 0 | 7 | 2 | 0 | 5 |
| | 14 | 160 | 3 | 0 | 4 | 1 | 0 | 1 |
| | 15 | 214 | 0 | 0 | 3 | 0 | 1 | 2 |
| | 16 | 169 | 1 | 0 | 3 | 0 | 0 | 2 |
| | 17 | 304 | 1 | 0 | 3 | 1 | 0 | 5 |
| | 18 | 260 | 3 | 0 | 10 | 2 | 0 | 4 |
| | 19 | 199 | 3 | 0 | 4 | 3 | 0 | 2 |
| | 20 | 175 | 3 | 0 | 7 | 1 | 0 | 6 |
| | 21 | 232 | 2 | 0 | 13 | 0 | 1 | 7 |
| | 22 | 175 | 4 | 0 | 6 | 0 | 0 | 5 |

GOVERNOR AND LIEUTENANT GOVERNOR
PART 2 OF 2
DETAIL

| LEGISLATIVE DISTRICT OR TOWN | ELECTION DISTRICT | TOTAL VOTES | ANDREW M. CUOMO AND KATHY C. HOCHUL | STEVEN COHN AND BOBBY K. KALOTEE | ROB ASTORINO AND CHRIS MOSS | MICHAEL MCDERMOTT AND CHRIS EDES | SCATTER | BLANK AND VOID |
|------------------------------------|----------------------|----------------|---|---|---|--|---------|----------------------|
| | | | WEP | SAP | SCC | LBT | | |
| Greece | | | | | | | | |
| | 23 | 337 | 2 | 0 | 7 | 0 | 0 | 8 |
| | 24 | 333 | 2 | 0 | 2 | 1 | 0 | 7 |
| | 25 | 223 | 2 | 0 | 8 | 4 | 0 | 4 |
| | 26 | 169 | 1 | 0 | 3 | 0 | 1 | 2 |
| | 27 | 297 | 0 | 0 | 8 | 0 | 0 | 6 |
| | 28 | 287 | 1 | 0 | 6 | 1 | 0 | 6 |
| | 29 | 242 | 1 | 0 | 7 | 1 | 0 | 7 |
| | 30 | 175 | 5 | 0 | 4 | 0 | 0 | 0 |
| | 31 | 192 | 2 | 1 | 2 | 2 | 0 | 1 |
| | 32 | 205 | 0 | 1 | 3 | 1 | 0 | 5 |
| | 33 | 283 | 2 | 0 | 11 | 2 | 0 | 6 |
| | 34 | 273 | 2 | 0 | 2 | 0 | 0 | 1 |
| | 35 | 264 | 0 | 0 | 8 | 0 | 0 | 5 |
| | 36 | 300 | 2 | 0 | 2 | 1 | 0 | 2 |
| | 37 | 197 | 3 | 1 | 1 | 5 | 0 | 1 |
| | 38 | 359 | 5 | 0 | 4 | 3 | 0 | 4 |
| | 39 | 178 | 1 | 0 | 3 | 0 | 0 | 2 |
| | 40 | 185 | 2 | 1 | 6 | 2 | 0 | 6 |
| | 41 | 311 | 2 | 0 | 8 | 2 | 1 | 6 |
| | 42 | 205 | 5 | 0 | 6 | 1 | 0 | 1 |
| | 43 | 228 | 3 | 0 | 7 | 1 | 0 | 6 |
| | 44 | 343 | 2 | 0 | 7 | 3 | 0 | 4 |
| | 45 | 380 | 4 | 0 | 16 | 1 | 0 | 7 |
| | 46 | 147 | 1 | 0 | 1 | 1 | 0 | 7 |
| | 47 | 246 | 0 | 0 | 4 | 2 | 0 | 4 |
| | 48 | 171 | 2 | 0 | 5 | 1 | 0 | 2 |

GOVERNOR AND LIEUTENANT GOVERNOR
PART 2 OF 2
DETAIL

| LEGISLATIVE DISTRICT OR TOWN | ELECTION DISTRICT | TOTAL VOTES | ANDREW M. CUOMO AND KATHY C. HOCHUL | STEVEN COHN AND BOBBY K. KALOTEE | ROB ASTORINO AND CHRIS MOSS | MICHAEL MCDERMOTT AND CHRIS EDES | SCATTER | BLANK AND VOID |
|------------------------------------|----------------------|----------------|---|---|---|--|---------|----------------------|
| | | | WEP | SAP | SCC | LBT | | |
| Greece | | | | | | | | |
| | 49 | 193 | 0 | 0 | 5 | 0 | 1 | 2 |
| | 50 | 229 | 1 | 1 | 4 | 0 | 0 | 7 |
| | 51 | 154 | 1 | 0 | 5 | 2 | 0 | 1 |
| | 52 | 294 | 5 | 0 | 8 | 4 | 0 | 6 |
| | 53 | 200 | 4 | 0 | 8 | 0 | 0 | 4 |
| | 54 | 287 | 1 | 0 | 8 | 4 | 1 | 3 |
| | 55 | 209 | 1 | 0 | 2 | 1 | 0 | 9 |
| | 56 | 292 | 1 | 0 | 5 | 0 | 0 | 3 |
| | 57 | 235 | 0 | 0 | 4 | 0 | 0 | 4 |
| | 58 | 332 | 2 | 1 | 9 | 1 | 0 | 3 |
| | 59 | 113 | 1 | 0 | 2 | 0 | 0 | 4 |
| | 60 | 198 | 1 | 0 | 7 | 0 | 0 | 2 |
| | 61 | 219 | 1 | 0 | 5 | 1 | 0 | 2 |
| | 62 | 285 | 4 | 1 | 5 | 0 | 0 | 7 |
| | 63 | 275 | 2 | 0 | 14 | 2 | 1 | 7 |
| | 64 | 197 | 1 | 0 | 7 | 2 | 0 | 6 |
| | 65 | 240 | 1 | 0 | 2 | 0 | 0 | 4 |
| | 66 | 125 | 0 | 0 | 5 | 1 | 0 | 1 |
| | 67 | 233 | 4 | 0 | 6 | 4 | 0 | 7 |
| | 68 | 307 | 1 | 1 | 5 | 5 | 0 | 5 |
| | 69 | 185 | 2 | 0 | 3 | 2 | 0 | 0 |
| | 70 | 614 | 3 | 0 | 9 | 4 | 0 | 9 |
| | 71 | 291 | 2 | 0 | 3 | 3 | 0 | 6 |
| | 72 | 327 | 4 | 0 | 2 | 0 | 1 | 6 |
| | 73 | 138 | 4 | 0 | 5 | 0 | 0 | 1 |
| | 74 | 198 | 0 | 0 | 9 | 3 | 0 | 2 |

GOVERNOR AND LIEUTENANT GOVERNOR
PART 2 OF 2
DETAIL

| LEGISLATIVE DISTRICT OR TOWN | ELECTION DISTRICT | TOTAL VOTES | ANDREW M. CUOMO AND KATHY C. HOCHUL | STEVEN COHN AND BOBBY K. KALOTEE | ROB ASTORINO AND CHRIS MOSS | MICHAEL MCDERMOTT AND CHRIS EDES | SCATTER | BLANK AND VOID |
|------------------------------------|----------------------|----------------|---|---|---|--|---------|----------------------|
| | | | WEP | SAP | SCC | LBT | | |
| <u>Greece</u> | | | | | | | | |
| | 75 | 199 | 0 | 0 | 6 | 1 | 0 | 4 |
| | 76 | 216 | 1 | 0 | 8 | 1 | 0 | 4 |
| | 77 | 323 | 1 | 0 | 7 | 1 | 0 | 2 |
| | 78 | 179 | 1 | 0 | 3 | 0 | 0 | 5 |
| | 79 | 416 | 1 | 0 | 13 | 0 | 2 | 3 |
| | 80 | 341 | 3 | 0 | 5 | 0 | 0 | 8 |
| | 81 | 184 | 1 | 0 | 6 | 0 | 0 | 4 |
| | 82 | 207 | 2 | 1 | 0 | 3 | 0 | 4 |
| | 83 | 126 | 2 | 1 | 1 | 0 | 0 | 0 |
| | 84 | 303 | 4 | 0 | 6 | 1 | 0 | 6 |
| | 85 | 309 | 1 | 0 | 4 | 4 | 0 | 7 |
| | 86 | 372 | 4 | 0 | 9 | 4 | 1 | 8 |
| | 87 | 224 | 0 | 0 | 2 | 0 | 0 | 12 |
| | 88 | 248 | 2 | 1 | 5 | 3 | 0 | 4 |
| | 89 | 198 | 0 | 0 | 1 | 2 | 0 | 2 |
| | 90 | 280 | 0 | 0 | 3 | 1 | 2 | 5 |
| | 91 | 454 | 1 | 0 | 5 | 1 | 0 | 12 |
| | 92 | 364 | 2 | 1 | 5 | 1 | 0 | 5 |
| | 93 | 319 | 2 | 1 | 6 | 0 | 0 | 3 |
| | 94 | 269 | 3 | 1 | 3 | 0 | 0 | 1 |
| | 95 | 173 | 1 | 0 | 1 | 1 | 0 | 4 |
| | 96 | 303 | 0 | 1 | 6 | 1 | 0 | 4 |
| | 97 | 476 | 1 | 0 | 11 | 4 | 0 | 5 |
| | 98 | 388 | 4 | 0 | 8 | 2 | 0 | 7 |
| | 99 | 281 | 3 | 0 | 5 | 1 | 0 | 7 |
| | 100 | 371 | 1 | 1 | 5 | 0 | 1 | 5 |

GOVERNOR AND LIEUTENANT GOVERNOR
PART 2 OF 2
DETAIL

| LEGISLATIVE DISTRICT OR TOWN | ELECTION DISTRICT | TOTAL VOTES | ANDREW M. CUOMO AND KATHY C. HOCHUL | STEVEN COHN AND BOBBY K. KALOTEE | ROB ASTORINO AND CHRIS MOSS | MICHAEL MCDERMOTT AND CHRIS EDES | SCATTER | BLANK AND VOID |
|------------------------------------|----------------------|----------------|---|---|---|--|---------|----------------------|
| | | | WEP | SAP | SCC | LBT | | |
| <u>Greece</u> | | | | | | | | |
| | 101 | 194 | 3 | 0 | 6 | 1 | 0 | 1 |
| | 102 | 365 | 5 | 0 | 6 | 1 | 0 | 3 |
| | 103 | 333 | 0 | 0 | 7 | 0 | 0 | 5 |
| | 104 | 315 | 2 | 0 | 9 | 2 | 0 | 2 |
| | 105 | 185 | 1 | 0 | 5 | 0 | 0 | 3 |
| | 106 | 220 | 1 | 1 | 7 | 0 | 0 | 6 |
| | 107 | 175 | 2 | 0 | 1 | 0 | 0 | 1 |
| | 108 | 208 | 2 | 0 | 4 | 0 | 1 | 3 |
| | 109 | 332 | 1 | 1 | 7 | 0 | 0 | 6 |
| Greece | | 27,141 | 200 | 21 | 596 | 134 | 19 | 456 |
| <u>Hamlin</u> | | | | | | | | |
| | 1 | 235 | 0 | 0 | 13 | 4 | 2 | 1 |
| | 2 | 315 | 1 | 0 | 6 | 3 | 0 | 6 |
| | 3 | 273 | 4 | 0 | 5 | 1 | 0 | 9 |
| | 4 | 231 | 2 | 0 | 15 | 4 | 0 | 2 |
| | 5 | 253 | 1 | 0 | 6 | 0 | 0 | 3 |
| | 6 | 205 | 0 | 0 | 7 | 1 | 0 | 2 |
| | 7 | 380 | 5 | 1 | 16 | 2 | 0 | 3 |
| | 8 | 179 | 1 | 0 | 4 | 4 | 0 | 0 |
| | 9 | 180 | 0 | 0 | 3 | 1 | 0 | 2 |
| | 10 | 330 | 2 | 1 | 7 | 5 | 0 | 6 |
| Hamlin | | 2,581 | 16 | 2 | 82 | 25 | 2 | 34 |
| <u>Henrietta</u> | | | | | | | | |
| | 1 | 337 | 1 | 0 | 12 | 2 | 0 | 3 |
| | 2 | 265 | 2 | 1 | 7 | 0 | 0 | 1 |

GOVERNOR AND LIEUTENANT GOVERNOR
PART 2 OF 2
DETAIL

| LEGISLATIVE DISTRICT OR TOWN | ELECTION DISTRICT | TOTAL VOTES | ANDREW M. CUOMO AND KATHY C. HOCHUL | STEVEN COHN AND BOBBY K. KALOTEE | ROB ASTORINO AND CHRIS MOSS | MICHAEL MCDERMOTT AND CHRIS EDES | SCATTER | BLANK AND VOID |
|------------------------------------|----------------------|----------------|---|---|---|--|---------|----------------------|
| | | | WEP | SAP | SCC | LBT | | |
| Henrietta | | | | | | | | |
| | 3 | 123 | 0 | 0 | 2 | 4 | 0 | 1 |
| | 4 | 305 | 3 | 1 | 2 | 3 | 3 | 7 |
| | 5 | 280 | 4 | 0 | 7 | 0 | 0 | 3 |
| | 6 | 269 | 6 | 0 | 6 | 2 | 0 | 6 |
| | 7 | 258 | 3 | 0 | 8 | 0 | 0 | 5 |
| | 8 | 253 | 2 | 0 | 8 | 1 | 0 | 5 |
| | 9 | 200 | 1 | 0 | 2 | 0 | 0 | 3 |
| | 10 | 237 | 2 | 0 | 3 | 1 | 0 | 1 |
| | 11 | 242 | 2 | 2 | 7 | 1 | 1 | 4 |
| | 12 | 236 | 1 | 1 | 5 | 2 | 0 | 7 |
| | 13 | 361 | 2 | 0 | 9 | 1 | 1 | 4 |
| | 14 | 201 | 2 | 0 | 4 | 4 | 3 | 3 |
| | 15 | 286 | 2 | 1 | 6 | 7 | 0 | 4 |
| | 16 | 180 | 3 | 1 | 0 | 1 | 0 | 0 |
| | 17 | 329 | 3 | 0 | 9 | 1 | 2 | 4 |
| | 18 | 308 | 1 | 1 | 11 | 1 | 1 | 3 |
| | 19 | 249 | 4 | 1 | 9 | 0 | 0 | 1 |
| | 20 | 371 | 5 | 0 | 3 | 5 | 0 | 7 |
| | 21 | 205 | 1 | 0 | 8 | 1 | 0 | 2 |
| | 22 | 400 | 3 | 0 | 3 | 2 | 0 | 10 |
| | 23 | 218 | 2 | 0 | 6 | 0 | 0 | 4 |
| | 24 | 290 | 2 | 2 | 4 | 5 | 1 | 5 |
| | 25 | 264 | 2 | 0 | 3 | 2 | 0 | 4 |
| | 26 | 549 | 6 | 1 | 12 | 4 | 2 | 12 |
| | 27 | 437 | 3 | 0 | 8 | 1 | 0 | 10 |
| | 28 | 339 | 4 | 0 | 5 | 1 | 2 | 4 |

GOVERNOR AND LIEUTENANT GOVERNOR
PART 2 OF 2
DETAIL

| LEGISLATIVE DISTRICT OR TOWN | ELECTION DISTRICT | TOTAL VOTES | ANDREW M. CUOMO AND KATHY C. HOCHUL | STEVEN COHN AND BOBBY K. KALOTEE | ROB ASTORINO AND CHRIS MOSS | MICHAEL MCDERMOTT AND CHRIS EDES | SCATTER | BLANK AND VOID |
|------------------------------------|----------------------|----------------|---|---|---|--|---------|----------------------|
| | | | WEP | SAP | SCC | LBT | | |
| <u>Henrietta</u> | | | | | | | | |
| | 29 | 657 | 7 | 0 | 10 | 4 | 1 | 9 |
| | 30 | 540 | 3 | 1 | 8 | 1 | 0 | 12 |
| | 31 | 150 | 1 | 1 | 2 | 3 | 0 | 3 |
| | 32 | 381 | 8 | 0 | 6 | 2 | 2 | 9 |
| | 33 | 200 | 1 | 1 | 5 | 2 | 0 | 0 |
| | 34 | 148 | 0 | 0 | 2 | 3 | 1 | 4 |
| | 35 | 339 | 3 | 0 | 7 | 1 | 0 | 5 |
| <u>Henrietta</u> | | 10,407 | 95 | 15 | 209 | 68 | 20 | 165 |
| <u>Irondequoit</u> | | | | | | | | |
| | 1 | 351 | 3 | 0 | 8 | 0 | 0 | 8 |
| | 2 | 211 | 3 | 1 | 5 | 0 | 1 | 3 |
| | 3 | 326 | 3 | 0 | 5 | 0 | 2 | 9 |
| | 4 | 245 | 4 | 0 | 7 | 2 | 0 | 5 |
| | 5 | 238 | 3 | 0 | 6 | 1 | 0 | 2 |
| | 6 | 427 | 4 | 2 | 4 | 3 | 1 | 11 |
| | 7 | 404 | 7 | 0 | 7 | 0 | 0 | 5 |
| | 8 | 273 | 0 | 0 | 8 | 2 | 0 | 5 |
| | 9 | 274 | 1 | 1 | 6 | 1 | 0 | 5 |
| | 10 | 323 | 1 | 1 | 3 | 1 | 0 | 9 |
| | 11 | 170 | 0 | 0 | 3 | 1 | 0 | 4 |
| | 12 | 196 | 2 | 0 | 6 | 1 | 0 | 5 |
| | 13 | 351 | 2 | 0 | 9 | 4 | 0 | 8 |
| | 14 | 350 | 6 | 1 | 7 | 2 | 1 | 8 |
| | 15 | 375 | 6 | 0 | 4 | 1 | 0 | 11 |
| | 16 | 507 | 2 | 0 | 12 | 6 | 1 | 13 |

GOVERNOR AND LIEUTENANT GOVERNOR
PART 2 OF 2
DETAIL

| LEGISLATIVE DISTRICT OR TOWN | ELECTION DISTRICT | TOTAL VOTES | ANDREW M. CUOMO AND KATHY C. HOCHUL | STEVEN COHN AND BOBBY K. KALOTEE | ROB ASTORINO AND CHRIS MOSS | MICHAEL MCDERMOTT AND CHRIS EDES | SCATTER | BLANK AND VOID |
|------------------------------------|----------------------|----------------|---|---|---|--|---------|----------------------|
| | | | WEP | SAP | SCC | LBT | | |
| Irondequoit | 17 | 185 | 0 | 0 | 8 | 2 | 0 | 3 |
| | 18 | 264 | 2 | 0 | 3 | 2 | 0 | 8 |
| | 19 | 273 | 4 | 0 | 2 | 1 | 2 | 8 |
| | 20 | 270 | 1 | 0 | 10 | 2 | 1 | 3 |
| | 21 | 269 | 6 | 0 | 8 | 0 | 0 | 3 |
| | 22 | 303 | 7 | 1 | 10 | 1 | 3 | 8 |
| | 23 | 255 | 2 | 0 | 6 | 3 | 0 | 1 |
| | 24 | 237 | 3 | 0 | 6 | 0 | 2 | 6 |
| | 25 | 255 | 1 | 0 | 8 | 2 | 0 | 4 |
| | 26 | 188 | 1 | 2 | 2 | 2 | 0 | 8 |
| | 27 | 183 | 0 | 0 | 7 | 0 | 0 | 2 |
| | 28 | 234 | 3 | 0 | 7 | 1 | 0 | 11 |
| | 29 | 231 | 3 | 0 | 4 | 1 | 0 | 8 |
| | 30 | 255 | 1 | 0 | 5 | 1 | 0 | 4 |
| | 31 | 377 | 3 | 0 | 13 | 4 | 1 | 11 |
| | 32 | 255 | 3 | 1 | 2 | 1 | 0 | 1 |
| | 33 | 207 | 2 | 0 | 5 | 0 | 0 | 2 |
| | 34 | 407 | 4 | 0 | 4 | 1 | 1 | 10 |
| | 35 | 192 | 3 | 2 | 4 | 1 | 1 | 5 |
| | 36 | 141 | 2 | 0 | 4 | 2 | 0 | 6 |
| | 37 | 216 | 0 | 0 | 5 | 1 | 1 | 7 |
| | 38 | 148 | 1 | 1 | 3 | 2 | 1 | 5 |
| | 39 | 85 | 1 | 0 | 0 | 0 | 0 | 8 |
| | 40 | 168 | 1 | 0 | 3 | 4 | 1 | 4 |
| | 41 | 257 | 4 | 1 | 4 | 2 | 0 | 6 |
| | 42 | 306 | 4 | 0 | 5 | 2 | 3 | 4 |

GOVERNOR AND LIEUTENANT GOVERNOR
PART 2 OF 2
DETAIL

| LEGISLATIVE DISTRICT OR TOWN | ELECTION DISTRICT | TOTAL VOTES | ANDREW M. CUOMO AND KATHY C. HOCHUL WEP | STEVEN COHN AND BOBBY K. KALOTEE SAP | ROB ASTORINO AND CHRIS MOSS SCC | MICHAEL MCDERMOTT AND CHRIS EDES LBT | SCATTER | BLANK AND VOID |
|------------------------------------|----------------------|----------------|--|--|--|---|---------|----------------------|
| Irondequoit | 43 | 210 | 2 | 0 | 7 | 1 | 0 | 2 |
| | 44 | 509 | 6 | 1 | 10 | 3 | 0 | 11 |
| | 45 | 212 | 1 | 0 | 2 | 2 | 0 | 6 |
| | 46 | 251 | 3 | 0 | 7 | 0 | 0 | 3 |
| | 47 | 101 | 1 | 0 | 0 | 1 | 0 | 2 |
| | 48 | 280 | 2 | 2 | 5 | 1 | 0 | 1 |
| | 49 | 238 | 5 | 0 | 4 | 1 | 2 | 5 |
| | 50 | 155 | 2 | 0 | 3 | 0 | 0 | 3 |
| | 51 | 370 | 6 | 0 | 10 | 4 | 1 | 8 |
| | 52 | 278 | 2 | 1 | 4 | 4 | 0 | 10 |
| | 53 | 216 | 2 | 0 | 2 | 2 | 1 | 4 |
| | 54 | 81 | 1 | 1 | 0 | 0 | 0 | 1 |
| | 55 | 271 | 1 | 1 | 5 | 1 | 0 | 4 |
| | 56 | 235 | 0 | 0 | 5 | 0 | 0 | 4 |
| | 57 | 354 | 8 | 0 | 4 | 1 | 0 | 8 |
| | 58 | 272 | 2 | 0 | 6 | 2 | 0 | 2 |
| | 59 | 240 | 3 | 0 | 7 | 2 | 1 | 3 |
| | 60 | 266 | 2 | 0 | 3 | 2 | 0 | 7 |
| | 61 | 348 | 2 | 0 | 3 | 6 | 0 | 9 |
| | 62 | 290 | 5 | 0 | 8 | 1 | 0 | 2 |
| | 63 | 199 | 1 | 0 | 4 | 1 | 0 | 6 |
| | 64 | 75 | 2 | 0 | 0 | 1 | 0 | 2 |
| | 65 | 164 | 1 | 0 | 2 | 1 | 0 | 3 |
| | 66 | 109 | 0 | 1 | 1 | 0 | 0 | 2 |
| | 67 | 207 | 1 | 0 | 0 | 0 | 0 | 7 |

GOVERNOR AND LIEUTENANT GOVERNOR
PART 2 OF 2
DETAIL

| LEGISLATIVE DISTRICT OR TOWN | ELECTION DISTRICT | TOTAL VOTES | ANDREW M. CUOMO AND KATHY C. HOCHUL WEP | STEVEN COHN AND BOBBY K. KALOTEE SAP | ROB ASTORINO AND CHRIS MOSS SCC | MICHAEL MCDERMOTT AND CHRIS EDES LBT | SCATTER | BLANK AND VOID |
|------------------------------|-------------------|-------------|--|---|------------------------------------|---|---------|----------------|
| Irondequoit | 68 | 233 | 3 | 0 | 4 | 1 | 0 | 5 |
| Irondequoit | | 17,346 | 173 | 21 | 344 | 101 | 28 | 377 |
| Mendon | 1 | 518 | 7 | 1 | 11 | 3 | 1 | 10 |
| | 2 | 387 | 5 | 0 | 8 | 5 | 1 | 7 |
| | 3 | 462 | 4 | 1 | 12 | 0 | 0 | 12 |
| | 4 | 359 | 0 | 0 | 11 | 2 | 1 | 5 |
| | 5 | 457 | 6 | 2 | 15 | 6 | 0 | 2 |
| | 6 | 430 | 2 | 0 | 15 | 1 | 0 | 6 |
| | 7 | 475 | 3 | 0 | 6 | 4 | 0 | 5 |
| | 8 | 177 | 1 | 1 | 2 | 3 | 0 | 2 |
| | 9 | 355 | 4 | 0 | 5 | 2 | 0 | 5 |
| Mendon | | 3,620 | 32 | 5 | 85 | 26 | 3 | 54 |
| Ogden | 1 | 274 | 5 | 1 | 7 | 1 | 0 | 2 |
| | 2 | 321 | 1 | 0 | 11 | 2 | 0 | 8 |
| | 3 | 454 | 3 | 1 | 7 | 3 | 0 | 8 |
| | 4 | 319 | 2 | 0 | 11 | 3 | 0 | 6 |
| | 5 | 302 | 3 | 1 | 7 | 2 | 0 | 4 |
| | 6 | 354 | 4 | 1 | 7 | 1 | 0 | 2 |
| | 7 | 223 | 1 | 0 | 4 | 0 | 0 | 2 |
| | 8 | 319 | 2 | 0 | 9 | 2 | 0 | 6 |
| | 9 | 286 | 2 | 0 | 9 | 4 | 1 | 5 |
| | 10 | 298 | 4 | 0 | 16 | 1 | 0 | 6 |
| | 11 | 325 | 2 | 0 | 14 | 2 | 0 | 5 |

GOVERNOR AND LIEUTENANT GOVERNOR
PART 2 OF 2
DETAIL

| LEGISLATIVE DISTRICT OR TOWN | ELECTION DISTRICT | TOTAL VOTES | ANDREW M. CUOMO AND KATHY C. HOCHUL | STEVEN COHN AND BOBBY K. KALOTEE | ROB ASTORINO AND CHRIS MOSS | MICHAEL MCDERMOTT AND CHRIS EDES | SCATTER | BLANK AND VOID |
|------------------------------------|----------------------|----------------|---|---|---|--|---------|----------------------|
| | | | WEP | SAP | SCC | LBT | | |
| Ogden | 12 | 362 | 2 | 0 | 11 | 5 | 0 | 3 |
| | 13 | 269 | 2 | 0 | 7 | 0 | 0 | 6 |
| | 14 | 271 | 1 | 0 | 7 | 0 | 0 | 2 |
| | 15 | 388 | 1 | 0 | 10 | 1 | 0 | 6 |
| | 16 | 205 | 1 | 0 | 7 | 0 | 0 | 0 |
| | 17 | 241 | 2 | 0 | 7 | 1 | 0 | 1 |
| | 18 | 375 | 1 | 0 | 7 | 4 | 0 | 8 |
| | 19 | 403 | 1 | 0 | 10 | 2 | 0 | 7 |
| | 20 | 378 | 2 | 0 | 9 | 2 | 0 | 5 |
| Ogden | | 6,367 | 42 | 4 | 177 | 36 | 1 | 92 |
| Parma | 1 | 354 | 2 | 0 | 8 | 0 | 0 | 7 |
| | 2 | 387 | 1 | 1 | 11 | 2 | 0 | 6 |
| | 3 | 284 | 1 | 1 | 6 | 3 | 0 | 5 |
| | 4 | 322 | 0 | 0 | 8 | 0 | 0 | 4 |
| | 5 | 209 | 1 | 0 | 5 | 2 | 0 | 1 |
| | 6 | 144 | 0 | 0 | 3 | 0 | 0 | 2 |
| | 7 | 313 | 3 | 0 | 8 | 1 | 0 | 5 |
| | 8 | 435 | 6 | 0 | 7 | 2 | 0 | 3 |
| | 9 | 350 | 0 | 0 | 17 | 2 | 1 | 8 |
| | 10 | 339 | 2 | 0 | 8 | 4 | 0 | 3 |
| | 11 | 353 | 1 | 1 | 4 | 4 | 1 | 6 |
| | 12 | 305 | 4 | 0 | 11 | 2 | 0 | 6 |
| | 13 | 512 | 3 | 0 | 13 | 2 | 0 | 8 |
| | 14 | 225 | 2 | 0 | 10 | 1 | 0 | 1 |

GOVERNOR AND LIEUTENANT GOVERNOR
PART 2 OF 2
DETAIL

| LEGISLATIVE DISTRICT OR TOWN | ELECTION DISTRICT | TOTAL VOTES | ANDREW M. CUOMO AND KATHY C. HOCHUL | STEVEN COHN AND BOBBY K. KALOTEE | ROB ASTORINO AND CHRIS MOSS | MICHAEL MCDERMOTT AND CHRIS EDES | SCATTER | BLANK AND VOID |
|------------------------------------|----------------------|----------------|---|---|---|--|---------|----------------------|
| | | | WEP | SAP | SCC | LBT | | |
| Parma | 15 | 321 | 0 | 2 | 13 | 3 | 0 | 7 |
| Parma | | 4,853 | 26 | 5 | 132 | 28 | 2 | 72 |
| Penfield | 1 | 143 | 0 | 0 | 2 | 0 | 0 | 4 |
| | 2 | 292 | 2 | 0 | 3 | 1 | 0 | 10 |
| | 3 | 253 | 2 | 0 | 6 | 1 | 0 | 2 |
| | 4 | 413 | 2 | 0 | 8 | 2 | 0 | 11 |
| | 5 | 346 | 5 | 1 | 7 | 1 | 0 | 5 |
| | 6 | 269 | 5 | 0 | 2 | 3 | 1 | 3 |
| | 7 | 322 | 4 | 1 | 9 | 1 | 0 | 3 |
| | 8 | 259 | 2 | 0 | 3 | 3 | 0 | 6 |
| | 9 | 404 | 13 | 1 | 7 | 1 | 2 | 3 |
| | 10 | 242 | 4 | 1 | 1 | 0 | 0 | 1 |
| | 11 | 199 | 2 | 0 | 5 | 1 | 0 | 3 |
| | 12 | 340 | 7 | 2 | 4 | 1 | 0 | 4 |
| | 13 | 325 | 4 | 0 | 1 | 1 | 0 | 7 |
| | 14 | 420 | 2 | 0 | 6 | 6 | 0 | 8 |
| | 15 | 427 | 3 | 0 | 7 | 2 | 0 | 9 |
| | 16 | 176 | 4 | 0 | 1 | 5 | 0 | 4 |
| | 17 | 345 | 7 | 0 | 9 | 0 | 0 | 5 |
| | 18 | 269 | 6 | 0 | 6 | 2 | 0 | 6 |
| | 19 | 485 | 2 | 0 | 8 | 1 | 0 | 10 |
| | 20 | 393 | 1 | 0 | 5 | 2 | 0 | 3 |
| | 21 | 345 | 4 | 1 | 6 | 7 | 1 | 4 |
| | 22 | 300 | 6 | 1 | 8 | 3 | 0 | 8 |

GOVERNOR AND LIEUTENANT GOVERNOR
PART 2 OF 2
DETAIL

| LEGISLATIVE DISTRICT OR TOWN | ELECTION DISTRICT | TOTAL VOTES | ANDREW M. CUOMO AND KATHY C. HOCHUL | STEVEN COHN AND BOBBY K. KALOTEE | ROB ASTORINO AND CHRIS MOSS | MICHAEL MCDERMOTT AND CHRIS EDES | SCATTER | BLANK AND VOID |
|------------------------------------|----------------------|----------------|---|---|---|--|---------|----------------------|
| | | | WEP | SAP | SCC | LBT | | |
| Penfield | 23 | 419 | 2 | 0 | 6 | 1 | 1 | 5 |
| | 24 | 430 | 5 | 2 | 10 | 3 | 0 | 3 |
| | 25 | 261 | 2 | 0 | 4 | 2 | 0 | 5 |
| | 26 | 204 | 3 | 2 | 3 | 1 | 1 | 4 |
| | 27 | 353 | 3 | 1 | 9 | 4 | 2 | 3 |
| | 28 | 244 | 3 | 0 | 6 | 1 | 0 | 3 |
| | 29 | 409 | 4 | 0 | 15 | 1 | 1 | 6 |
| | 30 | 538 | 5 | 0 | 16 | 1 | 0 | 9 |
| | 31 | 187 | 1 | 0 | 0 | 0 | 1 | 4 |
| | 32 | 204 | 1 | 0 | 2 | 1 | 0 | 1 |
| | 33 | 313 | 2 | 0 | 3 | 2 | 0 | 10 |
| | 34 | 274 | 0 | 0 | 3 | 0 | 0 | 9 |
| | 35 | 486 | 7 | 1 | 7 | 4 | 1 | 9 |
| | 36 | 303 | 4 | 1 | 4 | 1 | 0 | 3 |
| | 37 | 583 | 1 | 1 | 12 | 1 | 0 | 12 |
| | 38 | 231 | 1 | 0 | 2 | 0 | 0 | 1 |
| | 39 | 234 | 2 | 1 | 4 | 3 | 0 | 2 |
| | 40 | 372 | 2 | 0 | 12 | 1 | 0 | 5 |
| | 41 | 391 | 2 | 0 | 8 | 2 | 1 | 5 |
| | 42 | 280 | 1 | 0 | 2 | 1 | 0 | 7 |
| Penfield | | 13,683 | 138 | 17 | 242 | 74 | 12 | 225 |
| Perinton | 1 | 493 | 5 | 0 | 10 | 4 | 2 | 7 |
| | 2 | 381 | 3 | 0 | 8 | 2 | 1 | 6 |
| | 3 | 303 | 3 | 0 | 2 | 1 | 0 | 6 |

GOVERNOR AND LIEUTENANT GOVERNOR
PART 2 OF 2
DETAIL

| LEGISLATIVE DISTRICT OR TOWN | ELECTION DISTRICT | TOTAL VOTES | ANDREW M. CUOMO AND KATHY C. HOCHUL | STEVEN COHN AND BOBBY K. KALOTEE | ROB ASTORINO AND CHRIS MOSS | MICHAEL MCDERMOTT AND CHRIS EDES | SCATTER | BLANK AND VOID |
|------------------------------------|----------------------|----------------|---|---|---|--|---------|----------------------|
| | | | WEP | SAP | SCC | LBT | | |
| Perinton | | | | | | | | |
| | 4 | 269 | 5 | 0 | 3 | 2 | 0 | 10 |
| | 5 | 173 | 2 | 0 | 4 | 0 | 0 | 3 |
| | 6 | 296 | 4 | 0 | 11 | 1 | 0 | 15 |
| | 7 | 390 | 5 | 1 | 6 | 3 | 2 | 5 |
| | 8 | 331 | 2 | 1 | 6 | 1 | 0 | 8 |
| | 9 | 449 | 5 | 0 | 12 | 4 | 0 | 8 |
| | 10 | 354 | 3 | 0 | 4 | 2 | 2 | 10 |
| | 11 | 240 | 4 | 0 | 5 | 2 | 0 | 5 |
| | 12 | 322 | 5 | 0 | 2 | 2 | 2 | 7 |
| | 13 | 301 | 3 | 0 | 1 | 0 | 0 | 2 |
| | 14 | 325 | 3 | 0 | 8 | 0 | 0 | 9 |
| | 15 | 311 | 2 | 0 | 7 | 0 | 0 | 3 |
| | 16 | 279 | 1 | 0 | 4 | 0 | 0 | 11 |
| | 17 | 319 | 5 | 0 | 4 | 2 | 0 | 4 |
| | 18 | 344 | 5 | 0 | 3 | 1 | 0 | 13 |
| | 19 | 308 | 0 | 0 | 4 | 2 | 0 | 9 |
| | 20 | 327 | 4 | 1 | 2 | 0 | 0 | 7 |
| | 21 | 410 | 6 | 0 | 10 | 2 | 0 | 6 |
| | 22 | 243 | 2 | 0 | 8 | 3 | 0 | 6 |
| | 23 | 459 | 4 | 1 | 7 | 3 | 0 | 5 |
| | 24 | 491 | 3 | 0 | 2 | 2 | 0 | 19 |
| | 25 | 238 | 6 | 2 | 6 | 1 | 0 | 8 |
| | 26 | 353 | 7 | 0 | 8 | 5 | 1 | 8 |
| | 27 | 279 | 1 | 0 | 7 | 2 | 0 | 3 |
| | 28 | 291 | 4 | 1 | 9 | 2 | 0 | 8 |
| | 29 | 209 | 4 | 1 | 2 | 1 | 1 | 3 |

GOVERNOR AND LIEUTENANT GOVERNOR
PART 2 OF 2
DETAIL

| LEGISLATIVE DISTRICT OR TOWN | ELECTION DISTRICT | TOTAL VOTES | ANDREW M. CUOMO AND KATHY C. HOCHUL | STEVEN COHN AND BOBBY K. KALOTEE | ROB ASTORINO AND CHRIS MOSS | MICHAEL MCDERMOTT AND CHRIS EDES | SCATTER | BLANK AND VOID |
|------------------------------------|----------------------|----------------|---|---|---|--|---------|----------------------|
| | | | WEP | SAP | SCC | LBT | | |
| Perinton | | | | | | | | |
| | 30 | 315 | 1 | 0 | 5 | 1 | 0 | 6 |
| | 31 | 396 | 7 | 0 | 6 | 3 | 2 | 5 |
| | 32 | 281 | 3 | 0 | 6 | 2 | 0 | 7 |
| | 33 | 357 | 2 | 0 | 4 | 0 | 3 | 10 |
| | 34 | 370 | 2 | 1 | 4 | 0 | 0 | 9 |
| | 35 | 265 | 2 | 0 | 4 | 4 | 0 | 5 |
| | 36 | 177 | 2 | 1 | 3 | 3 | 0 | 5 |
| | 37 | 339 | 3 | 0 | 6 | 3 | 0 | 5 |
| | 38 | 407 | 6 | 0 | 14 | 4 | 1 | 12 |
| | 39 | 380 | 1 | 0 | 11 | 1 | 0 | 8 |
| | 40 | 236 | 2 | 1 | 4 | 3 | 0 | 2 |
| | 41 | 231 | 1 | 1 | 4 | 0 | 0 | 8 |
| | 42 | 301 | 4 | 0 | 4 | 4 | 0 | 3 |
| | 43 | 578 | 2 | 0 | 8 | 2 | 1 | 6 |
| | 44 | 313 | 1 | 1 | 11 | 1 | 2 | 4 |
| | 45 | 507 | 2 | 0 | 8 | 2 | 0 | 7 |
| | 46 | 185 | 1 | 0 | 2 | 0 | 0 | 2 |
| | 47 | 350 | 2 | 1 | 13 | 2 | 1 | 2 |
| | 48 | 278 | 2 | 1 | 11 | 1 | 1 | 4 |
| | 49 | 305 | 3 | 0 | 6 | 2 | 0 | 3 |
| | 50 | 110 | 2 | 0 | 0 | 1 | 1 | 2 |
| | 51 | 399 | 1 | 0 | 7 | 3 | 0 | 3 |
| | 52 | 320 | 8 | 0 | 12 | 2 | 1 | 7 |
| | 53 | 274 | 1 | 0 | 3 | 1 | 1 | 1 |
| | 54 | 552 | 2 | 0 | 7 | 2 | 0 | 10 |
| | 55 | 340 | 3 | 0 | 1 | 0 | 0 | 9 |

GOVERNOR AND LIEUTENANT GOVERNOR
PART 2 OF 2
DETAIL

| LEGISLATIVE DISTRICT OR TOWN | ELECTION DISTRICT | TOTAL VOTES | ANDREW M. CUOMO AND KATHY C. HOCHUL WEP | STEVEN COHN AND BOBBY K. KALOTEE SAP | ROB ASTORINO AND CHRIS MOSS SCC | MICHAEL MCDERMOTT AND CHRIS EDES LBT | SCATTER | BLANK AND VOID |
|------------------------------------|----------------------|----------------|--|--|--|---|---------|----------------------|
| Perinton | 56 | 421 | 2 | 0 | 8 | 3 | 1 | 6 |
| Perinton | | 18,475 | 174 | 15 | 337 | 100 | 26 | 365 |
| Pittsford | 1 | 260 | 4 | 0 | 5 | 3 | 0 | 9 |
| | 2 | 305 | 3 | 0 | 7 | 0 | 1 | 8 |
| | 3 | 480 | 5 | 0 | 5 | 1 | 2 | 7 |
| | 4 | 417 | 3 | 0 | 5 | 3 | 2 | 6 |
| | 5 | 249 | 5 | 0 | 5 | 0 | 0 | 6 |
| | 6 | 217 | 6 | 0 | 4 | 2 | 0 | 0 |
| | 7 | 143 | 2 | 0 | 1 | 0 | 2 | 2 |
| | 8 | 328 | 3 | 0 | 3 | 1 | 0 | 11 |
| | 9 | 386 | 4 | 1 | 6 | 0 | 0 | 5 |
| | 10 | 378 | 2 | 1 | 4 | 3 | 0 | 2 |
| | 11 | 288 | 8 | 1 | 9 | 1 | 0 | 4 |
| | 12 | 331 | 5 | 0 | 6 | 0 | 2 | 7 |
| | 13 | 232 | 2 | 0 | 6 | 4 | 0 | 2 |
| | 14 | 422 | 7 | 0 | 8 | 3 | 1 | 4 |
| | 15 | 210 | 2 | 0 | 8 | 2 | 0 | 4 |
| | 16 | 254 | 6 | 0 | 2 | 4 | 1 | 5 |
| | 17 | 417 | 14 | 0 | 9 | 4 | 2 | 4 |
| | 18 | 264 | 7 | 0 | 3 | 2 | 1 | 3 |
| | 19 | 210 | 0 | 0 | 3 | 0 | 0 | 2 |
| | 20 | 344 | 6 | 0 | 6 | 2 | 0 | 8 |
| | 21 | 335 | 2 | 0 | 6 | 1 | 0 | 8 |
| | 22 | 423 | 6 | 0 | 2 | 0 | 3 | 8 |

GOVERNOR AND LIEUTENANT GOVERNOR
PART 2 OF 2
DETAIL

| LEGISLATIVE DISTRICT OR TOWN | ELECTION DISTRICT | TOTAL VOTES | ANDREW M. CUOMO AND KATHY C. HOCHUL | STEVEN COHN AND BOBBY K. KALOTEE | ROB ASTORINO AND CHRIS MOSS | MICHAEL MCDERMOTT AND CHRIS EDES | SCATTER | BLANK AND VOID |
|------------------------------------|----------------------|----------------|---|---|---|--|---------|----------------------|
| | | | WEP | SAP | SCC | LBT | | |
| Pittsford | | | | | | | | |
| | 23 | 282 | 2 | 1 | 5 | 1 | 0 | 8 |
| | 24 | 408 | 2 | 0 | 4 | 0 | 1 | 16 |
| | 25 | 416 | 0 | 1 | 4 | 2 | 0 | 5 |
| | 26 | 330 | 4 | 0 | 10 | 8 | 0 | 4 |
| | 27 | 305 | 5 | 0 | 5 | 1 | 1 | 4 |
| | 28 | 289 | 3 | 0 | 3 | 0 | 1 | 7 |
| | 29 | 333 | 7 | 0 | 5 | 5 | 1 | 3 |
| | 30 | 290 | 2 | 0 | 3 | 1 | 2 | 4 |
| | 31 | 376 | 3 | 0 | 8 | 1 | 2 | 3 |
| | 32 | 354 | 5 | 0 | 3 | 2 | 0 | 3 |
| | 33 | 412 | 2 | 0 | 12 | 1 | 0 | 5 |
| | 34 | 429 | 4 | 0 | 8 | 1 | 0 | 4 |
| Pittsford | | 11,117 | 141 | 5 | 183 | 59 | 25 | 181 |
| Riga | | | | | | | | |
| | 1 | 490 | 1 | 0 | 11 | 4 | 0 | 7 |
| | 2 | 407 | 1 | 1 | 12 | 0 | 0 | 7 |
| | 3 | 248 | 1 | 0 | 5 | 0 | 0 | 4 |
| | 4 | 328 | 2 | 0 | 6 | 5 | 0 | 8 |
| | 5 | 326 | 1 | 0 | 5 | 2 | 0 | 6 |
| | 6 | 294 | 1 | 0 | 10 | 2 | 0 | 6 |
| Riga | | 2,093 | 7 | 1 | 49 | 13 | 0 | 38 |
| Rush | | | | | | | | |
| | 1 | 441 | 6 | 1 | 7 | 1 | 1 | 8 |
| | 2 | 295 | 4 | 0 | 10 | 2 | 0 | 7 |
| | 3 | 418 | 4 | 0 | 14 | 2 | 0 | 11 |

GOVERNOR AND LIEUTENANT GOVERNOR
PART 2 OF 2
DETAIL

| LEGISLATIVE DISTRICT OR TOWN | ELECTION DISTRICT | TOTAL VOTES | ANDREW M. CUOMO AND KATHY C. HOCHUL | STEVEN COHN AND BOBBY K. KALOTEE | ROB ASTORINO AND CHRIS MOSS | MICHAEL MCDERMOTT AND CHRIS EDES | SCATTER | BLANK AND VOID |
|------------------------------------|----------------------|----------------|---|---|---|--|---------|----------------------|
| | | | WEP | SAP | SCC | LBT | | |
| Rush | | | | | | | | |
| | 4 | 411 | 5 | 0 | 12 | 5 | 1 | 9 |
| Rush | | 1,565 | 19 | 1 | 43 | 10 | 2 | 35 |
| Sweden | | | | | | | | |
| | 1 | 302 | 3 | 0 | 5 | 0 | 1 | 12 |
| | 2 | 120 | 2 | 1 | 4 | 2 | 0 | 1 |
| | 3 | 312 | 3 | 2 | 8 | 2 | 0 | 5 |
| | 4 | 369 | 7 | 1 | 2 | 3 | 0 | 9 |
| | 5 | 74 | 1 | 0 | 2 | 0 | 0 | 1 |
| | 6 | 272 | 3 | 1 | 3 | 0 | 1 | 7 |
| | 7 | 337 | 3 | 0 | 14 | 4 | 0 | 6 |
| | 8 | 282 | 1 | 0 | 11 | 1 | 0 | 0 |
| | 9 | 224 | 2 | 0 | 9 | 1 | 1 | 6 |
| | 10 | 437 | 1 | 0 | 9 | 4 | 1 | 3 |
| | 11 | 96 | 0 | 0 | 4 | 0 | 0 | 3 |
| | 12 | 257 | 0 | 0 | 3 | 2 | 0 | 2 |
| Sweden | | 3,082 | 26 | 5 | 74 | 19 | 4 | 55 |
| Webster | | | | | | | | |
| | 1 | 323 | 3 | 1 | 1 | 3 | 0 | 8 |
| | 2 | 328 | 1 | 0 | 8 | 3 | 1 | 1 |
| | 3 | 389 | 5 | 0 | 2 | 1 | 0 | 9 |
| | 4 | 142 | 0 | 0 | 1 | 1 | 0 | 2 |
| | 5 | 335 | 4 | 2 | 10 | 3 | 0 | 3 |
| | 6 | 262 | 2 | 0 | 7 | 0 | 0 | 6 |
| | 7 | 353 | 1 | 0 | 13 | 2 | 1 | 2 |
| | 8 | 297 | 4 | 0 | 7 | 1 | 0 | 5 |

GOVERNOR AND LIEUTENANT GOVERNOR
PART 2 OF 2
DETAIL

| LEGISLATIVE DISTRICT OR TOWN | ELECTION DISTRICT | TOTAL VOTES | ANDREW M. CUOMO AND KATHY C. HOCHUL WEP | STEVEN COHN AND BOBBY K. KALOTEE SAP | ROB ASTORINO AND CHRIS MOSS SCC | MICHAEL MCDERMOTT AND CHRIS EDES LBT | SCATTER | BLANK AND VOID |
|------------------------------------|----------------------|----------------|--|--|--|---|---------|----------------------|
| Webster | 9 | 331 | 4 | 0 | 2 | 4 | 0 | 3 |
| | 10 | 592 | 6 | 1 | 16 | 2 | 1 | 6 |
| | 11 | 319 | 0 | 0 | 4 | 2 | 0 | 5 |
| | 12 | 399 | 5 | 0 | 11 | 0 | 0 | 5 |
| | 13 | 288 | 1 | 0 | 7 | 0 | 0 | 4 |
| | 14 | 311 | 0 | 1 | 4 | 0 | 0 | 11 |
| | 15 | 260 | 1 | 1 | 8 | 2 | 0 | 5 |
| | 16 | 373 | 1 | 0 | 13 | 0 | 0 | 5 |
| | 17 | 307 | 3 | 0 | 5 | 1 | 0 | 5 |
| | 18 | 211 | 2 | 0 | 3 | 2 | 0 | 3 |
| | 19 | 489 | 7 | 0 | 7 | 3 | 2 | 7 |
| | 20 | 439 | 1 | 1 | 11 | 2 | 0 | 8 |
| | 21 | 355 | 5 | 0 | 11 | 2 | 2 | 2 |
| | 22 | 325 | 3 | 0 | 9 | 2 | 1 | 9 |
| | 23 | 300 | 3 | 0 | 9 | 3 | 0 | 5 |
| | 24 | 696 | 5 | 0 | 20 | 3 | 0 | 9 |
| | 25 | 271 | 3 | 1 | 7 | 2 | 0 | 1 |
| | 26 | 296 | 2 | 0 | 4 | 2 | 1 | 8 |
| | 27 | 352 | 4 | 0 | 5 | 2 | 0 | 4 |
| | 28 | 275 | 1 | 0 | 9 | 6 | 1 | 4 |
| | 29 | 230 | 2 | 0 | 4 | 0 | 0 | 5 |
| | 30 | 197 | 2 | 0 | 5 | 1 | 0 | 2 |
| | 31 | 373 | 5 | 1 | 5 | 2 | 0 | 12 |
| | 32 | 436 | 3 | 0 | 4 | 2 | 2 | 6 |
| | 33 | 349 | 1 | 0 | 7 | 5 | 0 | 5 |
| | 34 | 176 | 1 | 0 | 5 | 0 | 0 | 1 |

GOVERNOR AND LIEUTENANT GOVERNOR
PART 2 OF 2
DETAIL

| LEGISLATIVE DISTRICT OR TOWN | ELECTION DISTRICT | TOTAL VOTES | ANDREW M. CUOMO AND KATHY C. HOCHUL | STEVEN COHN AND BOBBY K. KALOTEE | ROB ASTORINO AND CHRIS MOSS | MICHAEL MCDERMOTT AND CHRIS EDES | SCATTER | BLANK AND VOID |
|------------------------------------|----------------------|----------------|---|---|---|--|---------|----------------------|
| | | | WEP | SAP | SCC | LBT | | |
| Webster | | | | | | | | |
| | 35 | 229 | 1 | 0 | 7 | 0 | 1 | 8 |
| | 36 | 278 | 1 | 1 | 2 | 0 | 1 | 2 |
| | 37 | 520 | 7 | 0 | 11 | 4 | 0 | 2 |
| | 38 | 366 | 6 | 0 | 3 | 1 | 0 | 6 |
| | 39 | 332 | 4 | 0 | 6 | 2 | 0 | 2 |
| | 40 | 496 | 2 | 1 | 2 | 2 | 0 | 15 |
| | 41 | 395 | 2 | 1 | 7 | 1 | 0 | 5 |
| | 42 | 326 | 3 | 2 | 6 | 3 | 0 | 6 |
| | 43 | 241 | 1 | 0 | 6 | 0 | 0 | 3 |
| Webster | | 14,562 | 118 | 14 | 294 | 77 | 14 | 225 |
| Wheatland | | | | | | | | |
| | 1 | 305 | 3 | 0 | 7 | 5 | 1 | 2 |
| | 2 | 320 | 3 | 1 | 5 | 0 | 1 | 6 |
| | 3 | 352 | 5 | 2 | 6 | 3 | 1 | 3 |
| | 4 | 282 | 1 | 1 | 4 | 2 | 0 | 3 |
| | 5 | 387 | 3 | 1 | 10 | 4 | 0 | 4 |
| Wheatland | | 1,646 | 15 | 5 | 32 | 14 | 3 | 18 |
| TOWNS | | 170,611 | 1,569 | 176 | 3,548 | 984 | 204 | 2,901 |
| GRAND TOTAL: | | 205,765 | 2,065 | 233 | 4,054 | 1,200 | 278 | 4,008 |

COMPTROLLER
SUMMARY

| LEGISLATIVE DISTRICT OR TOWN | TOTAL VOTES | THOMAS P. DINAPOLI | ROBERT ANTONACCI | ROBERT ANTONACCI | THOMAS P. DINAPOLI | THOMAS P. DINAPOLI | THERESA M. PORTELLI | JOHN CLIFTON | SCATTER | BLANK AND VOID |
|------------------------------------|----------------|--------------------------|---------------------|---------------------|--------------------------|--------------------------|---------------------------|-----------------|---------|----------------------|
| | | DEM | REP | CON/SCC | WOR | IND/WEP | GRE | LBT | | |
| Leg. Dist. 07 | 539 | 242 | 155 | 51 | 19 | 29 | 14 | 6 | 0 | 23 |
| Leg. Dist. 16 | 8 | 3 | 1 | 1 | 1 | 1 | 1 | 0 | 0 | 0 |
| Leg. Dist. 21 | 4,813 | 2,995 | 651 | 213 | 258 | 135 | 232 | 51 | 2 | 276 |
| Leg. Dist. 22 | 2,590 | 1,947 | 130 | 59 | 69 | 32 | 65 | 15 | 0 | 273 |
| Leg. Dist. 23 | 6,097 | 3,449 | 991 | 293 | 420 | 229 | 361 | 87 | 5 | 262 |
| Leg. Dist. 24 | 3,506 | 1,964 | 489 | 122 | 325 | 152 | 284 | 45 | 1 | 124 |
| Leg. Dist. 25 | 3,581 | 2,510 | 233 | 79 | 158 | 80 | 179 | 34 | 2 | 306 |
| Leg. Dist. 26 | 3,142 | 1,565 | 778 | 246 | 138 | 122 | 105 | 23 | 2 | 163 |
| Leg. Dist. 27 | 4,774 | 3,388 | 429 | 154 | 194 | 106 | 146 | 35 | 1 | 321 |
| Leg. Dist. 28 | 2,544 | 1,579 | 398 | 125 | 98 | 75 | 72 | 26 | 0 | 171 |
| Leg. Dist. 29 | 3,560 | 2,303 | 472 | 154 | 118 | 86 | 97 | 18 | 0 | 312 |
| CITY | 35,154 | 21,945 | 4,727 | 1,497 | 1,798 | 1,047 | 1,556 | 340 | 13 | 2,231 |
| Brighton | 11,576 | 6,451 | 2,731 | 613 | 569 | 415 | 333 | 106 | 4 | 354 |
| Chili | 9,020 | 3,394 | 3,430 | 1,077 | 289 | 256 | 173 | 91 | 1 | 309 |
| Clarkson | 1,976 | 623 | 834 | 306 | 45 | 55 | 30 | 20 | 0 | 63 |
| East Rochester | 1,659 | 754 | 492 | 164 | 54 | 59 | 39 | 19 | 0 | 78 |
| Gates | 7,842 | 3,398 | 2,630 | 715 | 251 | 226 | 155 | 86 | 0 | 381 |
| Greece | 27,141 | 10,374 | 10,336 | 3,098 | 753 | 790 | 474 | 176 | 13 | 1,127 |
| Hamlin | 2,581 | 735 | 1,139 | 370 | 79 | 73 | 56 | 38 | 0 | 91 |
| Henrietta | 10,407 | 4,627 | 3,430 | 967 | 339 | 361 | 232 | 101 | 2 | 348 |
| Irondequoit | 17,346 | 8,198 | 5,210 | 1,371 | 617 | 622 | 423 | 160 | 8 | 737 |
| Mendon | 3,620 | 1,275 | 1,466 | 398 | 91 | 128 | 86 | 48 | 0 | 128 |
| Ogden | 6,367 | 1,993 | 2,717 | 932 | 197 | 168 | 95 | 39 | 0 | 226 |
| Parma | 4,853 | 1,379 | 2,122 | 755 | 150 | 146 | 79 | 45 | 0 | 177 |
| Penfield | 13,683 | 5,643 | 5,042 | 1,280 | 412 | 511 | 227 | 115 | 1 | 452 |
| Perinton | 18,475 | 7,748 | 7,014 | 1,602 | 413 | 647 | 316 | 137 | 1 | 597 |

COMPTROLLER
SUMMARY

| LEGISLATIVE DISTRICT OR TOWN | TOTAL VOTES | THOMAS P. DINAPOLI DEM | ROBERT ANTONACCI REP | ROBERT ANTONACCI CON/SCC | THOMAS P. DINAPOLI WOR | THOMAS P. DINAPOLI IND/WEP | THERESA M. PORTELLI GRE | JOHN CLIFTON LBT | SCATTER | BLANK AND VOID |
|------------------------------------|----------------|---------------------------------|----------------------------|--------------------------------|---------------------------------|-------------------------------------|----------------------------------|------------------------|---------|----------------------|
| Pittsford | 11,117 | 5,097 | 4,055 | 794 | 265 | 321 | 190 | 90 | 1 | 304 |
| Riga | 2,093 | 622 | 927 | 289 | 48 | 66 | 34 | 19 | 0 | 88 |
| Rush | 1,565 | 563 | 625 | 172 | 66 | 37 | 32 | 13 | 0 | 57 |
| Sweden | 3,082 | 1,155 | 1,136 | 382 | 98 | 95 | 76 | 35 | 1 | 104 |
| Webster | 14,562 | 5,527 | 5,610 | 1,614 | 444 | 507 | 270 | 104 | 5 | 481 |
| Wheatland | 1,646 | 502 | 719 | 206 | 50 | 47 | 47 | 25 | 0 | 50 |
| TOWNS | 170,611 | 70,058 | 61,665 | 17,105 | 5,230 | 5,530 | 3,367 | 1,467 | 37 | 6,152 |
| GRAND TOTAL: | 205,765 | 92,003 | 66,392 | 18,602 | 7,028 | 6,577 | 4,923 | 1,807 | 50 | 8,383 |

COMPTROLLER
DETAIL

| LEGISLATIVE DISTRICT OR TOWN | ELECTION DISTRICT | TOTAL VOTES | THOMAS P. DINAPOLI | ROBERT ANTONACCI | ROBERT ANTONACCI | THOMAS P. DINAPOLI | THOMAS P. DINAPOLI | THERESA M. PORTELLI | JOHN CLIFTON | SCATTER | BLANK AND VOID |
|------------------------------------|----------------------|----------------|--------------------------|---------------------|---------------------|--------------------------|--------------------------|---------------------------|-----------------|---------|----------------------|
| | | | DEM | REP | CON/SCC | WOR | IND/WEP | GRE | LBT | | |
| Leg. Dist. 07 | | | | | | | | | | | |
| | 1 | 327 | 124 | 113 | 31 | 12 | 21 | 7 | 5 | 0 | 14 |
| | 2 | 212 | 118 | 42 | 20 | 7 | 8 | 7 | 1 | 0 | 9 |
| Leg. Dist. 07 | | 539 | 242 | 155 | 51 | 19 | 29 | 14 | 6 | 0 | 23 |
| Leg. Dist. 16 | | | | | | | | | | | |
| | 1 | 8 | 3 | 1 | 1 | 1 | 1 | 1 | 0 | 0 | 0 |
| Leg. Dist. 16 | | 8 | 3 | 1 | 1 | 1 | 1 | 1 | 0 | 0 | 0 |
| Leg. Dist. 21 | | | | | | | | | | | |
| | 1 | 227 | 120 | 37 | 8 | 20 | 9 | 14 | 4 | 0 | 15 |
| | 2 | 192 | 107 | 33 | 15 | 9 | 7 | 12 | 3 | 0 | 6 |
| | 3 | 119 | 76 | 15 | 9 | 2 | 4 | 1 | 3 | 0 | 9 |
| | 4 | 108 | 75 | 17 | 2 | 1 | 2 | 3 | 0 | 1 | 7 |
| | 5 | 123 | 60 | 20 | 11 | 13 | 4 | 11 | 1 | 0 | 3 |
| | 6 | 199 | 120 | 21 | 3 | 9 | 7 | 15 | 3 | 0 | 21 |
| | 7 | 351 | 227 | 56 | 12 | 13 | 9 | 14 | 3 | 0 | 17 |
| | 8 | 85 | 63 | 6 | 3 | 4 | 2 | 5 | 0 | 0 | 2 |
| | 9 | 224 | 133 | 38 | 11 | 9 | 7 | 15 | 1 | 0 | 10 |
| | 10 | 318 | 188 | 68 | 11 | 12 | 9 | 10 | 3 | 0 | 17 |
| | 11 | 182 | 124 | 20 | 7 | 9 | 1 | 3 | 0 | 0 | 18 |
| | 12 | 426 | 248 | 56 | 23 | 31 | 15 | 25 | 4 | 1 | 23 |
| | 13 | 144 | 73 | 11 | 8 | 21 | 6 | 16 | 4 | 0 | 5 |
| | 14 | 77 | 44 | 14 | 5 | 3 | 1 | 5 | 4 | 0 | 1 |
| | 15 | 276 | 192 | 29 | 11 | 13 | 8 | 5 | 2 | 0 | 16 |
| | 16 | 82 | 53 | 11 | 3 | 4 | 3 | 3 | 0 | 0 | 5 |
| | 17 | 186 | 104 | 18 | 8 | 12 | 6 | 17 | 2 | 0 | 19 |
| | 18 | 151 | 115 | 11 | 5 | 5 | 0 | 3 | 0 | 0 | 12 |
| | 19 | 73 | 51 | 5 | 3 | 3 | 4 | 2 | 1 | 0 | 4 |

COMPTROLLER
DETAIL

| LEGISLATIVE DISTRICT OR TOWN | ELECTION DISTRICT | TOTAL VOTES | THOMAS P. DINAPOLI DEM | ROBERT ANTONACCI REP | ROBERT ANTONACCI CON/SCC | THOMAS P. DINAPOLI WOR | THOMAS P. DINAPOLI IND/WEP | THERESA M. PORTELLI GRE | JOHN CLIFTON LBT | SCATTER | BLANK AND VOID |
|------------------------------------|----------------------|----------------|---------------------------------|----------------------------|--------------------------------|---------------------------------|-------------------------------------|----------------------------------|------------------------|---------|----------------------|
| Leg. Dist. 21 | | | | | | | | | | | |
| | 20 | 116 | 64 | 21 | 9 | 6 | 6 | 5 | 1 | 0 | 4 |
| | 21 | 156 | 108 | 15 | 5 | 11 | 2 | 7 | 1 | 0 | 7 |
| | 22 | 174 | 126 | 16 | 6 | 5 | 1 | 7 | 1 | 0 | 12 |
| | 23 | 172 | 102 | 25 | 10 | 10 | 5 | 9 | 1 | 0 | 10 |
| | 24 | 309 | 159 | 66 | 18 | 22 | 14 | 16 | 4 | 0 | 10 |
| | 25 | 173 | 132 | 8 | 4 | 6 | 1 | 4 | 3 | 0 | 15 |
| | 26 | 66 | 49 | 4 | 2 | 3 | 0 | 3 | 2 | 0 | 3 |
| | 27 | 104 | 82 | 10 | 1 | 2 | 2 | 2 | 0 | 0 | 5 |
| Leg. Dist. 21 | | 4,813 | 2,995 | 651 | 213 | 258 | 135 | 232 | 51 | 2 | 276 |
| Leg. Dist. 22 | | | | | | | | | | | |
| | 1 | 163 | 117 | 12 | 4 | 4 | 2 | 5 | 1 | 0 | 18 |
| | 2 | 59 | 41 | 2 | 0 | 1 | 1 | 1 | 0 | 0 | 13 |
| | 3 | 102 | 70 | 5 | 2 | 2 | 2 | 0 | 1 | 0 | 20 |
| | 4 | 43 | 33 | 3 | 2 | 0 | 1 | 0 | 0 | 0 | 4 |
| | 5 | 82 | 68 | 0 | 0 | 3 | 2 | 2 | 1 | 0 | 6 |
| | 6 | 111 | 87 | 4 | 0 | 4 | 0 | 1 | 0 | 0 | 15 |
| | 7 | 57 | 40 | 2 | 1 | 1 | 1 | 3 | 1 | 0 | 8 |
| | 8 | 121 | 85 | 7 | 5 | 7 | 0 | 2 | 0 | 0 | 15 |
| | 9 | 75 | 61 | 3 | 1 | 3 | 1 | 1 | 0 | 0 | 5 |
| | 10 | 94 | 87 | 2 | 0 | 2 | 0 | 0 | 0 | 0 | 3 |
| | 11 | 141 | 101 | 10 | 1 | 7 | 3 | 6 | 0 | 0 | 13 |
| | 12 | 81 | 59 | 2 | 1 | 1 | 1 | 1 | 2 | 0 | 14 |
| | 13 | 40 | 28 | 2 | 0 | 0 | 0 | 1 | 0 | 0 | 9 |
| | 14 | 103 | 75 | 11 | 3 | 2 | 3 | 2 | 0 | 0 | 7 |
| | 15 | 137 | 108 | 3 | 4 | 4 | 1 | 2 | 3 | 0 | 12 |
| | 16 | 55 | 46 | 3 | 0 | 3 | 1 | 0 | 0 | 0 | 2 |

COMPTROLLER
DETAIL

| LEGISLATIVE DISTRICT OR TOWN | ELECTION DISTRICT | TOTAL VOTES | THOMAS P. DINAPOLI DEM | ROBERT ANTONACCI REP | ROBERT ANTONACCI CON/SCC | THOMAS P. DINAPOLI WOR | THOMAS P. DINAPOLI IND/WEP | THERESA M. PORTELLI GRE | JOHN CLIFTON LBT | SCATTER | BLANK AND VOID |
|------------------------------------|----------------------|----------------|---------------------------------|----------------------------|--------------------------------|---------------------------------|-------------------------------------|----------------------------------|------------------------|---------|----------------------|
| Leg. Dist. 22 | | | | | | | | | | | |
| | 17 | 46 | 35 | 2 | 3 | 0 | 0 | 1 | 0 | 0 | 5 |
| | 18 | 73 | 58 | 4 | 1 | 1 | 1 | 1 | 0 | 0 | 7 |
| | 19 | 77 | 55 | 3 | 4 | 2 | 1 | 5 | 0 | 0 | 7 |
| | 20 | 130 | 101 | 2 | 3 | 1 | 1 | 1 | 0 | 0 | 21 |
| | 21 | 72 | 56 | 4 | 0 | 1 | 1 | 1 | 1 | 0 | 8 |
| | 22 | 116 | 93 | 3 | 4 | 2 | 1 | 1 | 0 | 0 | 12 |
| | 23 | 91 | 76 | 0 | 1 | 1 | 0 | 2 | 0 | 0 | 11 |
| | 24 | 53 | 35 | 4 | 2 | 2 | 1 | 1 | 0 | 0 | 8 |
| | 25 | 254 | 162 | 26 | 15 | 7 | 5 | 16 | 1 | 0 | 22 |
| | 26 | 82 | 62 | 10 | 0 | 4 | 2 | 3 | 1 | 0 | 0 |
| | 27 | 132 | 108 | 1 | 2 | 4 | 0 | 6 | 3 | 0 | 8 |
| Leg. Dist. 22 | | 2,590 | 1,947 | 130 | 59 | 69 | 32 | 65 | 15 | 0 | 273 |
| Leg. Dist. 23 | | | | | | | | | | | |
| | 1 | 116 | 76 | 22 | 2 | 6 | 4 | 1 | 2 | 0 | 3 |
| | 2 | 167 | 89 | 21 | 8 | 11 | 8 | 24 | 3 | 0 | 3 |
| | 3 | 134 | 66 | 23 | 8 | 17 | 2 | 8 | 0 | 0 | 10 |
| | 4 | 316 | 184 | 49 | 18 | 31 | 7 | 17 | 3 | 0 | 7 |
| | 5 | 84 | 44 | 12 | 2 | 6 | 4 | 10 | 2 | 0 | 4 |
| | 6 | 115 | 65 | 15 | 6 | 7 | 7 | 8 | 3 | 0 | 4 |
| | 7 | 215 | 121 | 24 | 5 | 21 | 8 | 19 | 5 | 0 | 12 |
| | 8 | 186 | 94 | 29 | 8 | 11 | 9 | 21 | 4 | 1 | 9 |
| | 9 | 156 | 93 | 29 | 6 | 9 | 5 | 8 | 3 | 0 | 3 |
| | 10 | 163 | 96 | 26 | 7 | 11 | 8 | 7 | 3 | 0 | 5 |
| | 11 | 216 | 122 | 30 | 6 | 21 | 8 | 16 | 4 | 0 | 9 |
| | 12 | 308 | 187 | 55 | 13 | 16 | 6 | 12 | 3 | 0 | 16 |
| | 13 | 207 | 117 | 45 | 9 | 6 | 8 | 5 | 2 | 1 | 14 |

COMPTROLLER
DETAIL

| LEGISLATIVE DISTRICT OR TOWN | ELECTION DISTRICT | TOTAL VOTES | THOMAS P. DINAPOLI | ROBERT ANTONACCI | ROBERT ANTONACCI | THOMAS P. DINAPOLI | THOMAS P. DINAPOLI | THERESA M. PORTELLI | JOHN CLIFTON | SCATTER | BLANK AND VOID |
|------------------------------------|----------------------|----------------|--------------------------|---------------------|---------------------|--------------------------|--------------------------|---------------------------|-----------------|---------|----------------------|
| | | | DEM | REP | CON/SCC | WOR | IND/WEP | GRE | LBT | | |
| Leg. Dist. 23 | | | | | | | | | | | |
| | 14 | 173 | 88 | 23 | 8 | 15 | 7 | 17 | 4 | 0 | 11 |
| | 15 | 121 | 66 | 20 | 7 | 11 | 4 | 6 | 1 | 1 | 5 |
| | 16 | 118 | 64 | 15 | 11 | 7 | 6 | 12 | 1 | 0 | 2 |
| | 17 | 286 | 153 | 45 | 12 | 20 | 10 | 23 | 4 | 0 | 19 |
| | 18 | 478 | 253 | 92 | 31 | 36 | 22 | 22 | 2 | 0 | 20 |
| | 19 | 255 | 134 | 49 | 14 | 19 | 10 | 13 | 4 | 0 | 12 |
| | 20 | 276 | 168 | 30 | 11 | 19 | 11 | 17 | 5 | 0 | 15 |
| | 21 | 234 | 133 | 44 | 13 | 18 | 8 | 14 | 1 | 0 | 3 |
| | 22 | 221 | 132 | 45 | 12 | 13 | 7 | 4 | 1 | 0 | 7 |
| | 23 | 136 | 85 | 15 | 4 | 4 | 7 | 10 | 1 | 1 | 9 |
| | 24 | 244 | 130 | 56 | 11 | 13 | 4 | 16 | 2 | 0 | 12 |
| | 25 | 357 | 219 | 49 | 23 | 24 | 10 | 5 | 7 | 0 | 20 |
| | 26 | 386 | 227 | 70 | 16 | 21 | 13 | 20 | 8 | 0 | 11 |
| | 27 | 186 | 93 | 30 | 17 | 11 | 11 | 13 | 4 | 0 | 7 |
| | 28/24-20/25-28 | 223 | 142 | 24 | 4 | 15 | 12 | 11 | 5 | 1 | 9 |
| | 29 | 20 | 8 | 4 | 1 | 1 | 3 | 2 | 0 | 0 | 1 |
| Leg. Dist. 23 | | 6,097 | 3,449 | 991 | 293 | 420 | 229 | 361 | 87 | 5 | 262 |
| Leg. Dist. 24 | | | | | | | | | | | |
| | 1 | 313 | 166 | 36 | 7 | 44 | 23 | 27 | 2 | 0 | 8 |
| | 2/22 | 209 | 128 | 22 | 4 | 27 | 5 | 18 | 2 | 0 | 3 |
| | 3/23 | 221 | 127 | 23 | 7 | 26 | 10 | 23 | 2 | 0 | 3 |
| | 4 | 266 | 154 | 32 | 7 | 17 | 10 | 24 | 9 | 0 | 13 |
| | 5/24 | 230 | 122 | 42 | 17 | 14 | 11 | 11 | 2 | 0 | 11 |
| | 6 | 159 | 93 | 20 | 6 | 10 | 6 | 14 | 5 | 1 | 4 |
| | 7 | 135 | 70 | 28 | 9 | 11 | 4 | 5 | 1 | 0 | 7 |
| | 8 | 173 | 97 | 26 | 5 | 16 | 9 | 12 | 4 | 0 | 4 |

COMPTROLLER
DETAIL

| LEGISLATIVE DISTRICT OR TOWN | ELECTION DISTRICT | TOTAL VOTES | THOMAS P. DINAPOLI | ROBERT ANTONACCI | ROBERT ANTONACCI | THOMAS P. DINAPOLI | THOMAS P. DINAPOLI | THERESA M. PORTELLI | JOHN CLIFTON | SCATTER | BLANK AND VOID |
|------------------------------------|----------------------|----------------|--------------------------|---------------------|---------------------|--------------------------|--------------------------|---------------------------|-----------------|---------|----------------------|
| | | | DEM | REP | CON/SCC | WOR | IND/WEP | GRE | LBT | | |
| Leg. Dist. 24 | | | | | | | | | | | |
| | 9 | 179 | 89 | 41 | 11 | 8 | 9 | 11 | 3 | 0 | 7 |
| | 10 | 292 | 174 | 20 | 11 | 45 | 12 | 18 | 1 | 0 | 11 |
| | 11 | 74 | 43 | 19 | 3 | 2 | 4 | 3 | 0 | 0 | 0 |
| | 12 | 33 | 22 | 7 | 0 | 0 | 0 | 2 | 1 | 0 | 1 |
| | 13 | 250 | 136 | 20 | 10 | 25 | 9 | 37 | 4 | 0 | 9 |
| | 14 | 233 | 133 | 32 | 5 | 26 | 9 | 20 | 3 | 0 | 5 |
| | 15/21 | 231 | 125 | 24 | 9 | 18 | 7 | 28 | 0 | 0 | 20 |
| | 16 | 196 | 99 | 39 | 5 | 22 | 10 | 13 | 3 | 0 | 5 |
| | 17 | 89 | 50 | 22 | 2 | 2 | 2 | 4 | 0 | 0 | 7 |
| | 18 | 201 | 124 | 31 | 4 | 11 | 11 | 14 | 1 | 0 | 5 |
| | 19 | 22 | 12 | 5 | 0 | 1 | 1 | 0 | 2 | 0 | 1 |
| Leg. Dist. 24 | | 3,506 | 1,964 | 489 | 122 | 325 | 152 | 284 | 45 | 1 | 124 |
| Leg. Dist. 25 | | | | | | | | | | | |
| | 1 | 254 | 165 | 29 | 5 | 9 | 7 | 18 | 3 | 2 | 16 |
| | 2 | 156 | 111 | 4 | 1 | 4 | 3 | 13 | 1 | 0 | 19 |
| | 3 | 252 | 204 | 9 | 5 | 3 | 3 | 2 | 0 | 0 | 26 |
| | 4/24 | 132 | 77 | 20 | 9 | 3 | 2 | 5 | 1 | 0 | 15 |
| | 5 | 187 | 135 | 8 | 3 | 11 | 5 | 7 | 2 | 0 | 16 |
| | 6 | 118 | 68 | 10 | 6 | 9 | 5 | 14 | 0 | 0 | 6 |
| | 7 | 181 | 141 | 2 | 2 | 9 | 5 | 3 | 0 | 0 | 19 |
| | 8 | 192 | 153 | 4 | 3 | 2 | 5 | 7 | 1 | 0 | 17 |
| | 9 | 85 | 65 | 0 | 0 | 4 | 0 | 2 | 1 | 0 | 13 |
| | 10 | 149 | 122 | 1 | 2 | 3 | 4 | 2 | 1 | 0 | 14 |
| | 11 | 75 | 64 | 1 | 0 | 1 | 0 | 0 | 1 | 0 | 8 |
| | 12 | 190 | 100 | 22 | 7 | 17 | 6 | 26 | 4 | 0 | 8 |
| | 13 | 140 | 106 | 4 | 0 | 7 | 2 | 6 | 1 | 0 | 14 |

COMPTROLLER
DETAIL

| LEGISLATIVE DISTRICT OR TOWN | ELECTION DISTRICT | TOTAL VOTES | THOMAS P. DINAPOLI DEM | ROBERT ANTONACCI REP | ROBERT ANTONACCI CON/SCC | THOMAS P. DINAPOLI WOR | THOMAS P. DINAPOLI IND/WEP | THERESA M. PORTELLI GRE | JOHN CLIFTON LBT | SCATTER | BLANK AND VOID |
|------------------------------------|----------------------|----------------|---------------------------------|----------------------------|--------------------------------|---------------------------------|-------------------------------------|----------------------------------|------------------------|---------|----------------------|
| Leg. Dist. 25 | | | | | | | | | | | |
| | 14 | 88 | 53 | 13 | 3 | 8 | 3 | 8 | 0 | 0 | 0 |
| | 15 | 129 | 102 | 3 | 3 | 6 | 1 | 2 | 0 | 0 | 12 |
| | 16 | 124 | 89 | 13 | 4 | 7 | 0 | 3 | 0 | 0 | 8 |
| | 17 | 121 | 84 | 1 | 2 | 4 | 0 | 5 | 0 | 0 | 25 |
| | 18 | 204 | 155 | 14 | 0 | 4 | 1 | 8 | 4 | 0 | 18 |
| | 19 | 21 | 13 | 4 | 1 | 1 | 0 | 0 | 1 | 0 | 1 |
| | 20 | 31 | 20 | 5 | 1 | 0 | 1 | 2 | 0 | 0 | 2 |
| | 21 | 81 | 56 | 6 | 3 | 3 | 3 | 0 | 3 | 0 | 7 |
| | 22 | 141 | 85 | 14 | 5 | 16 | 5 | 7 | 1 | 0 | 8 |
| | 23 | 21 | 10 | 3 | 0 | 1 | 1 | 6 | 0 | 0 | 0 |
| | 25 | 257 | 188 | 16 | 5 | 9 | 5 | 8 | 6 | 0 | 20 |
| | 26/27 | 91 | 52 | 9 | 2 | 6 | 6 | 7 | 2 | 0 | 7 |
| | 29/30 | 161 | 92 | 18 | 7 | 11 | 7 | 18 | 1 | 0 | 7 |
| Leg. Dist. 25 | | 3,581 | 2,510 | 233 | 79 | 158 | 80 | 179 | 34 | 2 | 306 |
| Leg. Dist. 26 | | | | | | | | | | | |
| | 1 | 354 | 153 | 109 | 31 | 9 | 15 | 14 | 2 | 0 | 21 |
| | 2 | 141 | 61 | 32 | 22 | 7 | 6 | 8 | 0 | 0 | 5 |
| | 3 | 88 | 45 | 24 | 5 | 1 | 2 | 5 | 0 | 0 | 6 |
| | 4 | 171 | 77 | 53 | 13 | 4 | 7 | 7 | 2 | 0 | 8 |
| | 5 | 142 | 79 | 22 | 12 | 7 | 3 | 12 | 0 | 0 | 7 |
| | 6 | 137 | 90 | 24 | 3 | 5 | 3 | 4 | 0 | 0 | 8 |
| | 7 | 167 | 93 | 32 | 7 | 9 | 2 | 6 | 2 | 0 | 16 |
| | 8 | 172 | 116 | 27 | 8 | 5 | 5 | 2 | 1 | 0 | 8 |
| | 9 | 199 | 88 | 52 | 19 | 13 | 10 | 7 | 1 | 0 | 9 |
| | 10 | 196 | 95 | 48 | 11 | 10 | 10 | 8 | 1 | 0 | 13 |
| | 11 | 185 | 95 | 39 | 12 | 13 | 9 | 3 | 3 | 1 | 10 |

COMPTROLLER
DETAIL

| LEGISLATIVE DISTRICT OR TOWN | ELECTION DISTRICT | TOTAL VOTES | THOMAS P. DINAPOLI DEM | ROBERT ANTONACCI REP | ROBERT ANTONACCI CON/SCC | THOMAS P. DINAPOLI WOR | THOMAS P. DINAPOLI IND/WEP | THERESA M. PORTELLI GRE | JOHN CLIFTON LBT | SCATTER | BLANK AND VOID |
|------------------------------------|----------------------|----------------|---------------------------------|----------------------------|--------------------------------|---------------------------------|-------------------------------------|----------------------------------|------------------------|---------|----------------------|
| Leg. Dist. 26 | 12 | 184 | 78 | 51 | 17 | 3 | 14 | 7 | 2 | 0 | 12 |
| | 13 | 218 | 108 | 58 | 21 | 13 | 7 | 1 | 2 | 0 | 8 |
| | 14 | 255 | 122 | 62 | 26 | 18 | 11 | 4 | 2 | 0 | 10 |
| | 15 | 169 | 97 | 34 | 8 | 10 | 6 | 6 | 2 | 0 | 6 |
| | 16 | 202 | 85 | 67 | 19 | 5 | 5 | 7 | 1 | 0 | 13 |
| | 17 | 162 | 83 | 44 | 12 | 6 | 7 | 4 | 2 | 1 | 3 |
| Leg. Dist. 26 | | 3,142 | 1,565 | 778 | 246 | 138 | 122 | 105 | 23 | 2 | 163 |
| Leg. Dist. 27 | 1 | 236 | 160 | 25 | 14 | 7 | 4 | 6 | 4 | 0 | 16 |
| | 2 | 245 | 180 | 23 | 14 | 4 | 3 | 7 | 2 | 0 | 12 |
| | 3 | 198 | 116 | 24 | 11 | 13 | 9 | 9 | 0 | 1 | 15 |
| | 4 | 244 | 165 | 28 | 7 | 13 | 5 | 12 | 0 | 0 | 14 |
| | 5 | 234 | 173 | 12 | 4 | 22 | 5 | 4 | 2 | 0 | 12 |
| | 6 | 180 | 133 | 11 | 3 | 8 | 5 | 2 | 2 | 0 | 16 |
| | 7 | 211 | 142 | 21 | 6 | 14 | 2 | 11 | 3 | 0 | 12 |
| | 8 | 331 | 250 | 26 | 5 | 10 | 6 | 8 | 1 | 0 | 25 |
| | 9 | 244 | 180 | 14 | 2 | 15 | 6 | 13 | 1 | 0 | 13 |
| | 10 | 218 | 144 | 25 | 12 | 5 | 6 | 11 | 2 | 0 | 13 |
| | 11 | 229 | 159 | 21 | 11 | 8 | 6 | 5 | 1 | 0 | 18 |
| | 12 | 173 | 125 | 16 | 3 | 5 | 6 | 4 | 2 | 0 | 12 |
| | 13 | 204 | 161 | 11 | 1 | 3 | 4 | 6 | 2 | 0 | 16 |
| | 14 | 160 | 128 | 11 | 1 | 1 | 2 | 4 | 1 | 0 | 12 |
| | 15 | 164 | 116 | 10 | 3 | 9 | 5 | 4 | 1 | 0 | 16 |
| | 16 | 181 | 134 | 9 | 5 | 13 | 4 | 7 | 2 | 0 | 7 |
| | 17 | 203 | 139 | 21 | 6 | 10 | 6 | 5 | 1 | 0 | 15 |
| | 18 | 184 | 100 | 45 | 10 | 7 | 4 | 3 | 2 | 0 | 13 |

COMPTROLLER
DETAIL

| LEGISLATIVE DISTRICT OR TOWN | ELECTION DISTRICT | TOTAL VOTES | THOMAS P. DINAPOLI DEM | ROBERT ANTONACCI REP | ROBERT ANTONACCI CON/SCC | THOMAS P. DINAPOLI WOR | THOMAS P. DINAPOLI IND/WEP | THERESA M. PORTELLI GRE | JOHN CLIFTON LBT | SCATTER | BLANK AND VOID |
|------------------------------------|----------------------|----------------|---------------------------------|----------------------------|--------------------------------|---------------------------------|-------------------------------------|----------------------------------|------------------------|---------|----------------------|
| Leg. Dist. 27 | | | | | | | | | | | |
| | 19 | 219 | 173 | 6 | 7 | 4 | 4 | 5 | 0 | 0 | 20 |
| | 20 | 109 | 84 | 4 | 2 | 4 | 1 | 4 | 0 | 0 | 10 |
| | 21 | 115 | 93 | 7 | 5 | 1 | 3 | 4 | 0 | 0 | 2 |
| | 22 | 147 | 96 | 21 | 10 | 7 | 4 | 0 | 2 | 0 | 7 |
| | 23 | 135 | 103 | 3 | 0 | 4 | 3 | 6 | 0 | 0 | 16 |
| | 25 | 91 | 53 | 20 | 6 | 4 | 1 | 0 | 3 | 0 | 4 |
| | 26 | 119 | 81 | 15 | 6 | 3 | 2 | 6 | 1 | 0 | 5 |
| Leg. Dist. 27 | | 4,774 | 3,388 | 429 | 154 | 194 | 106 | 146 | 35 | 1 | 321 |
| Leg. Dist. 28 | | | | | | | | | | | |
| | 1 | 117 | 79 | 16 | 6 | 4 | 2 | 3 | 0 | 0 | 7 |
| | 2 | 112 | 63 | 13 | 12 | 8 | 3 | 8 | 1 | 0 | 4 |
| | 3 | 82 | 64 | 7 | 1 | 2 | 2 | 0 | 2 | 0 | 4 |
| | 4 | 91 | 47 | 20 | 2 | 4 | 3 | 5 | 1 | 0 | 9 |
| | 5 | 117 | 71 | 25 | 2 | 2 | 4 | 2 | 0 | 0 | 11 |
| | 6 | 246 | 166 | 30 | 17 | 11 | 9 | 2 | 2 | 0 | 9 |
| | 7 | 234 | 138 | 52 | 12 | 5 | 6 | 3 | 3 | 0 | 15 |
| | 8 | 160 | 111 | 13 | 6 | 0 | 6 | 5 | 0 | 0 | 19 |
| | 9 | 150 | 77 | 32 | 6 | 12 | 6 | 8 | 1 | 0 | 8 |
| | 10 | 43 | 30 | 6 | 2 | 1 | 3 | 0 | 0 | 0 | 1 |
| | 11 | 102 | 58 | 17 | 6 | 3 | 3 | 1 | 0 | 0 | 14 |
| | 12 | 73 | 46 | 9 | 3 | 3 | 1 | 4 | 1 | 0 | 6 |
| | 13 | 134 | 85 | 16 | 5 | 6 | 6 | 3 | 1 | 0 | 12 |
| | 14 | 121 | 84 | 12 | 9 | 3 | 3 | 2 | 0 | 0 | 8 |
| | 15 | 52 | 33 | 6 | 2 | 2 | 1 | 3 | 1 | 0 | 4 |
| | 16 | 127 | 82 | 13 | 9 | 4 | 3 | 4 | 4 | 0 | 8 |
| | 17 | 23 | 11 | 7 | 2 | 2 | 0 | 1 | 0 | 0 | 0 |

COMPTROLLER
DETAIL

| LEGISLATIVE DISTRICT OR TOWN | ELECTION DISTRICT | TOTAL VOTES | THOMAS P. DINAPOLI | ROBERT ANTONACCI | ROBERT ANTONACCI | THOMAS P. DINAPOLI | THOMAS P. DINAPOLI | THERESA M. PORTELLI | JOHN CLIFTON | SCATTER | BLANK AND VOID |
|------------------------------------|----------------------|----------------|--------------------------|---------------------|---------------------|--------------------------|--------------------------|---------------------------|-----------------|---------|----------------------|
| | | | DEM | REP | CON/SCC | WOR | IND/WEP | GRE | LBT | | |
| Leg. Dist. 28 | | | | | | | | | | | |
| | 18 | 107 | 61 | 19 | 4 | 4 | 3 | 6 | 4 | 0 | 6 |
| | 19 | 3 | 1 | 1 | 1 | 0 | 0 | 0 | 0 | 0 | 0 |
| | 20 | 193 | 113 | 45 | 8 | 6 | 3 | 5 | 3 | 0 | 10 |
| | 21 | 182 | 111 | 27 | 9 | 12 | 7 | 6 | 2 | 0 | 8 |
| | 22 | 75 | 48 | 12 | 1 | 4 | 1 | 1 | 0 | 0 | 8 |
| Leg. Dist. 28 | | 2,544 | 1,579 | 398 | 125 | 98 | 75 | 72 | 26 | 0 | 171 |
| Leg. Dist. 29 | | | | | | | | | | | |
| | 1 | 17 | 14 | 2 | 1 | 0 | 0 | 0 | 0 | 0 | 0 |
| | 2 | 48 | 30 | 4 | 0 | 4 | 0 | 1 | 0 | 0 | 9 |
| | 3 | 7 | 5 | 0 | 0 | 0 | 0 | 1 | 0 | 0 | 1 |
| | 4 | 125 | 79 | 19 | 3 | 2 | 4 | 2 | 1 | 0 | 15 |
| | 5 | 171 | 109 | 24 | 10 | 8 | 2 | 2 | 0 | 0 | 16 |
| | 6 | 104 | 76 | 11 | 2 | 1 | 2 | 1 | 0 | 0 | 11 |
| | 7 | 137 | 70 | 30 | 8 | 15 | 5 | 0 | 2 | 0 | 7 |
| | 8 | 41 | 30 | 4 | 1 | 0 | 0 | 0 | 0 | 0 | 6 |
| | 9 | 262 | 165 | 41 | 9 | 11 | 7 | 9 | 4 | 0 | 16 |
| | 10 | 223 | 162 | 24 | 9 | 6 | 3 | 7 | 0 | 0 | 12 |
| | 11 | 175 | 104 | 35 | 11 | 5 | 4 | 2 | 0 | 0 | 14 |
| | 12 | 185 | 126 | 16 | 10 | 7 | 6 | 6 | 2 | 0 | 12 |
| | 13 | 98 | 60 | 9 | 4 | 3 | 2 | 3 | 0 | 0 | 17 |
| | 14 | 69 | 41 | 7 | 4 | 3 | 2 | 3 | 0 | 0 | 9 |
| | 15 | 114 | 80 | 12 | 5 | 3 | 3 | 2 | 1 | 0 | 8 |
| | 16 | 57 | 35 | 6 | 2 | 2 | 0 | 1 | 0 | 0 | 11 |
| | 17 | 133 | 73 | 23 | 13 | 4 | 4 | 7 | 0 | 0 | 9 |
| | 18 | 239 | 126 | 52 | 20 | 10 | 14 | 6 | 1 | 0 | 10 |
| | 19 | 99 | 63 | 12 | 3 | 4 | 1 | 6 | 0 | 0 | 10 |

COMPTROLLER
DETAIL

| LEGISLATIVE DISTRICT OR TOWN | ELECTION DISTRICT | TOTAL VOTES | THOMAS P. DINAPOLI | ROBERT ANTONACCI | ROBERT ANTONACCI | THOMAS P. DINAPOLI | THOMAS P. DINAPOLI | THERESA M. PORTELLI | JOHN CLIFTON | SCATTER | BLANK AND VOID |
|------------------------------------|----------------------|----------------|--------------------------|---------------------|---------------------|--------------------------|--------------------------|---------------------------|-----------------|----------|----------------------|
| | | | DEM | REP | CON/SCC | WOR | IND/WEP | GRE | LBT | | |
| Leg. Dist. 29 | | | | | | | | | | | |
| | 20 | 194 | 131 | 17 | 3 | 4 | 4 | 12 | 1 | 0 | 22 |
| | 21 | 199 | 118 | 32 | 6 | 10 | 8 | 12 | 2 | 0 | 11 |
| | 22 | 127 | 94 | 5 | 3 | 0 | 3 | 3 | 1 | 0 | 18 |
| | 23 | 183 | 137 | 21 | 2 | 5 | 0 | 3 | 0 | 0 | 15 |
| | 24 | 229 | 158 | 25 | 12 | 5 | 6 | 1 | 3 | 0 | 19 |
| | 25/28 | 255 | 170 | 35 | 10 | 3 | 6 | 6 | 0 | 0 | 25 |
| | 26 | 68 | 47 | 6 | 2 | 3 | 0 | 1 | 0 | 0 | 9 |
| | 27 | 1 | 0 | 0 | 1 | 0 | 0 | 0 | 0 | 0 | 0 |
| Leg. Dist. 29 | | <u>3,560</u> | <u>2,303</u> | <u>472</u> | <u>154</u> | <u>118</u> | <u>86</u> | <u>97</u> | <u>18</u> | <u>0</u> | <u>312</u> |
| CITY | | 35,154 | 21,945 | 4,727 | 1,497 | 1,798 | 1,047 | 1,556 | 340 | 13 | 2,231 |
| Brighton | | | | | | | | | | | |
| | 1 | 329 | 199 | 60 | 19 | 17 | 10 | 14 | 1 | 0 | 9 |
| | 2 | 201 | 90 | 58 | 19 | 12 | 7 | 9 | 3 | 0 | 3 |
| | 3 | 276 | 134 | 74 | 15 | 13 | 10 | 10 | 2 | 0 | 18 |
| | 4 | 273 | 162 | 45 | 10 | 18 | 17 | 14 | 2 | 0 | 5 |
| | 5 | 278 | 175 | 48 | 6 | 20 | 10 | 9 | 1 | 0 | 9 |
| | 6 | 387 | 204 | 104 | 18 | 18 | 13 | 13 | 9 | 0 | 8 |
| | 7 | 224 | 108 | 55 | 14 | 17 | 11 | 7 | 4 | 0 | 8 |
| | 8 | 296 | 144 | 110 | 14 | 7 | 6 | 2 | 3 | 0 | 10 |
| | 9 | 262 | 141 | 55 | 18 | 17 | 11 | 11 | 1 | 0 | 8 |
| | 10 | 319 | 186 | 66 | 14 | 19 | 12 | 8 | 3 | 0 | 11 |
| | 11 | 327 | 170 | 86 | 20 | 18 | 10 | 9 | 4 | 0 | 10 |
| | 12 | 354 | 199 | 74 | 13 | 27 | 12 | 12 | 1 | 0 | 16 |
| | 13 | 221 | 112 | 61 | 8 | 14 | 8 | 6 | 3 | 0 | 9 |
| | 14 | 153 | 88 | 29 | 6 | 9 | 7 | 8 | 1 | 0 | 5 |
| | 15 | 227 | 115 | 52 | 18 | 17 | 7 | 8 | 2 | 0 | 8 |

COMPTROLLER
DETAIL

| LEGISLATIVE DISTRICT OR TOWN | ELECTION DISTRICT | TOTAL VOTES | THOMAS P. DINAPOLI DEM | ROBERT ANTONACCI REP | ROBERT ANTONACCI CON/SCC | THOMAS P. DINAPOLI WOR | THOMAS P. DINAPOLI IND/WEP | THERESA M. PORTELLI GRE | JOHN CLIFTON LBT | SCATTER | BLANK AND VOID |
|------------------------------------|----------------------|----------------|---------------------------------|----------------------------|--------------------------------|---------------------------------|-------------------------------------|----------------------------------|------------------------|---------|----------------------|
| Brighton | | | | | | | | | | | |
| | 16 | 195 | 63 | 100 | 13 | 3 | 4 | 2 | 2 | 0 | 8 |
| | 17 | 118 | 90 | 24 | 0 | 1 | 0 | 0 | 0 | 0 | 3 |
| | 18 | 253 | 134 | 51 | 10 | 18 | 15 | 12 | 4 | 0 | 9 |
| | 19 | 189 | 110 | 38 | 11 | 11 | 7 | 9 | 1 | 0 | 2 |
| | 20 | 160 | 94 | 32 | 21 | 5 | 2 | 2 | 3 | 0 | 1 |
| | 21 | 242 | 136 | 51 | 13 | 15 | 16 | 5 | 0 | 0 | 6 |
| | 22 | 284 | 158 | 66 | 22 | 7 | 10 | 8 | 1 | 1 | 11 |
| | 23 | 233 | 146 | 52 | 10 | 5 | 6 | 7 | 1 | 0 | 6 |
| | 24 | 326 | 177 | 93 | 16 | 10 | 8 | 7 | 1 | 0 | 14 |
| | 25 | 237 | 136 | 39 | 8 | 26 | 8 | 10 | 5 | 0 | 5 |
| | 26 | 207 | 97 | 64 | 12 | 12 | 9 | 7 | 1 | 1 | 4 |
| | 27 | 225 | 131 | 54 | 8 | 13 | 5 | 4 | 4 | 0 | 6 |
| | 28 | 335 | 199 | 67 | 14 | 18 | 17 | 10 | 4 | 0 | 6 |
| | 29 | 221 | 111 | 70 | 16 | 9 | 5 | 2 | 2 | 0 | 6 |
| | 30 | 505 | 307 | 106 | 17 | 17 | 24 | 11 | 3 | 1 | 19 |
| | 31 | 241 | 140 | 45 | 9 | 14 | 8 | 12 | 2 | 0 | 11 |
| | 32 | 295 | 173 | 52 | 13 | 17 | 17 | 8 | 5 | 0 | 10 |
| | 33 | 322 | 192 | 73 | 14 | 10 | 15 | 8 | 3 | 0 | 7 |
| | 34 | 281 | 144 | 66 | 21 | 19 | 8 | 12 | 4 | 0 | 7 |
| | 35 | 230 | 142 | 45 | 10 | 13 | 7 | 5 | 1 | 0 | 7 |
| | 36 | 144 | 74 | 35 | 16 | 2 | 3 | 5 | 2 | 0 | 7 |
| | 37 | 261 | 169 | 48 | 13 | 10 | 5 | 6 | 2 | 0 | 8 |
| | 38 | 287 | 146 | 80 | 16 | 21 | 6 | 7 | 3 | 0 | 8 |
| | 39 | 248 | 127 | 65 | 22 | 8 | 7 | 6 | 3 | 0 | 10 |
| | 40 | 422 | 255 | 88 | 17 | 16 | 18 | 13 | 2 | 0 | 13 |
| | 41 | 262 | 147 | 70 | 14 | 12 | 9 | 6 | 1 | 0 | 3 |

COMPTROLLER
DETAIL

| LEGISLATIVE DISTRICT OR TOWN | ELECTION DISTRICT | TOTAL VOTES | THOMAS P. DINAPOLI DEM | ROBERT ANTONACCI REP | ROBERT ANTONACCI CON/SCC | THOMAS P. DINAPOLI WOR | THOMAS P. DINAPOLI IND/WEP | THERESA M. PORTELLI GRE | JOHN CLIFTON LBT | SCATTER | BLANK AND VOID |
|------------------------------------|----------------------|----------------|---------------------------------|----------------------------|--------------------------------|---------------------------------|-------------------------------------|----------------------------------|------------------------|----------|----------------------|
| Brighton | | | | | | | | | | | |
| | 42 | 98 | 60 | 16 | 10 | 4 | 6 | 2 | 0 | 0 | 0 |
| | 43 | 239 | 141 | 66 | 15 | 2 | 6 | 2 | 4 | 0 | 3 |
| | 44 | 73 | 36 | 18 | 4 | 3 | 4 | 2 | 0 | 1 | 5 |
| | 45 | 161 | 81 | 53 | 9 | 2 | 6 | 2 | 2 | 0 | 6 |
| | 46 | 155 | 108 | 27 | 7 | 3 | 3 | 1 | 0 | 0 | 6 |
| | | <u>11,576</u> | <u>6,451</u> | <u>2,731</u> | <u>613</u> | <u>569</u> | <u>415</u> | <u>333</u> | <u>106</u> | <u>4</u> | <u>354</u> |
| Brighton Chili | | | | | | | | | | | |
| | 1 | 215 | 78 | 92 | 25 | 4 | 7 | 2 | 1 | 0 | 6 |
| | 2 | 360 | 93 | 156 | 55 | 19 | 6 | 9 | 8 | 0 | 14 |
| | 3 | 347 | 129 | 124 | 35 | 10 | 15 | 15 | 6 | 0 | 13 |
| | 4 | 211 | 73 | 77 | 32 | 7 | 5 | 3 | 4 | 0 | 10 |
| | 5 | 248 | 105 | 83 | 30 | 7 | 10 | 3 | 3 | 0 | 7 |
| | 6 | 261 | 89 | 99 | 31 | 7 | 8 | 10 | 2 | 0 | 15 |
| | 7 | 133 | 64 | 32 | 11 | 6 | 4 | 4 | 1 | 0 | 11 |
| | 8 | 280 | 93 | 122 | 36 | 11 | 5 | 2 | 5 | 0 | 6 |
| | 9 | 272 | 98 | 98 | 30 | 10 | 11 | 8 | 6 | 0 | 11 |
| | 10 | 185 | 48 | 71 | 34 | 13 | 3 | 5 | 4 | 0 | 7 |
| | 11 | 262 | 88 | 103 | 35 | 6 | 9 | 6 | 2 | 0 | 13 |
| | 12 | 252 | 113 | 87 | 27 | 5 | 10 | 5 | 0 | 0 | 5 |
| | 13 | 405 | 143 | 174 | 45 | 13 | 12 | 4 | 5 | 0 | 9 |
| | 14 | 267 | 84 | 127 | 32 | 4 | 8 | 4 | 1 | 0 | 7 |
| | 15 | 249 | 85 | 110 | 26 | 5 | 5 | 3 | 1 | 0 | 14 |
| | 16 | 541 | 206 | 219 | 68 | 12 | 8 | 11 | 3 | 0 | 14 |
| | 17 | 651 | 244 | 280 | 72 | 17 | 11 | 6 | 3 | 0 | 18 |
| | 18 | 268 | 93 | 107 | 36 | 10 | 9 | 6 | 0 | 0 | 7 |
| | 19 | 274 | 122 | 101 | 28 | 7 | 5 | 3 | 2 | 0 | 6 |

COMPTROLLER
DETAIL

| LEGISLATIVE DISTRICT OR TOWN | ELECTION DISTRICT | TOTAL VOTES | THOMAS P. DINAPOLI DEM | ROBERT ANTONACCI REP | ROBERT ANTONACCI CON/SCC | THOMAS P. DINAPOLI WOR | THOMAS P. DINAPOLI IND/WEP | THERESA M. PORTELLI GRE | JOHN CLIFTON LBT | SCATTER | BLANK AND VOID |
|------------------------------------|----------------------|----------------|---------------------------------|----------------------------|--------------------------------|---------------------------------|-------------------------------------|----------------------------------|------------------------|---------|----------------------|
| Chili | | | | | | | | | | | |
| | 20 | 365 | 166 | 121 | 36 | 11 | 12 | 7 | 1 | 0 | 11 |
| | 21 | 196 | 90 | 64 | 15 | 10 | 5 | 0 | 3 | 0 | 9 |
| | 22 | 211 | 103 | 56 | 23 | 8 | 5 | 4 | 2 | 1 | 9 |
| | 23 | 204 | 74 | 78 | 25 | 9 | 7 | 5 | 1 | 0 | 5 |
| | 24 | 468 | 198 | 170 | 50 | 9 | 16 | 5 | 3 | 0 | 17 |
| | 25 | 196 | 105 | 46 | 14 | 7 | 7 | 7 | 5 | 0 | 5 |
| | 26 | 354 | 120 | 136 | 52 | 10 | 11 | 7 | 2 | 0 | 16 |
| | 27 | 249 | 94 | 85 | 40 | 8 | 6 | 5 | 3 | 0 | 8 |
| | 28 | 233 | 108 | 71 | 23 | 10 | 4 | 6 | 4 | 0 | 7 |
| | 29 | 197 | 63 | 82 | 24 | 8 | 7 | 5 | 0 | 0 | 8 |
| | 30 | 141 | 34 | 56 | 25 | 6 | 4 | 6 | 4 | 0 | 6 |
| | 31 | 264 | 114 | 100 | 17 | 8 | 11 | 5 | 3 | 0 | 6 |
| | 32 | 261 | 77 | 103 | 45 | 12 | 10 | 2 | 3 | 0 | 9 |
| Chili | | 9,020 | 3,394 | 3,430 | 1,077 | 289 | 256 | 173 | 91 | 1 | 309 |
| Clarkson | | | | | | | | | | | |
| | 1 | 400 | 128 | 169 | 58 | 14 | 19 | 5 | 1 | 0 | 6 |
| | 2 | 54 | 15 | 23 | 14 | 0 | 1 | 0 | 0 | 0 | 1 |
| | 3 | 345 | 126 | 145 | 42 | 8 | 4 | 2 | 4 | 0 | 14 |
| | 4 | 440 | 123 | 203 | 61 | 10 | 11 | 11 | 3 | 0 | 18 |
| | 5 | 508 | 155 | 198 | 92 | 11 | 14 | 9 | 9 | 0 | 20 |
| | 6 | 229 | 76 | 96 | 39 | 2 | 6 | 3 | 3 | 0 | 4 |
| Clarkson | | 1,976 | 623 | 834 | 306 | 45 | 55 | 30 | 20 | 0 | 63 |
| East Rochester | | | | | | | | | | | |
| | 1 | 287 | 135 | 88 | 23 | 7 | 11 | 6 | 3 | 0 | 14 |
| | 2 | 247 | 108 | 72 | 23 | 11 | 6 | 7 | 3 | 0 | 17 |
| | 3 | 254 | 112 | 76 | 34 | 6 | 8 | 4 | 5 | 0 | 9 |

COMPTROLLER
DETAIL

| LEGISLATIVE DISTRICT OR TOWN | ELECTION DISTRICT | TOTAL VOTES | THOMAS P. DINAPOLI | ROBERT ANTONACCI | ROBERT ANTONACCI | THOMAS P. DINAPOLI | THOMAS P. DINAPOLI | THERESA M. PORTELLI | JOHN CLIFTON | SCATTER | BLANK AND VOID |
|------------------------------------|----------------------|----------------|--------------------------|---------------------|---------------------|--------------------------|--------------------------|---------------------------|-----------------|---------|----------------------|
| | | | DEM | REP | CON/SCC | WOR | IND/WEP | GRE | LBT | | |
| East Rochester | | | | | | | | | | | |
| | 4 | 201 | 100 | 58 | 11 | 9 | 7 | 9 | 0 | 0 | 7 |
| | 5 | 184 | 75 | 58 | 23 | 3 | 12 | 4 | 1 | 0 | 8 |
| | 6 | 258 | 128 | 72 | 23 | 6 | 9 | 3 | 2 | 0 | 15 |
| | 7 | 228 | 96 | 68 | 27 | 12 | 6 | 6 | 5 | 0 | 8 |
| East Rochester | | 1,659 | 754 | 492 | 164 | 54 | 59 | 39 | 19 | 0 | 78 |
| Gates | | | | | | | | | | | |
| | 1 | 158 | 61 | 51 | 18 | 11 | 3 | 4 | 3 | 0 | 7 |
| | 2 | 213 | 109 | 66 | 10 | 4 | 5 | 4 | 1 | 0 | 14 |
| | 3 | 205 | 73 | 69 | 21 | 5 | 9 | 5 | 4 | 0 | 19 |
| | 4 | 229 | 101 | 71 | 21 | 4 | 8 | 4 | 3 | 0 | 17 |
| | 5 | 298 | 141 | 94 | 22 | 11 | 13 | 7 | 1 | 0 | 9 |
| | 6 | 238 | 106 | 80 | 18 | 12 | 2 | 6 | 3 | 0 | 11 |
| | 7 | 475 | 187 | 181 | 31 | 22 | 11 | 9 | 10 | 0 | 24 |
| | 8 | 199 | 87 | 79 | 11 | 5 | 9 | 2 | 2 | 0 | 4 |
| | 9 | 261 | 135 | 74 | 21 | 4 | 5 | 5 | 3 | 0 | 14 |
| | 10 | 150 | 83 | 39 | 19 | 2 | 2 | 1 | 2 | 0 | 2 |
| | 11 | 178 | 82 | 59 | 11 | 10 | 4 | 2 | 4 | 0 | 6 |
| | 12 | 159 | 71 | 51 | 19 | 3 | 2 | 5 | 0 | 0 | 8 |
| | 13 | 215 | 98 | 71 | 19 | 4 | 7 | 4 | 2 | 0 | 10 |
| | 14 | 196 | 83 | 59 | 15 | 4 | 10 | 7 | 0 | 0 | 18 |
| | 15 | 346 | 152 | 118 | 31 | 7 | 11 | 7 | 2 | 0 | 18 |
| | 16 | 185 | 89 | 59 | 17 | 4 | 3 | 4 | 1 | 0 | 8 |
| | 17 | 212 | 92 | 67 | 20 | 14 | 8 | 4 | 2 | 0 | 5 |
| | 18 | 268 | 94 | 110 | 29 | 8 | 4 | 1 | 4 | 0 | 18 |
| | 19 | 234 | 83 | 90 | 31 | 6 | 8 | 2 | 2 | 0 | 12 |
| | 20 | 228 | 94 | 75 | 22 | 10 | 6 | 8 | 2 | 0 | 11 |

COMPTROLLER
DETAIL

| LEGISLATIVE DISTRICT OR TOWN | ELECTION DISTRICT | TOTAL VOTES | THOMAS P. DINAPOLI DEM | ROBERT ANTONACCI REP | ROBERT ANTONACCI CON/SCC | THOMAS P. DINAPOLI WOR | THOMAS P. DINAPOLI IND/WEP | THERESA M. PORTELLI GRE | JOHN CLIFTON LBT | SCATTER | BLANK AND VOID |
|------------------------------------|----------------------|----------------|---------------------------------|----------------------------|--------------------------------|---------------------------------|-------------------------------------|----------------------------------|------------------------|---------|----------------------|
| Gates | | | | | | | | | | | |
| | 21 | 215 | 93 | 70 | 20 | 11 | 5 | 6 | 1 | 0 | 9 |
| | 22 | 197 | 75 | 71 | 25 | 2 | 11 | 5 | 2 | 0 | 6 |
| | 23 | 234 | 85 | 74 | 41 | 4 | 8 | 2 | 5 | 0 | 15 |
| | 24 | 277 | 125 | 97 | 20 | 9 | 4 | 5 | 3 | 0 | 14 |
| | 25 | 189 | 80 | 63 | 18 | 5 | 3 | 7 | 1 | 0 | 12 |
| | 26 | 291 | 108 | 108 | 31 | 12 | 11 | 4 | 4 | 0 | 13 |
| | 27 | 289 | 143 | 82 | 29 | 7 | 4 | 6 | 3 | 0 | 15 |
| | 28 | 188 | 72 | 73 | 13 | 4 | 6 | 1 | 2 | 0 | 17 |
| | 29 | 212 | 87 | 72 | 17 | 11 | 8 | 4 | 2 | 0 | 11 |
| | 30 | 163 | 89 | 47 | 9 | 5 | 3 | 2 | 1 | 0 | 7 |
| | 31 | 188 | 91 | 65 | 15 | 4 | 2 | 1 | 1 | 0 | 9 |
| | 32 | 271 | 107 | 99 | 30 | 8 | 15 | 5 | 3 | 0 | 4 |
| | 33 | 108 | 59 | 20 | 8 | 8 | 8 | 5 | 0 | 0 | 0 |
| | 34 | 210 | 88 | 74 | 22 | 6 | 1 | 6 | 5 | 0 | 8 |
| | 35 | 163 | 75 | 52 | 11 | 5 | 7 | 5 | 2 | 0 | 6 |
| Gates | | 7,842 | 3,398 | 2,630 | 715 | 251 | 226 | 155 | 86 | 0 | 381 |
| Greece | | | | | | | | | | | |
| | 1 | 249 | 97 | 95 | 24 | 8 | 7 | 5 | 0 | 0 | 13 |
| | 2 | 301 | 76 | 132 | 41 | 16 | 10 | 10 | 2 | 0 | 14 |
| | 3 | 225 | 83 | 92 | 24 | 5 | 9 | 6 | 2 | 0 | 4 |
| | 4 | 192 | 77 | 72 | 25 | 2 | 7 | 4 | 0 | 0 | 5 |
| | 5 | 174 | 71 | 55 | 20 | 5 | 5 | 8 | 1 | 0 | 9 |
| | 6 | 166 | 64 | 47 | 27 | 8 | 3 | 1 | 3 | 0 | 13 |
| | 7 | 231 | 98 | 77 | 22 | 12 | 5 | 5 | 0 | 0 | 12 |
| | 8 | 199 | 66 | 73 | 22 | 10 | 6 | 8 | 3 | 0 | 11 |
| | 9 | 178 | 68 | 63 | 21 | 3 | 3 | 9 | 2 | 0 | 9 |

COMPTROLLER
DETAIL

| LEGISLATIVE DISTRICT OR TOWN | ELECTION DISTRICT | TOTAL VOTES | THOMAS P. DINAPOLI DEM | ROBERT ANTONACCI REP | ROBERT ANTONACCI CON/SCC | THOMAS P. DINAPOLI WOR | THOMAS P. DINAPOLI IND/WEP | THERESA M. PORTELLI GRE | JOHN CLIFTON LBT | SCATTER | BLANK AND VOID |
|------------------------------------|----------------------|----------------|---------------------------------|----------------------------|--------------------------------|---------------------------------|-------------------------------------|----------------------------------|------------------------|---------|----------------------|
| Greece | | | | | | | | | | | |
| | 10 | 183 | 65 | 65 | 20 | 10 | 11 | 5 | 2 | 0 | 5 |
| | 11 | 79 | 31 | 24 | 10 | 0 | 3 | 3 | 0 | 0 | 8 |
| | 12 | 123 | 49 | 34 | 11 | 7 | 5 | 8 | 0 | 0 | 9 |
| | 13 | 203 | 94 | 64 | 26 | 3 | 1 | 6 | 2 | 1 | 6 |
| | 14 | 160 | 71 | 51 | 20 | 6 | 5 | 2 | 0 | 0 | 5 |
| | 15 | 214 | 70 | 96 | 17 | 3 | 10 | 1 | 1 | 1 | 15 |
| | 16 | 169 | 58 | 72 | 16 | 6 | 3 | 5 | 2 | 0 | 7 |
| | 17 | 304 | 111 | 135 | 32 | 10 | 4 | 3 | 1 | 0 | 8 |
| | 18 | 260 | 98 | 101 | 26 | 6 | 10 | 5 | 1 | 0 | 13 |
| | 19 | 199 | 77 | 65 | 20 | 8 | 10 | 5 | 3 | 0 | 11 |
| | 20 | 175 | 55 | 62 | 30 | 9 | 4 | 8 | 1 | 0 | 6 |
| | 21 | 232 | 84 | 87 | 27 | 9 | 8 | 3 | 4 | 1 | 9 |
| | 22 | 175 | 66 | 65 | 12 | 7 | 4 | 6 | 3 | 0 | 12 |
| | 23 | 337 | 168 | 89 | 27 | 10 | 10 | 9 | 3 | 1 | 20 |
| | 24 | 333 | 116 | 138 | 40 | 5 | 14 | 4 | 2 | 0 | 14 |
| | 25 | 223 | 86 | 79 | 18 | 7 | 8 | 5 | 2 | 0 | 18 |
| | 26 | 169 | 68 | 58 | 19 | 8 | 1 | 3 | 2 | 0 | 10 |
| | 27 | 297 | 122 | 109 | 42 | 4 | 9 | 3 | 0 | 0 | 8 |
| | 28 | 287 | 103 | 112 | 37 | 9 | 8 | 7 | 2 | 0 | 9 |
| | 29 | 242 | 112 | 80 | 25 | 4 | 6 | 4 | 0 | 0 | 11 |
| | 30 | 175 | 74 | 55 | 23 | 4 | 6 | 4 | 1 | 0 | 8 |
| | 31 | 192 | 85 | 55 | 24 | 7 | 9 | 4 | 1 | 0 | 7 |
| | 32 | 205 | 86 | 56 | 32 | 12 | 9 | 3 | 2 | 0 | 5 |
| | 33 | 283 | 96 | 111 | 42 | 9 | 7 | 5 | 2 | 0 | 11 |
| | 34 | 273 | 103 | 108 | 28 | 8 | 5 | 11 | 1 | 0 | 9 |
| | 35 | 264 | 76 | 120 | 31 | 8 | 7 | 10 | 0 | 0 | 12 |

COMPTROLLER
DETAIL

| LEGISLATIVE DISTRICT OR TOWN | ELECTION DISTRICT | TOTAL VOTES | THOMAS P. DINAPOLI DEM | ROBERT ANTONACCI REP | ROBERT ANTONACCI CON/SCC | THOMAS P. DINAPOLI WOR | THOMAS P. DINAPOLI IND/WEP | THERESA M. PORTELLI GRE | JOHN CLIFTON LBT | SCATTER | BLANK AND VOID |
|------------------------------------|----------------------|----------------|---------------------------------|----------------------------|--------------------------------|---------------------------------|-------------------------------------|----------------------------------|------------------------|---------|----------------------|
| Greece | | | | | | | | | | | |
| | 36 | 300 | 130 | 105 | 33 | 7 | 8 | 2 | 4 | 0 | 11 |
| | 37 | 197 | 76 | 73 | 25 | 4 | 5 | 3 | 2 | 0 | 9 |
| | 38 | 359 | 136 | 141 | 38 | 10 | 12 | 6 | 5 | 0 | 11 |
| | 39 | 178 | 62 | 71 | 22 | 6 | 4 | 2 | 1 | 0 | 10 |
| | 40 | 185 | 84 | 62 | 17 | 4 | 4 | 4 | 1 | 0 | 9 |
| | 41 | 311 | 124 | 119 | 31 | 8 | 9 | 6 | 0 | 1 | 13 |
| | 42 | 205 | 89 | 58 | 29 | 8 | 5 | 7 | 2 | 0 | 7 |
| | 43 | 228 | 60 | 99 | 47 | 8 | 3 | 1 | 0 | 0 | 10 |
| | 44 | 343 | 123 | 147 | 35 | 13 | 12 | 0 | 0 | 0 | 13 |
| | 45 | 380 | 122 | 182 | 49 | 8 | 5 | 3 | 2 | 0 | 9 |
| | 46 | 147 | 59 | 41 | 27 | 4 | 5 | 4 | 0 | 0 | 7 |
| | 47 | 246 | 93 | 85 | 39 | 6 | 5 | 8 | 3 | 0 | 7 |
| | 48 | 171 | 64 | 65 | 16 | 4 | 6 | 6 | 2 | 0 | 8 |
| | 49 | 193 | 85 | 69 | 18 | 4 | 6 | 1 | 0 | 0 | 10 |
| | 50 | 229 | 81 | 88 | 29 | 6 | 8 | 6 | 1 | 0 | 10 |
| | 51 | 154 | 59 | 66 | 10 | 3 | 1 | 4 | 2 | 0 | 9 |
| | 52 | 294 | 123 | 121 | 25 | 7 | 2 | 5 | 1 | 1 | 9 |
| | 53 | 200 | 95 | 69 | 16 | 5 | 6 | 2 | 1 | 0 | 6 |
| | 54 | 287 | 95 | 115 | 41 | 9 | 11 | 2 | 3 | 0 | 11 |
| | 55 | 209 | 77 | 76 | 33 | 4 | 6 | 1 | 2 | 0 | 10 |
| | 56 | 292 | 111 | 114 | 35 | 9 | 7 | 5 | 0 | 0 | 11 |
| | 57 | 235 | 91 | 86 | 27 | 7 | 5 | 5 | 1 | 0 | 13 |
| | 58 | 332 | 132 | 123 | 38 | 10 | 10 | 9 | 1 | 0 | 9 |
| | 59 | 113 | 54 | 19 | 22 | 3 | 2 | 4 | 0 | 0 | 9 |
| | 60 | 198 | 78 | 76 | 20 | 6 | 8 | 5 | 2 | 0 | 3 |
| | 61 | 219 | 94 | 75 | 25 | 10 | 5 | 3 | 2 | 0 | 5 |

COMPTROLLER
DETAIL

| LEGISLATIVE DISTRICT OR TOWN | ELECTION DISTRICT | TOTAL VOTES | THOMAS P. DINAPOLI DEM | ROBERT ANTONACCI REP | ROBERT ANTONACCI CON/SCC | THOMAS P. DINAPOLI WOR | THOMAS P. DINAPOLI IND/WEP | THERESA M. PORTELLI GRE | JOHN CLIFTON LBT | SCATTER | BLANK AND VOID |
|------------------------------------|----------------------|----------------|---------------------------------|----------------------------|--------------------------------|---------------------------------|-------------------------------------|----------------------------------|------------------------|---------|----------------------|
| Greece | | | | | | | | | | | |
| | 62 | 285 | 130 | 101 | 28 | 6 | 10 | 1 | 0 | 0 | 9 |
| | 63 | 275 | 122 | 82 | 31 | 5 | 6 | 11 | 4 | 1 | 13 |
| | 64 | 197 | 72 | 93 | 12 | 5 | 6 | 4 | 2 | 0 | 3 |
| | 65 | 240 | 104 | 99 | 10 | 3 | 8 | 5 | 0 | 0 | 11 |
| | 66 | 125 | 56 | 38 | 15 | 1 | 3 | 1 | 4 | 0 | 7 |
| | 67 | 233 | 83 | 86 | 35 | 5 | 9 | 4 | 3 | 0 | 8 |
| | 68 | 307 | 113 | 114 | 42 | 8 | 6 | 4 | 5 | 0 | 15 |
| | 69 | 185 | 79 | 71 | 16 | 4 | 4 | 1 | 1 | 2 | 7 |
| | 70 | 614 | 215 | 267 | 59 | 15 | 19 | 1 | 5 | 0 | 33 |
| | 71 | 291 | 108 | 104 | 38 | 9 | 12 | 7 | 2 | 0 | 11 |
| | 72 | 327 | 122 | 128 | 43 | 4 | 8 | 9 | 0 | 1 | 12 |
| | 73 | 138 | 56 | 48 | 21 | 4 | 3 | 3 | 1 | 0 | 2 |
| | 74 | 198 | 94 | 49 | 25 | 8 | 8 | 5 | 1 | 0 | 8 |
| | 75 | 199 | 69 | 89 | 21 | 2 | 5 | 3 | 3 | 0 | 7 |
| | 76 | 216 | 70 | 97 | 29 | 3 | 5 | 2 | 3 | 0 | 7 |
| | 77 | 323 | 130 | 119 | 35 | 8 | 6 | 4 | 0 | 0 | 21 |
| | 78 | 179 | 56 | 73 | 21 | 6 | 12 | 0 | 0 | 0 | 11 |
| | 79 | 416 | 146 | 175 | 55 | 16 | 10 | 2 | 2 | 0 | 10 |
| | 80 | 341 | 121 | 142 | 40 | 10 | 8 | 1 | 2 | 0 | 17 |
| | 81 | 184 | 70 | 80 | 15 | 4 | 3 | 4 | 2 | 0 | 6 |
| | 82 | 207 | 89 | 68 | 20 | 10 | 3 | 9 | 4 | 0 | 4 |
| | 83 | 126 | 53 | 44 | 13 | 4 | 2 | 3 | 3 | 0 | 4 |
| | 84 | 303 | 125 | 111 | 27 | 8 | 12 | 1 | 1 | 1 | 17 |
| | 85 | 309 | 105 | 112 | 44 | 13 | 15 | 4 | 2 | 0 | 14 |
| | 86 | 372 | 160 | 138 | 38 | 11 | 11 | 2 | 1 | 0 | 11 |
| | 87 | 224 | 89 | 80 | 30 | 4 | 6 | 5 | 1 | 0 | 9 |

COMPTROLLER
DETAIL

| LEGISLATIVE DISTRICT OR TOWN | ELECTION DISTRICT | TOTAL VOTES | THOMAS P. DINAPOLI DEM | ROBERT ANTONACCI REP | ROBERT ANTONACCI CON/SCC | THOMAS P. DINAPOLI WOR | THOMAS P. DINAPOLI IND/WEP | THERESA M. PORTELLI GRE | JOHN CLIFTON LBT | SCATTER | BLANK AND VOID |
|------------------------------------|----------------------|----------------|---------------------------------|----------------------------|--------------------------------|---------------------------------|-------------------------------------|----------------------------------|------------------------|---------|----------------------|
| Greece | | | | | | | | | | | |
| | 88 | 248 | 97 | 86 | 38 | 3 | 6 | 4 | 1 | 0 | 13 |
| | 89 | 198 | 70 | 83 | 22 | 8 | 6 | 0 | 2 | 0 | 7 |
| | 90 | 280 | 92 | 121 | 36 | 5 | 6 | 2 | 4 | 0 | 14 |
| | 91 | 454 | 145 | 220 | 42 | 4 | 19 | 9 | 1 | 0 | 14 |
| | 92 | 364 | 164 | 117 | 35 | 6 | 9 | 6 | 3 | 0 | 24 |
| | 93 | 319 | 149 | 109 | 31 | 6 | 14 | 4 | 0 | 0 | 6 |
| | 94 | 269 | 99 | 106 | 31 | 11 | 9 | 1 | 1 | 1 | 10 |
| | 95 | 173 | 78 | 63 | 10 | 4 | 9 | 1 | 1 | 0 | 7 |
| | 96 | 303 | 133 | 108 | 24 | 9 | 5 | 6 | 1 | 0 | 17 |
| | 97 | 476 | 185 | 191 | 52 | 8 | 17 | 6 | 2 | 0 | 15 |
| | 98 | 388 | 140 | 155 | 35 | 20 | 5 | 8 | 3 | 0 | 22 |
| | 99 | 281 | 78 | 131 | 36 | 7 | 6 | 4 | 0 | 0 | 19 |
| | 100 | 371 | 140 | 157 | 35 | 7 | 5 | 7 | 2 | 1 | 17 |
| | 101 | 194 | 66 | 73 | 30 | 7 | 8 | 3 | 0 | 0 | 7 |
| | 102 | 365 | 131 | 140 | 40 | 14 | 14 | 10 | 4 | 0 | 12 |
| | 103 | 333 | 122 | 134 | 52 | 6 | 6 | 3 | 2 | 0 | 8 |
| | 104 | 315 | 135 | 119 | 28 | 6 | 14 | 0 | 1 | 0 | 12 |
| | 105 | 185 | 72 | 88 | 14 | 3 | 3 | 1 | 0 | 0 | 4 |
| | 106 | 220 | 70 | 90 | 31 | 5 | 5 | 3 | 1 | 0 | 15 |
| | 107 | 175 | 52 | 74 | 25 | 8 | 10 | 2 | 2 | 0 | 2 |
| | 108 | 208 | 72 | 95 | 18 | 2 | 6 | 2 | 4 | 0 | 9 |
| | 109 | 332 | 126 | 126 | 42 | 7 | 16 | 4 | 0 | 0 | 11 |
| Greece | | 27,141 | 10,374 | 10,336 | 3,098 | 753 | 790 | 474 | 176 | 13 | 1,127 |
| Hamlin | | | | | | | | | | | |
| | 1 | 235 | 78 | 103 | 31 | 6 | 8 | 4 | 4 | 0 | 1 |
| | 2 | 315 | 78 | 155 | 50 | 5 | 9 | 7 | 4 | 0 | 7 |

COMPTROLLER
DETAIL

| LEGISLATIVE DISTRICT OR TOWN | ELECTION DISTRICT | TOTAL VOTES | THOMAS P. DINAPOLI DEM | ROBERT ANTONACCI REP | ROBERT ANTONACCI CON/SCC | THOMAS P. DINAPOLI WOR | THOMAS P. DINAPOLI IND/WEP | THERESA M. PORTELLI GRE | JOHN CLIFTON LBT | SCATTER | BLANK AND VOID |
|------------------------------------|----------------------|----------------|---------------------------------|----------------------------|--------------------------------|---------------------------------|-------------------------------------|----------------------------------|------------------------|---------|----------------------|
| Hamlin | | | | | | | | | | | |
| | 3 | 273 | 67 | 115 | 47 | 11 | 11 | 5 | 2 | 0 | 15 |
| | 4 | 231 | 57 | 100 | 40 | 6 | 7 | 8 | 4 | 0 | 9 |
| | 5 | 253 | 60 | 116 | 41 | 11 | 7 | 2 | 5 | 0 | 11 |
| | 6 | 205 | 72 | 78 | 26 | 8 | 4 | 7 | 2 | 0 | 8 |
| | 7 | 380 | 112 | 174 | 46 | 13 | 10 | 6 | 4 | 0 | 15 |
| | 8 | 179 | 59 | 66 | 24 | 7 | 6 | 9 | 4 | 0 | 4 |
| | 9 | 180 | 55 | 83 | 20 | 6 | 6 | 1 | 1 | 0 | 8 |
| | 10 | 330 | 97 | 149 | 45 | 6 | 5 | 7 | 8 | 0 | 13 |
| Hamlin | | 2,581 | 735 | 1,139 | 370 | 79 | 73 | 56 | 38 | 0 | 91 |
| Henrietta | | | | | | | | | | | |
| | 1 | 337 | 136 | 130 | 31 | 12 | 7 | 11 | 3 | 0 | 7 |
| | 2 | 265 | 95 | 102 | 28 | 12 | 16 | 3 | 2 | 0 | 7 |
| | 3 | 123 | 67 | 26 | 9 | 3 | 5 | 7 | 3 | 0 | 3 |
| | 4 | 305 | 175 | 70 | 18 | 12 | 10 | 9 | 2 | 0 | 9 |
| | 5 | 280 | 118 | 88 | 30 | 13 | 11 | 5 | 1 | 0 | 14 |
| | 6 | 269 | 101 | 88 | 30 | 9 | 16 | 8 | 5 | 0 | 12 |
| | 7 | 258 | 121 | 65 | 38 | 6 | 8 | 6 | 2 | 0 | 12 |
| | 8 | 253 | 112 | 88 | 12 | 5 | 17 | 6 | 4 | 0 | 9 |
| | 9 | 200 | 100 | 63 | 13 | 7 | 3 | 6 | 3 | 0 | 5 |
| | 10 | 237 | 93 | 82 | 25 | 5 | 13 | 9 | 2 | 0 | 8 |
| | 11 | 242 | 133 | 59 | 26 | 5 | 6 | 5 | 2 | 0 | 6 |
| | 12 | 236 | 95 | 80 | 25 | 11 | 10 | 4 | 2 | 0 | 9 |
| | 13 | 361 | 151 | 140 | 43 | 8 | 5 | 5 | 1 | 0 | 8 |
| | 14 | 201 | 84 | 74 | 19 | 7 | 5 | 5 | 3 | 0 | 4 |
| | 15 | 286 | 134 | 94 | 16 | 7 | 13 | 6 | 4 | 0 | 12 |
| | 16 | 180 | 79 | 62 | 16 | 6 | 7 | 6 | 0 | 0 | 4 |

COMPTROLLER
DETAIL

| LEGISLATIVE DISTRICT OR TOWN | ELECTION DISTRICT | TOTAL VOTES | THOMAS P. DINAPOLI DEM | ROBERT ANTONACCI REP | ROBERT ANTONACCI CON/SCC | THOMAS P. DINAPOLI WOR | THOMAS P. DINAPOLI IND/WEP | THERESA M. PORTELLI GRE | JOHN CLIFTON LBT | SCATTER | BLANK AND VOID |
|------------------------------------|----------------------|----------------|---------------------------------|----------------------------|--------------------------------|---------------------------------|-------------------------------------|----------------------------------|------------------------|---------|----------------------|
| Henrietta | | | | | | | | | | | |
| | 17 | 329 | 155 | 90 | 38 | 11 | 9 | 8 | 6 | 0 | 12 |
| | 18 | 308 | 138 | 97 | 28 | 11 | 8 | 7 | 3 | 0 | 16 |
| | 19 | 249 | 102 | 94 | 30 | 7 | 4 | 5 | 1 | 0 | 6 |
| | 20 | 371 | 158 | 132 | 27 | 11 | 11 | 9 | 7 | 0 | 16 |
| | 21 | 205 | 97 | 54 | 16 | 10 | 11 | 10 | 2 | 0 | 5 |
| | 22 | 400 | 186 | 122 | 39 | 11 | 19 | 11 | 1 | 0 | 11 |
| | 23 | 218 | 104 | 71 | 18 | 7 | 8 | 5 | 2 | 0 | 3 |
| | 24 | 290 | 127 | 93 | 22 | 10 | 8 | 9 | 9 | 0 | 12 |
| | 25 | 264 | 116 | 79 | 34 | 9 | 12 | 3 | 2 | 0 | 9 |
| | 26 | 549 | 227 | 192 | 54 | 21 | 14 | 7 | 8 | 1 | 25 |
| | 27 | 437 | 166 | 166 | 48 | 17 | 12 | 7 | 4 | 0 | 17 |
| | 28 | 339 | 139 | 124 | 33 | 10 | 13 | 10 | 3 | 0 | 7 |
| | 29 | 657 | 296 | 225 | 54 | 22 | 27 | 16 | 2 | 0 | 15 |
| | 30 | 540 | 277 | 162 | 41 | 9 | 16 | 11 | 7 | 0 | 17 |
| | 31 | 150 | 68 | 44 | 17 | 4 | 4 | 0 | 3 | 0 | 10 |
| | 32 | 381 | 194 | 121 | 25 | 11 | 11 | 4 | 1 | 1 | 13 |
| | 33 | 200 | 81 | 76 | 15 | 12 | 6 | 5 | 0 | 0 | 5 |
| | 34 | 148 | 81 | 42 | 11 | 6 | 3 | 0 | 0 | 0 | 5 |
| | 35 | 339 | 121 | 135 | 38 | 12 | 13 | 4 | 1 | 0 | 15 |
| Henrietta | | 10,407 | 4,627 | 3,430 | 967 | 339 | 361 | 232 | 101 | 2 | 348 |
| Irondequoit | | | | | | | | | | | |
| | 1 | 351 | 172 | 105 | 27 | 6 | 13 | 6 | 3 | 0 | 19 |
| | 2 | 211 | 109 | 56 | 16 | 11 | 7 | 5 | 1 | 0 | 6 |
| | 3 | 326 | 143 | 95 | 18 | 18 | 22 | 14 | 2 | 0 | 14 |
| | 4 | 245 | 95 | 88 | 21 | 9 | 13 | 7 | 3 | 0 | 9 |
| | 5 | 238 | 125 | 58 | 17 | 13 | 9 | 5 | 2 | 0 | 9 |

COMPTROLLER
DETAIL

| LEGISLATIVE DISTRICT OR TOWN | ELECTION DISTRICT | TOTAL VOTES | THOMAS P. DINAPOLI DEM | ROBERT ANTONACCI REP | ROBERT ANTONACCI CON/SCC | THOMAS P. DINAPOLI WOR | THOMAS P. DINAPOLI IND/WEP | THERESA M. PORTELLI GRE | JOHN CLIFTON LBT | SCATTER | BLANK AND VOID |
|------------------------------------|----------------------|----------------|---------------------------------|----------------------------|--------------------------------|---------------------------------|-------------------------------------|----------------------------------|------------------------|---------|----------------------|
| Irondequoit | | | | | | | | | | | |
| | 6 | 427 | 216 | 109 | 35 | 15 | 17 | 15 | 3 | 0 | 17 |
| | 7 | 404 | 194 | 112 | 35 | 11 | 23 | 12 | 2 | 0 | 15 |
| | 8 | 273 | 108 | 98 | 26 | 9 | 10 | 10 | 1 | 0 | 11 |
| | 9 | 274 | 138 | 83 | 22 | 9 | 8 | 4 | 3 | 0 | 7 |
| | 10 | 323 | 153 | 104 | 31 | 8 | 11 | 3 | 2 | 0 | 11 |
| | 11 | 170 | 79 | 52 | 11 | 4 | 9 | 5 | 3 | 0 | 7 |
| | 12 | 196 | 105 | 48 | 15 | 6 | 7 | 7 | 1 | 0 | 7 |
| | 13 | 351 | 183 | 94 | 27 | 11 | 10 | 13 | 3 | 0 | 10 |
| | 14 | 350 | 144 | 117 | 38 | 14 | 14 | 7 | 8 | 1 | 7 |
| | 15 | 375 | 156 | 140 | 22 | 11 | 14 | 10 | 2 | 0 | 20 |
| | 16 | 507 | 239 | 145 | 49 | 15 | 12 | 8 | 9 | 1 | 29 |
| | 17 | 185 | 93 | 48 | 18 | 9 | 6 | 3 | 3 | 0 | 5 |
| | 18 | 264 | 130 | 82 | 17 | 10 | 6 | 6 | 2 | 0 | 11 |
| | 19 | 273 | 152 | 55 | 22 | 9 | 8 | 14 | 1 | 1 | 11 |
| | 20 | 270 | 120 | 89 | 15 | 11 | 13 | 5 | 7 | 0 | 10 |
| | 21 | 269 | 125 | 75 | 28 | 13 | 12 | 5 | 5 | 0 | 6 |
| | 22 | 303 | 148 | 77 | 33 | 9 | 11 | 10 | 4 | 0 | 11 |
| | 23 | 255 | 130 | 68 | 16 | 13 | 9 | 6 | 2 | 0 | 11 |
| | 24 | 237 | 108 | 70 | 19 | 9 | 9 | 8 | 3 | 0 | 11 |
| | 25 | 255 | 121 | 78 | 24 | 13 | 2 | 9 | 2 | 0 | 6 |
| | 26 | 188 | 110 | 48 | 5 | 3 | 2 | 7 | 4 | 0 | 9 |
| | 27 | 183 | 71 | 66 | 17 | 4 | 11 | 5 | 2 | 1 | 6 |
| | 28 | 234 | 89 | 88 | 24 | 4 | 6 | 4 | 3 | 0 | 16 |
| | 29 | 231 | 121 | 54 | 14 | 9 | 9 | 8 | 1 | 0 | 15 |
| | 30 | 255 | 104 | 94 | 16 | 12 | 14 | 3 | 0 | 0 | 12 |
| | 31 | 377 | 172 | 103 | 31 | 22 | 19 | 8 | 6 | 0 | 16 |

COMPTROLLER
DETAIL

| LEGISLATIVE DISTRICT OR TOWN | ELECTION DISTRICT | TOTAL VOTES | THOMAS P. DINAPOLI DEM | ROBERT ANTONACCI REP | ROBERT ANTONACCI CON/SCC | THOMAS P. DINAPOLI WOR | THOMAS P. DINAPOLI IND/WEP | THERESA M. PORTELLI GRE | JOHN CLIFTON LBT | SCATTER | BLANK AND VOID |
|------------------------------------|----------------------|----------------|---------------------------------|----------------------------|--------------------------------|---------------------------------|-------------------------------------|----------------------------------|------------------------|---------|----------------------|
| Irondequoit | | | | | | | | | | | |
| | 32 | 255 | 117 | 86 | 21 | 7 | 5 | 12 | 2 | 0 | 5 |
| | 33 | 207 | 79 | 75 | 15 | 13 | 11 | 5 | 0 | 0 | 9 |
| | 34 | 407 | 173 | 153 | 31 | 9 | 15 | 12 | 1 | 0 | 13 |
| | 35 | 192 | 96 | 49 | 13 | 9 | 9 | 6 | 3 | 0 | 7 |
| | 36 | 141 | 83 | 29 | 11 | 6 | 1 | 3 | 0 | 0 | 8 |
| | 37 | 216 | 102 | 68 | 14 | 7 | 7 | 6 | 0 | 2 | 10 |
| | 38 | 148 | 76 | 40 | 12 | 8 | 3 | 1 | 1 | 0 | 7 |
| | 39 | 85 | 41 | 28 | 5 | 2 | 4 | 1 | 0 | 0 | 4 |
| | 40 | 168 | 70 | 56 | 10 | 7 | 9 | 5 | 1 | 0 | 10 |
| | 41 | 257 | 117 | 79 | 19 | 11 | 5 | 8 | 3 | 0 | 15 |
| | 42 | 306 | 120 | 116 | 27 | 13 | 12 | 6 | 1 | 0 | 11 |
| | 43 | 210 | 101 | 51 | 22 | 12 | 6 | 4 | 2 | 0 | 12 |
| | 44 | 509 | 245 | 164 | 25 | 17 | 21 | 11 | 4 | 0 | 22 |
| | 45 | 212 | 102 | 73 | 13 | 3 | 4 | 2 | 3 | 0 | 12 |
| | 46 | 251 | 101 | 94 | 14 | 6 | 12 | 2 | 4 | 0 | 18 |
| | 47 | 101 | 46 | 37 | 6 | 3 | 2 | 0 | 0 | 0 | 7 |
| | 48 | 280 | 129 | 90 | 28 | 12 | 8 | 6 | 3 | 0 | 4 |
| | 49 | 238 | 99 | 87 | 15 | 9 | 12 | 9 | 0 | 2 | 5 |
| | 50 | 155 | 87 | 40 | 8 | 6 | 5 | 2 | 1 | 0 | 6 |
| | 51 | 370 | 178 | 104 | 34 | 14 | 17 | 6 | 3 | 0 | 14 |
| | 52 | 278 | 136 | 77 | 22 | 12 | 8 | 4 | 3 | 0 | 16 |
| | 53 | 216 | 109 | 61 | 15 | 8 | 6 | 4 | 2 | 0 | 11 |
| | 54 | 81 | 45 | 18 | 4 | 3 | 4 | 2 | 0 | 0 | 5 |
| | 55 | 271 | 148 | 63 | 22 | 6 | 9 | 9 | 3 | 0 | 11 |
| | 56 | 235 | 123 | 72 | 14 | 6 | 4 | 3 | 0 | 0 | 13 |
| | 57 | 354 | 168 | 114 | 29 | 10 | 14 | 8 | 2 | 0 | 9 |

COMPTROLLER
DETAIL

| LEGISLATIVE DISTRICT OR TOWN | ELECTION DISTRICT | TOTAL VOTES | THOMAS P. DINAPOLI DEM | ROBERT ANTONACCI REP | ROBERT ANTONACCI CON/SCC | THOMAS P. DINAPOLI WOR | THOMAS P. DINAPOLI IND/WEP | THERESA M. PORTELLI GRE | JOHN CLIFTON LBT | SCATTER | BLANK AND VOID |
|------------------------------------|----------------------|----------------|---------------------------------|----------------------------|--------------------------------|---------------------------------|-------------------------------------|----------------------------------|------------------------|----------|----------------------|
| Irondequoit | | | | | | | | | | | |
| | 58 | 272 | 122 | 78 | 29 | 10 | 9 | 7 | 2 | 0 | 15 |
| | 59 | 240 | 103 | 73 | 29 | 8 | 10 | 3 | 5 | 0 | 9 |
| | 60 | 266 | 114 | 83 | 33 | 4 | 7 | 8 | 5 | 0 | 12 |
| | 61 | 348 | 160 | 113 | 28 | 10 | 8 | 7 | 8 | 0 | 14 |
| | 62 | 290 | 134 | 83 | 27 | 9 | 17 | 6 | 2 | 0 | 12 |
| | 63 | 199 | 89 | 62 | 19 | 8 | 4 | 7 | 2 | 0 | 8 |
| | 64 | 75 | 47 | 20 | 0 | 3 | 2 | 0 | 0 | 0 | 3 |
| | 65 | 164 | 95 | 33 | 9 | 4 | 4 | 7 | 0 | 0 | 12 |
| | 66 | 109 | 72 | 20 | 6 | 4 | 3 | 1 | 0 | 0 | 3 |
| | 67 | 207 | 92 | 67 | 18 | 10 | 3 | 1 | 0 | 0 | 16 |
| | 68 | 233 | 126 | 55 | 15 | 8 | 6 | 7 | 1 | 0 | 15 |
| | | <u>17,346</u> | <u>8,198</u> | <u>5,210</u> | <u>1,371</u> | <u>617</u> | <u>622</u> | <u>423</u> | <u>160</u> | <u>8</u> | <u>737</u> |
| Irondequoit | | | | | | | | | | | |
| Mendon | | | | | | | | | | | |
| | 1 | 518 | 166 | 210 | 64 | 15 | 23 | 15 | 7 | 0 | 18 |
| | 2 | 387 | 148 | 134 | 33 | 16 | 15 | 17 | 7 | 0 | 17 |
| | 3 | 462 | 164 | 202 | 56 | 7 | 11 | 9 | 3 | 0 | 10 |
| | 4 | 359 | 137 | 118 | 35 | 13 | 10 | 14 | 8 | 0 | 24 |
| | 5 | 457 | 150 | 189 | 62 | 10 | 15 | 9 | 9 | 0 | 13 |
| | 6 | 430 | 157 | 181 | 42 | 8 | 18 | 7 | 4 | 0 | 13 |
| | 7 | 475 | 161 | 213 | 50 | 6 | 20 | 4 | 4 | 0 | 17 |
| | 8 | 177 | 67 | 64 | 21 | 5 | 7 | 6 | 2 | 0 | 5 |
| | 9 | 355 | 125 | 155 | 35 | 11 | 9 | 5 | 4 | 0 | 11 |
| | | <u>3,620</u> | <u>1,275</u> | <u>1,466</u> | <u>398</u> | <u>91</u> | <u>128</u> | <u>86</u> | <u>48</u> | <u>0</u> | <u>128</u> |
| Mendon | | | | | | | | | | | |
| Ogden | | | | | | | | | | | |
| | 1 | 274 | 114 | 96 | 38 | 8 | 5 | 6 | 0 | 0 | 7 |
| | 2 | 321 | 100 | 127 | 46 | 13 | 12 | 7 | 2 | 0 | 14 |

COMPTROLLER
DETAIL

| LEGISLATIVE DISTRICT OR TOWN | ELECTION DISTRICT | TOTAL VOTES | THOMAS P. DINAPOLI DEM | ROBERT ANTONACCI REP | ROBERT ANTONACCI CON/SCC | THOMAS P. DINAPOLI WOR | THOMAS P. DINAPOLI IND/WEP | THERESA M. PORTELLI GRE | JOHN CLIFTON LBT | SCATTER | BLANK AND VOID |
|------------------------------------|----------------------|----------------|---------------------------------|----------------------------|--------------------------------|---------------------------------|-------------------------------------|----------------------------------|------------------------|---------|----------------------|
| Ogden | 3 | 454 | 131 | 213 | 63 | 10 | 11 | 5 | 3 | 0 | 18 |
| | 4 | 319 | 105 | 132 | 49 | 6 | 5 | 6 | 2 | 0 | 14 |
| | 5 | 302 | 97 | 121 | 51 | 4 | 15 | 6 | 7 | 0 | 1 |
| | 6 | 354 | 135 | 137 | 42 | 10 | 13 | 3 | 1 | 0 | 13 |
| | 7 | 223 | 61 | 100 | 28 | 10 | 8 | 4 | 1 | 0 | 11 |
| | 8 | 319 | 104 | 144 | 37 | 13 | 9 | 2 | 2 | 0 | 8 |
| | 9 | 286 | 97 | 107 | 43 | 17 | 7 | 5 | 1 | 0 | 9 |
| | 10 | 298 | 105 | 120 | 40 | 12 | 5 | 4 | 1 | 0 | 11 |
| | 11 | 325 | 90 | 147 | 53 | 4 | 13 | 5 | 1 | 0 | 12 |
| | 12 | 362 | 106 | 156 | 58 | 9 | 7 | 7 | 4 | 0 | 15 |
| | 13 | 269 | 90 | 115 | 36 | 11 | 9 | 4 | 1 | 0 | 3 |
| | 14 | 271 | 76 | 131 | 32 | 10 | 10 | 4 | 2 | 0 | 6 |
| | 15 | 388 | 118 | 171 | 51 | 13 | 9 | 6 | 0 | 0 | 20 |
| | 16 | 205 | 50 | 100 | 40 | 6 | 2 | 2 | 2 | 0 | 3 |
| | 17 | 241 | 80 | 103 | 35 | 9 | 5 | 1 | 2 | 0 | 6 |
| | 18 | 375 | 110 | 157 | 57 | 12 | 6 | 10 | 3 | 0 | 20 |
| | 19 | 403 | 130 | 163 | 59 | 16 | 7 | 4 | 1 | 0 | 23 |
| | 20 | 378 | 94 | 177 | 74 | 4 | 10 | 4 | 3 | 0 | 12 |
| Ogden | | 6,367 | 1,993 | 2,717 | 932 | 197 | 168 | 95 | 39 | 0 | 226 |
| Parma | 1 | 354 | 106 | 157 | 56 | 8 | 11 | 5 | 0 | 0 | 11 |
| | 2 | 387 | 121 | 162 | 59 | 3 | 16 | 7 | 4 | 0 | 15 |
| | 3 | 284 | 85 | 120 | 47 | 11 | 7 | 3 | 4 | 0 | 7 |
| | 4 | 322 | 84 | 146 | 47 | 13 | 7 | 8 | 3 | 0 | 14 |
| | 5 | 209 | 62 | 89 | 32 | 7 | 8 | 3 | 1 | 0 | 7 |
| | 6 | 144 | 41 | 60 | 30 | 4 | 2 | 1 | 3 | 0 | 3 |

COMPTROLLER
DETAIL

| LEGISLATIVE DISTRICT OR TOWN | ELECTION DISTRICT | TOTAL VOTES | THOMAS P. DINAPOLI | ROBERT ANTONACCI | ROBERT ANTONACCI | THOMAS P. DINAPOLI | THOMAS P. DINAPOLI | THERESA M. PORTELLI | JOHN CLIFTON | SCATTER | BLANK AND VOID |
|------------------------------------|----------------------|----------------|--------------------------|---------------------|---------------------|--------------------------|--------------------------|---------------------------|-----------------|---------|----------------------|
| | | | DEM | REP | CON/SCC | WOR | IND/WEP | GRE | LBT | | |
| Parma | | | | | | | | | | | |
| | 7 | 313 | 81 | 142 | 53 | 11 | 3 | 7 | 0 | 0 | 16 |
| | 8 | 435 | 135 | 186 | 44 | 15 | 25 | 10 | 1 | 0 | 19 |
| | 9 | 350 | 101 | 163 | 49 | 12 | 1 | 6 | 3 | 0 | 15 |
| | 10 | 339 | 81 | 164 | 66 | 7 | 7 | 5 | 5 | 0 | 4 |
| | 11 | 353 | 93 | 154 | 57 | 7 | 14 | 6 | 9 | 0 | 13 |
| | 12 | 305 | 96 | 124 | 42 | 16 | 12 | 3 | 1 | 0 | 11 |
| | 13 | 512 | 145 | 227 | 79 | 17 | 16 | 9 | 2 | 0 | 17 |
| | 14 | 225 | 72 | 93 | 32 | 8 | 5 | 1 | 4 | 0 | 10 |
| | 15 | 321 | 76 | 135 | 62 | 11 | 12 | 5 | 5 | 0 | 15 |
| Parma | | 4,853 | 1,379 | 2,122 | 755 | 150 | 146 | 79 | 45 | 0 | 177 |
| Penfield | | | | | | | | | | | |
| | 1 | 143 | 71 | 33 | 21 | 2 | 5 | 2 | 1 | 0 | 8 |
| | 2 | 292 | 129 | 95 | 26 | 12 | 11 | 4 | 1 | 0 | 14 |
| | 3 | 253 | 82 | 106 | 33 | 14 | 10 | 3 | 1 | 0 | 4 |
| | 4 | 413 | 114 | 192 | 68 | 11 | 14 | 8 | 3 | 0 | 3 |
| | 5 | 346 | 129 | 125 | 32 | 13 | 21 | 10 | 4 | 0 | 12 |
| | 6 | 269 | 98 | 112 | 29 | 6 | 7 | 6 | 4 | 1 | 6 |
| | 7 | 322 | 138 | 106 | 43 | 12 | 6 | 10 | 2 | 0 | 5 |
| | 8 | 259 | 119 | 86 | 17 | 6 | 11 | 7 | 2 | 0 | 11 |
| | 9 | 404 | 208 | 108 | 28 | 15 | 18 | 10 | 4 | 0 | 13 |
| | 10 | 242 | 108 | 84 | 18 | 8 | 13 | 3 | 1 | 0 | 7 |
| | 11 | 199 | 88 | 70 | 14 | 5 | 6 | 5 | 3 | 0 | 8 |
| | 12 | 340 | 144 | 119 | 33 | 9 | 12 | 6 | 1 | 0 | 16 |
| | 13 | 325 | 145 | 105 | 33 | 7 | 6 | 7 | 2 | 0 | 20 |
| | 14 | 420 | 107 | 200 | 51 | 15 | 16 | 10 | 3 | 0 | 18 |
| | 15 | 427 | 175 | 158 | 40 | 11 | 23 | 7 | 3 | 0 | 10 |

COMPTROLLER
DETAIL

| LEGISLATIVE DISTRICT OR TOWN | ELECTION DISTRICT | TOTAL VOTES | THOMAS P. DINAPOLI DEM | ROBERT ANTONACCI REP | ROBERT ANTONACCI CON/SCC | THOMAS P. DINAPOLI WOR | THOMAS P. DINAPOLI IND/WEP | THERESA M. PORTELLI GRE | JOHN CLIFTON LBT | SCATTER | BLANK AND VOID |
|------------------------------------|----------------------|----------------|---------------------------------|----------------------------|--------------------------------|---------------------------------|-------------------------------------|----------------------------------|------------------------|---------|----------------------|
| Penfield | | | | | | | | | | | |
| | 16 | 176 | 83 | 58 | 7 | 7 | 6 | 2 | 4 | 0 | 9 |
| | 17 | 345 | 144 | 120 | 30 | 15 | 16 | 9 | 2 | 0 | 9 |
| | 18 | 269 | 116 | 102 | 17 | 11 | 6 | 4 | 8 | 0 | 5 |
| | 19 | 485 | 218 | 168 | 37 | 14 | 17 | 6 | 4 | 0 | 21 |
| | 20 | 393 | 162 | 131 | 45 | 12 | 17 | 1 | 3 | 0 | 22 |
| | 21 | 345 | 152 | 111 | 27 | 21 | 7 | 8 | 2 | 0 | 17 |
| | 22 | 300 | 144 | 85 | 32 | 10 | 13 | 7 | 4 | 0 | 5 |
| | 23 | 419 | 178 | 142 | 38 | 15 | 21 | 5 | 3 | 0 | 17 |
| | 24 | 430 | 162 | 170 | 42 | 18 | 16 | 10 | 4 | 0 | 8 |
| | 25 | 261 | 101 | 104 | 22 | 6 | 11 | 4 | 3 | 0 | 10 |
| | 26 | 204 | 82 | 85 | 15 | 4 | 6 | 4 | 1 | 0 | 7 |
| | 27 | 353 | 174 | 111 | 27 | 8 | 16 | 3 | 4 | 0 | 10 |
| | 28 | 244 | 111 | 66 | 28 | 8 | 11 | 6 | 2 | 0 | 12 |
| | 29 | 409 | 177 | 119 | 47 | 16 | 20 | 12 | 3 | 0 | 15 |
| | 30 | 538 | 211 | 216 | 59 | 10 | 14 | 4 | 4 | 0 | 20 |
| | 31 | 187 | 98 | 55 | 11 | 4 | 8 | 3 | 1 | 0 | 7 |
| | 32 | 204 | 100 | 68 | 12 | 8 | 7 | 4 | 3 | 0 | 2 |
| | 33 | 313 | 119 | 116 | 30 | 11 | 13 | 7 | 4 | 0 | 13 |
| | 34 | 274 | 120 | 96 | 31 | 5 | 6 | 3 | 1 | 0 | 12 |
| | 35 | 486 | 222 | 181 | 36 | 7 | 21 | 3 | 4 | 0 | 12 |
| | 36 | 303 | 120 | 126 | 21 | 14 | 8 | 3 | 0 | 0 | 11 |
| | 37 | 583 | 230 | 258 | 49 | 7 | 16 | 6 | 2 | 0 | 15 |
| | 38 | 231 | 96 | 98 | 18 | 6 | 4 | 2 | 0 | 0 | 7 |
| | 39 | 234 | 81 | 95 | 28 | 7 | 11 | 5 | 1 | 0 | 6 |
| | 40 | 372 | 152 | 163 | 21 | 8 | 14 | 4 | 3 | 0 | 7 |
| | 41 | 391 | 136 | 181 | 38 | 7 | 11 | 3 | 5 | 0 | 10 |

COMPTROLLER
DETAIL

| LEGISLATIVE DISTRICT OR TOWN | ELECTION DISTRICT | TOTAL VOTES | THOMAS P. DINAPOLI DEM | ROBERT ANTONACCI REP | ROBERT ANTONACCI CON/SCC | THOMAS P. DINAPOLI WOR | THOMAS P. DINAPOLI IND/WEP | THERESA M. PORTELLI GRE | JOHN CLIFTON LBT | SCATTER | BLANK AND VOID |
|------------------------------------|----------------------|----------------|---------------------------------|----------------------------|--------------------------------|---------------------------------|-------------------------------------|----------------------------------|------------------------|---------|----------------------|
| Penfield | 42 | 280 | 99 | 118 | 26 | 7 | 16 | 1 | 5 | 0 | 8 |
| Penfield | | 13,683 | 5,643 | 5,042 | 1,280 | 412 | 511 | 227 | 115 | 1 | 452 |
| Perinton | 1 | 493 | 198 | 193 | 54 | 6 | 16 | 8 | 3 | 0 | 15 |
| | 2 | 381 | 149 | 149 | 41 | 10 | 12 | 5 | 3 | 0 | 12 |
| | 3 | 303 | 135 | 110 | 19 | 8 | 12 | 8 | 1 | 0 | 10 |
| | 4 | 269 | 118 | 87 | 17 | 13 | 15 | 8 | 5 | 0 | 6 |
| | 5 | 173 | 60 | 67 | 17 | 7 | 11 | 4 | 0 | 0 | 7 |
| | 6 | 296 | 150 | 77 | 20 | 13 | 17 | 8 | 3 | 0 | 8 |
| | 7 | 390 | 172 | 127 | 34 | 10 | 21 | 6 | 5 | 0 | 15 |
| | 8 | 331 | 138 | 125 | 35 | 9 | 9 | 5 | 3 | 0 | 7 |
| | 9 | 449 | 189 | 176 | 43 | 4 | 15 | 3 | 2 | 0 | 17 |
| | 10 | 354 | 159 | 113 | 38 | 8 | 12 | 6 | 2 | 0 | 16 |
| | 11 | 240 | 104 | 75 | 18 | 10 | 11 | 8 | 2 | 0 | 12 |
| | 12 | 322 | 148 | 116 | 27 | 9 | 4 | 4 | 1 | 0 | 13 |
| | 13 | 301 | 113 | 142 | 19 | 6 | 10 | 4 | 1 | 0 | 6 |
| | 14 | 325 | 132 | 119 | 30 | 7 | 13 | 3 | 3 | 0 | 18 |
| | 15 | 311 | 141 | 117 | 21 | 6 | 9 | 6 | 1 | 0 | 10 |
| | 16 | 279 | 123 | 107 | 22 | 5 | 8 | 6 | 2 | 0 | 6 |
| | 17 | 319 | 150 | 105 | 22 | 17 | 11 | 6 | 3 | 0 | 5 |
| | 18 | 344 | 149 | 124 | 31 | 6 | 14 | 2 | 1 | 0 | 17 |
| | 19 | 308 | 122 | 113 | 35 | 7 | 17 | 3 | 0 | 0 | 11 |
| | 20 | 327 | 149 | 113 | 34 | 6 | 9 | 4 | 2 | 0 | 10 |
| | 21 | 410 | 172 | 143 | 37 | 18 | 11 | 13 | 2 | 0 | 14 |
| | 22 | 243 | 96 | 100 | 23 | 8 | 8 | 3 | 2 | 0 | 3 |
| | 23 | 459 | 197 | 162 | 47 | 17 | 14 | 6 | 3 | 0 | 13 |

COMPTROLLER
DETAIL

| LEGISLATIVE DISTRICT OR TOWN | ELECTION DISTRICT | TOTAL VOTES | THOMAS P. DINAPOLI DEM | ROBERT ANTONACCI REP | ROBERT ANTONACCI CON/SCC | THOMAS P. DINAPOLI WOR | THOMAS P. DINAPOLI IND/WEP | THERESA M. PORTELLI GRE | JOHN CLIFTON LBT | SCATTER | BLANK AND VOID |
|------------------------------------|----------------------|----------------|---------------------------------|----------------------------|--------------------------------|---------------------------------|-------------------------------------|----------------------------------|------------------------|---------|----------------------|
| Perinton | | | | | | | | | | | |
| | 24 | 491 | 200 | 216 | 27 | 5 | 12 | 4 | 1 | 0 | 26 |
| | 25 | 238 | 106 | 61 | 16 | 12 | 14 | 11 | 1 | 0 | 17 |
| | 26 | 353 | 149 | 126 | 35 | 7 | 14 | 7 | 4 | 0 | 11 |
| | 27 | 279 | 107 | 108 | 26 | 5 | 13 | 6 | 1 | 0 | 13 |
| | 28 | 291 | 107 | 115 | 29 | 10 | 10 | 7 | 2 | 0 | 11 |
| | 29 | 209 | 107 | 62 | 12 | 9 | 8 | 5 | 2 | 0 | 4 |
| | 30 | 315 | 132 | 122 | 24 | 6 | 12 | 7 | 2 | 0 | 10 |
| | 31 | 396 | 170 | 150 | 33 | 8 | 11 | 7 | 5 | 0 | 12 |
| | 32 | 281 | 136 | 92 | 24 | 3 | 9 | 8 | 2 | 0 | 7 |
| | 33 | 357 | 151 | 136 | 29 | 10 | 14 | 5 | 2 | 0 | 10 |
| | 34 | 370 | 140 | 170 | 30 | 1 | 5 | 8 | 1 | 0 | 15 |
| | 35 | 265 | 123 | 90 | 31 | 6 | 3 | 3 | 3 | 0 | 6 |
| | 36 | 177 | 77 | 57 | 13 | 9 | 5 | 8 | 4 | 0 | 4 |
| | 37 | 339 | 152 | 120 | 31 | 8 | 9 | 4 | 3 | 0 | 12 |
| | 38 | 407 | 167 | 142 | 35 | 13 | 18 | 9 | 3 | 0 | 20 |
| | 39 | 380 | 158 | 150 | 35 | 3 | 7 | 5 | 3 | 0 | 19 |
| | 40 | 236 | 87 | 93 | 22 | 7 | 7 | 8 | 2 | 0 | 10 |
| | 41 | 231 | 111 | 70 | 22 | 4 | 11 | 2 | 0 | 0 | 11 |
| | 42 | 301 | 141 | 108 | 22 | 4 | 10 | 6 | 6 | 0 | 4 |
| | 43 | 578 | 240 | 236 | 47 | 9 | 23 | 6 | 3 | 0 | 14 |
| | 44 | 313 | 124 | 118 | 29 | 7 | 16 | 9 | 4 | 0 | 6 |
| | 45 | 507 | 184 | 229 | 41 | 9 | 20 | 6 | 2 | 0 | 16 |
| | 46 | 185 | 79 | 67 | 13 | 4 | 11 | 4 | 1 | 0 | 6 |
| | 47 | 350 | 128 | 155 | 39 | 3 | 7 | 5 | 4 | 0 | 9 |
| | 48 | 278 | 130 | 97 | 24 | 1 | 13 | 4 | 3 | 0 | 6 |
| | 49 | 305 | 125 | 116 | 44 | 3 | 7 | 1 | 2 | 0 | 7 |

COMPTROLLER
DETAIL

| LEGISLATIVE DISTRICT OR TOWN | ELECTION DISTRICT | TOTAL VOTES | THOMAS P. DINAPOLI DEM | ROBERT ANTONACCI REP | ROBERT ANTONACCI CON/SCC | THOMAS P. DINAPOLI WOR | THOMAS P. DINAPOLI IND/WEP | THERESA M. PORTELLI GRE | JOHN CLIFTON LBT | SCATTER | BLANK AND VOID |
|------------------------------------|----------------------|----------------|---------------------------------|----------------------------|--------------------------------|---------------------------------|-------------------------------------|----------------------------------|------------------------|---------|----------------------|
| Perinton | | | | | | | | | | | |
| | 50 | 110 | 64 | 17 | 4 | 7 | 5 | 5 | 2 | 1 | 5 |
| | 51 | 399 | 116 | 214 | 39 | 3 | 9 | 5 | 2 | 0 | 11 |
| | 52 | 320 | 128 | 130 | 26 | 4 | 15 | 4 | 3 | 0 | 10 |
| | 53 | 274 | 120 | 107 | 21 | 8 | 6 | 6 | 4 | 0 | 2 |
| | 54 | 552 | 215 | 249 | 35 | 6 | 21 | 5 | 6 | 0 | 15 |
| | 55 | 340 | 152 | 144 | 19 | 6 | 11 | 1 | 1 | 0 | 6 |
| | 56 | 421 | 158 | 187 | 41 | 3 | 12 | 6 | 3 | 0 | 11 |
| Perinton | | 18,475 | 7,748 | 7,014 | 1,602 | 413 | 647 | 316 | 137 | 1 | 597 |
| Pittsford | | | | | | | | | | | |
| | 1 | 260 | 112 | 88 | 17 | 15 | 10 | 7 | 5 | 0 | 6 |
| | 2 | 305 | 160 | 70 | 31 | 8 | 11 | 13 | 1 | 0 | 11 |
| | 3 | 480 | 218 | 193 | 23 | 8 | 5 | 10 | 4 | 0 | 19 |
| | 4 | 417 | 191 | 153 | 27 | 13 | 13 | 8 | 0 | 0 | 12 |
| | 5 | 249 | 126 | 67 | 14 | 18 | 9 | 6 | 2 | 0 | 7 |
| | 6 | 217 | 134 | 47 | 8 | 8 | 5 | 5 | 2 | 0 | 8 |
| | 7 | 143 | 80 | 40 | 11 | 5 | 5 | 1 | 0 | 0 | 1 |
| | 8 | 328 | 126 | 151 | 20 | 7 | 6 | 2 | 2 | 0 | 14 |
| | 9 | 386 | 175 | 141 | 22 | 7 | 13 | 11 | 4 | 1 | 12 |
| | 10 | 378 | 147 | 165 | 31 | 7 | 10 | 5 | 4 | 0 | 9 |
| | 11 | 288 | 121 | 116 | 18 | 10 | 11 | 3 | 4 | 0 | 5 |
| | 12 | 331 | 141 | 143 | 18 | 5 | 8 | 8 | 0 | 0 | 8 |
| | 13 | 232 | 122 | 60 | 19 | 10 | 5 | 6 | 4 | 0 | 6 |
| | 14 | 422 | 202 | 148 | 35 | 11 | 9 | 4 | 4 | 0 | 9 |
| | 15 | 210 | 107 | 56 | 11 | 7 | 12 | 9 | 4 | 0 | 4 |
| | 16 | 254 | 114 | 84 | 18 | 6 | 12 | 4 | 2 | 0 | 14 |
| | 17 | 417 | 200 | 126 | 34 | 13 | 21 | 4 | 5 | 0 | 14 |

COMPTROLLER
DETAIL

| LEGISLATIVE DISTRICT OR TOWN | ELECTION DISTRICT | TOTAL VOTES | THOMAS P. DINAPOLI DEM | ROBERT ANTONACCI REP | ROBERT ANTONACCI CON/SCC | THOMAS P. DINAPOLI WOR | THOMAS P. DINAPOLI IND/WEP | THERESA M. PORTELLI GRE | JOHN CLIFTON LBT | SCATTER | BLANK AND VOID |
|------------------------------------|----------------------|----------------|---------------------------------|----------------------------|--------------------------------|---------------------------------|-------------------------------------|----------------------------------|------------------------|---------|----------------------|
| Pittsford | | | | | | | | | | | |
| | 18 | 264 | 132 | 88 | 17 | 8 | 6 | 2 | 1 | 0 | 10 |
| | 19 | 210 | 83 | 79 | 27 | 7 | 4 | 4 | 1 | 0 | 5 |
| | 20 | 344 | 168 | 120 | 18 | 8 | 12 | 6 | 5 | 0 | 7 |
| | 21 | 335 | 158 | 116 | 31 | 6 | 8 | 5 | 4 | 0 | 7 |
| | 22 | 423 | 220 | 144 | 27 | 4 | 15 | 7 | 3 | 0 | 3 |
| | 23 | 282 | 121 | 106 | 27 | 7 | 11 | 4 | 2 | 0 | 4 |
| | 24 | 408 | 182 | 164 | 27 | 7 | 9 | 2 | 2 | 0 | 15 |
| | 25 | 416 | 199 | 161 | 30 | 3 | 6 | 3 | 3 | 0 | 11 |
| | 26 | 330 | 147 | 106 | 39 | 9 | 11 | 8 | 6 | 0 | 4 |
| | 27 | 305 | 140 | 98 | 35 | 3 | 14 | 8 | 2 | 0 | 5 |
| | 28 | 289 | 142 | 112 | 7 | 4 | 7 | 3 | 4 | 0 | 10 |
| | 29 | 333 | 146 | 120 | 25 | 7 | 16 | 4 | 4 | 0 | 11 |
| | 30 | 290 | 128 | 118 | 16 | 6 | 5 | 5 | 0 | 0 | 12 |
| | 31 | 376 | 175 | 138 | 32 | 6 | 6 | 4 | 3 | 0 | 12 |
| | 32 | 354 | 170 | 135 | 13 | 5 | 11 | 7 | 2 | 0 | 11 |
| | 33 | 412 | 148 | 194 | 41 | 9 | 4 | 5 | 0 | 0 | 11 |
| | 34 | 429 | 162 | 208 | 25 | 8 | 11 | 7 | 1 | 0 | 7 |
| Pittsford | | 11,117 | 5,097 | 4,055 | 794 | 265 | 321 | 190 | 90 | 1 | 304 |
| Riga | | | | | | | | | | | |
| | 1 | 490 | 164 | 208 | 57 | 12 | 10 | 12 | 3 | 0 | 24 |
| | 2 | 407 | 108 | 194 | 64 | 6 | 9 | 8 | 3 | 0 | 15 |
| | 3 | 248 | 101 | 88 | 27 | 5 | 13 | 4 | 1 | 0 | 9 |
| | 4 | 328 | 91 | 155 | 37 | 12 | 13 | 4 | 3 | 0 | 13 |
| | 5 | 326 | 88 | 155 | 43 | 7 | 11 | 3 | 3 | 0 | 16 |
| | 6 | 294 | 70 | 127 | 61 | 6 | 10 | 3 | 6 | 0 | 11 |
| Riga | | 2,093 | 622 | 927 | 289 | 48 | 66 | 34 | 19 | 0 | 88 |

COMPTROLLER
DETAIL

| LEGISLATIVE DISTRICT OR TOWN | ELECTION DISTRICT | TOTAL VOTES | THOMAS P. DINAPOLI DEM | ROBERT ANTONACCI REP | ROBERT ANTONACCI CON/SCC | THOMAS P. DINAPOLI WOR | THOMAS P. DINAPOLI IND/WEP | THERESA M. PORTELLI GRE | JOHN CLIFTON LBT | SCATTER | BLANK AND VOID |
|------------------------------------|----------------------|----------------|---------------------------------|----------------------------|--------------------------------|---------------------------------|-------------------------------------|----------------------------------|------------------------|---------|----------------------|
| Rush | | | | | | | | | | | |
| | 1 | 441 | 147 | 194 | 44 | 15 | 5 | 11 | 5 | 0 | 20 |
| | 2 | 295 | 90 | 131 | 30 | 15 | 9 | 4 | 2 | 0 | 14 |
| | 3 | 418 | 179 | 135 | 45 | 20 | 13 | 10 | 5 | 0 | 11 |
| | 4 | 411 | 147 | 165 | 53 | 16 | 10 | 7 | 1 | 0 | 12 |
| Rush | | 1,565 | 563 | 625 | 172 | 66 | 37 | 32 | 13 | 0 | 57 |
| Sweden | | | | | | | | | | | |
| | 1 | 302 | 135 | 99 | 34 | 10 | 6 | 9 | 1 | 0 | 8 |
| | 2 | 120 | 50 | 35 | 11 | 5 | 8 | 4 | 2 | 0 | 5 |
| | 3 | 312 | 121 | 96 | 37 | 11 | 16 | 13 | 7 | 0 | 11 |
| | 4 | 369 | 153 | 140 | 40 | 11 | 10 | 4 | 2 | 0 | 9 |
| | 5 | 74 | 32 | 23 | 4 | 3 | 2 | 5 | 1 | 0 | 4 |
| | 6 | 272 | 113 | 89 | 35 | 8 | 7 | 6 | 2 | 0 | 12 |
| | 7 | 337 | 146 | 116 | 42 | 10 | 10 | 5 | 5 | 0 | 3 |
| | 8 | 282 | 85 | 135 | 34 | 12 | 4 | 4 | 3 | 0 | 5 |
| | 9 | 224 | 78 | 86 | 25 | 9 | 4 | 6 | 5 | 0 | 11 |
| | 10 | 437 | 130 | 183 | 66 | 9 | 16 | 6 | 6 | 1 | 20 |
| | 11 | 96 | 40 | 25 | 10 | 4 | 2 | 7 | 1 | 0 | 7 |
| | 12 | 257 | 72 | 109 | 44 | 6 | 10 | 7 | 0 | 0 | 9 |
| Sweden | | 3,082 | 1,155 | 1,136 | 382 | 98 | 95 | 76 | 35 | 1 | 104 |
| Webster | | | | | | | | | | | |
| | 1 | 323 | 133 | 111 | 33 | 16 | 11 | 4 | 3 | 0 | 12 |
| | 2 | 328 | 131 | 108 | 40 | 19 | 8 | 7 | 4 | 0 | 11 |
| | 3 | 389 | 165 | 141 | 34 | 9 | 15 | 9 | 0 | 1 | 15 |
| | 4 | 142 | 47 | 56 | 15 | 7 | 4 | 7 | 1 | 0 | 5 |
| | 5 | 335 | 143 | 107 | 40 | 13 | 9 | 6 | 3 | 0 | 14 |
| | 6 | 262 | 106 | 104 | 23 | 7 | 4 | 9 | 1 | 0 | 8 |

COMPTROLLER
DETAIL

| LEGISLATIVE DISTRICT OR TOWN | ELECTION DISTRICT | TOTAL VOTES | THOMAS P. DINAPOLI DEM | ROBERT ANTONACCI REP | ROBERT ANTONACCI CON/SCC | THOMAS P. DINAPOLI WOR | THOMAS P. DINAPOLI IND/WEP | THERESA M. PORTELLI GRE | JOHN CLIFTON LBT | SCATTER | BLANK AND VOID |
|------------------------------------|----------------------|----------------|---------------------------------|----------------------------|--------------------------------|---------------------------------|-------------------------------------|----------------------------------|------------------------|---------|----------------------|
| Webster | | | | | | | | | | | |
| | 7 | 353 | 128 | 144 | 38 | 13 | 6 | 9 | 4 | 0 | 11 |
| | 8 | 297 | 103 | 109 | 35 | 18 | 11 | 6 | 3 | 0 | 12 |
| | 9 | 331 | 103 | 136 | 42 | 5 | 20 | 5 | 6 | 1 | 13 |
| | 10 | 592 | 179 | 259 | 83 | 16 | 23 | 10 | 4 | 0 | 18 |
| | 11 | 319 | 104 | 141 | 40 | 9 | 14 | 4 | 3 | 0 | 4 |
| | 12 | 399 | 143 | 161 | 40 | 15 | 22 | 7 | 1 | 0 | 10 |
| | 13 | 288 | 107 | 122 | 33 | 7 | 5 | 4 | 2 | 0 | 8 |
| | 14 | 311 | 131 | 107 | 29 | 15 | 10 | 5 | 3 | 1 | 10 |
| | 15 | 260 | 113 | 99 | 22 | 4 | 13 | 2 | 1 | 0 | 6 |
| | 16 | 373 | 162 | 130 | 43 | 9 | 12 | 5 | 2 | 0 | 10 |
| | 17 | 307 | 112 | 124 | 37 | 9 | 12 | 4 | 1 | 0 | 8 |
| | 18 | 211 | 73 | 83 | 15 | 7 | 9 | 11 | 2 | 0 | 11 |
| | 19 | 489 | 154 | 224 | 49 | 10 | 23 | 6 | 4 | 0 | 19 |
| | 20 | 439 | 130 | 202 | 61 | 11 | 17 | 4 | 4 | 0 | 10 |
| | 21 | 355 | 122 | 155 | 41 | 13 | 12 | 2 | 0 | 0 | 10 |
| | 22 | 325 | 109 | 126 | 41 | 14 | 10 | 5 | 5 | 0 | 15 |
| | 23 | 300 | 128 | 102 | 34 | 6 | 15 | 6 | 2 | 0 | 7 |
| | 24 | 696 | 265 | 253 | 83 | 17 | 29 | 11 | 12 | 0 | 26 |
| | 25 | 271 | 130 | 83 | 35 | 10 | 4 | 3 | 1 | 0 | 5 |
| | 26 | 296 | 109 | 105 | 37 | 9 | 7 | 4 | 3 | 0 | 22 |
| | 27 | 352 | 144 | 128 | 43 | 7 | 13 | 6 | 3 | 0 | 8 |
| | 28 | 275 | 85 | 113 | 34 | 11 | 10 | 6 | 6 | 0 | 10 |
| | 29 | 230 | 105 | 77 | 19 | 4 | 8 | 8 | 1 | 0 | 8 |
| | 30 | 197 | 79 | 60 | 13 | 11 | 10 | 9 | 4 | 0 | 11 |
| | 31 | 373 | 159 | 131 | 39 | 16 | 11 | 3 | 1 | 0 | 13 |
| | 32 | 436 | 149 | 178 | 68 | 9 | 12 | 10 | 2 | 1 | 7 |

COMPTROLLER
DETAIL

| LEGISLATIVE DISTRICT OR TOWN | ELECTION DISTRICT | TOTAL VOTES | THOMAS P. DINAPOLI DEM | ROBERT ANTONACCI REP | ROBERT ANTONACCI CON/SCC | THOMAS P. DINAPOLI WOR | THOMAS P. DINAPOLI IND/WEP | THERESA M. PORTELLI GRE | JOHN CLIFTON LBT | SCATTER | BLANK AND VOID |
|------------------------------------|----------------------|----------------|---------------------------------|----------------------------|--------------------------------|---------------------------------|-------------------------------------|----------------------------------|------------------------|---------|----------------------|
| Webster | | | | | | | | | | | |
| | 33 | 349 | 141 | 140 | 33 | 9 | 10 | 6 | 1 | 0 | 9 |
| | 34 | 176 | 70 | 67 | 21 | 5 | 4 | 4 | 0 | 0 | 5 |
| | 35 | 229 | 78 | 83 | 43 | 5 | 5 | 3 | 1 | 0 | 11 |
| | 36 | 278 | 99 | 122 | 28 | 6 | 11 | 2 | 0 | 0 | 10 |
| | 37 | 520 | 199 | 208 | 42 | 22 | 17 | 17 | 2 | 0 | 13 |
| | 38 | 366 | 182 | 106 | 26 | 11 | 15 | 11 | 1 | 0 | 14 |
| | 39 | 332 | 152 | 114 | 26 | 12 | 11 | 6 | 3 | 0 | 8 |
| | 40 | 496 | 217 | 186 | 41 | 8 | 15 | 7 | 1 | 0 | 21 |
| | 41 | 395 | 126 | 187 | 42 | 6 | 13 | 9 | 0 | 0 | 12 |
| | 42 | 326 | 115 | 123 | 52 | 8 | 10 | 3 | 2 | 0 | 13 |
| | 43 | 241 | 97 | 95 | 21 | 6 | 7 | 5 | 1 | 1 | 8 |
| Webster | | 14,562 | 5,527 | 5,610 | 1,614 | 444 | 507 | 270 | 104 | 5 | 481 |
| Wheatland | | | | | | | | | | | |
| | 1 | 305 | 101 | 121 | 34 | 10 | 5 | 16 | 8 | 0 | 10 |
| | 2 | 320 | 98 | 141 | 35 | 7 | 8 | 5 | 8 | 0 | 18 |
| | 3 | 352 | 139 | 130 | 39 | 13 | 11 | 9 | 3 | 0 | 8 |
| | 4 | 282 | 73 | 128 | 43 | 8 | 15 | 4 | 3 | 0 | 8 |
| | 5 | 387 | 91 | 199 | 55 | 12 | 8 | 13 | 3 | 0 | 6 |
| Wheatland | | 1,646 | 502 | 719 | 206 | 50 | 47 | 47 | 25 | 0 | 50 |
| TOWNS | | 170,611 | 70,058 | 61,665 | 17,105 | 5,230 | 5,530 | 3,367 | 1,467 | 37 | 6,152 |
| GRAND TOTAL: | | 205,765 | 92,003 | 66,392 | 18,602 | 7,028 | 6,577 | 4,923 | 1,807 | 50 | 8,383 |

ATTORNEY GENERAL
SUMMARY

| LEGISLATIVE DISTRICT OR TOWN | TOTAL VOTES | ERIC T. SCHNEIDERMAN | JOHN CAHILL | JOHN CAHILL | ERIC T. SCHNEIDERMAN | ERIC T. SCHNEIDERMAN | RAMON JIMENEZ | CARL E. PERSON | SCATTER | BLANK AND VOID |
|------------------------------------|----------------|----------------------------|----------------|----------------|----------------------------|----------------------------|------------------|----------------------|---------|----------------------|
| | | DEM | REP | CON/SCC | WOR | IND/WEP | GRE | LBT | | |
| Leg. Dist. 07 | 539 | 206 | 185 | 56 | 18 | 22 | 17 | 6 | 0 | 29 |
| Leg. Dist. 16 | 8 | 3 | 1 | 1 | 1 | 1 | 1 | 0 | 0 | 0 |
| Leg. Dist. 21 | 4,813 | 2,858 | 746 | 245 | 265 | 138 | 208 | 58 | 2 | 293 |
| Leg. Dist. 22 | 2,590 | 1,854 | 164 | 60 | 63 | 31 | 84 | 9 | 0 | 325 |
| Leg. Dist. 23 | 6,097 | 3,260 | 1,193 | 338 | 407 | 219 | 314 | 90 | 3 | 273 |
| Leg. Dist. 24 | 3,506 | 1,893 | 568 | 133 | 328 | 161 | 249 | 44 | 1 | 129 |
| Leg. Dist. 25 | 3,581 | 2,431 | 272 | 80 | 173 | 80 | 153 | 29 | 2 | 361 |
| Leg. Dist. 26 | 3,142 | 1,412 | 919 | 269 | 131 | 114 | 89 | 25 | 2 | 181 |
| Leg. Dist. 27 | 4,774 | 3,269 | 507 | 179 | 192 | 96 | 145 | 40 | 1 | 345 |
| Leg. Dist. 28 | 2,544 | 1,486 | 458 | 144 | 104 | 71 | 63 | 22 | 0 | 196 |
| Leg. Dist. 29 | 3,560 | 2,179 | 541 | 163 | 118 | 79 | 124 | 20 | 0 | 336 |
| CITY | 35,154 | 20,851 | 5,554 | 1,668 | 1,800 | 1,012 | 1,447 | 343 | 11 | 2,468 |
| Brighton | 11,576 | 6,124 | 3,040 | 678 | 593 | 401 | 304 | 109 | 5 | 322 |
| Chili | 9,020 | 2,900 | 3,881 | 1,209 | 256 | 224 | 136 | 83 | 2 | 329 |
| Clarkson | 1,976 | 510 | 914 | 338 | 50 | 39 | 30 | 24 | 0 | 71 |
| East Rochester | 1,659 | 645 | 593 | 176 | 41 | 57 | 39 | 18 | 0 | 90 |
| Gates | 7,842 | 2,900 | 3,039 | 797 | 222 | 187 | 143 | 77 | 2 | 475 |
| Greece | 27,141 | 9,018 | 11,513 | 3,397 | 665 | 699 | 334 | 188 | 4 | 1,323 |
| Hamlin | 2,581 | 577 | 1,273 | 410 | 82 | 75 | 33 | 36 | 0 | 95 |
| Henrietta | 10,407 | 4,130 | 3,868 | 1,087 | 316 | 302 | 190 | 107 | 0 | 407 |
| Irondequoit | 17,346 | 7,332 | 6,042 | 1,515 | 582 | 550 | 344 | 141 | 5 | 835 |
| Mendon | 3,620 | 1,133 | 1,608 | 440 | 81 | 127 | 67 | 45 | 0 | 119 |
| Ogden | 6,367 | 1,689 | 3,020 | 1,010 | 168 | 143 | 66 | 38 | 0 | 233 |
| Parma | 4,853 | 1,152 | 2,355 | 828 | 123 | 112 | 49 | 44 | 0 | 190 |
| Penfield | 13,683 | 4,981 | 5,712 | 1,418 | 378 | 420 | 181 | 113 | 2 | 478 |

ATTORNEY GENERAL
SUMMARY

| LEGISLATIVE DISTRICT OR TOWN | TOTAL VOTES | ERIC T. SCHNEIDERMAN | JOHN CAHILL | JOHN CAHILL | ERIC T. SCHNEIDERMAN | ERIC T. SCHNEIDERMAN | RAMON JIMENEZ | CARL E. PERSON | SCATTER | BLANK AND VOID |
|------------------------------------|----------------|----------------------------|----------------|----------------|----------------------------|----------------------------|------------------|----------------------|---------|----------------------|
| | | DEM | REP | CON/SCC | WOR | IND/WEP | GRE | LBT | | |
| Perinton | 18,475 | 6,753 | 7,959 | 1,774 | 402 | 527 | 250 | 152 | 2 | 656 |
| Pittsford | 11,117 | 4,648 | 4,507 | 895 | 272 | 286 | 139 | 79 | 0 | 291 |
| Riga | 2,093 | 517 | 1,023 | 313 | 50 | 57 | 29 | 20 | 0 | 84 |
| Rush | 1,565 | 478 | 709 | 193 | 55 | 46 | 21 | 13 | 0 | 50 |
| Sweden | 3,082 | 956 | 1,302 | 416 | 101 | 92 | 64 | 40 | 2 | 109 |
| Webster | 14,562 | 4,703 | 6,515 | 1,763 | 357 | 431 | 213 | 92 | 3 | 485 |
| Wheatland | 1,646 | 461 | 751 | 227 | 44 | 44 | 44 | 20 | 0 | 55 |
| TOWNS | 170,611 | 61,607 | 69,624 | 18,884 | 4,838 | 4,819 | 2,676 | 1,439 | 27 | 6,697 |
| GRAND TOTAL: | 205,765 | 82,458 | 75,178 | 20,552 | 6,638 | 5,831 | 4,123 | 1,782 | 38 | 9,165 |

ATTORNEY GENERAL
DETAIL

| LEGISLATIVE DISTRICT OR TOWN | ELECTION DISTRICT | TOTAL VOTES | ERIC T. SCHNEIDERMAN | JOHN CAHILL | JOHN CAHILL | ERIC T. SCHNEIDERMAN | ERIC T. SCHNEIDERMAN | RAMON JIMENEZ | CARL E. PERSON | SCATTER | BLANK AND VOID |
|------------------------------------|----------------------|----------------|----------------------------|----------------|----------------|----------------------------|----------------------------|------------------|----------------------|---------|----------------------|
| | | | DEM | REP | CON/SCC | WOR | IND/WEP | GRE | LBT | | |
| Leg. Dist. 07 | | | | | | | | | | | |
| | 1 | 327 | 103 | 134 | 37 | 10 | 16 | 8 | 4 | 0 | 15 |
| | 2 | 212 | 103 | 51 | 19 | 8 | 6 | 9 | 2 | 0 | 14 |
| Leg. Dist. 07 | | 539 | 206 | 185 | 56 | 18 | 22 | 17 | 6 | 0 | 29 |
| Leg. Dist. 16 | | | | | | | | | | | |
| | 1 | 8 | 3 | 1 | 1 | 1 | 1 | 1 | 0 | 0 | 0 |
| Leg. Dist. 16 | | 8 | 3 | 1 | 1 | 1 | 1 | 1 | 0 | 0 | 0 |
| Leg. Dist. 21 | | | | | | | | | | | |
| | 1 | 227 | 112 | 49 | 10 | 18 | 10 | 11 | 4 | 0 | 13 |
| | 2 | 192 | 100 | 36 | 16 | 9 | 5 | 14 | 3 | 0 | 9 |
| | 3 | 119 | 70 | 17 | 11 | 4 | 3 | 5 | 2 | 0 | 7 |
| | 4 | 108 | 70 | 18 | 4 | 2 | 0 | 3 | 0 | 1 | 10 |
| | 5 | 123 | 62 | 21 | 14 | 11 | 3 | 10 | 1 | 0 | 1 |
| | 6 | 199 | 112 | 33 | 5 | 9 | 6 | 14 | 2 | 0 | 18 |
| | 7 | 351 | 211 | 65 | 13 | 13 | 10 | 14 | 4 | 0 | 21 |
| | 8 | 85 | 61 | 8 | 4 | 6 | 2 | 1 | 0 | 0 | 3 |
| | 9 | 224 | 131 | 41 | 11 | 9 | 7 | 11 | 4 | 0 | 10 |
| | 10 | 318 | 189 | 67 | 14 | 13 | 11 | 6 | 1 | 0 | 17 |
| | 11 | 182 | 119 | 21 | 10 | 7 | 3 | 7 | 1 | 0 | 14 |
| | 12 | 426 | 228 | 72 | 30 | 30 | 18 | 21 | 6 | 1 | 20 |
| | 13 | 144 | 64 | 16 | 7 | 21 | 6 | 17 | 4 | 0 | 9 |
| | 14 | 77 | 42 | 14 | 5 | 4 | 1 | 3 | 5 | 0 | 3 |
| | 15 | 276 | 179 | 35 | 14 | 13 | 7 | 8 | 2 | 0 | 18 |
| | 16 | 82 | 49 | 14 | 3 | 4 | 4 | 2 | 0 | 0 | 6 |
| | 17 | 186 | 94 | 24 | 8 | 16 | 5 | 15 | 2 | 0 | 22 |
| | 18 | 151 | 112 | 11 | 6 | 5 | 0 | 5 | 2 | 0 | 10 |

ATTORNEY GENERAL
DETAIL

| LEGISLATIVE DISTRICT OR TOWN | ELECTION DISTRICT | TOTAL VOTES | ERIC T. SCHNEIDERMAN | JOHN CAHILL | JOHN CAHILL | ERIC T. SCHNEIDERMAN | ERIC T. SCHNEIDERMAN | RAMON JIMENEZ | CARL E. PERSON | SCATTER | BLANK AND VOID |
|------------------------------------|----------------------|----------------|----------------------------|----------------|----------------|----------------------------|----------------------------|------------------|----------------------|---------|----------------------|
| | | | DEM | REP | CON/SCC | WOR | IND/WEP | GRE | LBT | | |
| Leg. Dist. 21 | | | | | | | | | | | |
| | 19 | 73 | 52 | 4 | 5 | 4 | 2 | 0 | 2 | 0 | 4 |
| | 20 | 116 | 60 | 25 | 8 | 6 | 5 | 3 | 1 | 0 | 8 |
| | 21 | 156 | 113 | 14 | 3 | 10 | 3 | 5 | 1 | 0 | 7 |
| | 22 | 174 | 123 | 18 | 10 | 3 | 4 | 4 | 1 | 0 | 11 |
| | 23 | 172 | 92 | 27 | 10 | 17 | 4 | 6 | 2 | 0 | 14 |
| | 24 | 309 | 155 | 70 | 19 | 19 | 14 | 13 | 4 | 0 | 15 |
| | 25 | 173 | 134 | 6 | 3 | 5 | 3 | 5 | 1 | 0 | 16 |
| | 26 | 66 | 47 | 8 | 2 | 3 | 0 | 2 | 2 | 0 | 2 |
| | 27 | 104 | 77 | 12 | 0 | 4 | 2 | 3 | 1 | 0 | 5 |
| Leg. Dist. 21 | | 4,813 | 2,858 | 746 | 245 | 265 | 138 | 208 | 58 | 2 | 293 |
| Leg. Dist. 22 | | | | | | | | | | | |
| | 1 | 163 | 113 | 15 | 6 | 6 | 1 | 4 | 0 | 0 | 18 |
| | 2 | 59 | 36 | 2 | 1 | 2 | 0 | 1 | 1 | 0 | 16 |
| | 3 | 102 | 67 | 5 | 1 | 1 | 2 | 3 | 0 | 0 | 23 |
| | 4 | 43 | 27 | 1 | 2 | 1 | 0 | 3 | 0 | 0 | 9 |
| | 5 | 82 | 65 | 1 | 0 | 1 | 1 | 5 | 0 | 0 | 9 |
| | 6 | 111 | 86 | 3 | 1 | 4 | 0 | 2 | 0 | 0 | 15 |
| | 7 | 57 | 37 | 1 | 0 | 3 | 0 | 6 | 0 | 0 | 10 |
| | 8 | 121 | 78 | 11 | 5 | 6 | 1 | 3 | 0 | 0 | 17 |
| | 9 | 75 | 57 | 4 | 0 | 5 | 2 | 2 | 0 | 0 | 5 |
| | 10 | 94 | 81 | 3 | 0 | 0 | 1 | 0 | 0 | 0 | 9 |
| | 11 | 141 | 95 | 11 | 4 | 5 | 3 | 9 | 0 | 0 | 14 |
| | 12 | 81 | 63 | 2 | 0 | 0 | 2 | 1 | 1 | 0 | 12 |
| | 13 | 40 | 24 | 3 | 0 | 1 | 1 | 2 | 0 | 0 | 9 |
| | 14 | 103 | 72 | 12 | 1 | 2 | 3 | 2 | 1 | 0 | 10 |

ATTORNEY GENERAL
DETAIL

| LEGISLATIVE DISTRICT OR TOWN | ELECTION DISTRICT | TOTAL VOTES | ERIC T. SCHNEIDERMAN | JOHN CAHILL | JOHN CAHILL | ERIC T. SCHNEIDERMAN | ERIC T. SCHNEIDERMAN | RAMON JIMENEZ | CARL E. PERSON | SCATTER | BLANK AND VOID |
|------------------------------------|----------------------|----------------|----------------------------|----------------|----------------|----------------------------|----------------------------|------------------|----------------------|---------|----------------------|
| | | | DEM | REP | CON/SCC | WOR | IND/WEP | GRE | LBT | | |
| Leg. Dist. 22 | | | | | | | | | | | |
| | 15 | 137 | 106 | 5 | 4 | 2 | 0 | 4 | 1 | 0 | 15 |
| | 16 | 55 | 46 | 3 | 0 | 1 | 1 | 2 | 0 | 0 | 2 |
| | 17 | 46 | 36 | 2 | 3 | 0 | 0 | 0 | 0 | 0 | 5 |
| | 18 | 73 | 52 | 5 | 0 | 1 | 0 | 2 | 0 | 0 | 13 |
| | 19 | 77 | 52 | 4 | 4 | 1 | 1 | 1 | 1 | 0 | 13 |
| | 20 | 130 | 97 | 5 | 2 | 0 | 1 | 1 | 0 | 0 | 24 |
| | 21 | 72 | 50 | 3 | 2 | 1 | 1 | 2 | 0 | 0 | 13 |
| | 22 | 116 | 92 | 2 | 5 | 1 | 1 | 3 | 0 | 0 | 12 |
| | 23 | 91 | 77 | 1 | 1 | 1 | 0 | 3 | 0 | 0 | 8 |
| | 24 | 53 | 32 | 5 | 3 | 1 | 1 | 1 | 0 | 0 | 10 |
| | 25 | 254 | 157 | 37 | 12 | 9 | 6 | 13 | 1 | 0 | 19 |
| | 26 | 82 | 56 | 15 | 0 | 5 | 2 | 3 | 0 | 0 | 1 |
| | 27 | 132 | 100 | 3 | 3 | 3 | 0 | 6 | 3 | 0 | 14 |
| Leg. Dist. 22 | | 2,590 | 1,854 | 164 | 60 | 63 | 31 | 84 | 9 | 0 | 325 |
| Leg. Dist. 23 | | | | | | | | | | | |
| | 1 | 116 | 66 | 31 | 3 | 6 | 3 | 1 | 1 | 0 | 5 |
| | 2 | 167 | 79 | 29 | 8 | 14 | 7 | 24 | 2 | 0 | 4 |
| | 3 | 134 | 63 | 21 | 10 | 17 | 3 | 9 | 0 | 0 | 11 |
| | 4 | 316 | 176 | 56 | 18 | 28 | 7 | 14 | 5 | 0 | 12 |
| | 5 | 84 | 45 | 12 | 4 | 4 | 5 | 7 | 3 | 0 | 4 |
| | 6 | 115 | 61 | 19 | 7 | 7 | 6 | 8 | 2 | 0 | 5 |
| | 7 | 215 | 116 | 32 | 6 | 20 | 9 | 17 | 5 | 0 | 10 |
| | 8 | 186 | 86 | 37 | 11 | 12 | 9 | 21 | 4 | 0 | 6 |
| | 9 | 156 | 92 | 29 | 6 | 10 | 7 | 5 | 3 | 0 | 4 |
| | 10 | 163 | 94 | 26 | 11 | 12 | 7 | 5 | 2 | 0 | 6 |

ATTORNEY GENERAL
DETAIL

| LEGISLATIVE DISTRICT OR TOWN | ELECTION DISTRICT | TOTAL VOTES | ERIC T. SCHNEIDERMAN | JOHN CAHILL | JOHN CAHILL | ERIC T. SCHNEIDERMAN | ERIC T. SCHNEIDERMAN | RAMON JIMENEZ | CARL E. PERSON | SCATTER | BLANK AND VOID |
|------------------------------------|----------------------|----------------|----------------------------|----------------|----------------|----------------------------|----------------------------|------------------|----------------------|---------|----------------------|
| | | | DEM | REP | CON/SCC | WOR | IND/WEP | GRE | LBT | | |
| Leg. Dist. 23 | | | | | | | | | | | |
| | 11 | 216 | 125 | 33 | 5 | 23 | 10 | 10 | 3 | 0 | 7 |
| | 12 | 308 | 184 | 69 | 12 | 14 | 7 | 9 | 4 | 0 | 9 |
| | 13 | 207 | 112 | 52 | 11 | 8 | 6 | 3 | 2 | 1 | 12 |
| | 14 | 173 | 83 | 29 | 8 | 15 | 3 | 16 | 6 | 0 | 13 |
| | 15 | 121 | 69 | 16 | 11 | 11 | 2 | 3 | 3 | 1 | 5 |
| | 16 | 118 | 61 | 18 | 13 | 9 | 4 | 8 | 2 | 0 | 3 |
| | 17 | 286 | 142 | 62 | 12 | 21 | 9 | 18 | 6 | 0 | 16 |
| | 18 | 478 | 228 | 115 | 35 | 25 | 19 | 24 | 4 | 0 | 28 |
| | 19 | 255 | 119 | 60 | 18 | 19 | 9 | 11 | 3 | 0 | 16 |
| | 20 | 276 | 155 | 40 | 14 | 19 | 12 | 15 | 4 | 0 | 17 |
| | 21 | 234 | 124 | 56 | 14 | 15 | 8 | 11 | 0 | 0 | 6 |
| | 22 | 221 | 122 | 58 | 11 | 11 | 7 | 4 | 2 | 0 | 6 |
| | 23 | 136 | 86 | 15 | 4 | 5 | 7 | 10 | 1 | 1 | 7 |
| | 24 | 244 | 127 | 54 | 14 | 9 | 9 | 17 | 3 | 0 | 11 |
| | 25 | 357 | 204 | 62 | 26 | 27 | 9 | 6 | 4 | 0 | 19 |
| | 26 | 386 | 211 | 90 | 17 | 20 | 15 | 14 | 6 | 0 | 13 |
| | 27 | 186 | 87 | 37 | 19 | 10 | 9 | 12 | 5 | 0 | 7 |
| | 28/24-20/25-28 | 223 | 134 | 30 | 9 | 14 | 10 | 12 | 5 | 0 | 9 |
| | 29 | 20 | 9 | 5 | 1 | 2 | 1 | 0 | 0 | 0 | 2 |
| Leg. Dist. 23 | | 6,097 | 3,260 | 1,193 | 338 | 407 | 219 | 314 | 90 | 3 | 273 |
| Leg. Dist. 24 | | | | | | | | | | | |
| | 1 | 313 | 153 | 40 | 10 | 53 | 23 | 23 | 2 | 0 | 9 |
| | 2/22 | 209 | 121 | 25 | 5 | 27 | 6 | 18 | 2 | 0 | 5 |
| | 3/23 | 221 | 125 | 31 | 7 | 25 | 7 | 19 | 1 | 0 | 6 |
| | 4 | 266 | 139 | 43 | 9 | 18 | 16 | 23 | 3 | 0 | 15 |

ATTORNEY GENERAL
DETAIL

| LEGISLATIVE DISTRICT OR TOWN | ELECTION DISTRICT | TOTAL VOTES | ERIC T. SCHNEIDERMAN | JOHN CAHILL | JOHN CAHILL | ERIC T. SCHNEIDERMAN | ERIC T. SCHNEIDERMAN | RAMON JIMENEZ | CARL E. PERSON | SCATTER | BLANK AND VOID |
|------------------------------------|----------------------|----------------|----------------------------|----------------|----------------|----------------------------|----------------------------|------------------|----------------------|---------|----------------------|
| | | | DEM | REP | CON/SCC | WOR | IND/WEP | GRE | LBT | | |
| Leg. Dist. 24 | | | | | | | | | | | |
| | 5/24 | 230 | 118 | 49 | 17 | 13 | 9 | 10 | 1 | 0 | 13 |
| | 6 | 159 | 85 | 26 | 9 | 9 | 6 | 12 | 7 | 0 | 5 |
| | 7 | 135 | 72 | 31 | 9 | 11 | 2 | 6 | 0 | 0 | 4 |
| | 8 | 173 | 88 | 32 | 5 | 16 | 13 | 8 | 6 | 0 | 5 |
| | 9 | 179 | 85 | 48 | 12 | 7 | 7 | 12 | 2 | 0 | 6 |
| | 10 | 292 | 173 | 26 | 12 | 43 | 11 | 18 | 3 | 0 | 6 |
| | 11 | 74 | 42 | 18 | 4 | 3 | 4 | 2 | 1 | 0 | 0 |
| | 12 | 33 | 21 | 7 | 1 | 1 | 0 | 2 | 0 | 0 | 1 |
| | 13 | 250 | 142 | 25 | 5 | 21 | 13 | 27 | 5 | 0 | 12 |
| | 14 | 233 | 128 | 35 | 5 | 25 | 12 | 18 | 4 | 1 | 5 |
| | 15/21 | 231 | 118 | 32 | 10 | 19 | 6 | 24 | 1 | 0 | 21 |
| | 16 | 196 | 98 | 38 | 5 | 25 | 10 | 13 | 2 | 0 | 5 |
| | 17 | 89 | 52 | 23 | 3 | 2 | 2 | 2 | 2 | 0 | 3 |
| | 18 | 201 | 123 | 34 | 5 | 9 | 11 | 11 | 1 | 0 | 7 |
| | 19 | 22 | 10 | 5 | 0 | 1 | 3 | 1 | 1 | 0 | 1 |
| Leg. Dist. 24 | | 3,506 | 1,893 | 568 | 133 | 328 | 161 | 249 | 44 | 1 | 129 |
| Leg. Dist. 25 | | | | | | | | | | | |
| | 1 | 254 | 163 | 36 | 6 | 11 | 7 | 11 | 1 | 2 | 17 |
| | 2 | 156 | 106 | 4 | 3 | 5 | 5 | 10 | 1 | 0 | 22 |
| | 3 | 252 | 195 | 12 | 6 | 6 | 2 | 2 | 0 | 0 | 29 |
| | 4/24 | 132 | 73 | 25 | 6 | 6 | 2 | 5 | 2 | 0 | 13 |
| | 5 | 187 | 133 | 9 | 4 | 7 | 6 | 8 | 0 | 0 | 20 |
| | 6 | 118 | 72 | 10 | 5 | 7 | 7 | 11 | 0 | 0 | 6 |
| | 7 | 181 | 138 | 4 | 2 | 10 | 3 | 3 | 0 | 0 | 21 |
| | 8 | 192 | 150 | 7 | 2 | 5 | 4 | 5 | 0 | 0 | 19 |

ATTORNEY GENERAL
DETAIL

| LEGISLATIVE DISTRICT OR TOWN | ELECTION DISTRICT | TOTAL VOTES | ERIC T. SCHNEIDERMAN | JOHN CAHILL | JOHN CAHILL | ERIC T. SCHNEIDERMAN | ERIC T. SCHNEIDERMAN | RAMON JIMENEZ | CARL E. PERSON | SCATTER | BLANK AND VOID |
|------------------------------------|----------------------|----------------|----------------------------|----------------|----------------|----------------------------|----------------------------|------------------|----------------------|---------|----------------------|
| | | | DEM | REP | CON/SCC | WOR | IND/WEP | GRE | LBT | | |
| Leg. Dist. 25 | | | | | | | | | | | |
| | 9 | 85 | 62 | 0 | 0 | 5 | 0 | 2 | 1 | 0 | 15 |
| | 10 | 149 | 116 | 2 | 2 | 4 | 5 | 1 | 1 | 0 | 18 |
| | 11 | 75 | 63 | 1 | 1 | 0 | 0 | 1 | 0 | 0 | 9 |
| | 12 | 190 | 99 | 23 | 6 | 18 | 9 | 21 | 7 | 0 | 7 |
| | 13 | 140 | 99 | 7 | 0 | 9 | 2 | 5 | 0 | 0 | 18 |
| | 14 | 88 | 52 | 13 | 3 | 9 | 3 | 6 | 1 | 0 | 1 |
| | 15 | 129 | 101 | 6 | 1 | 7 | 1 | 1 | 0 | 0 | 12 |
| | 16 | 124 | 84 | 12 | 7 | 7 | 0 | 3 | 0 | 0 | 11 |
| | 17 | 121 | 81 | 0 | 2 | 3 | 1 | 3 | 1 | 0 | 30 |
| | 18 | 204 | 146 | 18 | 4 | 3 | 1 | 5 | 3 | 0 | 24 |
| | 19 | 21 | 12 | 4 | 1 | 2 | 0 | 0 | 0 | 0 | 2 |
| | 20 | 31 | 20 | 6 | 1 | 0 | 0 | 2 | 0 | 0 | 2 |
| | 21 | 81 | 50 | 3 | 2 | 4 | 3 | 4 | 3 | 0 | 12 |
| | 22 | 141 | 88 | 12 | 3 | 14 | 5 | 8 | 2 | 0 | 9 |
| | 23 | 21 | 12 | 2 | 0 | 0 | 0 | 6 | 0 | 0 | 1 |
| | 25 | 257 | 179 | 26 | 2 | 10 | 4 | 7 | 4 | 0 | 25 |
| | 26/27 | 91 | 51 | 8 | 5 | 8 | 3 | 7 | 1 | 0 | 8 |
| | 29/30 | 161 | 86 | 22 | 6 | 13 | 7 | 16 | 1 | 0 | 10 |
| Leg. Dist. 25 | | 3,581 | 2,431 | 272 | 80 | 173 | 80 | 153 | 29 | 2 | 361 |
| Leg. Dist. 26 | | | | | | | | | | | |
| | 1 | 354 | 128 | 130 | 36 | 10 | 20 | 7 | 1 | 0 | 22 |
| | 2 | 141 | 56 | 35 | 20 | 8 | 7 | 6 | 1 | 0 | 8 |
| | 3 | 88 | 37 | 27 | 6 | 2 | 2 | 5 | 0 | 0 | 9 |
| | 4 | 171 | 66 | 61 | 17 | 4 | 6 | 6 | 2 | 0 | 9 |
| | 5 | 142 | 73 | 31 | 12 | 6 | 3 | 9 | 0 | 0 | 8 |

ATTORNEY GENERAL
DETAIL

| LEGISLATIVE DISTRICT OR TOWN | ELECTION DISTRICT | TOTAL VOTES | ERIC T. SCHNEIDERMAN | JOHN CAHILL | JOHN CAHILL | ERIC T. SCHNEIDERMAN | ERIC T. SCHNEIDERMAN | RAMON JIMENEZ | CARL E. PERSON | SCATTER | BLANK AND VOID |
|------------------------------------|----------------------|----------------|----------------------------|----------------|----------------|----------------------------|----------------------------|------------------|----------------------|---------|----------------------|
| | | | DEM | REP | CON/SCC | WOR | IND/WEP | GRE | LBT | | |
| Leg. Dist. 26 | | | | | | | | | | | |
| | 6 | 137 | 85 | 28 | 5 | 3 | 1 | 5 | 0 | 0 | 10 |
| | 7 | 167 | 83 | 36 | 10 | 11 | 2 | 5 | 1 | 0 | 19 |
| | 8 | 172 | 110 | 27 | 6 | 7 | 4 | 7 | 1 | 0 | 10 |
| | 9 | 199 | 88 | 53 | 22 | 9 | 7 | 4 | 2 | 0 | 14 |
| | 10 | 196 | 96 | 52 | 10 | 10 | 11 | 6 | 0 | 0 | 11 |
| | 11 | 185 | 89 | 51 | 13 | 12 | 6 | 1 | 4 | 1 | 8 |
| | 12 | 184 | 68 | 66 | 16 | 4 | 12 | 4 | 3 | 0 | 11 |
| | 13 | 218 | 97 | 80 | 17 | 9 | 5 | 0 | 2 | 0 | 8 |
| | 14 | 255 | 101 | 81 | 29 | 18 | 6 | 6 | 0 | 0 | 14 |
| | 15 | 169 | 88 | 39 | 11 | 6 | 6 | 8 | 4 | 0 | 7 |
| | 16 | 202 | 73 | 72 | 26 | 3 | 9 | 7 | 2 | 0 | 10 |
| | 17 | 162 | 74 | 50 | 13 | 9 | 7 | 3 | 2 | 1 | 3 |
| Leg. Dist. 26 | | 3,142 | 1,412 | 919 | 269 | 131 | 114 | 89 | 25 | 2 | 181 |
| Leg. Dist. 27 | | | | | | | | | | | |
| | 1 | 236 | 159 | 28 | 14 | 6 | 5 | 5 | 6 | 0 | 13 |
| | 2 | 245 | 166 | 23 | 18 | 4 | 6 | 7 | 2 | 0 | 19 |
| | 3 | 198 | 121 | 24 | 13 | 14 | 6 | 7 | 1 | 1 | 11 |
| | 4 | 244 | 165 | 32 | 6 | 12 | 7 | 10 | 0 | 0 | 12 |
| | 5 | 234 | 170 | 13 | 4 | 26 | 4 | 4 | 2 | 0 | 11 |
| | 6 | 180 | 133 | 16 | 5 | 4 | 3 | 2 | 2 | 0 | 15 |
| | 7 | 211 | 129 | 31 | 6 | 13 | 2 | 11 | 4 | 0 | 15 |
| | 8 | 331 | 238 | 27 | 8 | 9 | 7 | 4 | 1 | 0 | 37 |
| | 9 | 244 | 176 | 16 | 4 | 18 | 3 | 16 | 0 | 0 | 11 |
| | 10 | 218 | 143 | 29 | 13 | 4 | 5 | 12 | 2 | 0 | 10 |
| | 11 | 229 | 150 | 25 | 14 | 9 | 5 | 4 | 1 | 0 | 21 |

ATTORNEY GENERAL
DETAIL

| LEGISLATIVE DISTRICT OR TOWN | ELECTION DISTRICT | TOTAL VOTES | ERIC T. SCHNEIDERMAN | JOHN CAHILL | JOHN CAHILL | ERIC T. SCHNEIDERMAN | ERIC T. SCHNEIDERMAN | RAMON JIMENEZ | CARL E. PERSON | SCATTER | BLANK AND VOID |
|------------------------------------|----------------------|----------------|----------------------------|----------------|----------------|----------------------------|----------------------------|------------------|----------------------|----------|----------------------|
| | | | DEM | REP | CON/SCC | WOR | IND/WEP | GRE | LBT | | |
| Leg. Dist. 27 | | | | | | | | | | | |
| | 12 | 173 | 127 | 18 | 7 | 3 | 4 | 3 | 1 | 0 | 10 |
| | 13 | 204 | 159 | 12 | 1 | 4 | 5 | 5 | 2 | 0 | 16 |
| | 14 | 160 | 129 | 11 | 2 | 3 | 2 | 2 | 0 | 0 | 11 |
| | 15 | 164 | 113 | 11 | 4 | 9 | 4 | 5 | 0 | 0 | 18 |
| | 16 | 181 | 124 | 17 | 6 | 11 | 3 | 4 | 1 | 0 | 15 |
| | 17 | 203 | 140 | 23 | 5 | 9 | 3 | 7 | 3 | 0 | 13 |
| | 18 | 184 | 97 | 52 | 8 | 5 | 3 | 6 | 2 | 0 | 11 |
| | 19 | 219 | 163 | 11 | 5 | 8 | 4 | 6 | 1 | 0 | 21 |
| | 20 | 109 | 79 | 8 | 2 | 4 | 1 | 5 | 1 | 0 | 9 |
| | 21 | 115 | 87 | 8 | 3 | 3 | 2 | 3 | 1 | 0 | 8 |
| | 22 | 147 | 88 | 22 | 13 | 5 | 5 | 3 | 2 | 0 | 9 |
| | 23 | 135 | 106 | 5 | 2 | 2 | 1 | 7 | 0 | 0 | 12 |
| | 25 | 91 | 35 | 23 | 9 | 4 | 3 | 2 | 4 | 0 | 11 |
| | 26 | 119 | 72 | 22 | 7 | 3 | 3 | 5 | 1 | 0 | 6 |
| | | <u>4,774</u> | <u>3,269</u> | <u>507</u> | <u>179</u> | <u>192</u> | <u>96</u> | <u>145</u> | <u>40</u> | <u>1</u> | <u>345</u> |
| Leg. Dist. 27 | | | | | | | | | | | |
| Leg. Dist. 28 | | | | | | | | | | | |
| | 1 | 117 | 68 | 19 | 10 | 6 | 1 | 0 | 1 | 0 | 12 |
| | 2 | 112 | 62 | 14 | 11 | 11 | 1 | 5 | 1 | 0 | 7 |
| | 3 | 82 | 67 | 6 | 1 | 0 | 1 | 0 | 1 | 0 | 6 |
| | 4 | 91 | 48 | 21 | 7 | 1 | 3 | 2 | 1 | 0 | 8 |
| | 5 | 117 | 66 | 30 | 5 | 2 | 4 | 1 | 0 | 0 | 9 |
| | 6 | 246 | 156 | 36 | 19 | 13 | 4 | 5 | 1 | 0 | 12 |
| | 7 | 234 | 134 | 56 | 12 | 7 | 5 | 1 | 4 | 0 | 15 |
| | 8 | 160 | 108 | 16 | 9 | 3 | 3 | 4 | 0 | 0 | 17 |
| | 9 | 150 | 72 | 33 | 10 | 9 | 5 | 8 | 1 | 0 | 12 |

ATTORNEY GENERAL
DETAIL

| LEGISLATIVE DISTRICT OR TOWN | ELECTION DISTRICT | TOTAL VOTES | ERIC T. SCHNEIDERMAN | JOHN CAHILL | JOHN CAHILL | ERIC T. SCHNEIDERMAN | ERIC T. SCHNEIDERMAN | RAMON JIMENEZ | CARL E. PERSON | SCATTER | BLANK AND VOID |
|------------------------------------|----------------------|----------------|----------------------------|----------------|----------------|----------------------------|----------------------------|------------------|----------------------|----------|----------------------|
| | | | DEM | REP | CON/SCC | WOR | IND/WEP | GRE | LBT | | |
| Leg. Dist. 28 | | | | | | | | | | | |
| | 10 | 43 | 26 | 8 | 1 | 1 | 5 | 1 | 0 | 0 | 1 |
| | 11 | 102 | 61 | 20 | 4 | 5 | 3 | 0 | 0 | 0 | 9 |
| | 12 | 73 | 45 | 10 | 4 | 3 | 1 | 3 | 0 | 0 | 7 |
| | 13 | 134 | 74 | 21 | 8 | 6 | 7 | 3 | 1 | 0 | 14 |
| | 14 | 121 | 71 | 17 | 10 | 4 | 6 | 5 | 0 | 0 | 8 |
| | 15 | 52 | 33 | 5 | 3 | 2 | 1 | 3 | 0 | 0 | 5 |
| | 16 | 127 | 71 | 19 | 5 | 5 | 4 | 5 | 4 | 0 | 14 |
| | 17 | 23 | 12 | 6 | 2 | 2 | 0 | 0 | 0 | 0 | 1 |
| | 18 | 107 | 57 | 30 | 5 | 4 | 2 | 2 | 3 | 0 | 4 |
| | 19 | 3 | 0 | 2 | 0 | 0 | 0 | 1 | 0 | 0 | 0 |
| | 20 | 193 | 99 | 51 | 9 | 4 | 4 | 8 | 3 | 0 | 15 |
| | 21 | 182 | 109 | 26 | 8 | 12 | 10 | 5 | 1 | 0 | 11 |
| | 22 | 75 | 47 | 12 | 1 | 4 | 1 | 1 | 0 | 0 | 9 |
| | | <u>2,544</u> | <u>1,486</u> | <u>458</u> | <u>144</u> | <u>104</u> | <u>71</u> | <u>63</u> | <u>22</u> | <u>0</u> | <u>196</u> |
| Leg. Dist. 28 | | | | | | | | | | | |
| Leg. Dist. 29 | | | | | | | | | | | |
| | 1 | 17 | 12 | 3 | 0 | 1 | 0 | 1 | 0 | 0 | 0 |
| | 2 | 48 | 28 | 5 | 1 | 3 | 0 | 2 | 0 | 0 | 9 |
| | 3 | 7 | 4 | 1 | 0 | 0 | 0 | 1 | 0 | 0 | 1 |
| | 4 | 125 | 72 | 21 | 3 | 1 | 4 | 5 | 1 | 0 | 18 |
| | 5 | 171 | 108 | 24 | 8 | 5 | 2 | 9 | 0 | 0 | 15 |
| | 6 | 104 | 73 | 11 | 3 | 1 | 2 | 3 | 0 | 0 | 11 |
| | 7 | 137 | 62 | 31 | 10 | 15 | 5 | 2 | 2 | 0 | 10 |
| | 8 | 41 | 29 | 6 | 1 | 2 | 0 | 1 | 0 | 0 | 2 |
| | 9 | 262 | 164 | 47 | 8 | 11 | 4 | 14 | 1 | 0 | 13 |
| | 10 | 223 | 161 | 21 | 10 | 6 | 3 | 4 | 1 | 0 | 17 |

ATTORNEY GENERAL
DETAIL

| LEGISLATIVE DISTRICT OR TOWN | ELECTION DISTRICT | TOTAL VOTES | ERIC T. SCHNEIDERMAN | JOHN CAHILL | JOHN CAHILL | ERIC T. SCHNEIDERMAN | ERIC T. SCHNEIDERMAN | RAMON JIMENEZ | CARL E. PERSON | SCATTER | BLANK AND VOID |
|------------------------------------|----------------------|----------------|----------------------------|----------------|----------------|----------------------------|----------------------------|------------------|----------------------|----------|----------------------|
| | | | DEM | REP | CON/SCC | WOR | IND/WEP | GRE | LBT | | |
| Leg. Dist. 29 | | | | | | | | | | | |
| | 11 | 175 | 97 | 40 | 10 | 5 | 5 | 6 | 1 | 0 | 11 |
| | 12 | 185 | 110 | 25 | 10 | 7 | 5 | 9 | 4 | 0 | 15 |
| | 13 | 98 | 59 | 9 | 1 | 6 | 2 | 6 | 1 | 0 | 14 |
| | 14 | 69 | 44 | 8 | 3 | 2 | 1 | 2 | 0 | 0 | 9 |
| | 15 | 114 | 80 | 10 | 4 | 3 | 3 | 2 | 1 | 0 | 11 |
| | 16 | 57 | 31 | 6 | 3 | 1 | 0 | 4 | 0 | 0 | 12 |
| | 17 | 133 | 63 | 34 | 12 | 5 | 4 | 8 | 0 | 0 | 7 |
| | 18 | 239 | 109 | 59 | 25 | 5 | 12 | 8 | 3 | 0 | 18 |
| | 19 | 99 | 60 | 18 | 4 | 7 | 0 | 2 | 0 | 0 | 8 |
| | 20 | 194 | 131 | 18 | 6 | 5 | 4 | 6 | 1 | 0 | 23 |
| | 21 | 199 | 115 | 37 | 5 | 9 | 9 | 9 | 2 | 0 | 13 |
| | 22 | 127 | 88 | 6 | 3 | 3 | 2 | 5 | 0 | 0 | 20 |
| | 23 | 183 | 133 | 22 | 2 | 3 | 0 | 4 | 0 | 0 | 19 |
| | 24 | 229 | 145 | 33 | 12 | 7 | 4 | 4 | 1 | 0 | 23 |
| | 25/28 | 255 | 159 | 39 | 16 | 3 | 5 | 5 | 1 | 0 | 27 |
| | 26 | 68 | 42 | 7 | 2 | 2 | 3 | 2 | 0 | 0 | 10 |
| | 27 | 1 | 0 | 0 | 1 | 0 | 0 | 0 | 0 | 0 | 0 |
| Leg. Dist. 29 | | <u>3,560</u> | <u>2,179</u> | <u>541</u> | <u>163</u> | <u>118</u> | <u>79</u> | <u>124</u> | <u>20</u> | <u>0</u> | <u>336</u> |
| CITY | | 35,154 | 20,851 | 5,554 | 1,668 | 1,800 | 1,012 | 1,447 | 343 | 11 | 2,468 |
| Brighton | | | | | | | | | | | |
| | 1 | 329 | 184 | 65 | 19 | 21 | 15 | 12 | 3 | 1 | 9 |
| | 2 | 201 | 77 | 68 | 21 | 15 | 6 | 10 | 3 | 0 | 1 |
| | 3 | 276 | 126 | 94 | 15 | 14 | 12 | 5 | 2 | 0 | 8 |
| | 4 | 273 | 149 | 56 | 10 | 18 | 17 | 15 | 2 | 0 | 6 |
| | 5 | 278 | 165 | 56 | 5 | 20 | 11 | 9 | 3 | 0 | 9 |

ATTORNEY GENERAL
DETAIL

| LEGISLATIVE DISTRICT OR TOWN | ELECTION DISTRICT | TOTAL VOTES | ERIC T. SCHNEIDERMAN | JOHN CAHILL | JOHN CAHILL | ERIC T. SCHNEIDERMAN | ERIC T. SCHNEIDERMAN | RAMON JIMENEZ | CARL E. PERSON | SCATTER | BLANK AND VOID |
|------------------------------------|----------------------|----------------|----------------------------|----------------|----------------|----------------------------|----------------------------|------------------|----------------------|---------|----------------------|
| | | | DEM | REP | CON/SCC | WOR | IND/WEP | GRE | LBT | | |
| Brighton | | | | | | | | | | | |
| | 6 | 387 | 202 | 116 | 21 | 21 | 9 | 7 | 7 | 0 | 4 |
| | 7 | 224 | 100 | 61 | 18 | 17 | 11 | 6 | 3 | 0 | 8 |
| | 8 | 296 | 135 | 115 | 16 | 9 | 6 | 3 | 3 | 0 | 9 |
| | 9 | 262 | 133 | 69 | 18 | 18 | 10 | 7 | 3 | 0 | 4 |
| | 10 | 319 | 186 | 73 | 17 | 18 | 9 | 7 | 2 | 0 | 7 |
| | 11 | 327 | 160 | 95 | 27 | 20 | 10 | 4 | 2 | 0 | 9 |
| | 12 | 354 | 191 | 83 | 15 | 24 | 16 | 8 | 2 | 0 | 15 |
| | 13 | 221 | 110 | 70 | 11 | 9 | 9 | 5 | 3 | 0 | 4 |
| | 14 | 153 | 86 | 31 | 7 | 5 | 8 | 9 | 2 | 0 | 5 |
| | 15 | 227 | 103 | 65 | 18 | 21 | 5 | 7 | 3 | 0 | 5 |
| | 16 | 195 | 60 | 109 | 13 | 1 | 3 | 1 | 2 | 0 | 6 |
| | 17 | 118 | 87 | 23 | 1 | 1 | 0 | 0 | 0 | 0 | 6 |
| | 18 | 253 | 126 | 57 | 15 | 19 | 12 | 13 | 2 | 0 | 9 |
| | 19 | 189 | 106 | 38 | 11 | 13 | 8 | 9 | 2 | 0 | 2 |
| | 20 | 160 | 84 | 36 | 22 | 6 | 2 | 2 | 5 | 0 | 3 |
| | 21 | 242 | 122 | 57 | 15 | 14 | 16 | 6 | 1 | 0 | 11 |
| | 22 | 284 | 155 | 70 | 24 | 10 | 7 | 7 | 3 | 0 | 8 |
| | 23 | 233 | 137 | 52 | 11 | 7 | 8 | 8 | 2 | 0 | 8 |
| | 24 | 326 | 167 | 98 | 20 | 8 | 9 | 7 | 1 | 0 | 16 |
| | 25 | 237 | 128 | 54 | 6 | 26 | 8 | 6 | 5 | 0 | 4 |
| | 26 | 207 | 84 | 76 | 11 | 12 | 9 | 2 | 2 | 1 | 10 |
| | 27 | 225 | 125 | 53 | 13 | 13 | 3 | 6 | 4 | 0 | 8 |
| | 28 | 335 | 183 | 75 | 17 | 17 | 16 | 17 | 3 | 0 | 7 |
| | 29 | 221 | 106 | 71 | 15 | 10 | 9 | 2 | 2 | 0 | 6 |
| | 30 | 505 | 297 | 121 | 20 | 19 | 19 | 11 | 2 | 1 | 15 |

ATTORNEY GENERAL
DETAIL

| LEGISLATIVE DISTRICT OR TOWN | ELECTION DISTRICT | TOTAL VOTES | ERIC T. SCHNEIDERMAN | JOHN CAHILL | JOHN CAHILL | ERIC T. SCHNEIDERMAN | ERIC T. SCHNEIDERMAN | RAMON JIMENEZ | CARL E. PERSON | SCATTER | BLANK AND VOID |
|------------------------------------|----------------------|----------------|----------------------------|----------------|----------------|----------------------------|----------------------------|------------------|----------------------|----------|----------------------|
| | | | DEM | REP | CON/SCC | WOR | IND/WEP | GRE | LBT | | |
| Brighton | | | | | | | | | | | |
| | 31 | 241 | 137 | 61 | 5 | 12 | 9 | 9 | 1 | 0 | 7 |
| | 32 | 295 | 167 | 60 | 16 | 17 | 16 | 7 | 4 | 1 | 7 |
| | 33 | 322 | 187 | 79 | 14 | 11 | 12 | 9 | 0 | 0 | 10 |
| | 34 | 281 | 139 | 68 | 22 | 21 | 8 | 13 | 3 | 0 | 7 |
| | 35 | 230 | 135 | 48 | 11 | 14 | 6 | 8 | 1 | 0 | 7 |
| | 36 | 144 | 68 | 38 | 16 | 1 | 3 | 7 | 2 | 0 | 9 |
| | 37 | 261 | 157 | 60 | 16 | 11 | 4 | 4 | 1 | 0 | 8 |
| | 38 | 287 | 149 | 85 | 12 | 23 | 4 | 4 | 3 | 0 | 7 |
| | 39 | 248 | 117 | 71 | 27 | 9 | 4 | 7 | 5 | 0 | 8 |
| | 40 | 422 | 255 | 93 | 18 | 19 | 19 | 7 | 3 | 0 | 8 |
| | 41 | 262 | 141 | 72 | 14 | 10 | 11 | 8 | 2 | 0 | 4 |
| | 42 | 98 | 55 | 20 | 11 | 5 | 4 | 2 | 0 | 0 | 1 |
| | 43 | 239 | 140 | 64 | 19 | 4 | 5 | 2 | 3 | 0 | 2 |
| | 44 | 73 | 27 | 24 | 5 | 4 | 5 | 3 | 0 | 1 | 4 |
| | 45 | 161 | 70 | 61 | 13 | 3 | 5 | 2 | 2 | 0 | 5 |
| | 46 | 155 | 106 | 29 | 7 | 3 | 3 | 1 | 0 | 0 | 6 |
| | | <u>11,576</u> | <u>6,124</u> | <u>3,040</u> | <u>678</u> | <u>593</u> | <u>401</u> | <u>304</u> | <u>109</u> | <u>5</u> | <u>322</u> |
| Brighton Chili | | | | | | | | | | | |
| | 1 | 215 | 71 | 98 | 26 | 4 | 5 | 2 | 0 | 0 | 9 |
| | 2 | 360 | 74 | 181 | 60 | 14 | 7 | 3 | 4 | 0 | 17 |
| | 3 | 347 | 119 | 142 | 37 | 6 | 14 | 12 | 5 | 0 | 12 |
| | 4 | 211 | 56 | 89 | 44 | 3 | 2 | 2 | 3 | 0 | 12 |
| | 5 | 248 | 91 | 95 | 34 | 6 | 5 | 5 | 4 | 0 | 8 |
| | 6 | 261 | 77 | 108 | 36 | 11 | 8 | 7 | 3 | 0 | 11 |
| | 7 | 133 | 58 | 44 | 14 | 3 | 6 | 1 | 1 | 0 | 6 |

ATTORNEY GENERAL
DETAIL

| LEGISLATIVE DISTRICT OR TOWN | ELECTION DISTRICT | TOTAL VOTES | ERIC T. SCHNEIDERMAN | JOHN CAHILL | JOHN CAHILL | ERIC T. SCHNEIDERMAN | ERIC T. SCHNEIDERMAN | RAMON JIMENEZ | CARL E. PERSON | SCATTER | BLANK AND VOID |
|------------------------------------|----------------------|----------------|----------------------------|----------------|----------------|----------------------------|----------------------------|------------------|----------------------|---------|----------------------|
| | | | DEM | REP | CON/SCC | WOR | IND/WEP | GRE | LBT | | |
| Chili | | | | | | | | | | | |
| | 8 | 280 | 80 | 140 | 40 | 3 | 5 | 1 | 4 | 1 | 6 |
| | 9 | 272 | 90 | 106 | 34 | 9 | 14 | 8 | 4 | 0 | 7 |
| | 10 | 185 | 36 | 83 | 39 | 8 | 2 | 7 | 2 | 0 | 8 |
| | 11 | 262 | 83 | 107 | 37 | 5 | 6 | 5 | 2 | 0 | 17 |
| | 12 | 252 | 91 | 103 | 32 | 5 | 11 | 5 | 0 | 0 | 5 |
| | 13 | 405 | 119 | 190 | 55 | 9 | 14 | 3 | 4 | 0 | 11 |
| | 14 | 267 | 67 | 141 | 38 | 5 | 7 | 3 | 0 | 0 | 6 |
| | 15 | 249 | 69 | 123 | 30 | 6 | 5 | 2 | 0 | 0 | 14 |
| | 16 | 541 | 165 | 253 | 71 | 12 | 9 | 12 | 3 | 0 | 16 |
| | 17 | 651 | 212 | 299 | 80 | 17 | 14 | 6 | 2 | 0 | 21 |
| | 18 | 268 | 81 | 118 | 40 | 11 | 7 | 2 | 0 | 0 | 9 |
| | 19 | 274 | 99 | 122 | 31 | 3 | 5 | 2 | 3 | 0 | 9 |
| | 20 | 365 | 156 | 119 | 41 | 16 | 11 | 6 | 1 | 0 | 15 |
| | 21 | 196 | 71 | 82 | 17 | 9 | 4 | 1 | 1 | 0 | 11 |
| | 22 | 211 | 96 | 62 | 24 | 6 | 3 | 6 | 4 | 1 | 9 |
| | 23 | 204 | 52 | 99 | 28 | 6 | 5 | 2 | 2 | 0 | 10 |
| | 24 | 468 | 173 | 188 | 57 | 15 | 12 | 5 | 4 | 0 | 14 |
| | 25 | 196 | 92 | 60 | 20 | 8 | 4 | 2 | 4 | 0 | 6 |
| | 26 | 354 | 94 | 163 | 56 | 8 | 9 | 3 | 5 | 0 | 16 |
| | 27 | 249 | 85 | 99 | 38 | 7 | 8 | 3 | 2 | 0 | 7 |
| | 28 | 233 | 98 | 83 | 27 | 4 | 3 | 5 | 2 | 0 | 11 |
| | 29 | 197 | 55 | 96 | 24 | 7 | 5 | 4 | 1 | 0 | 5 |
| | 30 | 141 | 30 | 58 | 32 | 6 | 1 | 6 | 3 | 0 | 5 |
| | 31 | 264 | 98 | 113 | 18 | 11 | 7 | 4 | 4 | 0 | 9 |

ATTORNEY GENERAL
DETAIL

| LEGISLATIVE DISTRICT OR TOWN | ELECTION DISTRICT | TOTAL VOTES | ERIC T. SCHNEIDERMAN | JOHN CAHILL | JOHN CAHILL | ERIC T. SCHNEIDERMAN | ERIC T. SCHNEIDERMAN | RAMON JIMENEZ | CARL E. PERSON | SCATTER | BLANK AND VOID |
|------------------------------------|----------------------|----------------|----------------------------|----------------|----------------|----------------------------|----------------------------|------------------|----------------------|---------|----------------------|
| | | | DEM | REP | CON/SCC | WOR | IND/WEP | GRE | LBT | | |
| Chili | 32 | 261 | 62 | 117 | 49 | 13 | 6 | 1 | 6 | 0 | 7 |
| Chili | | 9,020 | 2,900 | 3,881 | 1,209 | 256 | 224 | 136 | 83 | 2 | 329 |
| Clarkson | 1 | 400 | 99 | 200 | 60 | 16 | 12 | 4 | 2 | 0 | 7 |
| | 2 | 54 | 13 | 25 | 15 | 0 | 1 | 0 | 0 | 0 | 0 |
| | 3 | 345 | 105 | 154 | 49 | 5 | 5 | 6 | 4 | 0 | 17 |
| | 4 | 440 | 104 | 217 | 72 | 9 | 6 | 9 | 3 | 0 | 20 |
| | 5 | 508 | 129 | 220 | 97 | 15 | 10 | 8 | 10 | 0 | 19 |
| | 6 | 229 | 60 | 98 | 45 | 5 | 5 | 3 | 5 | 0 | 8 |
| Clarkson | | 1,976 | 510 | 914 | 338 | 50 | 39 | 30 | 24 | 0 | 71 |
| East Rochester | 1 | 287 | 107 | 108 | 27 | 10 | 8 | 10 | 1 | 0 | 16 |
| | 2 | 247 | 96 | 82 | 25 | 7 | 9 | 7 | 2 | 0 | 19 |
| | 3 | 254 | 100 | 82 | 38 | 6 | 8 | 2 | 2 | 0 | 16 |
| | 4 | 201 | 90 | 69 | 12 | 6 | 6 | 6 | 3 | 0 | 9 |
| | 5 | 184 | 57 | 78 | 20 | 3 | 8 | 6 | 2 | 0 | 10 |
| | 6 | 258 | 121 | 86 | 22 | 6 | 9 | 2 | 3 | 0 | 9 |
| | 7 | 228 | 74 | 88 | 32 | 3 | 9 | 6 | 5 | 0 | 11 |
| East Rochester | | 1,659 | 645 | 593 | 176 | 41 | 57 | 39 | 18 | 0 | 90 |
| Gates | 1 | 158 | 57 | 56 | 21 | 9 | 2 | 5 | 3 | 0 | 5 |
| | 2 | 213 | 93 | 79 | 12 | 5 | 5 | 1 | 2 | 0 | 16 |
| | 3 | 205 | 73 | 76 | 20 | 5 | 6 | 8 | 1 | 0 | 16 |
| | 4 | 229 | 87 | 86 | 27 | 5 | 4 | 4 | 3 | 1 | 12 |
| | 5 | 298 | 118 | 105 | 32 | 9 | 10 | 7 | 2 | 0 | 15 |

ATTORNEY GENERAL
DETAIL

| LEGISLATIVE DISTRICT OR TOWN | ELECTION DISTRICT | TOTAL VOTES | ERIC T. SCHNEIDERMAN | JOHN CAHILL | JOHN CAHILL | ERIC T. SCHNEIDERMAN | ERIC T. SCHNEIDERMAN | RAMON JIMENEZ | CARL E. PERSON | SCATTER | BLANK AND VOID |
|------------------------------------|----------------------|----------------|----------------------------|----------------|----------------|----------------------------|----------------------------|------------------|----------------------|---------|----------------------|
| | | | DEM | REP | CON/SCC | WOR | IND/WEP | GRE | LBT | | |
| Gates | | | | | | | | | | | |
| | 6 | 238 | 89 | 87 | 23 | 11 | 4 | 6 | 2 | 0 | 16 |
| | 7 | 475 | 155 | 221 | 32 | 17 | 9 | 8 | 9 | 0 | 24 |
| | 8 | 199 | 63 | 99 | 15 | 4 | 7 | 4 | 2 | 0 | 5 |
| | 9 | 261 | 109 | 101 | 19 | 7 | 2 | 4 | 2 | 0 | 17 |
| | 10 | 150 | 68 | 52 | 16 | 1 | 2 | 1 | 3 | 0 | 7 |
| | 11 | 178 | 65 | 73 | 14 | 10 | 5 | 2 | 1 | 0 | 8 |
| | 12 | 159 | 69 | 58 | 14 | 4 | 2 | 4 | 0 | 0 | 8 |
| | 13 | 215 | 82 | 81 | 28 | 2 | 4 | 2 | 0 | 0 | 16 |
| | 14 | 196 | 73 | 65 | 15 | 3 | 7 | 4 | 0 | 0 | 29 |
| | 15 | 346 | 128 | 138 | 33 | 9 | 10 | 5 | 3 | 0 | 20 |
| | 16 | 185 | 79 | 66 | 14 | 2 | 4 | 10 | 0 | 0 | 10 |
| | 17 | 212 | 83 | 75 | 23 | 11 | 4 | 5 | 2 | 0 | 9 |
| | 18 | 268 | 80 | 124 | 30 | 6 | 2 | 1 | 3 | 0 | 22 |
| | 19 | 234 | 74 | 95 | 33 | 5 | 8 | 1 | 2 | 0 | 16 |
| | 20 | 228 | 76 | 90 | 24 | 5 | 8 | 7 | 3 | 0 | 15 |
| | 21 | 215 | 76 | 95 | 16 | 14 | 5 | 2 | 1 | 0 | 6 |
| | 22 | 197 | 67 | 79 | 31 | 2 | 5 | 6 | 1 | 0 | 6 |
| | 23 | 234 | 81 | 80 | 42 | 6 | 5 | 2 | 3 | 1 | 14 |
| | 24 | 277 | 102 | 113 | 26 | 5 | 6 | 3 | 3 | 0 | 19 |
| | 25 | 189 | 67 | 69 | 23 | 7 | 2 | 6 | 1 | 0 | 14 |
| | 26 | 291 | 94 | 118 | 34 | 10 | 15 | 2 | 3 | 0 | 15 |
| | 27 | 289 | 134 | 90 | 32 | 4 | 5 | 4 | 3 | 0 | 17 |
| | 28 | 188 | 55 | 84 | 14 | 3 | 6 | 3 | 3 | 0 | 20 |
| | 29 | 212 | 73 | 78 | 21 | 6 | 10 | 3 | 1 | 0 | 20 |
| | 30 | 163 | 77 | 53 | 10 | 3 | 2 | 3 | 2 | 0 | 13 |

ATTORNEY GENERAL
DETAIL

| LEGISLATIVE DISTRICT OR TOWN | ELECTION DISTRICT | TOTAL VOTES | ERIC T. SCHNEIDERMAN | JOHN CAHILL | JOHN CAHILL | ERIC T. SCHNEIDERMAN | ERIC T. SCHNEIDERMAN | RAMON JIMENEZ | CARL E. PERSON | SCATTER | BLANK AND VOID |
|------------------------------------|----------------------|----------------|----------------------------|----------------|----------------|----------------------------|----------------------------|------------------|----------------------|----------|----------------------|
| | | | DEM | REP | CON/SCC | WOR | IND/WEP | GRE | LBT | | |
| Gates | | | | | | | | | | | |
| | 31 | 188 | 65 | 79 | 19 | 5 | 1 | 1 | 1 | 0 | 17 |
| | 32 | 271 | 92 | 106 | 32 | 9 | 11 | 8 | 5 | 0 | 8 |
| | 33 | 108 | 55 | 23 | 11 | 9 | 4 | 4 | 0 | 0 | 2 |
| | 34 | 210 | 75 | 83 | 26 | 6 | 0 | 5 | 5 | 0 | 10 |
| | 35 | 163 | 66 | 62 | 15 | 3 | 5 | 2 | 2 | 0 | 8 |
| | | <u>7,842</u> | <u>2,900</u> | <u>3,039</u> | <u>797</u> | <u>222</u> | <u>187</u> | <u>143</u> | <u>77</u> | <u>2</u> | <u>475</u> |
| Gates | | | | | | | | | | | |
| Greece | | | | | | | | | | | |
| | 1 | 249 | 80 | 107 | 29 | 7 | 11 | 4 | 2 | 0 | 9 |
| | 2 | 301 | 73 | 136 | 42 | 12 | 15 | 4 | 3 | 0 | 16 |
| | 3 | 225 | 77 | 102 | 25 | 5 | 7 | 2 | 3 | 0 | 4 |
| | 4 | 192 | 70 | 81 | 26 | 1 | 5 | 3 | 1 | 0 | 5 |
| | 5 | 174 | 60 | 65 | 21 | 5 | 5 | 5 | 1 | 0 | 12 |
| | 6 | 166 | 64 | 53 | 30 | 6 | 2 | 0 | 4 | 0 | 7 |
| | 7 | 231 | 88 | 88 | 21 | 9 | 9 | 3 | 1 | 0 | 12 |
| | 8 | 199 | 59 | 75 | 28 | 8 | 8 | 5 | 3 | 1 | 12 |
| | 9 | 178 | 61 | 72 | 20 | 4 | 3 | 6 | 2 | 0 | 10 |
| | 10 | 183 | 61 | 65 | 28 | 10 | 9 | 3 | 0 | 0 | 7 |
| | 11 | 79 | 36 | 22 | 8 | 0 | 2 | 2 | 0 | 0 | 9 |
| | 12 | 123 | 50 | 35 | 14 | 7 | 2 | 6 | 2 | 0 | 7 |
| | 13 | 203 | 91 | 64 | 26 | 3 | 3 | 1 | 2 | 0 | 13 |
| | 14 | 160 | 64 | 56 | 21 | 7 | 5 | 1 | 0 | 0 | 6 |
| | 15 | 214 | 62 | 100 | 23 | 1 | 9 | 0 | 1 | 1 | 17 |
| | 16 | 169 | 51 | 84 | 17 | 5 | 3 | 3 | 1 | 0 | 5 |
| | 17 | 304 | 95 | 150 | 36 | 9 | 0 | 3 | 1 | 0 | 10 |
| | 18 | 260 | 85 | 103 | 32 | 9 | 9 | 5 | 3 | 0 | 14 |

ATTORNEY GENERAL
DETAIL

| LEGISLATIVE DISTRICT OR TOWN | ELECTION DISTRICT | TOTAL VOTES | ERIC T. SCHNEIDERMAN | JOHN CAHILL | JOHN CAHILL | ERIC T. SCHNEIDERMAN | ERIC T. SCHNEIDERMAN | RAMON JIMENEZ | CARL E. PERSON | SCATTER | BLANK AND VOID |
|------------------------------------|----------------------|----------------|----------------------------|----------------|----------------|----------------------------|----------------------------|------------------|----------------------|---------|----------------------|
| | | | DEM | REP | CON/SCC | WOR | IND/WEP | GRE | LBT | | |
| Greece | | | | | | | | | | | |
| | 19 | 199 | 73 | 68 | 24 | 9 | 9 | 1 | 2 | 0 | 13 |
| | 20 | 175 | 52 | 59 | 37 | 4 | 4 | 8 | 1 | 0 | 10 |
| | 21 | 232 | 72 | 95 | 31 | 8 | 9 | 3 | 2 | 0 | 12 |
| | 22 | 175 | 57 | 78 | 14 | 6 | 4 | 6 | 0 | 0 | 10 |
| | 23 | 337 | 149 | 105 | 33 | 12 | 6 | 4 | 3 | 0 | 25 |
| | 24 | 333 | 100 | 158 | 39 | 4 | 7 | 2 | 1 | 0 | 22 |
| | 25 | 223 | 85 | 82 | 20 | 6 | 6 | 2 | 4 | 0 | 18 |
| | 26 | 169 | 60 | 61 | 20 | 6 | 4 | 4 | 1 | 0 | 13 |
| | 27 | 297 | 104 | 121 | 44 | 5 | 7 | 2 | 1 | 0 | 13 |
| | 28 | 287 | 83 | 126 | 43 | 7 | 9 | 2 | 3 | 0 | 14 |
| | 29 | 242 | 97 | 94 | 23 | 5 | 6 | 5 | 1 | 0 | 11 |
| | 30 | 175 | 72 | 55 | 19 | 2 | 8 | 4 | 2 | 0 | 13 |
| | 31 | 192 | 71 | 66 | 28 | 5 | 10 | 3 | 2 | 0 | 7 |
| | 32 | 205 | 77 | 75 | 30 | 7 | 8 | 3 | 0 | 0 | 5 |
| | 33 | 283 | 73 | 135 | 46 | 4 | 4 | 1 | 3 | 0 | 17 |
| | 34 | 273 | 88 | 123 | 31 | 5 | 6 | 8 | 0 | 0 | 12 |
| | 35 | 264 | 69 | 125 | 34 | 7 | 6 | 4 | 0 | 0 | 19 |
| | 36 | 300 | 119 | 119 | 31 | 6 | 6 | 2 | 3 | 0 | 14 |
| | 37 | 197 | 59 | 81 | 31 | 5 | 5 | 2 | 2 | 0 | 12 |
| | 38 | 359 | 124 | 153 | 37 | 10 | 9 | 5 | 4 | 0 | 17 |
| | 39 | 178 | 60 | 79 | 22 | 5 | 3 | 0 | 1 | 0 | 8 |
| | 40 | 185 | 70 | 73 | 22 | 5 | 2 | 3 | 2 | 0 | 8 |
| | 41 | 311 | 107 | 132 | 38 | 9 | 6 | 4 | 2 | 1 | 12 |
| | 42 | 205 | 84 | 63 | 29 | 7 | 9 | 5 | 2 | 0 | 6 |
| | 43 | 228 | 55 | 105 | 48 | 7 | 3 | 1 | 0 | 0 | 9 |

ATTORNEY GENERAL
DETAIL

| LEGISLATIVE DISTRICT OR TOWN | ELECTION DISTRICT | TOTAL VOTES | ERIC T. SCHNEIDERMAN | JOHN CAHILL | JOHN CAHILL | ERIC T. SCHNEIDERMAN | ERIC T. SCHNEIDERMAN | RAMON JIMENEZ | CARL E. PERSON | SCATTER | BLANK AND VOID |
|------------------------------------|----------------------|----------------|----------------------------|----------------|----------------|----------------------------|----------------------------|------------------|----------------------|---------|----------------------|
| | | | DEM | REP | CON/SCC | WOR | IND/WEP | GRE | LBT | | |
| Greece | | | | | | | | | | | |
| | 44 | 343 | 107 | 161 | 40 | 11 | 9 | 0 | 1 | 0 | 14 |
| | 45 | 380 | 109 | 189 | 51 | 8 | 3 | 4 | 2 | 0 | 14 |
| | 46 | 147 | 53 | 43 | 26 | 4 | 7 | 4 | 0 | 0 | 10 |
| | 47 | 246 | 89 | 91 | 38 | 7 | 5 | 9 | 2 | 0 | 5 |
| | 48 | 171 | 56 | 70 | 20 | 2 | 8 | 1 | 3 | 0 | 11 |
| | 49 | 193 | 73 | 80 | 22 | 5 | 4 | 0 | 0 | 0 | 9 |
| | 50 | 229 | 80 | 92 | 34 | 4 | 4 | 5 | 0 | 0 | 10 |
| | 51 | 154 | 52 | 71 | 11 | 4 | 1 | 4 | 1 | 0 | 10 |
| | 52 | 294 | 92 | 142 | 33 | 7 | 2 | 3 | 2 | 0 | 13 |
| | 53 | 200 | 87 | 77 | 18 | 4 | 6 | 0 | 1 | 0 | 7 |
| | 54 | 287 | 75 | 139 | 42 | 7 | 9 | 0 | 2 | 0 | 13 |
| | 55 | 209 | 61 | 87 | 36 | 2 | 5 | 2 | 3 | 0 | 13 |
| | 56 | 292 | 92 | 131 | 36 | 7 | 10 | 3 | 0 | 0 | 13 |
| | 57 | 235 | 78 | 102 | 31 | 4 | 5 | 2 | 1 | 0 | 12 |
| | 58 | 332 | 114 | 139 | 42 | 6 | 10 | 7 | 1 | 0 | 13 |
| | 59 | 113 | 51 | 25 | 19 | 2 | 4 | 2 | 1 | 0 | 9 |
| | 60 | 198 | 73 | 81 | 20 | 7 | 7 | 4 | 1 | 0 | 5 |
| | 61 | 219 | 72 | 89 | 27 | 5 | 6 | 12 | 2 | 0 | 6 |
| | 62 | 285 | 106 | 117 | 28 | 11 | 8 | 2 | 2 | 0 | 11 |
| | 63 | 275 | 107 | 84 | 33 | 9 | 8 | 10 | 6 | 0 | 18 |
| | 64 | 197 | 65 | 96 | 16 | 2 | 5 | 3 | 4 | 0 | 6 |
| | 65 | 240 | 88 | 107 | 14 | 3 | 9 | 3 | 0 | 0 | 16 |
| | 66 | 125 | 45 | 49 | 13 | 2 | 3 | 1 | 5 | 0 | 7 |
| | 67 | 233 | 68 | 100 | 35 | 7 | 5 | 3 | 2 | 0 | 13 |
| | 68 | 307 | 93 | 129 | 46 | 5 | 6 | 3 | 4 | 0 | 21 |

ATTORNEY GENERAL
DETAIL

| LEGISLATIVE DISTRICT OR TOWN | ELECTION DISTRICT | TOTAL VOTES | ERIC T. SCHNEIDERMAN | JOHN CAHILL | JOHN CAHILL | ERIC T. SCHNEIDERMAN | ERIC T. SCHNEIDERMAN | RAMON JIMENEZ | CARL E. PERSON | SCATTER | BLANK AND VOID |
|------------------------------------|----------------------|----------------|----------------------------|----------------|----------------|----------------------------|----------------------------|------------------|----------------------|---------|----------------------|
| | | | DEM | REP | CON/SCC | WOR | IND/WEP | GRE | LBT | | |
| Greece | | | | | | | | | | | |
| | 69 | 185 | 66 | 82 | 17 | 3 | 7 | 0 | 2 | 0 | 8 |
| | 70 | 614 | 181 | 291 | 76 | 10 | 15 | 1 | 4 | 0 | 36 |
| | 71 | 291 | 94 | 128 | 39 | 7 | 6 | 3 | 1 | 0 | 13 |
| | 72 | 327 | 113 | 132 | 47 | 4 | 8 | 5 | 1 | 0 | 17 |
| | 73 | 138 | 44 | 59 | 21 | 3 | 4 | 1 | 2 | 0 | 4 |
| | 74 | 198 | 85 | 64 | 28 | 4 | 6 | 4 | 1 | 0 | 6 |
| | 75 | 199 | 62 | 95 | 25 | 2 | 4 | 1 | 1 | 0 | 9 |
| | 76 | 216 | 55 | 109 | 29 | 4 | 4 | 2 | 3 | 0 | 10 |
| | 77 | 323 | 112 | 133 | 40 | 9 | 3 | 3 | 1 | 0 | 22 |
| | 78 | 179 | 47 | 86 | 21 | 8 | 6 | 1 | 0 | 0 | 10 |
| | 79 | 416 | 123 | 197 | 62 | 12 | 5 | 2 | 2 | 0 | 13 |
| | 80 | 341 | 105 | 159 | 44 | 8 | 8 | 2 | 2 | 0 | 13 |
| | 81 | 184 | 64 | 88 | 17 | 3 | 4 | 3 | 1 | 0 | 4 |
| | 82 | 207 | 74 | 76 | 22 | 11 | 5 | 6 | 5 | 0 | 8 |
| | 83 | 126 | 47 | 52 | 14 | 4 | 3 | 1 | 2 | 0 | 3 |
| | 84 | 303 | 108 | 120 | 31 | 5 | 9 | 5 | 1 | 0 | 24 |
| | 85 | 309 | 98 | 117 | 48 | 13 | 13 | 4 | 2 | 0 | 14 |
| | 86 | 372 | 130 | 166 | 42 | 8 | 8 | 1 | 2 | 0 | 15 |
| | 87 | 224 | 81 | 91 | 30 | 4 | 4 | 3 | 2 | 0 | 9 |
| | 88 | 248 | 95 | 92 | 39 | 6 | 2 | 1 | 2 | 0 | 11 |
| | 89 | 198 | 61 | 92 | 21 | 9 | 4 | 0 | 3 | 0 | 8 |
| | 90 | 280 | 70 | 134 | 44 | 5 | 4 | 3 | 5 | 0 | 15 |
| | 91 | 454 | 122 | 231 | 48 | 4 | 17 | 8 | 1 | 0 | 23 |
| | 92 | 364 | 140 | 149 | 34 | 5 | 9 | 3 | 3 | 0 | 21 |
| | 93 | 319 | 132 | 114 | 33 | 10 | 9 | 4 | 1 | 0 | 16 |

ATTORNEY GENERAL
DETAIL

| LEGISLATIVE DISTRICT OR TOWN | ELECTION DISTRICT | TOTAL VOTES | ERIC T. SCHNEIDERMAN | JOHN CAHILL | JOHN CAHILL | ERIC T. SCHNEIDERMAN | ERIC T. SCHNEIDERMAN | RAMON JIMENEZ | CARL E. PERSON | SCATTER | BLANK AND VOID |
|------------------------------------|----------------------|----------------|----------------------------|----------------|----------------|----------------------------|----------------------------|------------------|----------------------|----------|----------------------|
| | | | DEM | REP | CON/SCC | WOR | IND/WEP | GRE | LBT | | |
| Greece | | | | | | | | | | | |
| | 94 | 269 | 84 | 114 | 36 | 11 | 9 | 2 | 0 | 0 | 13 |
| | 95 | 173 | 72 | 67 | 11 | 6 | 8 | 2 | 1 | 0 | 6 |
| | 96 | 303 | 123 | 117 | 29 | 4 | 8 | 3 | 0 | 0 | 19 |
| | 97 | 476 | 148 | 234 | 57 | 6 | 11 | 3 | 1 | 0 | 16 |
| | 98 | 388 | 111 | 169 | 43 | 21 | 10 | 6 | 4 | 0 | 24 |
| | 99 | 281 | 66 | 145 | 40 | 4 | 5 | 3 | 0 | 0 | 18 |
| | 100 | 371 | 126 | 170 | 36 | 6 | 6 | 4 | 1 | 1 | 21 |
| | 101 | 194 | 56 | 87 | 35 | 4 | 5 | 1 | 0 | 0 | 6 |
| | 102 | 365 | 109 | 162 | 47 | 12 | 12 | 3 | 5 | 0 | 15 |
| | 103 | 333 | 106 | 147 | 54 | 5 | 3 | 1 | 5 | 0 | 12 |
| | 104 | 315 | 114 | 137 | 32 | 3 | 12 | 0 | 1 | 0 | 16 |
| | 105 | 185 | 61 | 89 | 19 | 3 | 3 | 2 | 0 | 0 | 8 |
| | 106 | 220 | 49 | 113 | 32 | 4 | 5 | 3 | 0 | 0 | 14 |
| | 107 | 175 | 43 | 82 | 27 | 8 | 7 | 1 | 1 | 0 | 6 |
| | 108 | 208 | 62 | 101 | 24 | 2 | 5 | 3 | 1 | 0 | 10 |
| | 109 | 332 | 106 | 142 | 51 | 6 | 11 | 3 | 0 | 0 | 13 |
| | | <u>27,141</u> | <u>9,018</u> | <u>11,513</u> | <u>3,397</u> | <u>665</u> | <u>699</u> | <u>334</u> | <u>188</u> | <u>4</u> | <u>1,323</u> |
| Greece Hamlin | | | | | | | | | | | |
| | 1 | 235 | 60 | 116 | 35 | 6 | 7 | 4 | 2 | 0 | 5 |
| | 2 | 315 | 60 | 170 | 54 | 4 | 11 | 4 | 5 | 0 | 7 |
| | 3 | 273 | 46 | 134 | 52 | 11 | 11 | 4 | 2 | 0 | 13 |
| | 4 | 231 | 43 | 113 | 46 | 7 | 8 | 3 | 3 | 0 | 8 |
| | 5 | 253 | 46 | 129 | 41 | 12 | 5 | 3 | 4 | 0 | 13 |
| | 6 | 205 | 62 | 89 | 33 | 9 | 3 | 0 | 2 | 0 | 7 |
| | 7 | 380 | 92 | 188 | 48 | 14 | 11 | 4 | 5 | 0 | 18 |

ATTORNEY GENERAL
DETAIL

| LEGISLATIVE DISTRICT OR TOWN | ELECTION DISTRICT | TOTAL VOTES | ERIC T. SCHNEIDERMAN | JOHN CAHILL | JOHN CAHILL | ERIC T. SCHNEIDERMAN | ERIC T. SCHNEIDERMAN | RAMON JIMENEZ | CARL E. PERSON | SCATTER | BLANK AND VOID |
|------------------------------------|----------------------|----------------|----------------------------|----------------|----------------|----------------------------|----------------------------|------------------|----------------------|---------|----------------------|
| | | | DEM | REP | CON/SCC | WOR | IND/WEP | GRE | LBT | | |
| Hamlin | 8 | 179 | 47 | 78 | 29 | 4 | 7 | 6 | 5 | 0 | 3 |
| | 9 | 180 | 43 | 92 | 23 | 6 | 5 | 2 | 3 | 0 | 6 |
| | 10 | 330 | 78 | 164 | 49 | 9 | 7 | 3 | 5 | 0 | 15 |
| Hamlin | | 2,581 | 577 | 1,273 | 410 | 82 | 75 | 33 | 36 | 0 | 95 |
| Henrietta | 1 | 337 | 119 | 148 | 32 | 9 | 8 | 4 | 4 | 0 | 13 |
| | 2 | 265 | 83 | 110 | 33 | 9 | 13 | 4 | 3 | 0 | 10 |
| | 3 | 123 | 54 | 36 | 12 | 5 | 3 | 7 | 3 | 0 | 3 |
| | 4 | 305 | 158 | 83 | 20 | 11 | 10 | 6 | 3 | 0 | 14 |
| | 5 | 280 | 94 | 108 | 38 | 14 | 7 | 4 | 3 | 0 | 12 |
| | 6 | 269 | 95 | 99 | 35 | 10 | 7 | 3 | 7 | 0 | 13 |
| | 7 | 258 | 112 | 79 | 42 | 8 | 4 | 5 | 0 | 0 | 8 |
| | 8 | 253 | 103 | 97 | 12 | 6 | 15 | 5 | 5 | 0 | 10 |
| | 9 | 200 | 86 | 73 | 14 | 8 | 3 | 4 | 3 | 0 | 9 |
| | 10 | 237 | 84 | 89 | 30 | 7 | 8 | 7 | 1 | 0 | 11 |
| | 11 | 242 | 121 | 65 | 27 | 7 | 4 | 3 | 1 | 0 | 14 |
| | 12 | 236 | 81 | 96 | 29 | 8 | 10 | 4 | 2 | 0 | 6 |
| | 13 | 361 | 135 | 149 | 41 | 14 | 3 | 2 | 4 | 0 | 13 |
| | 14 | 201 | 78 | 80 | 20 | 5 | 3 | 5 | 2 | 0 | 8 |
| | 15 | 286 | 122 | 110 | 19 | 9 | 8 | 5 | 5 | 0 | 8 |
| | 16 | 180 | 69 | 73 | 17 | 7 | 3 | 5 | 0 | 0 | 6 |
| | 17 | 329 | 139 | 111 | 45 | 6 | 7 | 8 | 5 | 0 | 8 |
| | 18 | 308 | 127 | 109 | 33 | 10 | 7 | 6 | 1 | 0 | 15 |
| | 19 | 249 | 89 | 98 | 36 | 8 | 4 | 5 | 0 | 0 | 9 |
| | 20 | 371 | 134 | 145 | 37 | 13 | 14 | 8 | 7 | 0 | 13 |

ATTORNEY GENERAL
DETAIL

| LEGISLATIVE DISTRICT OR TOWN | ELECTION DISTRICT | TOTAL VOTES | ERIC T. SCHNEIDERMAN | JOHN CAHILL | JOHN CAHILL | ERIC T. SCHNEIDERMAN | ERIC T. SCHNEIDERMAN | RAMON JIMENEZ | CARL E. PERSON | SCATTER | BLANK AND VOID |
|------------------------------------|----------------------|----------------|----------------------------|----------------|----------------|----------------------------|----------------------------|------------------|----------------------|----------|----------------------|
| | | | DEM | REP | CON/SCC | WOR | IND/WEP | GRE | LBT | | |
| Henrietta | | | | | | | | | | | |
| | 21 | 205 | 86 | 62 | 17 | 10 | 12 | 7 | 3 | 0 | 8 |
| | 22 | 400 | 177 | 143 | 36 | 9 | 15 | 6 | 2 | 0 | 12 |
| | 23 | 218 | 93 | 73 | 24 | 7 | 8 | 6 | 2 | 0 | 5 |
| | 24 | 290 | 108 | 111 | 24 | 7 | 8 | 10 | 7 | 0 | 15 |
| | 25 | 264 | 95 | 100 | 32 | 8 | 10 | 4 | 2 | 0 | 13 |
| | 26 | 549 | 194 | 214 | 67 | 18 | 15 | 6 | 7 | 0 | 28 |
| | 27 | 437 | 148 | 174 | 55 | 15 | 9 | 6 | 4 | 0 | 26 |
| | 28 | 339 | 121 | 142 | 35 | 5 | 13 | 10 | 3 | 0 | 10 |
| | 29 | 657 | 284 | 234 | 60 | 20 | 15 | 18 | 6 | 0 | 20 |
| | 30 | 540 | 253 | 180 | 48 | 10 | 22 | 7 | 3 | 0 | 17 |
| | 31 | 150 | 65 | 49 | 19 | 2 | 5 | 1 | 4 | 0 | 5 |
| | 32 | 381 | 184 | 138 | 25 | 9 | 6 | 4 | 2 | 0 | 13 |
| | 33 | 200 | 67 | 92 | 15 | 9 | 7 | 3 | 1 | 0 | 6 |
| | 34 | 148 | 69 | 47 | 13 | 5 | 4 | 1 | 0 | 0 | 9 |
| | 35 | 339 | 103 | 151 | 45 | 8 | 12 | 1 | 2 | 0 | 17 |
| | | <u>10,407</u> | <u>4,130</u> | <u>3,868</u> | <u>1,087</u> | <u>316</u> | <u>302</u> | <u>190</u> | <u>107</u> | <u>0</u> | <u>407</u> |
| Henrietta Irondequoit | | | | | | | | | | | |
| | 1 | 351 | 155 | 119 | 29 | 5 | 7 | 5 | 5 | 0 | 26 |
| | 2 | 211 | 96 | 67 | 18 | 11 | 8 | 1 | 1 | 0 | 9 |
| | 3 | 326 | 137 | 104 | 21 | 16 | 21 | 9 | 2 | 0 | 16 |
| | 4 | 245 | 79 | 101 | 23 | 6 | 13 | 7 | 1 | 0 | 15 |
| | 5 | 238 | 113 | 71 | 22 | 12 | 5 | 5 | 2 | 0 | 8 |
| | 6 | 427 | 191 | 131 | 34 | 16 | 18 | 15 | 2 | 0 | 20 |
| | 7 | 404 | 168 | 137 | 45 | 11 | 20 | 8 | 0 | 0 | 15 |
| | 8 | 273 | 101 | 107 | 30 | 10 | 8 | 5 | 2 | 0 | 10 |

ATTORNEY GENERAL
DETAIL

| LEGISLATIVE DISTRICT OR TOWN | ELECTION DISTRICT | TOTAL VOTES | ERIC T. SCHNEIDERMAN | JOHN CAHILL | JOHN CAHILL | ERIC T. SCHNEIDERMAN | ERIC T. SCHNEIDERMAN | RAMON JIMENEZ | CARL E. PERSON | SCATTER | BLANK AND VOID |
|------------------------------------|----------------------|----------------|----------------------------|----------------|----------------|----------------------------|----------------------------|------------------|----------------------|---------|----------------------|
| | | | DEM | REP | CON/SCC | WOR | IND/WEP | GRE | LBT | | |
| Irondequoit | 9 | 274 | 108 | 100 | 28 | 12 | 4 | 4 | 3 | 0 | 15 |
| | 10 | 323 | 147 | 116 | 33 | 7 | 8 | 2 | 2 | 0 | 8 |
| | 11 | 170 | 71 | 62 | 12 | 2 | 8 | 7 | 1 | 0 | 7 |
| | 12 | 196 | 92 | 56 | 17 | 9 | 6 | 6 | 1 | 0 | 9 |
| | 13 | 351 | 170 | 105 | 29 | 12 | 8 | 12 | 3 | 0 | 12 |
| | 14 | 350 | 123 | 134 | 37 | 15 | 11 | 7 | 7 | 1 | 15 |
| | 15 | 375 | 150 | 154 | 22 | 10 | 9 | 12 | 1 | 0 | 17 |
| | 16 | 507 | 200 | 181 | 52 | 19 | 10 | 10 | 8 | 0 | 27 |
| | 17 | 185 | 83 | 62 | 19 | 4 | 6 | 4 | 1 | 0 | 6 |
| | 18 | 264 | 120 | 96 | 23 | 7 | 5 | 2 | 1 | 0 | 10 |
| | 19 | 273 | 147 | 62 | 21 | 8 | 8 | 14 | 1 | 1 | 11 |
| | 20 | 270 | 106 | 104 | 18 | 12 | 9 | 3 | 6 | 0 | 12 |
| | 21 | 269 | 104 | 90 | 33 | 12 | 11 | 3 | 3 | 0 | 13 |
| | 22 | 303 | 126 | 98 | 37 | 9 | 7 | 5 | 4 | 0 | 17 |
| | 23 | 255 | 111 | 83 | 22 | 10 | 11 | 7 | 2 | 0 | 9 |
| | 24 | 237 | 105 | 74 | 20 | 13 | 6 | 5 | 2 | 0 | 12 |
| | 25 | 255 | 105 | 95 | 24 | 11 | 4 | 6 | 1 | 0 | 9 |
| | 26 | 188 | 99 | 54 | 10 | 3 | 2 | 6 | 4 | 0 | 10 |
| | 27 | 183 | 61 | 70 | 17 | 8 | 11 | 6 | 2 | 0 | 8 |
| | 28 | 234 | 76 | 100 | 27 | 5 | 5 | 2 | 2 | 0 | 17 |
| | 29 | 231 | 105 | 73 | 16 | 7 | 11 | 5 | 1 | 0 | 13 |
| | 30 | 255 | 92 | 108 | 20 | 10 | 11 | 4 | 1 | 0 | 9 |
| | 31 | 377 | 154 | 117 | 34 | 21 | 15 | 9 | 6 | 0 | 21 |
| | 32 | 255 | 103 | 96 | 21 | 7 | 8 | 9 | 3 | 0 | 8 |
| | 33 | 207 | 72 | 86 | 19 | 10 | 9 | 4 | 1 | 0 | 6 |

ATTORNEY GENERAL
DETAIL

| LEGISLATIVE DISTRICT OR TOWN | ELECTION DISTRICT | TOTAL VOTES | ERIC T. SCHNEIDERMAN | JOHN CAHILL | JOHN CAHILL | ERIC T. SCHNEIDERMAN | ERIC T. SCHNEIDERMAN | RAMON JIMENEZ | CARL E. PERSON | SCATTER | BLANK AND VOID |
|------------------------------------|----------------------|----------------|----------------------------|----------------|----------------|----------------------------|----------------------------|------------------|----------------------|---------|----------------------|
| | | | DEM | REP | CON/SCC | WOR | IND/WEP | GRE | LBT | | |
| Irondequoit | | | | | | | | | | | |
| | 34 | 407 | 154 | 173 | 33 | 12 | 11 | 4 | 1 | 0 | 19 |
| | 35 | 192 | 82 | 65 | 11 | 9 | 9 | 3 | 4 | 0 | 9 |
| | 36 | 141 | 75 | 36 | 11 | 5 | 3 | 5 | 0 | 0 | 6 |
| | 37 | 216 | 72 | 89 | 13 | 8 | 8 | 4 | 0 | 1 | 21 |
| | 38 | 148 | 78 | 42 | 14 | 5 | 5 | 0 | 0 | 0 | 4 |
| | 39 | 85 | 37 | 33 | 5 | 1 | 3 | 1 | 0 | 0 | 5 |
| | 40 | 168 | 58 | 65 | 13 | 3 | 10 | 5 | 3 | 0 | 11 |
| | 41 | 257 | 112 | 79 | 26 | 10 | 5 | 2 | 2 | 0 | 21 |
| | 42 | 306 | 101 | 127 | 26 | 13 | 15 | 6 | 1 | 0 | 17 |
| | 43 | 210 | 93 | 60 | 25 | 6 | 8 | 0 | 3 | 0 | 15 |
| | 44 | 509 | 225 | 187 | 27 | 16 | 16 | 7 | 5 | 0 | 26 |
| | 45 | 212 | 94 | 78 | 11 | 7 | 8 | 1 | 2 | 0 | 11 |
| | 46 | 251 | 84 | 109 | 14 | 11 | 10 | 2 | 1 | 0 | 20 |
| | 47 | 101 | 40 | 42 | 7 | 4 | 1 | 0 | 1 | 0 | 6 |
| | 48 | 280 | 114 | 110 | 27 | 10 | 6 | 5 | 3 | 0 | 5 |
| | 49 | 238 | 90 | 93 | 23 | 6 | 10 | 6 | 2 | 2 | 6 |
| | 50 | 155 | 80 | 44 | 10 | 3 | 2 | 2 | 1 | 0 | 13 |
| | 51 | 370 | 155 | 121 | 37 | 14 | 13 | 10 | 3 | 0 | 17 |
| | 52 | 278 | 126 | 83 | 23 | 11 | 12 | 0 | 1 | 0 | 22 |
| | 53 | 216 | 91 | 80 | 16 | 5 | 4 | 4 | 1 | 0 | 15 |
| | 54 | 81 | 41 | 23 | 5 | 0 | 5 | 0 | 1 | 0 | 6 |
| | 55 | 271 | 127 | 83 | 27 | 10 | 7 | 6 | 3 | 0 | 8 |
| | 56 | 235 | 123 | 76 | 17 | 6 | 4 | 4 | 0 | 0 | 5 |
| | 57 | 354 | 139 | 138 | 31 | 9 | 11 | 8 | 1 | 0 | 17 |
| | 58 | 272 | 119 | 81 | 31 | 11 | 8 | 7 | 2 | 0 | 13 |

ATTORNEY GENERAL
DETAIL

| LEGISLATIVE DISTRICT OR TOWN | ELECTION DISTRICT | TOTAL VOTES | ERIC T. SCHNEIDERMAN | JOHN CAHILL | JOHN CAHILL | ERIC T. SCHNEIDERMAN | ERIC T. SCHNEIDERMAN | RAMON JIMENEZ | CARL E. PERSON | SCATTER | BLANK AND VOID |
|------------------------------------|----------------------|----------------|----------------------------|----------------|----------------|----------------------------|----------------------------|------------------|----------------------|----------|----------------------|
| | | | DEM | REP | CON/SCC | WOR | IND/WEP | GRE | LBT | | |
| Irondequoit | | | | | | | | | | | |
| | 59 | 240 | 95 | 85 | 29 | 6 | 7 | 5 | 5 | 0 | 8 |
| | 60 | 266 | 101 | 96 | 33 | 5 | 4 | 10 | 2 | 0 | 15 |
| | 61 | 348 | 146 | 130 | 32 | 11 | 7 | 4 | 5 | 0 | 13 |
| | 62 | 290 | 118 | 106 | 31 | 6 | 13 | 4 | 2 | 0 | 10 |
| | 63 | 199 | 77 | 71 | 19 | 10 | 5 | 7 | 2 | 0 | 8 |
| | 64 | 75 | 48 | 19 | 1 | 1 | 2 | 1 | 0 | 0 | 3 |
| | 65 | 164 | 89 | 38 | 11 | 6 | 2 | 6 | 1 | 0 | 11 |
| | 66 | 109 | 70 | 22 | 7 | 0 | 3 | 2 | 0 | 0 | 5 |
| | 67 | 207 | 89 | 74 | 18 | 9 | 4 | 0 | 0 | 0 | 13 |
| | 68 | 233 | 119 | 71 | 18 | 3 | 6 | 4 | 1 | 0 | 11 |
| | | <u>17,346</u> | <u>7,332</u> | <u>6,042</u> | <u>1,515</u> | <u>582</u> | <u>550</u> | <u>344</u> | <u>141</u> | <u>5</u> | <u>835</u> |
| Irondequoit | | | | | | | | | | | |
| Mendon | | | | | | | | | | | |
| | 1 | 518 | 154 | 224 | 72 | 12 | 23 | 9 | 9 | 0 | 15 |
| | 2 | 387 | 132 | 150 | 40 | 12 | 18 | 11 | 6 | 0 | 18 |
| | 3 | 462 | 146 | 219 | 58 | 7 | 11 | 10 | 3 | 0 | 8 |
| | 4 | 359 | 132 | 129 | 41 | 8 | 11 | 13 | 7 | 0 | 18 |
| | 5 | 457 | 128 | 202 | 63 | 12 | 18 | 6 | 9 | 0 | 19 |
| | 6 | 430 | 139 | 203 | 47 | 9 | 14 | 3 | 4 | 0 | 11 |
| | 7 | 475 | 137 | 239 | 55 | 6 | 19 | 4 | 3 | 0 | 12 |
| | 8 | 177 | 60 | 67 | 24 | 6 | 7 | 5 | 1 | 0 | 7 |
| | 9 | 355 | 105 | 175 | 40 | 9 | 6 | 6 | 3 | 0 | 11 |
| | | <u>3,620</u> | <u>1,133</u> | <u>1,608</u> | <u>440</u> | <u>81</u> | <u>127</u> | <u>67</u> | <u>45</u> | <u>0</u> | <u>119</u> |
| Mendon | | | | | | | | | | | |
| Ogden | | | | | | | | | | | |
| | 1 | 274 | 90 | 114 | 43 | 6 | 4 | 6 | 1 | 0 | 10 |
| | 2 | 321 | 85 | 140 | 52 | 9 | 14 | 5 | 2 | 0 | 14 |

ATTORNEY GENERAL
DETAIL

| LEGISLATIVE DISTRICT OR TOWN | ELECTION DISTRICT | TOTAL VOTES | ERIC T. SCHNEIDERMAN | JOHN CAHILL | JOHN CAHILL | ERIC T. SCHNEIDERMAN | ERIC T. SCHNEIDERMAN | RAMON JIMENEZ | CARL E. PERSON | SCATTER | BLANK AND VOID |
|------------------------------------|----------------------|----------------|----------------------------|----------------|----------------|----------------------------|----------------------------|------------------|----------------------|----------|----------------------|
| | | | DEM | REP | CON/SCC | WOR | IND/WEP | GRE | LBT | | |
| Ogden | | | | | | | | | | | |
| | 3 | 454 | 121 | 226 | 74 | 7 | 7 | 2 | 2 | 0 | 15 |
| | 4 | 319 | 78 | 156 | 53 | 7 | 4 | 1 | 5 | 0 | 15 |
| | 5 | 302 | 83 | 131 | 57 | 8 | 10 | 3 | 4 | 0 | 6 |
| | 6 | 354 | 123 | 150 | 48 | 3 | 13 | 3 | 3 | 0 | 11 |
| | 7 | 223 | 53 | 109 | 28 | 10 | 7 | 2 | 0 | 0 | 14 |
| | 8 | 319 | 85 | 160 | 41 | 17 | 4 | 1 | 3 | 0 | 8 |
| | 9 | 286 | 89 | 116 | 45 | 12 | 9 | 3 | 2 | 0 | 10 |
| | 10 | 298 | 86 | 139 | 42 | 12 | 3 | 2 | 0 | 0 | 14 |
| | 11 | 325 | 69 | 167 | 56 | 4 | 12 | 3 | 1 | 0 | 13 |
| | 12 | 362 | 94 | 171 | 62 | 6 | 5 | 6 | 3 | 0 | 15 |
| | 13 | 269 | 79 | 124 | 43 | 9 | 6 | 5 | 0 | 0 | 3 |
| | 14 | 271 | 65 | 136 | 39 | 9 | 8 | 4 | 2 | 0 | 8 |
| | 15 | 388 | 105 | 191 | 57 | 6 | 6 | 7 | 0 | 0 | 16 |
| | 16 | 205 | 36 | 116 | 42 | 5 | 2 | 1 | 1 | 0 | 2 |
| | 17 | 241 | 69 | 109 | 34 | 10 | 7 | 0 | 3 | 0 | 9 |
| | 18 | 375 | 94 | 175 | 59 | 12 | 5 | 7 | 2 | 0 | 21 |
| | 19 | 403 | 110 | 194 | 56 | 13 | 7 | 3 | 2 | 0 | 18 |
| | 20 | 378 | 75 | 196 | 79 | 3 | 10 | 2 | 2 | 0 | 11 |
| | | <u>6,367</u> | <u>1,689</u> | <u>3,020</u> | <u>1,010</u> | <u>168</u> | <u>143</u> | <u>66</u> | <u>38</u> | <u>0</u> | <u>233</u> |
| Ogden Parma | | | | | | | | | | | |
| | 1 | 354 | 86 | 163 | 70 | 6 | 11 | 0 | 2 | 0 | 16 |
| | 2 | 387 | 97 | 180 | 67 | 5 | 12 | 5 | 3 | 0 | 18 |
| | 3 | 284 | 70 | 142 | 45 | 3 | 8 | 3 | 3 | 0 | 10 |
| | 4 | 322 | 70 | 158 | 55 | 11 | 4 | 6 | 3 | 0 | 15 |
| | 5 | 209 | 50 | 94 | 41 | 8 | 4 | 2 | 1 | 0 | 9 |

ATTORNEY GENERAL
DETAIL

| LEGISLATIVE DISTRICT OR TOWN | ELECTION DISTRICT | TOTAL VOTES | ERIC T. SCHNEIDERMAN | JOHN CAHILL | JOHN CAHILL | ERIC T. SCHNEIDERMAN | ERIC T. SCHNEIDERMAN | RAMON JIMENEZ | CARL E. PERSON | SCATTER | BLANK AND VOID |
|------------------------------------|----------------------|----------------|----------------------------|----------------|----------------|----------------------------|----------------------------|------------------|----------------------|----------|----------------------|
| | | | DEM | REP | CON/SCC | WOR | IND/WEP | GRE | LBT | | |
| Parma | | | | | | | | | | | |
| | 6 | 144 | 31 | 66 | 34 | 2 | 2 | 1 | 2 | 0 | 6 |
| | 7 | 313 | 64 | 155 | 56 | 15 | 4 | 3 | 1 | 0 | 15 |
| | 8 | 435 | 118 | 211 | 52 | 14 | 12 | 9 | 2 | 0 | 17 |
| | 9 | 350 | 79 | 184 | 58 | 5 | 3 | 0 | 5 | 0 | 16 |
| | 10 | 339 | 66 | 179 | 68 | 6 | 11 | 2 | 1 | 0 | 6 |
| | 11 | 353 | 84 | 170 | 58 | 5 | 10 | 8 | 7 | 0 | 11 |
| | 12 | 305 | 86 | 135 | 46 | 12 | 9 | 3 | 2 | 0 | 12 |
| | 13 | 512 | 123 | 264 | 78 | 14 | 9 | 5 | 3 | 0 | 16 |
| | 14 | 225 | 61 | 103 | 36 | 5 | 8 | 0 | 3 | 0 | 9 |
| | 15 | 321 | 67 | 151 | 64 | 12 | 5 | 2 | 6 | 0 | 14 |
| | | <u>4,853</u> | <u>1,152</u> | <u>2,355</u> | <u>828</u> | <u>123</u> | <u>112</u> | <u>49</u> | <u>44</u> | <u>0</u> | <u>190</u> |
| Parma | | | | | | | | | | | |
| Penfield | | | | | | | | | | | |
| | 1 | 143 | 62 | 45 | 20 | 5 | 3 | 0 | 1 | 0 | 7 |
| | 2 | 292 | 110 | 110 | 29 | 14 | 10 | 4 | 2 | 0 | 13 |
| | 3 | 253 | 70 | 120 | 35 | 11 | 7 | 3 | 1 | 0 | 6 |
| | 4 | 413 | 100 | 201 | 74 | 9 | 10 | 6 | 4 | 0 | 9 |
| | 5 | 346 | 119 | 135 | 40 | 15 | 13 | 11 | 3 | 0 | 10 |
| | 6 | 269 | 85 | 123 | 34 | 4 | 4 | 3 | 5 | 1 | 10 |
| | 7 | 322 | 121 | 123 | 42 | 11 | 7 | 6 | 3 | 0 | 9 |
| | 8 | 259 | 111 | 93 | 19 | 6 | 9 | 4 | 2 | 0 | 15 |
| | 9 | 404 | 197 | 120 | 31 | 13 | 22 | 6 | 4 | 0 | 11 |
| | 10 | 242 | 102 | 92 | 19 | 5 | 15 | 2 | 1 | 0 | 6 |
| | 11 | 199 | 70 | 95 | 14 | 3 | 6 | 2 | 3 | 0 | 6 |
| | 12 | 340 | 131 | 130 | 37 | 9 | 8 | 8 | 1 | 0 | 16 |
| | 13 | 325 | 135 | 110 | 34 | 12 | 7 | 6 | 1 | 0 | 20 |

ATTORNEY GENERAL
DETAIL

| LEGISLATIVE DISTRICT OR TOWN | ELECTION DISTRICT | TOTAL VOTES | ERIC T. SCHNEIDERMAN | JOHN CAHILL | JOHN CAHILL | ERIC T. SCHNEIDERMAN | ERIC T. SCHNEIDERMAN | RAMON JIMENEZ | CARL E. PERSON | SCATTER | BLANK AND VOID |
|------------------------------------|----------------------|----------------|----------------------------|----------------|----------------|----------------------------|----------------------------|------------------|----------------------|---------|----------------------|
| | | | DEM | REP | CON/SCC | WOR | IND/WEP | GRE | LBT | | |
| Penfield | | | | | | | | | | | |
| | 14 | 420 | 89 | 225 | 60 | 9 | 10 | 6 | 2 | 0 | 19 |
| | 15 | 427 | 156 | 179 | 45 | 8 | 18 | 8 | 2 | 1 | 10 |
| | 16 | 176 | 69 | 73 | 9 | 6 | 4 | 1 | 6 | 0 | 8 |
| | 17 | 345 | 128 | 138 | 35 | 14 | 16 | 0 | 4 | 0 | 10 |
| | 18 | 269 | 101 | 108 | 28 | 10 | 5 | 6 | 4 | 0 | 7 |
| | 19 | 485 | 207 | 185 | 41 | 11 | 15 | 4 | 5 | 0 | 17 |
| | 20 | 393 | 140 | 154 | 48 | 12 | 16 | 5 | 2 | 0 | 16 |
| | 21 | 345 | 144 | 116 | 34 | 21 | 5 | 2 | 5 | 0 | 18 |
| | 22 | 300 | 136 | 99 | 30 | 11 | 11 | 5 | 3 | 0 | 5 |
| | 23 | 419 | 156 | 173 | 36 | 12 | 14 | 6 | 3 | 0 | 19 |
| | 24 | 430 | 139 | 191 | 45 | 13 | 16 | 10 | 3 | 0 | 13 |
| | 25 | 261 | 85 | 120 | 30 | 2 | 8 | 4 | 3 | 0 | 9 |
| | 26 | 204 | 72 | 88 | 20 | 3 | 6 | 5 | 2 | 0 | 8 |
| | 27 | 353 | 147 | 139 | 29 | 11 | 13 | 6 | 2 | 0 | 6 |
| | 28 | 244 | 92 | 89 | 29 | 8 | 8 | 5 | 3 | 0 | 10 |
| | 29 | 409 | 144 | 150 | 51 | 17 | 20 | 9 | 6 | 0 | 12 |
| | 30 | 538 | 188 | 246 | 63 | 9 | 9 | 3 | 2 | 0 | 18 |
| | 31 | 187 | 96 | 65 | 10 | 3 | 4 | 3 | 1 | 0 | 5 |
| | 32 | 204 | 95 | 76 | 13 | 8 | 6 | 1 | 3 | 0 | 2 |
| | 33 | 313 | 116 | 120 | 37 | 13 | 15 | 5 | 0 | 0 | 7 |
| | 34 | 274 | 96 | 120 | 26 | 4 | 8 | 2 | 0 | 0 | 18 |
| | 35 | 486 | 202 | 205 | 43 | 5 | 16 | 2 | 3 | 0 | 10 |
| | 36 | 303 | 107 | 132 | 26 | 16 | 3 | 3 | 0 | 0 | 16 |
| | 37 | 583 | 189 | 298 | 55 | 7 | 10 | 3 | 2 | 0 | 19 |
| | 38 | 231 | 73 | 119 | 18 | 3 | 6 | 5 | 0 | 0 | 7 |

ATTORNEY GENERAL
DETAIL

| LEGISLATIVE DISTRICT OR TOWN | ELECTION DISTRICT | TOTAL VOTES | ERIC T. SCHNEIDERMAN | JOHN CAHILL | JOHN CAHILL | ERIC T. SCHNEIDERMAN | ERIC T. SCHNEIDERMAN | RAMON JIMENEZ | CARL E. PERSON | SCATTER | BLANK AND VOID |
|------------------------------------|----------------------|----------------|----------------------------|----------------|----------------|----------------------------|----------------------------|------------------|----------------------|----------|----------------------|
| | | | DEM | REP | CON/SCC | WOR | IND/WEP | GRE | LBT | | |
| Penfield | | | | | | | | | | | |
| | 39 | 234 | 74 | 104 | 30 | 7 | 11 | 2 | 3 | 0 | 3 |
| | 40 | 372 | 138 | 172 | 23 | 7 | 11 | 2 | 2 | 0 | 17 |
| | 41 | 391 | 110 | 193 | 51 | 4 | 6 | 3 | 9 | 0 | 15 |
| | 42 | 280 | 79 | 138 | 25 | 7 | 9 | 4 | 2 | 0 | 16 |
| | | <u>13,683</u> | <u>4,981</u> | <u>5,712</u> | <u>1,418</u> | <u>378</u> | <u>420</u> | <u>181</u> | <u>113</u> | <u>2</u> | <u>478</u> |
| Penfield | | | | | | | | | | | |
| Perinton | | | | | | | | | | | |
| | 1 | 493 | 171 | 219 | 57 | 6 | 17 | 5 | 5 | 0 | 13 |
| | 2 | 381 | 140 | 156 | 42 | 9 | 11 | 6 | 4 | 0 | 13 |
| | 3 | 303 | 114 | 128 | 26 | 4 | 9 | 9 | 2 | 0 | 11 |
| | 4 | 269 | 104 | 104 | 21 | 10 | 8 | 6 | 5 | 0 | 11 |
| | 5 | 173 | 54 | 72 | 18 | 11 | 6 | 3 | 1 | 0 | 8 |
| | 6 | 296 | 138 | 91 | 22 | 12 | 12 | 4 | 4 | 0 | 13 |
| | 7 | 390 | 166 | 142 | 39 | 8 | 13 | 2 | 5 | 0 | 15 |
| | 8 | 331 | 134 | 136 | 36 | 7 | 7 | 3 | 2 | 0 | 6 |
| | 9 | 449 | 161 | 194 | 48 | 2 | 19 | 4 | 3 | 0 | 18 |
| | 10 | 354 | 133 | 144 | 37 | 8 | 8 | 5 | 4 | 0 | 15 |
| | 11 | 240 | 92 | 83 | 23 | 8 | 10 | 8 | 2 | 0 | 14 |
| | 12 | 322 | 124 | 139 | 27 | 9 | 4 | 4 | 0 | 0 | 15 |
| | 13 | 301 | 100 | 160 | 23 | 2 | 9 | 2 | 0 | 0 | 5 |
| | 14 | 325 | 112 | 139 | 30 | 5 | 13 | 3 | 3 | 0 | 20 |
| | 15 | 311 | 117 | 133 | 25 | 7 | 11 | 5 | 0 | 0 | 13 |
| | 16 | 279 | 112 | 116 | 28 | 3 | 6 | 3 | 3 | 0 | 8 |
| | 17 | 319 | 122 | 131 | 24 | 16 | 12 | 4 | 4 | 0 | 6 |
| | 18 | 344 | 130 | 138 | 34 | 6 | 14 | 2 | 1 | 0 | 19 |
| | 19 | 308 | 87 | 144 | 39 | 7 | 14 | 4 | 0 | 0 | 13 |

ATTORNEY GENERAL
DETAIL

| LEGISLATIVE DISTRICT OR TOWN | ELECTION DISTRICT | TOTAL VOTES | ERIC T. SCHNEIDERMAN | JOHN CAHILL | JOHN CAHILL | ERIC T. SCHNEIDERMAN | ERIC T. SCHNEIDERMAN | RAMON JIMENEZ | CARL E. PERSON | SCATTER | BLANK AND VOID |
|------------------------------------|----------------------|----------------|----------------------------|----------------|----------------|----------------------------|----------------------------|------------------|----------------------|---------|----------------------|
| | | | DEM | REP | CON/SCC | WOR | IND/WEP | GRE | LBT | | |
| Perinton | | | | | | | | | | | |
| | 20 | 327 | 145 | 116 | 38 | 7 | 4 | 3 | 0 | 0 | 14 |
| | 21 | 410 | 151 | 158 | 41 | 22 | 10 | 10 | 0 | 0 | 18 |
| | 22 | 243 | 92 | 104 | 22 | 6 | 8 | 3 | 0 | 0 | 8 |
| | 23 | 459 | 173 | 189 | 45 | 21 | 8 | 6 | 6 | 0 | 11 |
| | 24 | 491 | 180 | 236 | 35 | 9 | 8 | 4 | 2 | 0 | 17 |
| | 25 | 238 | 102 | 75 | 18 | 11 | 8 | 11 | 0 | 0 | 13 |
| | 26 | 353 | 131 | 141 | 37 | 8 | 14 | 4 | 4 | 0 | 14 |
| | 27 | 279 | 95 | 117 | 27 | 5 | 14 | 4 | 1 | 0 | 16 |
| | 28 | 291 | 94 | 127 | 32 | 10 | 9 | 2 | 6 | 0 | 11 |
| | 29 | 209 | 95 | 79 | 11 | 9 | 2 | 3 | 4 | 0 | 6 |
| | 30 | 315 | 108 | 140 | 33 | 5 | 6 | 9 | 2 | 0 | 12 |
| | 31 | 396 | 141 | 178 | 33 | 7 | 8 | 10 | 4 | 0 | 15 |
| | 32 | 281 | 112 | 118 | 24 | 3 | 7 | 4 | 3 | 0 | 10 |
| | 33 | 357 | 140 | 154 | 29 | 11 | 10 | 4 | 0 | 0 | 9 |
| | 34 | 370 | 121 | 183 | 33 | 3 | 6 | 5 | 1 | 0 | 18 |
| | 35 | 265 | 104 | 106 | 32 | 4 | 5 | 3 | 3 | 0 | 8 |
| | 36 | 177 | 56 | 71 | 17 | 8 | 8 | 5 | 4 | 0 | 8 |
| | 37 | 339 | 135 | 135 | 37 | 6 | 10 | 1 | 5 | 0 | 10 |
| | 38 | 407 | 145 | 168 | 39 | 8 | 15 | 6 | 2 | 0 | 24 |
| | 39 | 380 | 140 | 165 | 43 | 3 | 6 | 5 | 1 | 0 | 17 |
| | 40 | 236 | 73 | 108 | 25 | 9 | 7 | 5 | 3 | 0 | 6 |
| | 41 | 231 | 95 | 83 | 28 | 1 | 10 | 1 | 3 | 0 | 10 |
| | 42 | 301 | 121 | 123 | 23 | 6 | 8 | 4 | 7 | 1 | 8 |
| | 43 | 578 | 198 | 267 | 59 | 8 | 17 | 4 | 4 | 0 | 21 |
| | 44 | 313 | 111 | 122 | 35 | 7 | 14 | 8 | 3 | 0 | 13 |

ATTORNEY GENERAL
DETAIL

| LEGISLATIVE DISTRICT OR TOWN | ELECTION DISTRICT | TOTAL VOTES | ERIC T. SCHNEIDERMAN | JOHN CAHILL | JOHN CAHILL | ERIC T. SCHNEIDERMAN | ERIC T. SCHNEIDERMAN | RAMON JIMENEZ | CARL E. PERSON | SCATTER | BLANK AND VOID |
|------------------------------------|----------------------|----------------|----------------------------|----------------|----------------|----------------------------|----------------------------|------------------|----------------------|----------|----------------------|
| | | | DEM | REP | CON/SCC | WOR | IND/WEP | GRE | LBT | | |
| Perinton | | | | | | | | | | | |
| | 45 | 507 | 173 | 252 | 42 | 7 | 19 | 3 | 0 | 0 | 11 |
| | 46 | 185 | 66 | 78 | 19 | 5 | 6 | 4 | 2 | 0 | 5 |
| | 47 | 350 | 114 | 168 | 41 | 3 | 7 | 3 | 5 | 0 | 9 |
| | 48 | 278 | 107 | 113 | 25 | 0 | 15 | 5 | 6 | 0 | 7 |
| | 49 | 305 | 113 | 126 | 45 | 4 | 6 | 1 | 2 | 0 | 8 |
| | 50 | 110 | 60 | 23 | 4 | 7 | 4 | 3 | 3 | 1 | 5 |
| | 51 | 399 | 99 | 238 | 34 | 7 | 7 | 1 | 2 | 0 | 11 |
| | 52 | 320 | 117 | 148 | 29 | 6 | 7 | 4 | 3 | 0 | 6 |
| | 53 | 274 | 110 | 117 | 21 | 8 | 5 | 6 | 3 | 0 | 4 |
| | 54 | 552 | 172 | 283 | 48 | 8 | 10 | 6 | 6 | 0 | 19 |
| | 55 | 340 | 127 | 165 | 22 | 7 | 6 | 3 | 2 | 0 | 8 |
| | 56 | 421 | 126 | 216 | 49 | 3 | 10 | 5 | 2 | 0 | 10 |
| | | <u>18,475</u> | <u>6,753</u> | <u>7,959</u> | <u>1,774</u> | <u>402</u> | <u>527</u> | <u>250</u> | <u>152</u> | <u>2</u> | <u>656</u> |
| Perinton | | | | | | | | | | | |
| Pittsford | | | | | | | | | | | |
| | 1 | 260 | 118 | 89 | 19 | 14 | 8 | 3 | 4 | 0 | 5 |
| | 2 | 305 | 151 | 83 | 35 | 11 | 9 | 8 | 1 | 0 | 7 |
| | 3 | 480 | 199 | 222 | 20 | 11 | 9 | 5 | 1 | 0 | 13 |
| | 4 | 417 | 168 | 169 | 33 | 13 | 12 | 8 | 3 | 0 | 11 |
| | 5 | 249 | 119 | 76 | 16 | 17 | 8 | 3 | 2 | 0 | 8 |
| | 6 | 217 | 131 | 53 | 8 | 7 | 7 | 3 | 3 | 0 | 5 |
| | 7 | 143 | 76 | 41 | 12 | 6 | 4 | 2 | 0 | 0 | 2 |
| | 8 | 328 | 116 | 167 | 20 | 7 | 3 | 3 | 2 | 0 | 10 |
| | 9 | 386 | 151 | 167 | 28 | 6 | 7 | 9 | 4 | 0 | 14 |
| | 10 | 378 | 139 | 181 | 35 | 6 | 8 | 2 | 2 | 0 | 5 |
| | 11 | 288 | 108 | 124 | 22 | 9 | 10 | 3 | 3 | 0 | 9 |

ATTORNEY GENERAL
DETAIL

| LEGISLATIVE DISTRICT OR TOWN | ELECTION DISTRICT | TOTAL VOTES | ERIC T. SCHNEIDERMAN | JOHN CAHILL | JOHN CAHILL | ERIC T. SCHNEIDERMAN | ERIC T. SCHNEIDERMAN | RAMON JIMENEZ | CARL E. PERSON | SCATTER | BLANK AND VOID |
|------------------------------------|----------------------|----------------|----------------------------|----------------|----------------|----------------------------|----------------------------|------------------|----------------------|---------|----------------------|
| | | | DEM | REP | CON/SCC | WOR | IND/WEP | GRE | LBT | | |
| Pittsford | | | | | | | | | | | |
| | 12 | 331 | 130 | 153 | 22 | 3 | 4 | 7 | 0 | 0 | 12 |
| | 13 | 232 | 110 | 77 | 20 | 10 | 6 | 1 | 4 | 0 | 4 |
| | 14 | 422 | 178 | 168 | 37 | 12 | 10 | 6 | 4 | 0 | 7 |
| | 15 | 210 | 100 | 70 | 11 | 6 | 12 | 4 | 2 | 0 | 5 |
| | 16 | 254 | 100 | 99 | 21 | 4 | 8 | 4 | 2 | 0 | 16 |
| | 17 | 417 | 191 | 133 | 42 | 14 | 20 | 5 | 4 | 0 | 8 |
| | 18 | 264 | 120 | 102 | 18 | 8 | 4 | 2 | 1 | 0 | 9 |
| | 19 | 210 | 79 | 81 | 34 | 5 | 4 | 2 | 1 | 0 | 4 |
| | 20 | 344 | 159 | 130 | 19 | 9 | 12 | 3 | 5 | 0 | 7 |
| | 21 | 335 | 149 | 127 | 33 | 6 | 6 | 3 | 5 | 0 | 6 |
| | 22 | 423 | 202 | 154 | 30 | 5 | 15 | 6 | 2 | 0 | 9 |
| | 23 | 282 | 102 | 118 | 37 | 7 | 7 | 6 | 1 | 0 | 4 |
| | 24 | 408 | 159 | 185 | 30 | 9 | 6 | 1 | 2 | 0 | 16 |
| | 25 | 416 | 183 | 175 | 34 | 4 | 6 | 1 | 3 | 0 | 10 |
| | 26 | 330 | 123 | 127 | 41 | 9 | 12 | 6 | 7 | 0 | 5 |
| | 27 | 305 | 128 | 108 | 45 | 4 | 13 | 5 | 1 | 0 | 1 |
| | 28 | 289 | 135 | 118 | 10 | 4 | 7 | 5 | 2 | 0 | 8 |
| | 29 | 333 | 117 | 144 | 27 | 9 | 13 | 3 | 5 | 0 | 15 |
| | 30 | 290 | 112 | 133 | 16 | 7 | 5 | 4 | 0 | 0 | 13 |
| | 31 | 376 | 147 | 161 | 34 | 9 | 6 | 5 | 3 | 0 | 11 |
| | 32 | 354 | 149 | 158 | 19 | 4 | 9 | 3 | 0 | 0 | 12 |
| | 33 | 412 | 134 | 206 | 39 | 11 | 6 | 3 | 0 | 0 | 13 |
| | 34 | 429 | 165 | 208 | 28 | 6 | 10 | 5 | 0 | 0 | 7 |
| Pittsford | | 11,117 | 4,648 | 4,507 | 895 | 272 | 286 | 139 | 79 | 0 | 291 |

ATTORNEY GENERAL
DETAIL

| LEGISLATIVE DISTRICT OR TOWN | ELECTION DISTRICT | TOTAL VOTES | ERIC T. SCHNEIDERMAN | JOHN CAHILL | JOHN CAHILL | ERIC T. SCHNEIDERMAN | ERIC T. SCHNEIDERMAN | RAMON JIMENEZ | CARL E. PERSON | SCATTER | BLANK AND VOID |
|------------------------------------|----------------------|----------------|----------------------------|----------------|----------------|----------------------------|----------------------------|------------------|----------------------|----------|----------------------|
| | | | DEM | REP | CON/SCC | WOR | IND/WEP | GRE | LBT | | |
| Riga | 1 | 490 | 133 | 234 | 61 | 12 | 11 | 10 | 6 | 0 | 23 |
| | 2 | 407 | 83 | 212 | 71 | 6 | 9 | 7 | 4 | 0 | 15 |
| | 3 | 248 | 79 | 108 | 30 | 2 | 12 | 5 | 1 | 0 | 11 |
| | 4 | 328 | 73 | 166 | 43 | 11 | 10 | 4 | 5 | 0 | 16 |
| | 5 | 326 | 79 | 169 | 45 | 12 | 6 | 2 | 0 | 0 | 13 |
| | 6 | 294 | 70 | 134 | 63 | 7 | 9 | 1 | 4 | 0 | 6 |
| | | <u>2,093</u> | <u>517</u> | <u>1,023</u> | <u>313</u> | <u>50</u> | <u>57</u> | <u>29</u> | <u>20</u> | <u>0</u> | <u>84</u> |
| Riga | 1 | 441 | 136 | 213 | 46 | 12 | 8 | 5 | 4 | 0 | 17 |
| Rush | 2 | 295 | 79 | 138 | 37 | 11 | 12 | 4 | 1 | 0 | 13 |
| | 3 | 418 | 146 | 165 | 53 | 18 | 13 | 6 | 7 | 0 | 10 |
| | 4 | 411 | 117 | 193 | 57 | 14 | 13 | 6 | 1 | 0 | 10 |
| | | <u>1,565</u> | <u>478</u> | <u>709</u> | <u>193</u> | <u>55</u> | <u>46</u> | <u>21</u> | <u>13</u> | <u>0</u> | <u>50</u> |
| Rush | 1 | 302 | 109 | 121 | 33 | 13 | 5 | 6 | 4 | 0 | 11 |
| Sweden | 2 | 120 | 42 | 41 | 13 | 5 | 8 | 4 | 2 | 0 | 5 |
| | 3 | 312 | 106 | 119 | 36 | 13 | 15 | 10 | 4 | 1 | 8 |
| | 4 | 369 | 126 | 158 | 40 | 13 | 16 | 5 | 2 | 0 | 9 |
| | 5 | 74 | 31 | 24 | 5 | 1 | 2 | 6 | 1 | 0 | 4 |
| | 6 | 272 | 89 | 110 | 32 | 8 | 6 | 8 | 3 | 0 | 16 |
| | 7 | 337 | 132 | 129 | 47 | 8 | 12 | 2 | 5 | 0 | 2 |
| | 8 | 282 | 60 | 150 | 38 | 14 | 5 | 4 | 4 | 0 | 7 |
| | 9 | 224 | 64 | 98 | 32 | 5 | 4 | 3 | 8 | 0 | 10 |
| | 10 | 437 | 100 | 204 | 81 | 8 | 10 | 7 | 6 | 1 | 20 |
| | 11 | 96 | 35 | 32 | 10 | 4 | 2 | 4 | 1 | 0 | 8 |

ATTORNEY GENERAL
DETAIL

| LEGISLATIVE DISTRICT OR TOWN | ELECTION DISTRICT | TOTAL VOTES | ERIC T. SCHNEIDERMAN | JOHN CAHILL | JOHN CAHILL | ERIC T. SCHNEIDERMAN | ERIC T. SCHNEIDERMAN | RAMON JIMENEZ | CARL E. PERSON | SCATTER | BLANK AND VOID |
|------------------------------------|----------------------|----------------|----------------------------|----------------|----------------|----------------------------|----------------------------|------------------|----------------------|---------|----------------------|
| | | | DEM | REP | CON/SCC | WOR | IND/WEP | GRE | LBT | | |
| Sweden | 12 | 257 | 62 | 116 | 49 | 9 | 7 | 5 | 0 | 0 | 9 |
| Sweden | | 3,082 | 956 | 1,302 | 416 | 101 | 92 | 64 | 40 | 2 | 109 |
| Webster | 1 | 323 | 106 | 140 | 36 | 11 | 11 | 7 | 3 | 0 | 9 |
| | 2 | 328 | 114 | 125 | 42 | 12 | 10 | 7 | 3 | 0 | 15 |
| | 3 | 389 | 152 | 157 | 37 | 9 | 12 | 6 | 1 | 0 | 15 |
| | 4 | 142 | 46 | 65 | 13 | 7 | 4 | 2 | 1 | 0 | 4 |
| | 5 | 335 | 120 | 129 | 46 | 10 | 9 | 6 | 2 | 0 | 13 |
| | 6 | 262 | 102 | 115 | 29 | 3 | 3 | 2 | 2 | 0 | 6 |
| | 7 | 353 | 114 | 154 | 38 | 10 | 9 | 8 | 7 | 0 | 13 |
| | 8 | 297 | 99 | 127 | 34 | 16 | 7 | 4 | 1 | 0 | 9 |
| | 9 | 331 | 87 | 157 | 46 | 6 | 15 | 6 | 4 | 1 | 9 |
| | 10 | 592 | 146 | 303 | 84 | 15 | 16 | 9 | 4 | 0 | 15 |
| | 11 | 319 | 80 | 161 | 46 | 8 | 8 | 5 | 4 | 0 | 7 |
| | 12 | 399 | 128 | 176 | 53 | 9 | 18 | 2 | 2 | 0 | 11 |
| | 13 | 288 | 94 | 139 | 35 | 7 | 6 | 4 | 1 | 0 | 2 |
| | 14 | 311 | 116 | 121 | 37 | 9 | 8 | 4 | 3 | 0 | 13 |
| | 15 | 260 | 92 | 116 | 22 | 5 | 12 | 2 | 3 | 0 | 8 |
| | 16 | 373 | 126 | 165 | 45 | 8 | 10 | 10 | 1 | 0 | 8 |
| | 17 | 307 | 87 | 151 | 46 | 3 | 10 | 2 | 1 | 0 | 7 |
| | 18 | 211 | 67 | 91 | 20 | 4 | 6 | 9 | 2 | 0 | 12 |
| | 19 | 489 | 132 | 255 | 46 | 8 | 21 | 4 | 2 | 0 | 21 |
| | 20 | 439 | 116 | 213 | 59 | 12 | 18 | 4 | 2 | 0 | 15 |
| | 21 | 355 | 103 | 174 | 44 | 13 | 10 | 1 | 0 | 0 | 10 |
| | 22 | 325 | 96 | 145 | 44 | 9 | 8 | 7 | 5 | 0 | 11 |

ATTORNEY GENERAL
DETAIL

| LEGISLATIVE DISTRICT OR TOWN | ELECTION DISTRICT | TOTAL VOTES | ERIC T. SCHNEIDERMAN | JOHN CAHILL | JOHN CAHILL | ERIC T. SCHNEIDERMAN | ERIC T. SCHNEIDERMAN | RAMON JIMENEZ | CARL E. PERSON | SCATTER | BLANK AND VOID |
|------------------------------------|----------------------|----------------|----------------------------|----------------|----------------|----------------------------|----------------------------|------------------|----------------------|---------|----------------------|
| | | | DEM | REP | CON/SCC | WOR | IND/WEP | GRE | LBT | | |
| Webster | | | | | | | | | | | |
| | 23 | 300 | 107 | 118 | 39 | 7 | 15 | 5 | 1 | 0 | 8 |
| | 24 | 696 | 226 | 295 | 99 | 12 | 26 | 8 | 6 | 0 | 24 |
| | 25 | 271 | 119 | 95 | 36 | 5 | 5 | 4 | 2 | 0 | 5 |
| | 26 | 296 | 94 | 122 | 42 | 9 | 5 | 0 | 4 | 0 | 20 |
| | 27 | 352 | 121 | 147 | 43 | 8 | 11 | 7 | 1 | 0 | 14 |
| | 28 | 275 | 73 | 130 | 38 | 9 | 6 | 7 | 5 | 0 | 7 |
| | 29 | 230 | 91 | 98 | 19 | 3 | 6 | 5 | 0 | 0 | 8 |
| | 30 | 197 | 74 | 73 | 22 | 7 | 6 | 8 | 2 | 0 | 5 |
| | 31 | 373 | 130 | 152 | 45 | 14 | 10 | 3 | 0 | 0 | 19 |
| | 32 | 436 | 111 | 224 | 69 | 7 | 10 | 5 | 1 | 1 | 8 |
| | 33 | 349 | 120 | 162 | 35 | 9 | 7 | 3 | 4 | 0 | 9 |
| | 34 | 176 | 59 | 82 | 21 | 1 | 4 | 4 | 0 | 0 | 5 |
| | 35 | 229 | 61 | 102 | 46 | 7 | 3 | 3 | 1 | 0 | 6 |
| | 36 | 278 | 78 | 141 | 28 | 5 | 11 | 0 | 0 | 0 | 15 |
| | 37 | 520 | 164 | 247 | 46 | 21 | 14 | 12 | 1 | 0 | 15 |
| | 38 | 366 | 155 | 134 | 30 | 8 | 14 | 9 | 2 | 0 | 14 |
| | 39 | 332 | 123 | 144 | 27 | 10 | 7 | 2 | 4 | 0 | 15 |
| | 40 | 496 | 186 | 221 | 46 | 5 | 15 | 2 | 1 | 0 | 20 |
| | 41 | 395 | 109 | 201 | 46 | 8 | 9 | 8 | 0 | 0 | 14 |
| | 42 | 326 | 105 | 136 | 58 | 3 | 9 | 3 | 2 | 0 | 10 |
| | 43 | 241 | 74 | 112 | 26 | 5 | 7 | 4 | 1 | 1 | 11 |
| Webster | | 14,562 | 4,703 | 6,515 | 1,763 | 357 | 431 | 213 | 92 | 3 | 485 |
| Wheatland | | | | | | | | | | | |
| | 1 | 305 | 96 | 134 | 32 | 6 | 5 | 17 | 9 | 0 | 6 |
| | 2 | 320 | 93 | 146 | 45 | 4 | 8 | 3 | 4 | 0 | 17 |

ATTORNEY GENERAL
DETAIL

| LEGISLATIVE DISTRICT OR TOWN | ELECTION DISTRICT | TOTAL VOTES | ERIC T. SCHNEIDERMAN | JOHN CAHILL | JOHN CAHILL | ERIC T. SCHNEIDERMAN | ERIC T. SCHNEIDERMAN | RAMON JIMENEZ | CARL E. PERSON | SCATTER | BLANK AND VOID |
|------------------------------------|----------------------|-----------------------|----------------------------|----------------------|----------------------|----------------------------|----------------------------|---------------------|----------------------|------------------|----------------------|
| | | | DEM | REP | CON/SCC | WOR | IND/WEP | GRE | LBT | | |
| Wheatland | 3 | 352 | 128 | 130 | 44 | 16 | 9 | 12 | 3 | 0 | 10 |
| | 4 | 282 | 63 | 136 | 48 | 9 | 14 | 3 | 2 | 0 | 7 |
| | 5 | 387 | 81 | 205 | 58 | 9 | 8 | 9 | 2 | 0 | 15 |
| Wheatland | | <u>1,646</u> | <u>461</u> | <u>751</u> | <u>227</u> | <u>44</u> | <u>44</u> | <u>44</u> | <u>20</u> | <u>0</u> | <u>55</u> |
| TOWNS | | <u>170,611</u> | <u>61,607</u> | <u>69,624</u> | <u>18,884</u> | <u>4,838</u> | <u>4,819</u> | <u>2,676</u> | <u>1,439</u> | <u>27</u> | <u>6,697</u> |
| GRAND TOTAL: | | <u><u>205,765</u></u> | <u><u>82,458</u></u> | <u><u>75,178</u></u> | <u><u>20,552</u></u> | <u><u>6,638</u></u> | <u><u>5,831</u></u> | <u><u>4,123</u></u> | <u><u>1,782</u></u> | <u><u>38</u></u> | <u><u>9,165</u></u> |

REPRESENTATIVE IN CONGRESS
25TH DISTRICT
SUMMARY

| LEGISLATIVE DISTRICT OR TOWN | TOTAL VOTES | LOUISE M. SLAUGHTER | MARK W. ASSINI | MARK W. ASSINI | LOUISE M. SLAUGHTER | SCATTER | BLANK AND VOID |
|------------------------------------|----------------|---------------------------|----------------------|----------------------|---------------------------|---------|----------------------|
| | | DEM | REP | CON | WOR | | |
| Leg. Dist. 07 | 540 | 257 | 184 | 56 | 26 | 0 | 17 |
| Leg. Dist. 16 | 8 | 4 | 1 | 1 | 1 | 1 | 0 |
| Leg. Dist. 21 | 4,822 | 3,233 | 802 | 244 | 419 | 7 | 117 |
| Leg. Dist. 22 | 2,593 | 2,176 | 150 | 56 | 104 | 0 | 107 |
| Leg. Dist. 23 | 6,127 | 3,726 | 1,254 | 367 | 604 | 7 | 169 |
| Leg. Dist. 24 | 3,513 | 2,207 | 576 | 156 | 497 | 8 | 69 |
| Leg. Dist. 25 | 3,586 | 2,858 | 275 | 81 | 263 | 3 | 106 |
| Leg. Dist. 26 | 3,144 | 1,595 | 975 | 282 | 215 | 7 | 70 |
| Leg. Dist. 27 | 4,783 | 3,702 | 514 | 196 | 274 | 4 | 93 |
| Leg. Dist. 28 | 2,550 | 1,689 | 484 | 153 | 154 | 3 | 67 |
| Leg. Dist. 29 | 3,565 | 2,548 | 557 | 156 | 182 | 1 | 121 |
| CITY | 35,231 | 23,995 | 5,772 | 1,748 | 2,739 | 41 | 936 |
| Brighton | 11,596 | 6,731 | 3,153 | 699 | 823 | 11 | 179 |
| Chili | 9,026 | 2,841 | 4,430 | 1,307 | 329 | 10 | 109 |
| Clarkson | 1,924 | 554 | 918 | 342 | 74 | 2 | 34 |
| East Rochester | 1,660 | 743 | 632 | 158 | 81 | 1 | 45 |
| Gates | 7,845 | 2,541 | 4,064 | 920 | 226 | 10 | 84 |
| Greece | 27,166 | 9,536 | 12,569 | 3,500 | 1,010 | 80 | 471 |
| Henrietta | 10,418 | 4,503 | 4,123 | 1,132 | 489 | 12 | 159 |
| Irondequoit | 17,367 | 8,071 | 6,423 | 1,567 | 892 | 14 | 400 |
| Ogden | 6,370 | 1,730 | 3,313 | 1,033 | 206 | 3 | 85 |
| Parma | 4,855 | 1,213 | 2,531 | 863 | 174 | 5 | 69 |
| Penfield | 13,686 | 5,457 | 5,974 | 1,442 | 594 | 13 | 206 |
| Perinton | 18,497 | 7,573 | 8,131 | 1,800 | 675 | 8 | 310 |
| Pittsford | 11,128 | 5,041 | 4,646 | 879 | 401 | 3 | 158 |
| Riga | 2,093 | 528 | 1,141 | 328 | 66 | 0 | 30 |
| Sweden | 3,088 | 1,051 | 1,383 | 416 | 165 | 10 | 63 |
| Webster | 14,566 | 5,156 | 6,787 | 1,808 | 595 | 13 | 207 |
| TOWNS | 161,285 | 63,269 | 70,218 | 18,194 | 6,800 | 195 | 2,609 |
| GRAND TOTAL: | 196,516 | 87,264 | 75,990 | 19,942 | 9,539 | 236 | 3,545 |

REPRESENTATIVE IN CONGRESS
25TH DISTRICT
DETAIL

| LEGISLATIVE DISTRICT OR TOWN | ELECTION DISTRICT | TOTAL VOTES | LOUISE M. SLAUGHTER | MARK W. ASSINI | MARK W. ASSINI | LOUISE M. SLAUGHTER | SCATTER | BLANK AND VOID |
|------------------------------------|----------------------|----------------|---------------------------|----------------------|----------------------|---------------------------|---------|----------------------|
| | | | DEM | REP | CON | WOR | | |
| Leg. Dist. 07 | 1 | 328 | 128 | 139 | 36 | 17 | 0 | 8 |
| | 2 | 212 | 129 | 45 | 20 | 9 | 0 | 9 |
| Leg. Dist. 07 | | 540 | 257 | 184 | 56 | 26 | 0 | 17 |
| Leg. Dist. 16 | 1 | 8 | 4 | 1 | 1 | 1 | 1 | 0 |
| Leg. Dist. 16 | | 8 | 4 | 1 | 1 | 1 | 1 | 0 |
| Leg. Dist. 21 | 1 | 228 | 135 | 46 | 11 | 31 | 1 | 4 |
| | 2 | 192 | 108 | 45 | 14 | 22 | 0 | 3 |
| | 3 | 119 | 79 | 20 | 13 | 5 | 0 | 2 |
| | 4 | 108 | 82 | 16 | 2 | 4 | 1 | 3 |
| | 5 | 123 | 64 | 26 | 10 | 20 | 0 | 3 |
| | 6 | 199 | 143 | 28 | 7 | 17 | 0 | 4 |
| | 7 | 353 | 229 | 77 | 15 | 24 | 0 | 8 |
| | 8 | 85 | 66 | 8 | 5 | 6 | 0 | 0 |
| | 9 | 224 | 143 | 47 | 12 | 18 | 0 | 4 |
| | 10 | 318 | 206 | 68 | 14 | 20 | 0 | 10 |
| | 11 | 182 | 136 | 19 | 8 | 12 | 0 | 7 |
| | 12 | 428 | 261 | 79 | 29 | 39 | 3 | 17 |
| | 13 | 144 | 84 | 15 | 8 | 33 | 0 | 4 |
| | 14 | 77 | 45 | 20 | 4 | 8 | 0 | 0 |
| | 15 | 277 | 196 | 36 | 15 | 22 | 0 | 8 |
| | 16 | 82 | 52 | 17 | 3 | 7 | 0 | 3 |
| | 17 | 188 | 131 | 19 | 9 | 21 | 0 | 8 |
| | 18 | 151 | 122 | 12 | 6 | 8 | 0 | 3 |
| | 19 | 73 | 56 | 7 | 4 | 6 | 0 | 0 |
| | 20 | 116 | 66 | 30 | 7 | 8 | 0 | 5 |
| | 21 | 157 | 129 | 13 | 4 | 9 | 0 | 2 |
| | 22 | 174 | 138 | 16 | 8 | 11 | 0 | 1 |
| | 23 | 172 | 111 | 32 | 8 | 18 | 1 | 2 |
| | 24 | 309 | 167 | 76 | 24 | 36 | 0 | 6 |
| | 25 | 173 | 144 | 13 | 1 | 8 | 0 | 7 |
| | 26 | 66 | 52 | 9 | 2 | 2 | 0 | 1 |
| | 27 | 104 | 88 | 8 | 1 | 4 | 1 | 2 |
| Leg. Dist. 21 | | 4,822 | 3,233 | 802 | 244 | 419 | 7 | 117 |
| Leg. Dist. 22 | 1 | 163 | 130 | 14 | 3 | 10 | 0 | 6 |
| | 2 | 59 | 53 | 0 | 0 | 4 | 0 | 2 |
| | 3 | 102 | 89 | 5 | 1 | 3 | 0 | 4 |
| | 4 | 43 | 36 | 3 | 1 | 2 | 0 | 1 |
| | 5 | 82 | 75 | 1 | 0 | 3 | 0 | 3 |
| | 6 | 111 | 101 | 2 | 0 | 4 | 0 | 4 |
| | 7 | 57 | 47 | 1 | 1 | 4 | 0 | 4 |
| | 8 | 121 | 99 | 8 | 6 | 2 | 0 | 6 |

REPRESENTATIVE IN CONGRESS
25TH DISTRICT
DETAIL

| LEGISLATIVE DISTRICT OR TOWN | ELECTION DISTRICT | TOTAL VOTES | LOUISE M. SLAUGHTER | MARK W. ASSINI | MARK W. ASSINI | LOUISE M. SLAUGHTER | SCATTER | BLANK AND VOID |
|------------------------------------|----------------------|----------------|---------------------------|----------------------|----------------------|---------------------------|---------|----------------------|
| | | | DEM | REP | CON | WOR | | |
| Leg. Dist. 22 | | | | | | | | |
| | 9 | 75 | 65 | 4 | 0 | 4 | 0 | 2 |
| | 10 | 94 | 88 | 2 | 0 | 1 | 0 | 3 |
| | 11 | 141 | 118 | 10 | 1 | 7 | 0 | 5 |
| | 12 | 81 | 69 | 5 | 2 | 3 | 0 | 2 |
| | 13 | 40 | 33 | 4 | 1 | 2 | 0 | 0 |
| | 14 | 103 | 89 | 7 | 2 | 2 | 0 | 3 |
| | 15 | 137 | 121 | 6 | 2 | 4 | 0 | 4 |
| | 16 | 55 | 50 | 1 | 0 | 3 | 0 | 1 |
| | 17 | 46 | 39 | 2 | 3 | 1 | 0 | 1 |
| | 18 | 73 | 62 | 3 | 1 | 3 | 0 | 4 |
| | 19 | 78 | 63 | 6 | 5 | 1 | 0 | 3 |
| | 20 | 130 | 118 | 3 | 2 | 1 | 0 | 6 |
| | 21 | 72 | 60 | 3 | 1 | 2 | 0 | 6 |
| | 22 | 116 | 97 | 3 | 5 | 2 | 0 | 9 |
| | 23 | 91 | 85 | 0 | 1 | 2 | 0 | 3 |
| | 24 | 53 | 37 | 6 | 2 | 3 | 0 | 5 |
| | 25 | 256 | 170 | 37 | 14 | 23 | 0 | 12 |
| | 26 | 82 | 64 | 12 | 0 | 4 | 0 | 2 |
| | 27 | 132 | 118 | 2 | 2 | 4 | 0 | 6 |
| Leg. Dist. 22 | | 2,593 | 2,176 | 150 | 56 | 104 | 0 | 107 |
| Leg. Dist. 23 | | | | | | | | |
| | 1 | 116 | 79 | 26 | 2 | 6 | 0 | 3 |
| | 2 | 167 | 97 | 30 | 11 | 22 | 0 | 7 |
| | 3 | 134 | 74 | 24 | 8 | 21 | 0 | 7 |
| | 4 | 316 | 196 | 59 | 22 | 35 | 1 | 3 |
| | 5 | 85 | 57 | 13 | 6 | 8 | 0 | 1 |
| | 6 | 115 | 70 | 23 | 7 | 9 | 0 | 6 |
| | 7 | 220 | 135 | 34 | 11 | 29 | 1 | 10 |
| | 8 | 187 | 114 | 36 | 10 | 22 | 0 | 5 |
| | 9 | 156 | 105 | 30 | 7 | 14 | 0 | 0 |
| | 10 | 163 | 103 | 27 | 10 | 18 | 0 | 5 |
| | 11 | 217 | 134 | 38 | 10 | 32 | 0 | 3 |
| | 12 | 312 | 195 | 76 | 12 | 23 | 0 | 6 |
| | 13 | 209 | 118 | 58 | 13 | 12 | 1 | 7 |
| | 14 | 179 | 107 | 29 | 8 | 23 | 1 | 11 |
| | 15 | 124 | 77 | 19 | 10 | 12 | 2 | 4 |
| | 16 | 118 | 73 | 20 | 11 | 14 | 0 | 0 |
| | 17 | 286 | 160 | 66 | 17 | 33 | 1 | 9 |
| | 18 | 478 | 264 | 119 | 38 | 45 | 0 | 12 |
| | 19 | 255 | 133 | 70 | 19 | 26 | 0 | 7 |
| | 20 | 280 | 179 | 49 | 14 | 29 | 0 | 9 |
| | 21 | 234 | 147 | 51 | 13 | 21 | 0 | 2 |
| | 22 | 221 | 136 | 55 | 11 | 16 | 0 | 3 |
| | 23 | 137 | 96 | 21 | 3 | 11 | 0 | 6 |

REPRESENTATIVE IN CONGRESS
25TH DISTRICT
DETAIL

| LEGISLATIVE DISTRICT OR TOWN | ELECTION DISTRICT | TOTAL VOTES | LOUISE M. SLAUGHTER | MARK W. ASSINI | MARK W. ASSINI | LOUISE M. SLAUGHTER | SCATTER | BLANK AND VOID |
|------------------------------------|----------------------|----------------|---------------------------|----------------------|----------------------|---------------------------|---------|----------------------|
| | | | DEM | REP | CON | WOR | | |
| Leg. Dist. 23 | | | | | | | | |
| | 24 | 244 | 156 | 53 | 12 | 13 | 0 | 10 |
| | 25 | 358 | 222 | 68 | 29 | 31 | 0 | 8 |
| | 26 | 386 | 231 | 91 | 22 | 33 | 0 | 9 |
| | 27 | 186 | 104 | 35 | 22 | 18 | 0 | 7 |
| | 28/24-20/25-28 | 224 | 154 | 30 | 7 | 25 | 0 | 8 |
| | 29 | 20 | 10 | 4 | 2 | 3 | 0 | 1 |
| Leg. Dist. 23 | | 6,127 | 3,726 | 1,254 | 367 | 604 | 7 | 169 |
| Leg. Dist. 24 | | | | | | | | |
| | 1 | 314 | 190 | 39 | 9 | 70 | 0 | 6 |
| | 2/22 | 210 | 132 | 29 | 6 | 36 | 1 | 6 |
| | 3/23 | 221 | 146 | 33 | 8 | 34 | 0 | 0 |
| | 4 | 267 | 174 | 47 | 10 | 31 | 0 | 5 |
| | 5/24 | 231 | 124 | 54 | 24 | 24 | 0 | 5 |
| | 6 | 159 | 100 | 26 | 8 | 20 | 1 | 4 |
| | 7 | 135 | 80 | 32 | 8 | 12 | 0 | 3 |
| | 8 | 174 | 106 | 26 | 11 | 24 | 2 | 5 |
| | 9 | 179 | 101 | 45 | 15 | 17 | 0 | 1 |
| | 10 | 292 | 187 | 27 | 15 | 58 | 1 | 4 |
| | 11 | 74 | 49 | 17 | 2 | 5 | 0 | 1 |
| | 12 | 33 | 24 | 5 | 1 | 0 | 0 | 3 |
| | 13 | 250 | 166 | 25 | 9 | 45 | 0 | 5 |
| | 14 | 233 | 145 | 40 | 4 | 42 | 0 | 2 |
| | 15/21 | 232 | 157 | 21 | 14 | 30 | 0 | 10 |
| | 16 | 197 | 110 | 48 | 4 | 27 | 2 | 6 |
| | 17 | 89 | 60 | 22 | 2 | 4 | 0 | 1 |
| | 18 | 201 | 142 | 36 | 5 | 16 | 0 | 2 |
| | 19 | 22 | 14 | 4 | 1 | 2 | 1 | 0 |
| Leg. Dist. 24 | | 3,513 | 2,207 | 576 | 156 | 497 | 8 | 69 |
| Leg. Dist. 25 | | | | | | | | |
| | 1 | 254 | 190 | 34 | 7 | 17 | 1 | 5 |
| | 2 | 156 | 125 | 7 | 2 | 17 | 0 | 5 |
| | 3 | 252 | 224 | 11 | 4 | 8 | 0 | 5 |
| | 4/24 | 132 | 93 | 19 | 5 | 9 | 0 | 6 |
| | 5 | 187 | 153 | 11 | 5 | 12 | 0 | 6 |
| | 6 | 119 | 80 | 11 | 5 | 17 | 1 | 5 |
| | 7 | 181 | 164 | 2 | 1 | 10 | 0 | 4 |
| | 8 | 193 | 177 | 3 | 2 | 7 | 0 | 4 |
| | 9 | 85 | 77 | 0 | 0 | 4 | 0 | 4 |
| | 10 | 149 | 135 | 3 | 2 | 6 | 0 | 3 |
| | 11 | 75 | 66 | 2 | 1 | 2 | 0 | 4 |
| | 12 | 191 | 117 | 28 | 10 | 32 | 0 | 4 |
| | 13 | 140 | 123 | 3 | 1 | 11 | 0 | 2 |
| | 14 | 88 | 56 | 13 | 4 | 15 | 0 | 0 |
| | 15 | 129 | 116 | 5 | 0 | 6 | 0 | 2 |

REPRESENTATIVE IN CONGRESS
25TH DISTRICT
DETAIL

| LEGISLATIVE DISTRICT OR TOWN | ELECTION DISTRICT | TOTAL VOTES | LOUISE M. SLAUGHTER | MARK W. ASSINI | MARK W. ASSINI | LOUISE M. SLAUGHTER | SCATTER | BLANK AND VOID |
|------------------------------------|----------------------|----------------|---------------------------|----------------------|----------------------|---------------------------|---------|----------------------|
| | | | DEM | REP | CON | WOR | | |
| Leg. Dist. 25 | | | | | | | | |
| | 16 | 124 | 98 | 16 | 5 | 4 | 0 | 1 |
| | 17 | 121 | 104 | 2 | 1 | 11 | 0 | 3 |
| | 18 | 204 | 169 | 14 | 2 | 8 | 0 | 11 |
| | 19 | 22 | 16 | 3 | 1 | 1 | 0 | 1 |
| | 20 | 31 | 23 | 6 | 2 | 0 | 0 | 0 |
| | 21 | 81 | 62 | 7 | 2 | 4 | 0 | 6 |
| | 22 | 142 | 101 | 14 | 5 | 19 | 0 | 3 |
| | 23 | 21 | 15 | 2 | 0 | 2 | 0 | 2 |
| | 25 | 257 | 200 | 27 | 4 | 12 | 1 | 13 |
| | 26/27 | 91 | 64 | 11 | 3 | 10 | 0 | 3 |
| | 29/30 | 161 | 110 | 21 | 7 | 19 | 0 | 4 |
| Leg. Dist. 25 | | 3,586 | 2,858 | 275 | 81 | 263 | 3 | 106 |
| Leg. Dist. 26 | | | | | | | | |
| | 1 | 354 | 160 | 126 | 32 | 22 | 0 | 14 |
| | 2 | 141 | 62 | 43 | 20 | 12 | 0 | 4 |
| | 3 | 88 | 47 | 28 | 9 | 2 | 0 | 2 |
| | 4 | 171 | 78 | 62 | 19 | 9 | 0 | 3 |
| | 5 | 142 | 76 | 34 | 14 | 13 | 0 | 5 |
| | 6 | 137 | 101 | 25 | 4 | 4 | 0 | 3 |
| | 7 | 167 | 91 | 48 | 10 | 12 | 0 | 6 |
| | 8 | 172 | 117 | 31 | 7 | 14 | 0 | 3 |
| | 9 | 199 | 94 | 62 | 23 | 17 | 0 | 3 |
| | 10 | 196 | 107 | 61 | 10 | 14 | 2 | 2 |
| | 11 | 185 | 97 | 55 | 13 | 16 | 3 | 1 |
| | 12 | 184 | 79 | 69 | 19 | 9 | 1 | 7 |
| | 13 | 219 | 105 | 78 | 21 | 12 | 0 | 3 |
| | 14 | 255 | 116 | 83 | 31 | 22 | 0 | 3 |
| | 15 | 169 | 97 | 45 | 12 | 13 | 0 | 2 |
| | 16 | 203 | 86 | 76 | 23 | 12 | 0 | 6 |
| | 17 | 162 | 82 | 49 | 15 | 12 | 1 | 3 |
| Leg. Dist. 26 | | 3,144 | 1,595 | 975 | 282 | 215 | 7 | 70 |
| Leg. Dist. 27 | | | | | | | | |
| | 1 | 237 | 172 | 31 | 15 | 13 | 1 | 5 |
| | 2 | 245 | 190 | 26 | 20 | 8 | 0 | 1 |
| | 3 | 198 | 137 | 25 | 12 | 20 | 1 | 3 |
| | 4 | 244 | 185 | 32 | 6 | 15 | 0 | 6 |
| | 5 | 234 | 185 | 13 | 5 | 26 | 0 | 5 |
| | 6 | 180 | 146 | 14 | 6 | 10 | 0 | 4 |
| | 7 | 211 | 153 | 30 | 7 | 17 | 1 | 3 |
| | 8 | 331 | 279 | 21 | 8 | 15 | 0 | 8 |
| | 9 | 245 | 197 | 15 | 5 | 24 | 1 | 3 |
| | 10 | 219 | 151 | 37 | 12 | 15 | 0 | 4 |
| | 11 | 229 | 174 | 22 | 13 | 13 | 0 | 7 |
| | 12 | 175 | 131 | 22 | 9 | 9 | 0 | 4 |

REPRESENTATIVE IN CONGRESS
25TH DISTRICT
DETAIL

| LEGISLATIVE DISTRICT OR TOWN | ELECTION DISTRICT | TOTAL VOTES | LOUISE M. SLAUGHTER | MARK W. ASSINI | MARK W. ASSINI | LOUISE M. SLAUGHTER | SCATTER | BLANK AND VOID |
|------------------------------------|----------------------|----------------|---------------------------|----------------------|----------------------|---------------------------|---------|----------------------|
| | | | DEM | REP | CON | WOR | | |
| Leg. Dist. 27 | | | | | | | | |
| | 13 | 204 | 184 | 7 | 3 | 7 | 0 | 3 |
| | 14 | 160 | 140 | 15 | 2 | 0 | 0 | 3 |
| | 15 | 165 | 139 | 11 | 4 | 8 | 0 | 3 |
| | 16 | 183 | 149 | 10 | 7 | 12 | 0 | 5 |
| | 17 | 203 | 157 | 26 | 10 | 7 | 0 | 3 |
| | 18 | 184 | 110 | 54 | 9 | 7 | 0 | 4 |
| | 19 | 219 | 190 | 11 | 4 | 10 | 0 | 4 |
| | 20 | 109 | 95 | 4 | 3 | 4 | 0 | 3 |
| | 21 | 115 | 99 | 10 | 4 | 2 | 0 | 0 |
| | 22 | 147 | 90 | 30 | 12 | 12 | 0 | 3 |
| | 23 | 135 | 120 | 2 | 1 | 6 | 0 | 6 |
| | 25 | 91 | 49 | 25 | 10 | 6 | 0 | 1 |
| | 26 | 120 | 80 | 21 | 9 | 8 | 0 | 2 |
| Leg. Dist. 27 | | 4,783 | 3,702 | 514 | 196 | 274 | 4 | 93 |
| Leg. Dist. 28 | | | | | | | | |
| | 1 | 117 | 81 | 18 | 10 | 7 | 0 | 1 |
| | 2 | 113 | 68 | 21 | 12 | 9 | 0 | 3 |
| | 3 | 82 | 65 | 10 | 0 | 5 | 0 | 2 |
| | 4 | 91 | 56 | 22 | 6 | 6 | 0 | 1 |
| | 5 | 117 | 78 | 30 | 4 | 4 | 0 | 1 |
| | 6 | 247 | 169 | 41 | 22 | 14 | 0 | 1 |
| | 7 | 234 | 147 | 64 | 13 | 6 | 0 | 4 |
| | 8 | 160 | 120 | 16 | 7 | 8 | 1 | 8 |
| | 9 | 150 | 80 | 41 | 10 | 14 | 0 | 5 |
| | 10 | 43 | 30 | 6 | 3 | 3 | 0 | 1 |
| | 11 | 105 | 65 | 20 | 5 | 8 | 0 | 7 |
| | 12 | 73 | 51 | 9 | 3 | 5 | 1 | 4 |
| | 13 | 134 | 93 | 17 | 10 | 11 | 0 | 3 |
| | 14 | 121 | 87 | 17 | 8 | 6 | 0 | 3 |
| | 15 | 52 | 39 | 8 | 2 | 2 | 0 | 1 |
| | 16 | 127 | 83 | 23 | 5 | 10 | 0 | 6 |
| | 17 | 23 | 13 | 5 | 3 | 2 | 0 | 0 |
| | 18 | 108 | 69 | 25 | 5 | 4 | 0 | 5 |
| | 19 | 3 | 1 | 1 | 1 | 0 | 0 | 0 |
| | 20 | 193 | 116 | 51 | 13 | 7 | 1 | 5 |
| | 21 | 182 | 122 | 29 | 8 | 20 | 0 | 3 |
| | 22 | 75 | 56 | 10 | 3 | 3 | 0 | 3 |
| Leg. Dist. 28 | | 2,550 | 1,689 | 484 | 153 | 154 | 3 | 67 |
| Leg. Dist. 29 | | | | | | | | |
| | 1 | 17 | 13 | 3 | 0 | 1 | 0 | 0 |
| | 2 | 50 | 36 | 7 | 0 | 4 | 0 | 3 |
| | 3 | 7 | 5 | 1 | 1 | 0 | 0 | 0 |
| | 4 | 125 | 83 | 26 | 3 | 6 | 0 | 7 |
| | 5 | 171 | 123 | 28 | 8 | 6 | 0 | 6 |

REPRESENTATIVE IN CONGRESS
25TH DISTRICT
DETAIL

| LEGISLATIVE DISTRICT OR TOWN | ELECTION DISTRICT | TOTAL VOTES | LOUISE M. SLAUGHTER | MARK W. ASSINI | MARK W. ASSINI | LOUISE M. SLAUGHTER | SCATTER | BLANK AND VOID |
|------------------------------------|----------------------|----------------|---------------------------|----------------------|----------------------|---------------------------|----------|----------------------|
| | | | DEM | REP | CON | WOR | | |
| Leg. Dist. 29 | 6 | 104 | 81 | 14 | 3 | 3 | 0 | 3 |
| | 7 | 137 | 76 | 38 | 8 | 15 | 0 | 0 |
| | 8 | 41 | 29 | 8 | 1 | 1 | 0 | 2 |
| | 9 | 262 | 189 | 43 | 13 | 12 | 0 | 5 |
| | 10 | 224 | 171 | 28 | 9 | 5 | 0 | 11 |
| | 11 | 175 | 114 | 40 | 9 | 5 | 0 | 7 |
| | 12 | 185 | 131 | 22 | 13 | 10 | 0 | 9 |
| | 13 | 98 | 78 | 9 | 1 | 6 | 0 | 4 |
| | 14 | 69 | 50 | 8 | 4 | 4 | 0 | 3 |
| | 15 | 114 | 93 | 12 | 3 | 4 | 0 | 2 |
| | 16 | 57 | 45 | 3 | 3 | 3 | 0 | 3 |
| | 17 | 133 | 75 | 35 | 11 | 10 | 1 | 1 |
| | 18 | 239 | 138 | 58 | 22 | 17 | 0 | 4 |
| | 19 | 99 | 68 | 18 | 2 | 8 | 0 | 3 |
| | 20 | 195 | 155 | 14 | 4 | 10 | 0 | 12 |
| | 21 | 199 | 126 | 43 | 8 | 17 | 0 | 5 |
| | 22 | 127 | 104 | 8 | 1 | 7 | 0 | 7 |
| | 23 | 183 | 153 | 14 | 5 | 4 | 0 | 7 |
| | 24 | 229 | 171 | 28 | 7 | 15 | 0 | 8 |
| | 25/28 | 255 | 189 | 42 | 15 | 5 | 0 | 4 |
| | 26 | 69 | 52 | 7 | 1 | 4 | 0 | 5 |
| | 27 | 1 | 0 | 0 | 1 | 0 | 0 | 0 |
| Leg. Dist. 29 | | <u>3,565</u> | <u>2,548</u> | <u>557</u> | <u>156</u> | <u>182</u> | <u>1</u> | <u>121</u> |
| CITY | | 35,231 | 23,995 | 5,772 | 1,748 | 2,739 | 41 | 936 |
| Brighton | 1 | 329 | 206 | 69 | 18 | 35 | 0 | 1 |
| | 2 | 201 | 97 | 63 | 20 | 18 | 1 | 2 |
| | 3 | 276 | 141 | 93 | 17 | 19 | 0 | 6 |
| | 4 | 274 | 176 | 56 | 9 | 25 | 0 | 8 |
| | 5 | 281 | 183 | 59 | 9 | 25 | 0 | 5 |
| | 6 | 387 | 214 | 121 | 21 | 24 | 0 | 7 |
| | 7 | 225 | 111 | 68 | 15 | 24 | 0 | 7 |
| | 8 | 297 | 145 | 125 | 16 | 8 | 1 | 2 |
| | 9 | 262 | 153 | 65 | 24 | 19 | 0 | 1 |
| | 10 | 319 | 201 | 66 | 19 | 28 | 0 | 5 |
| | 11 | 327 | 181 | 92 | 22 | 31 | 0 | 1 |
| | 12 | 355 | 213 | 87 | 19 | 30 | 0 | 6 |
| | 13 | 222 | 129 | 63 | 14 | 11 | 0 | 5 |
| | 14 | 154 | 95 | 36 | 6 | 13 | 0 | 4 |
| | 15 | 227 | 109 | 73 | 17 | 22 | 1 | 5 |
| | 16 | 196 | 71 | 106 | 13 | 2 | 0 | 4 |
| | 17 | 118 | 93 | 20 | 0 | 3 | 0 | 2 |
| | 18 | 253 | 147 | 59 | 16 | 28 | 1 | 2 |
| | 19 | 189 | 114 | 42 | 13 | 16 | 0 | 4 |

REPRESENTATIVE IN CONGRESS
25TH DISTRICT
DETAIL

| LEGISLATIVE DISTRICT OR TOWN | ELECTION DISTRICT | TOTAL VOTES | LOUISE M. SLAUGHTER | MARK W. ASSINI | MARK W. ASSINI | LOUISE M. SLAUGHTER | SCATTER | BLANK AND VOID |
|------------------------------------|----------------------|----------------|---------------------------|----------------------|----------------------|---------------------------|---------|----------------------|
| | | | DEM | REP | CON | WOR | | |
| Brighton | 20 | 160 | 89 | 41 | 21 | 8 | 0 | 1 |
| | 21 | 242 | 139 | 60 | 10 | 28 | 0 | 5 |
| | 22 | 286 | 163 | 81 | 24 | 14 | 0 | 4 |
| | 23 | 233 | 150 | 54 | 13 | 13 | 0 | 3 |
| | 24 | 326 | 176 | 104 | 18 | 19 | 0 | 9 |
| | 25 | 238 | 145 | 46 | 15 | 27 | 0 | 5 |
| | 26 | 208 | 103 | 73 | 13 | 16 | 0 | 3 |
| | 27 | 226 | 134 | 64 | 10 | 16 | 0 | 2 |
| | 28 | 335 | 200 | 88 | 16 | 23 | 0 | 8 |
| | 29 | 221 | 117 | 73 | 17 | 13 | 0 | 1 |
| | 30 | 507 | 318 | 131 | 15 | 28 | 1 | 14 |
| | 31 | 241 | 156 | 54 | 10 | 20 | 0 | 1 |
| | 32 | 295 | 183 | 60 | 18 | 29 | 1 | 4 |
| | 33 | 322 | 204 | 82 | 14 | 19 | 0 | 3 |
| | 34 | 281 | 152 | 70 | 26 | 28 | 0 | 5 |
| | 35 | 230 | 145 | 51 | 12 | 18 | 1 | 3 |
| | 36 | 144 | 79 | 39 | 17 | 6 | 1 | 2 |
| | 37 | 261 | 169 | 59 | 14 | 15 | 1 | 3 |
| | 38 | 289 | 156 | 85 | 14 | 27 | 0 | 7 |
| | 39 | 248 | 131 | 76 | 33 | 6 | 0 | 2 |
| | 40 | 422 | 267 | 109 | 14 | 28 | 0 | 4 |
| | 41 | 262 | 148 | 75 | 15 | 21 | 0 | 3 |
| | 42 | 98 | 62 | 21 | 11 | 4 | 0 | 0 |
| | 43 | 239 | 148 | 71 | 13 | 4 | 1 | 2 |
| | 44 | 73 | 39 | 20 | 5 | 5 | 1 | 3 |
| | 45 | 161 | 74 | 68 | 16 | 3 | 0 | 0 |
| | 46 | 156 | 105 | 35 | 7 | 4 | 0 | 5 |
| Brighton | | 11,596 | 6,731 | 3,153 | 699 | 823 | 11 | 179 |
| Chili | 1 | 216 | 57 | 122 | 27 | 7 | 0 | 3 |
| | 2 | 360 | 78 | 195 | 64 | 18 | 0 | 5 |
| | 3 | 347 | 127 | 163 | 40 | 14 | 1 | 2 |
| | 4 | 211 | 60 | 101 | 45 | 3 | 0 | 2 |
| | 5 | 248 | 79 | 118 | 43 | 5 | 0 | 3 |
| | 6 | 261 | 77 | 133 | 41 | 10 | 0 | 0 |
| | 7 | 133 | 62 | 48 | 20 | 3 | 0 | 0 |
| | 8 | 280 | 80 | 146 | 42 | 10 | 0 | 2 |
| | 9 | 272 | 86 | 136 | 31 | 16 | 1 | 2 |
| | 10 | 186 | 39 | 87 | 45 | 8 | 1 | 6 |
| | 11 | 262 | 76 | 131 | 44 | 8 | 1 | 2 |
| | 12 | 253 | 85 | 123 | 34 | 9 | 0 | 2 |
| | 13 | 405 | 98 | 226 | 62 | 13 | 0 | 6 |
| | 14 | 267 | 69 | 149 | 39 | 8 | 0 | 2 |
| | 15 | 251 | 72 | 141 | 29 | 3 | 1 | 5 |

REPRESENTATIVE IN CONGRESS
25TH DISTRICT
DETAIL

| LEGISLATIVE DISTRICT OR TOWN | ELECTION DISTRICT | TOTAL VOTES | LOUISE M. SLAUGHTER | MARK W. ASSINI | MARK W. ASSINI | LOUISE M. SLAUGHTER | SCATTER | BLANK AND VOID |
|------------------------------------|----------------------|----------------|---------------------------|----------------------|----------------------|---------------------------|---------|----------------------|
| | | | DEM | REP | CON | WOR | | |
| Chili | | | | | | | | |
| | 16 | 541 | 170 | 275 | 80 | 11 | 1 | 4 |
| | 17 | 651 | 187 | 344 | 89 | 23 | 0 | 8 |
| | 18 | 268 | 83 | 133 | 37 | 15 | 0 | 0 |
| | 19 | 274 | 106 | 130 | 30 | 6 | 0 | 2 |
| | 20 | 365 | 141 | 156 | 44 | 15 | 0 | 9 |
| | 21 | 196 | 66 | 97 | 21 | 7 | 1 | 4 |
| | 22 | 211 | 104 | 69 | 28 | 6 | 0 | 4 |
| | 23 | 204 | 52 | 111 | 31 | 7 | 0 | 3 |
| | 24 | 468 | 169 | 215 | 63 | 17 | 0 | 4 |
| | 25 | 196 | 97 | 64 | 23 | 10 | 0 | 2 |
| | 26 | 355 | 96 | 177 | 56 | 16 | 0 | 10 |
| | 27 | 249 | 76 | 115 | 46 | 9 | 1 | 2 |
| | 28 | 233 | 93 | 99 | 27 | 8 | 0 | 6 |
| | 29 | 197 | 54 | 105 | 28 | 8 | 0 | 2 |
| | 30 | 141 | 39 | 68 | 26 | 6 | 1 | 1 |
| | 31 | 264 | 96 | 126 | 24 | 14 | 1 | 3 |
| | 32 | 261 | 67 | 127 | 48 | 16 | 0 | 3 |
| Chili | | 9,026 | 2,841 | 4,430 | 1,307 | 329 | 10 | 109 |
| Clarkson | | | | | | | | |
| | 1 | 401 | 111 | 197 | 65 | 23 | 0 | 5 |
| | 3 | 346 | 108 | 170 | 47 | 10 | 1 | 10 |
| | 4 | 440 | 116 | 227 | 78 | 16 | 0 | 3 |
| | 5 | 508 | 151 | 215 | 112 | 17 | 1 | 12 |
| | 6 | 229 | 68 | 109 | 40 | 8 | 0 | 4 |
| Clarkson | | 1,924 | 554 | 918 | 342 | 74 | 2 | 34 |
| East Rochester | | | | | | | | |
| | 1 | 288 | 140 | 107 | 22 | 12 | 0 | 7 |
| | 2 | 247 | 105 | 97 | 25 | 12 | 0 | 8 |
| | 3 | 254 | 110 | 95 | 27 | 14 | 1 | 7 |
| | 4 | 201 | 93 | 81 | 13 | 10 | 0 | 4 |
| | 5 | 184 | 69 | 78 | 21 | 12 | 0 | 4 |
| | 6 | 258 | 129 | 90 | 25 | 7 | 0 | 7 |
| | 7 | 228 | 97 | 84 | 25 | 14 | 0 | 8 |
| East Rochester | | 1,660 | 743 | 632 | 158 | 81 | 1 | 45 |
| Gates | | | | | | | | |
| | 1 | 158 | 59 | 66 | 24 | 8 | 0 | 1 |
| | 2 | 213 | 70 | 119 | 15 | 6 | 0 | 3 |
| | 3 | 205 | 65 | 109 | 19 | 8 | 2 | 2 |
| | 4 | 229 | 81 | 109 | 32 | 6 | 0 | 1 |
| | 5 | 298 | 98 | 153 | 32 | 12 | 0 | 3 |
| | 6 | 239 | 71 | 131 | 27 | 7 | 0 | 3 |
| | 7 | 475 | 145 | 265 | 43 | 13 | 1 | 8 |
| | 8 | 199 | 50 | 127 | 15 | 6 | 0 | 1 |
| | 9 | 261 | 113 | 120 | 22 | 3 | 0 | 3 |

REPRESENTATIVE IN CONGRESS
25TH DISTRICT
DETAIL

| LEGISLATIVE DISTRICT OR TOWN | ELECTION DISTRICT | TOTAL VOTES | LOUISE M. SLAUGHTER | MARK W. ASSINI | MARK W. ASSINI | LOUISE M. SLAUGHTER | SCATTER | BLANK AND VOID |
|------------------------------------|----------------------|----------------|---------------------------|----------------------|----------------------|---------------------------|---------|----------------------|
| | | | DEM | REP | CON | WOR | | |
| Gates | 10 | 150 | 59 | 71 | 19 | 1 | 0 | 0 |
| | 11 | 178 | 56 | 85 | 20 | 13 | 1 | 3 |
| | 12 | 159 | 51 | 86 | 17 | 4 | 0 | 1 |
| | 13 | 215 | 68 | 116 | 27 | 2 | 0 | 2 |
| | 14 | 196 | 66 | 100 | 18 | 6 | 0 | 6 |
| | 15 | 347 | 114 | 179 | 45 | 6 | 0 | 3 |
| | 16 | 185 | 80 | 83 | 18 | 3 | 0 | 1 |
| | 17 | 212 | 78 | 98 | 30 | 5 | 0 | 1 |
| | 18 | 268 | 67 | 158 | 35 | 5 | 0 | 3 |
| | 19 | 234 | 62 | 119 | 42 | 4 | 0 | 7 |
| | 20 | 228 | 66 | 121 | 33 | 7 | 0 | 1 |
| | 21 | 215 | 65 | 116 | 21 | 9 | 1 | 3 |
| | 22 | 197 | 59 | 103 | 32 | 2 | 0 | 1 |
| | 23 | 234 | 67 | 110 | 49 | 5 | 0 | 3 |
| | 24 | 277 | 96 | 147 | 22 | 10 | 1 | 1 |
| | 25 | 189 | 58 | 100 | 18 | 9 | 0 | 4 |
| | 26 | 291 | 85 | 149 | 41 | 10 | 3 | 3 |
| | 27 | 289 | 106 | 135 | 36 | 11 | 0 | 1 |
| | 28 | 188 | 52 | 114 | 15 | 3 | 0 | 4 |
| | 29 | 213 | 74 | 102 | 25 | 9 | 0 | 3 |
| | 30 | 163 | 67 | 79 | 11 | 5 | 0 | 1 |
| | 31 | 188 | 51 | 106 | 27 | 3 | 0 | 1 |
| | 32 | 271 | 77 | 142 | 39 | 11 | 0 | 2 |
| | 33 | 108 | 45 | 44 | 9 | 8 | 1 | 1 |
| | 34 | 210 | 68 | 110 | 28 | 4 | 0 | 0 |
| | 35 | 163 | 52 | 92 | 14 | 2 | 0 | 3 |
| Gates | | 7,845 | 2,541 | 4,064 | 920 | 226 | 10 | 84 |
| Greece | 1 | 250 | 91 | 113 | 26 | 14 | 0 | 6 |
| | 2 | 302 | 77 | 157 | 42 | 16 | 0 | 10 |
| | 3 | 225 | 75 | 113 | 23 | 6 | 3 | 5 |
| | 4 | 193 | 82 | 74 | 31 | 2 | 1 | 3 |
| | 5 | 174 | 64 | 72 | 24 | 10 | 0 | 4 |
| | 6 | 166 | 61 | 61 | 32 | 8 | 0 | 4 |
| | 7 | 231 | 96 | 91 | 22 | 13 | 1 | 8 |
| | 8 | 199 | 69 | 78 | 29 | 13 | 3 | 7 |
| | 9 | 179 | 72 | 79 | 21 | 5 | 1 | 1 |
| | 10 | 183 | 65 | 80 | 21 | 13 | 1 | 3 |
| | 11 | 79 | 30 | 35 | 7 | 3 | 0 | 4 |
| | 12 | 123 | 55 | 37 | 19 | 10 | 1 | 1 |
| | 13 | 203 | 87 | 78 | 29 | 5 | 0 | 4 |
| | 14 | 160 | 69 | 59 | 21 | 10 | 0 | 1 |
| | 15 | 214 | 60 | 108 | 28 | 5 | 1 | 12 |
| | 16 | 169 | 48 | 93 | 19 | 7 | 0 | 2 |

REPRESENTATIVE IN CONGRESS
25TH DISTRICT
DETAIL

| LEGISLATIVE DISTRICT OR TOWN | ELECTION DISTRICT | TOTAL VOTES | LOUISE M. SLAUGHTER | MARK W. ASSINI | MARK W. ASSINI | LOUISE M. SLAUGHTER | SCATTER | BLANK AND VOID |
|------------------------------------|----------------------|----------------|---------------------------|----------------------|----------------------|---------------------------|---------|----------------------|
| | | | DEM | REP | CON | WOR | | |
| Greece | 17 | 304 | 101 | 156 | 35 | 9 | 0 | 3 |
| | 18 | 260 | 82 | 124 | 38 | 12 | 2 | 2 |
| | 19 | 199 | 78 | 79 | 25 | 10 | 2 | 5 |
| | 20 | 175 | 56 | 68 | 35 | 13 | 1 | 2 |
| | 21 | 234 | 79 | 100 | 37 | 9 | 3 | 6 |
| | 22 | 176 | 63 | 82 | 16 | 11 | 0 | 4 |
| | 23 | 337 | 159 | 124 | 31 | 14 | 0 | 9 |
| | 24 | 333 | 110 | 170 | 36 | 11 | 0 | 6 |
| | 25 | 224 | 83 | 99 | 23 | 11 | 0 | 8 |
| | 26 | 169 | 67 | 68 | 22 | 8 | 1 | 3 |
| | 27 | 297 | 108 | 134 | 45 | 5 | 0 | 5 |
| | 28 | 287 | 82 | 150 | 39 | 15 | 0 | 1 |
| | 29 | 243 | 95 | 110 | 27 | 6 | 1 | 4 |
| | 30 | 175 | 73 | 65 | 25 | 6 | 1 | 5 |
| | 31 | 192 | 79 | 73 | 27 | 8 | 1 | 4 |
| | 32 | 205 | 79 | 80 | 30 | 12 | 4 | 0 |
| | 33 | 284 | 68 | 160 | 44 | 8 | 0 | 4 |
| | 34 | 273 | 103 | 125 | 33 | 8 | 0 | 4 |
| | 35 | 264 | 81 | 125 | 35 | 16 | 0 | 7 |
| | 36 | 300 | 116 | 134 | 32 | 15 | 0 | 3 |
| | 37 | 197 | 64 | 89 | 33 | 10 | 1 | 0 |
| | 38 | 359 | 135 | 159 | 43 | 16 | 1 | 5 |
| | 39 | 178 | 59 | 88 | 28 | 3 | 0 | 0 |
| | 40 | 185 | 78 | 76 | 18 | 9 | 0 | 4 |
| | 41 | 311 | 112 | 144 | 36 | 13 | 3 | 3 |
| | 42 | 205 | 91 | 62 | 30 | 17 | 0 | 5 |
| | 43 | 229 | 54 | 116 | 47 | 8 | 0 | 4 |
| | 44 | 343 | 113 | 169 | 43 | 12 | 2 | 4 |
| | 45 | 380 | 103 | 208 | 51 | 10 | 3 | 5 |
| | 46 | 147 | 53 | 54 | 26 | 8 | 0 | 6 |
| | 47 | 246 | 90 | 104 | 40 | 9 | 1 | 2 |
| | 48 | 171 | 59 | 85 | 19 | 6 | 0 | 2 |
| | 49 | 193 | 74 | 90 | 20 | 7 | 0 | 2 |
| | 50 | 230 | 85 | 96 | 35 | 8 | 0 | 6 |
| | 51 | 154 | 57 | 76 | 12 | 4 | 2 | 3 |
| | 52 | 294 | 103 | 145 | 30 | 7 | 5 | 4 |
| | 53 | 200 | 92 | 78 | 18 | 9 | 0 | 3 |
| | 54 | 288 | 89 | 136 | 49 | 13 | 0 | 1 |
| | 55 | 210 | 70 | 90 | 38 | 6 | 1 | 5 |
| | 56 | 292 | 110 | 131 | 40 | 7 | 0 | 4 |
| | 57 | 235 | 81 | 112 | 29 | 8 | 1 | 4 |
| | 58 | 332 | 122 | 149 | 44 | 12 | 0 | 5 |
| | 59 | 114 | 52 | 29 | 22 | 3 | 1 | 7 |
| | 60 | 198 | 84 | 83 | 20 | 7 | 0 | 4 |

REPRESENTATIVE IN CONGRESS
25TH DISTRICT
DETAIL

| LEGISLATIVE DISTRICT OR TOWN | ELECTION DISTRICT | TOTAL VOTES | LOUISE M. SLAUGHTER | MARK W. ASSINI | MARK W. ASSINI | LOUISE M. SLAUGHTER | SCATTER | BLANK AND VOID |
|------------------------------------|----------------------|----------------|---------------------------|----------------------|----------------------|---------------------------|---------|----------------------|
| | | | DEM | REP | CON | WOR | | |
| Greece | | | | | | | | |
| | 61 | 219 | 83 | 97 | 22 | 13 | 0 | 4 |
| | 62 | 285 | 114 | 117 | 36 | 13 | 0 | 5 |
| | 63 | 275 | 123 | 100 | 34 | 13 | 1 | 4 |
| | 64 | 197 | 63 | 111 | 11 | 5 | 5 | 2 |
| | 65 | 240 | 111 | 102 | 16 | 2 | 0 | 9 |
| | 66 | 125 | 52 | 53 | 14 | 5 | 1 | 0 |
| | 67 | 235 | 63 | 116 | 39 | 12 | 0 | 5 |
| | 68 | 308 | 92 | 144 | 49 | 8 | 6 | 9 |
| | 69 | 185 | 68 | 88 | 23 | 3 | 0 | 3 |
| | 70 | 615 | 180 | 329 | 73 | 17 | 1 | 15 |
| | 71 | 291 | 103 | 134 | 40 | 10 | 2 | 2 |
| | 72 | 328 | 106 | 153 | 53 | 10 | 0 | 6 |
| | 73 | 138 | 50 | 62 | 21 | 4 | 0 | 1 |
| | 74 | 198 | 89 | 73 | 24 | 7 | 0 | 5 |
| | 75 | 199 | 61 | 107 | 20 | 5 | 3 | 3 |
| | 76 | 216 | 66 | 115 | 26 | 3 | 0 | 6 |
| | 77 | 323 | 122 | 139 | 38 | 17 | 0 | 7 |
| | 78 | 179 | 54 | 93 | 19 | 10 | 0 | 3 |
| | 79 | 416 | 118 | 216 | 61 | 15 | 1 | 5 |
| | 80 | 341 | 103 | 179 | 45 | 10 | 0 | 4 |
| | 81 | 184 | 70 | 90 | 20 | 4 | 0 | 0 |
| | 82 | 207 | 90 | 71 | 29 | 14 | 0 | 3 |
| | 83 | 126 | 55 | 53 | 14 | 3 | 0 | 1 |
| | 84 | 303 | 121 | 137 | 31 | 8 | 0 | 6 |
| | 85 | 312 | 103 | 136 | 51 | 12 | 1 | 9 |
| | 86 | 372 | 134 | 177 | 46 | 9 | 2 | 4 |
| | 87 | 224 | 89 | 93 | 34 | 6 | 0 | 2 |
| | 88 | 248 | 95 | 101 | 42 | 7 | 0 | 3 |
| | 89 | 199 | 63 | 98 | 20 | 10 | 0 | 8 |
| | 90 | 280 | 80 | 145 | 41 | 9 | 0 | 5 |
| | 91 | 454 | 117 | 261 | 52 | 14 | 1 | 9 |
| | 92 | 364 | 144 | 166 | 41 | 8 | 0 | 5 |
| | 93 | 319 | 137 | 131 | 33 | 13 | 0 | 5 |
| | 94 | 269 | 79 | 135 | 36 | 10 | 2 | 7 |
| | 95 | 174 | 78 | 71 | 12 | 8 | 1 | 4 |
| | 96 | 303 | 126 | 137 | 30 | 6 | 0 | 4 |
| | 97 | 476 | 159 | 241 | 66 | 7 | 1 | 2 |
| | 98 | 388 | 131 | 182 | 42 | 27 | 0 | 6 |
| | 99 | 281 | 60 | 164 | 37 | 13 | 0 | 7 |
| | 100 | 371 | 125 | 194 | 35 | 9 | 1 | 7 |
| | 101 | 194 | 62 | 87 | 32 | 10 | 0 | 3 |
| | 102 | 365 | 118 | 183 | 46 | 14 | 0 | 4 |
| | 103 | 333 | 106 | 157 | 56 | 10 | 1 | 3 |
| | 104 | 315 | 127 | 140 | 35 | 9 | 0 | 4 |

REPRESENTATIVE IN CONGRESS
25TH DISTRICT
DETAIL

| LEGISLATIVE DISTRICT OR TOWN | ELECTION DISTRICT | TOTAL VOTES | LOUISE M. SLAUGHTER | MARK W. ASSINI | MARK W. ASSINI | LOUISE M. SLAUGHTER | SCATTER | BLANK AND VOID |
|------------------------------------|----------------------|----------------|---------------------------|----------------------|----------------------|---------------------------|-----------|----------------------|
| | | | DEM | REP | CON | WOR | | |
| Greece | | | | | | | | |
| | 105 | 185 | 54 | 110 | 16 | 3 | 0 | 2 |
| | 106 | 220 | 55 | 118 | 33 | 8 | 0 | 6 |
| | 107 | 175 | 45 | 95 | 28 | 6 | 0 | 1 |
| | 108 | 208 | 84 | 98 | 22 | 2 | 0 | 2 |
| | 109 | 332 | 115 | 147 | 56 | 10 | 1 | 3 |
| | | <u>27,166</u> | <u>9,536</u> | <u>12,569</u> | <u>3,500</u> | <u>1,010</u> | <u>80</u> | <u>471</u> |
| Greece | | | | | | | | |
| Henrietta | | | | | | | | |
| | 1 | 337 | 118 | 162 | 37 | 14 | 0 | 6 |
| | 2 | 265 | 93 | 125 | 32 | 14 | 0 | 1 |
| | 3 | 123 | 65 | 39 | 13 | 6 | 0 | 0 |
| | 4 | 306 | 182 | 85 | 22 | 14 | 0 | 3 |
| | 5 | 280 | 110 | 116 | 33 | 18 | 0 | 3 |
| | 6 | 269 | 106 | 101 | 33 | 26 | 0 | 3 |
| | 7 | 260 | 117 | 84 | 38 | 11 | 0 | 10 |
| | 8 | 253 | 108 | 109 | 16 | 16 | 0 | 4 |
| | 9 | 200 | 96 | 78 | 15 | 9 | 1 | 1 |
| | 10 | 237 | 95 | 95 | 33 | 10 | 0 | 4 |
| | 11 | 243 | 127 | 77 | 25 | 11 | 1 | 2 |
| | 12 | 238 | 100 | 94 | 29 | 11 | 0 | 4 |
| | 13 | 361 | 143 | 155 | 43 | 15 | 1 | 4 |
| | 14 | 201 | 83 | 86 | 24 | 5 | 1 | 2 |
| | 15 | 286 | 134 | 106 | 22 | 15 | 0 | 9 |
| | 16 | 180 | 71 | 74 | 23 | 10 | 0 | 2 |
| | 17 | 329 | 147 | 121 | 42 | 14 | 0 | 5 |
| | 18 | 308 | 148 | 103 | 37 | 13 | 0 | 7 |
| | 19 | 249 | 101 | 103 | 29 | 13 | 0 | 3 |
| | 20 | 372 | 142 | 173 | 40 | 15 | 0 | 2 |
| | 21 | 206 | 101 | 66 | 19 | 17 | 0 | 3 |
| | 22 | 400 | 178 | 156 | 40 | 20 | 0 | 6 |
| | 23 | 218 | 100 | 79 | 22 | 14 | 1 | 2 |
| | 24 | 290 | 125 | 115 | 31 | 13 | 2 | 4 |
| | 25 | 264 | 98 | 116 | 33 | 12 | 0 | 5 |
| | 26 | 549 | 221 | 218 | 71 | 29 | 1 | 9 |
| | 27 | 440 | 169 | 193 | 53 | 14 | 1 | 10 |
| | 28 | 339 | 127 | 155 | 40 | 13 | 1 | 3 |
| | 29 | 657 | 295 | 256 | 68 | 28 | 0 | 10 |
| | 30 | 540 | 265 | 191 | 49 | 20 | 2 | 13 |
| | 31 | 150 | 77 | 45 | 18 | 7 | 0 | 3 |
| | 32 | 381 | 195 | 148 | 26 | 8 | 0 | 4 |
| | 33 | 200 | 80 | 84 | 17 | 14 | 0 | 5 |
| | 34 | 148 | 70 | 55 | 15 | 4 | 0 | 4 |
| | 35 | 339 | 116 | 160 | 44 | 16 | 0 | 3 |
| | | <u>10,418</u> | <u>4,503</u> | <u>4,123</u> | <u>1,132</u> | <u>489</u> | <u>12</u> | <u>159</u> |
| Henrietta | | | | | | | | |

REPRESENTATIVE IN CONGRESS
25TH DISTRICT
DETAIL

| LEGISLATIVE DISTRICT OR TOWN | ELECTION DISTRICT | TOTAL VOTES | LOUISE M. SLAUGHTER | MARK W. ASSINI | MARK W. ASSINI | LOUISE M. SLAUGHTER | SCATTER | BLANK AND VOID |
|------------------------------------|----------------------|----------------|---------------------------|----------------------|----------------------|---------------------------|---------|----------------------|
| | | | DEM | REP | CON | WOR | | |
| Irondequoit | 1 | 353 | 168 | 124 | 32 | 18 | 1 | 10 |
| | 2 | 211 | 96 | 77 | 22 | 10 | 0 | 6 |
| | 3 | 326 | 154 | 112 | 27 | 24 | 0 | 9 |
| | 4 | 245 | 99 | 100 | 25 | 15 | 0 | 6 |
| | 5 | 238 | 123 | 72 | 21 | 19 | 0 | 3 |
| | 6 | 430 | 206 | 155 | 34 | 25 | 0 | 10 |
| | 7 | 405 | 191 | 135 | 51 | 18 | 0 | 10 |
| | 8 | 273 | 99 | 132 | 26 | 14 | 0 | 2 |
| | 9 | 274 | 125 | 104 | 28 | 11 | 0 | 6 |
| | 10 | 323 | 134 | 137 | 31 | 15 | 0 | 6 |
| | 11 | 170 | 80 | 61 | 17 | 7 | 0 | 5 |
| | 12 | 196 | 92 | 67 | 16 | 15 | 0 | 6 |
| | 13 | 351 | 188 | 108 | 28 | 14 | 0 | 13 |
| | 14 | 350 | 140 | 144 | 38 | 25 | 0 | 3 |
| | 15 | 375 | 169 | 162 | 23 | 15 | 0 | 6 |
| | 16 | 507 | 225 | 193 | 51 | 27 | 0 | 11 |
| | 17 | 185 | 85 | 69 | 17 | 7 | 1 | 6 |
| | 18 | 264 | 132 | 97 | 24 | 6 | 0 | 5 |
| | 19 | 274 | 160 | 68 | 19 | 15 | 1 | 11 |
| | 20 | 270 | 122 | 108 | 21 | 15 | 0 | 4 |
| | 21 | 269 | 121 | 90 | 36 | 18 | 0 | 4 |
| | 22 | 303 | 143 | 100 | 35 | 14 | 0 | 11 |
| | 23 | 255 | 129 | 90 | 18 | 12 | 0 | 6 |
| | 24 | 238 | 113 | 86 | 24 | 11 | 0 | 4 |
| | 25 | 255 | 111 | 97 | 26 | 17 | 1 | 3 |
| | 26 | 188 | 112 | 61 | 9 | 3 | 0 | 3 |
| | 27 | 183 | 62 | 80 | 20 | 11 | 1 | 9 |
| | 28 | 235 | 95 | 97 | 28 | 3 | 2 | 10 |
| | 29 | 231 | 111 | 87 | 17 | 10 | 0 | 6 |
| | 30 | 255 | 110 | 107 | 19 | 16 | 0 | 3 |
| | 31 | 377 | 187 | 118 | 35 | 29 | 0 | 8 |
| | 32 | 255 | 119 | 89 | 24 | 19 | 0 | 4 |
| | 33 | 207 | 81 | 92 | 14 | 18 | 0 | 2 |
| | 34 | 408 | 166 | 187 | 34 | 16 | 0 | 5 |
| | 35 | 192 | 99 | 60 | 17 | 13 | 0 | 3 |
| | 36 | 144 | 78 | 47 | 8 | 6 | 0 | 5 |
| | 37 | 216 | 94 | 87 | 20 | 10 | 1 | 4 |
| | 38 | 148 | 80 | 45 | 14 | 6 | 0 | 3 |
| | 39 | 85 | 39 | 27 | 7 | 4 | 0 | 8 |
| | 40 | 169 | 77 | 63 | 14 | 8 | 1 | 6 |
| | 41 | 258 | 124 | 86 | 26 | 14 | 0 | 8 |
| | 42 | 306 | 111 | 147 | 25 | 18 | 0 | 5 |
| | 43 | 210 | 94 | 66 | 26 | 15 | 0 | 9 |
| | 44 | 509 | 223 | 225 | 28 | 24 | 0 | 9 |

REPRESENTATIVE IN CONGRESS
25TH DISTRICT
DETAIL

| LEGISLATIVE DISTRICT OR TOWN | ELECTION DISTRICT | TOTAL VOTES | LOUISE M. SLAUGHTER | MARK W. ASSINI | MARK W. ASSINI | LOUISE M. SLAUGHTER | SCATTER | BLANK AND VOID |
|------------------------------------|----------------------|----------------|---------------------------|----------------------|----------------------|---------------------------|-----------|----------------------|
| | | | DEM | REP | CON | WOR | | |
| Irondequoit | | | | | | | | |
| | 45 | 212 | 104 | 85 | 15 | 6 | 0 | 2 |
| | 46 | 251 | 104 | 114 | 11 | 12 | 0 | 10 |
| | 47 | 102 | 44 | 41 | 7 | 6 | 0 | 4 |
| | 48 | 280 | 119 | 111 | 30 | 17 | 0 | 3 |
| | 49 | 238 | 115 | 84 | 28 | 8 | 1 | 2 |
| | 50 | 155 | 85 | 53 | 7 | 7 | 0 | 3 |
| | 51 | 370 | 173 | 131 | 41 | 19 | 0 | 6 |
| | 52 | 278 | 144 | 86 | 21 | 20 | 0 | 7 |
| | 53 | 216 | 109 | 74 | 16 | 11 | 0 | 6 |
| | 54 | 81 | 43 | 27 | 6 | 2 | 0 | 3 |
| | 55 | 274 | 148 | 84 | 24 | 9 | 0 | 9 |
| | 56 | 235 | 121 | 88 | 12 | 9 | 1 | 4 |
| | 57 | 354 | 162 | 136 | 30 | 15 | 0 | 11 |
| | 58 | 272 | 126 | 93 | 34 | 11 | 0 | 8 |
| | 59 | 240 | 102 | 86 | 32 | 14 | 1 | 5 |
| | 60 | 266 | 120 | 96 | 38 | 10 | 0 | 2 |
| | 61 | 350 | 153 | 142 | 30 | 15 | 1 | 9 |
| | 62 | 290 | 124 | 110 | 27 | 19 | 1 | 9 |
| | 63 | 199 | 89 | 72 | 23 | 10 | 0 | 5 |
| | 64 | 75 | 48 | 21 | 4 | 1 | 0 | 1 |
| | 65 | 164 | 96 | 42 | 11 | 11 | 0 | 4 |
| | 66 | 109 | 70 | 25 | 8 | 3 | 0 | 3 |
| | 67 | 207 | 92 | 80 | 20 | 12 | 0 | 3 |
| | 68 | 233 | 113 | 83 | 17 | 15 | 0 | 5 |
| | | <u>17,367</u> | <u>8,071</u> | <u>6,423</u> | <u>1,567</u> | <u>892</u> | <u>14</u> | <u>400</u> |
| Irondequoit | | | | | | | | |
| Ogden | | | | | | | | |
| | 1 | 274 | 89 | 129 | 43 | 11 | 1 | 1 |
| | 2 | 322 | 89 | 149 | 60 | 19 | 0 | 5 |
| | 3 | 455 | 130 | 239 | 66 | 13 | 0 | 7 |
| | 4 | 319 | 76 | 169 | 58 | 9 | 0 | 7 |
| | 5 | 302 | 82 | 145 | 58 | 13 | 0 | 4 |
| | 6 | 354 | 121 | 177 | 46 | 6 | 0 | 4 |
| | 7 | 223 | 55 | 116 | 35 | 14 | 0 | 3 |
| | 8 | 319 | 85 | 182 | 35 | 12 | 0 | 5 |
| | 9 | 286 | 94 | 127 | 47 | 16 | 0 | 2 |
| | 10 | 298 | 90 | 148 | 47 | 10 | 0 | 3 |
| | 11 | 325 | 74 | 172 | 63 | 8 | 2 | 6 |
| | 12 | 362 | 95 | 195 | 59 | 7 | 0 | 6 |
| | 13 | 270 | 76 | 142 | 40 | 8 | 0 | 4 |
| | 14 | 271 | 65 | 156 | 40 | 8 | 0 | 2 |
| | 15 | 388 | 107 | 214 | 59 | 4 | 0 | 4 |
| | 16 | 205 | 40 | 120 | 40 | 5 | 0 | 0 |
| | 17 | 241 | 67 | 119 | 39 | 10 | 0 | 6 |
| | 18 | 375 | 93 | 201 | 63 | 12 | 0 | 6 |

REPRESENTATIVE IN CONGRESS
25TH DISTRICT
DETAIL

| LEGISLATIVE DISTRICT OR TOWN | ELECTION DISTRICT | TOTAL VOTES | LOUISE M. SLAUGHTER | MARK W. ASSINI | MARK W. ASSINI | LOUISE M. SLAUGHTER | SCATTER | BLANK AND VOID |
|------------------------------------|----------------------|----------------|---------------------------|----------------------|----------------------|---------------------------|---------|----------------------|
| | | | DEM | REP | CON | WOR | | |
| Ogden | 19 | 403 | 115 | 209 | 61 | 11 | 0 | 7 |
| | 20 | 378 | 87 | 204 | 74 | 10 | 0 | 3 |
| Ogden | | 6,370 | 1,730 | 3,313 | 1,033 | 206 | 3 | 85 |
| Parma | 1 | 354 | 80 | 192 | 70 | 11 | 0 | 1 |
| | 2 | 387 | 107 | 194 | 73 | 7 | 0 | 6 |
| | 3 | 285 | 74 | 151 | 47 | 10 | 0 | 3 |
| | 4 | 322 | 72 | 172 | 56 | 14 | 0 | 8 |
| | 5 | 209 | 57 | 100 | 41 | 8 | 0 | 3 |
| | 6 | 144 | 35 | 65 | 38 | 5 | 0 | 1 |
| | 7 | 313 | 72 | 164 | 59 | 12 | 1 | 5 |
| | 8 | 435 | 116 | 235 | 57 | 22 | 0 | 5 |
| | 9 | 350 | 85 | 195 | 56 | 8 | 0 | 6 |
| | 10 | 339 | 65 | 186 | 77 | 8 | 1 | 2 |
| | 11 | 353 | 96 | 181 | 63 | 11 | 0 | 2 |
| | 12 | 305 | 90 | 145 | 46 | 18 | 0 | 6 |
| | 13 | 512 | 137 | 273 | 79 | 14 | 1 | 8 |
| | 14 | 226 | 60 | 110 | 40 | 10 | 0 | 6 |
| | 15 | 321 | 67 | 168 | 61 | 16 | 2 | 7 |
| Parma | | 4,855 | 1,213 | 2,531 | 863 | 174 | 5 | 69 |
| Penfield | 1 | 143 | 62 | 50 | 24 | 5 | 0 | 2 |
| | 2 | 292 | 130 | 114 | 31 | 15 | 0 | 2 |
| | 3 | 253 | 79 | 116 | 37 | 16 | 0 | 5 |
| | 4 | 413 | 110 | 209 | 76 | 12 | 1 | 5 |
| | 5 | 346 | 136 | 138 | 39 | 23 | 1 | 9 |
| | 6 | 270 | 87 | 135 | 36 | 6 | 2 | 4 |
| | 7 | 322 | 129 | 129 | 36 | 24 | 0 | 4 |
| | 8 | 259 | 135 | 91 | 17 | 11 | 0 | 5 |
| | 9 | 404 | 214 | 124 | 35 | 25 | 1 | 5 |
| | 10 | 242 | 117 | 90 | 19 | 14 | 0 | 2 |
| | 11 | 199 | 74 | 93 | 18 | 7 | 0 | 7 |
| | 12 | 341 | 148 | 138 | 34 | 16 | 0 | 5 |
| | 13 | 325 | 155 | 113 | 36 | 13 | 0 | 8 |
| | 14 | 420 | 107 | 227 | 61 | 18 | 0 | 7 |
| | 15 | 427 | 170 | 189 | 49 | 13 | 0 | 6 |
| | 16 | 176 | 84 | 72 | 8 | 9 | 1 | 2 |
| | 17 | 345 | 147 | 140 | 35 | 17 | 0 | 6 |
| | 18 | 269 | 112 | 117 | 24 | 15 | 0 | 1 |
| | 19 | 485 | 215 | 202 | 42 | 16 | 1 | 9 |
| | 20 | 393 | 162 | 152 | 58 | 18 | 0 | 3 |
| | 21 | 345 | 152 | 131 | 36 | 20 | 1 | 5 |
| | 22 | 300 | 149 | 104 | 32 | 13 | 0 | 2 |
| | 23 | 419 | 177 | 178 | 41 | 18 | 1 | 4 |

REPRESENTATIVE IN CONGRESS
25TH DISTRICT
DETAIL

| LEGISLATIVE DISTRICT OR TOWN | ELECTION DISTRICT | TOTAL VOTES | LOUISE M. SLAUGHTER | MARK W. ASSINI | MARK W. ASSINI | LOUISE M. SLAUGHTER | SCATTER | BLANK AND VOID |
|------------------------------------|----------------------|----------------|---------------------------|----------------------|----------------------|---------------------------|---------|----------------------|
| | | | DEM | REP | CON | WOR | | |
| Penfield | | | | | | | | |
| | 24 | 430 | 143 | 212 | 43 | 24 | 2 | 6 |
| | 25 | 261 | 100 | 118 | 25 | 12 | 0 | 6 |
| | 26 | 204 | 81 | 92 | 18 | 9 | 0 | 4 |
| | 27 | 353 | 159 | 140 | 38 | 13 | 0 | 3 |
| | 28 | 244 | 109 | 87 | 32 | 12 | 0 | 4 |
| | 29 | 409 | 180 | 147 | 51 | 22 | 0 | 9 |
| | 30 | 538 | 186 | 267 | 62 | 16 | 0 | 7 |
| | 31 | 187 | 95 | 67 | 11 | 9 | 0 | 5 |
| | 32 | 204 | 94 | 83 | 13 | 11 | 0 | 3 |
| | 33 | 314 | 121 | 134 | 36 | 18 | 1 | 4 |
| | 34 | 274 | 107 | 126 | 28 | 10 | 0 | 3 |
| | 35 | 486 | 216 | 213 | 37 | 12 | 1 | 7 |
| | 36 | 303 | 120 | 135 | 25 | 21 | 0 | 2 |
| | 37 | 583 | 188 | 321 | 52 | 9 | 0 | 13 |
| | 38 | 231 | 80 | 125 | 19 | 4 | 0 | 3 |
| | 39 | 234 | 83 | 107 | 31 | 12 | 0 | 1 |
| | 40 | 372 | 140 | 187 | 28 | 11 | 0 | 6 |
| | 41 | 391 | 117 | 214 | 42 | 11 | 0 | 7 |
| | 42 | 280 | 87 | 147 | 27 | 14 | 0 | 5 |
| Penfield | | 13,686 | 5,457 | 5,974 | 1,442 | 594 | 13 | 206 |
| Perinton | | | | | | | | |
| | 1 | 493 | 187 | 227 | 56 | 16 | 0 | 7 |
| | 2 | 381 | 160 | 154 | 44 | 17 | 0 | 6 |
| | 3 | 304 | 131 | 129 | 26 | 11 | 0 | 7 |
| | 4 | 270 | 116 | 110 | 21 | 17 | 0 | 6 |
| | 5 | 174 | 63 | 71 | 19 | 13 | 0 | 8 |
| | 6 | 298 | 149 | 107 | 20 | 16 | 1 | 5 |
| | 7 | 391 | 176 | 150 | 43 | 14 | 0 | 8 |
| | 8 | 331 | 142 | 141 | 34 | 12 | 0 | 2 |
| | 9 | 450 | 169 | 213 | 46 | 12 | 0 | 10 |
| | 10 | 355 | 165 | 128 | 41 | 14 | 0 | 7 |
| | 11 | 240 | 109 | 90 | 23 | 15 | 0 | 3 |
| | 12 | 322 | 134 | 140 | 33 | 10 | 0 | 5 |
| | 13 | 301 | 107 | 164 | 23 | 5 | 0 | 2 |
| | 14 | 325 | 144 | 132 | 28 | 15 | 0 | 6 |
| | 15 | 311 | 139 | 133 | 22 | 14 | 0 | 3 |
| | 16 | 279 | 131 | 110 | 27 | 6 | 0 | 5 |
| | 17 | 319 | 145 | 124 | 23 | 19 | 0 | 8 |
| | 18 | 345 | 147 | 137 | 39 | 9 | 0 | 13 |
| | 19 | 308 | 114 | 132 | 36 | 19 | 0 | 7 |
| | 20 | 327 | 154 | 125 | 37 | 8 | 0 | 3 |
| | 21 | 410 | 170 | 169 | 43 | 25 | 0 | 3 |
| | 22 | 243 | 99 | 110 | 25 | 8 | 0 | 1 |
| | 23 | 459 | 176 | 214 | 46 | 18 | 0 | 5 |

REPRESENTATIVE IN CONGRESS
25TH DISTRICT
DETAIL

| LEGISLATIVE DISTRICT OR TOWN | ELECTION DISTRICT | TOTAL VOTES | LOUISE M. SLAUGHTER | MARK W. ASSINI | MARK W. ASSINI | LOUISE M. SLAUGHTER | SCATTER | BLANK AND VOID |
|------------------------------------|----------------------|----------------|---------------------------|----------------------|----------------------|---------------------------|---------|----------------------|
| | | | DEM | REP | CON | WOR | | |
| Perinton | 24 | 493 | 193 | 242 | 30 | 9 | 0 | 19 |
| | 25 | 238 | 110 | 86 | 18 | 18 | 0 | 6 |
| | 26 | 355 | 142 | 152 | 40 | 15 | 1 | 5 |
| | 27 | 279 | 111 | 121 | 31 | 12 | 0 | 4 |
| | 28 | 291 | 106 | 137 | 28 | 14 | 0 | 6 |
| | 29 | 210 | 107 | 74 | 15 | 13 | 0 | 1 |
| | 30 | 316 | 122 | 146 | 26 | 15 | 1 | 6 |
| | 31 | 396 | 152 | 196 | 37 | 9 | 0 | 2 |
| | 32 | 282 | 134 | 106 | 26 | 11 | 0 | 5 |
| | 33 | 357 | 142 | 157 | 35 | 17 | 0 | 6 |
| | 34 | 370 | 135 | 178 | 41 | 10 | 0 | 6 |
| | 35 | 265 | 106 | 115 | 31 | 9 | 0 | 4 |
| | 36 | 177 | 79 | 65 | 15 | 13 | 0 | 5 |
| | 37 | 339 | 146 | 144 | 35 | 13 | 0 | 1 |
| | 38 | 410 | 190 | 159 | 37 | 16 | 0 | 8 |
| | 39 | 380 | 145 | 175 | 44 | 6 | 2 | 8 |
| | 40 | 236 | 91 | 105 | 26 | 10 | 1 | 3 |
| | 41 | 231 | 102 | 91 | 28 | 6 | 0 | 4 |
| | 42 | 301 | 135 | 122 | 27 | 11 | 1 | 5 |
| | 43 | 578 | 223 | 283 | 48 | 15 | 0 | 9 |
| | 44 | 314 | 131 | 130 | 35 | 12 | 0 | 6 |
| | 45 | 508 | 187 | 260 | 42 | 13 | 0 | 6 |
| | 46 | 185 | 73 | 78 | 21 | 12 | 0 | 1 |
| | 47 | 350 | 119 | 177 | 44 | 6 | 0 | 4 |
| | 48 | 278 | 131 | 112 | 25 | 7 | 0 | 3 |
| | 49 | 305 | 116 | 131 | 48 | 6 | 0 | 4 |
| | 50 | 110 | 66 | 24 | 7 | 10 | 1 | 2 |
| | 51 | 400 | 119 | 222 | 42 | 11 | 0 | 6 |
| | 52 | 320 | 142 | 141 | 23 | 8 | 0 | 6 |
| | 53 | 274 | 127 | 113 | 25 | 6 | 0 | 3 |
| | 54 | 552 | 189 | 297 | 44 | 10 | 0 | 12 |
| | 55 | 340 | 130 | 171 | 24 | 9 | 0 | 6 |
| | 56 | 421 | 145 | 211 | 47 | 10 | 0 | 8 |
| Perinton | | 18,497 | 7,573 | 8,131 | 1,800 | 675 | 8 | 310 |
| Pittsford | 1 | 260 | 113 | 103 | 18 | 21 | 1 | 4 |
| | 2 | 305 | 162 | 89 | 34 | 15 | 0 | 5 |
| | 3 | 480 | 221 | 209 | 27 | 13 | 0 | 10 |
| | 4 | 417 | 185 | 180 | 32 | 16 | 0 | 4 |
| | 5 | 250 | 130 | 76 | 17 | 20 | 0 | 7 |
| | 6 | 217 | 141 | 52 | 10 | 12 | 0 | 2 |
| | 7 | 143 | 74 | 49 | 15 | 5 | 0 | 0 |
| | 8 | 328 | 128 | 164 | 21 | 10 | 0 | 5 |
| | 9 | 388 | 165 | 171 | 25 | 16 | 0 | 11 |

REPRESENTATIVE IN CONGRESS
25TH DISTRICT
DETAIL

| LEGISLATIVE DISTRICT OR TOWN | ELECTION DISTRICT | TOTAL VOTES | LOUISE M. SLAUGHTER | MARK W. ASSINI | MARK W. ASSINI | LOUISE M. SLAUGHTER | SCATTER | BLANK AND VOID |
|------------------------------------|----------------------|----------------|---------------------------|----------------------|----------------------|---------------------------|---------|----------------------|
| | | | DEM | REP | CON | WOR | | |
| Pittsford | | | | | | | | |
| | 10 | 378 | 155 | 174 | 36 | 11 | 0 | 2 |
| | 11 | 288 | 123 | 126 | 23 | 13 | 0 | 3 |
| | 12 | 331 | 141 | 159 | 20 | 4 | 0 | 7 |
| | 13 | 233 | 114 | 85 | 20 | 12 | 0 | 2 |
| | 14 | 423 | 195 | 172 | 35 | 18 | 0 | 3 |
| | 15 | 210 | 107 | 76 | 14 | 10 | 0 | 3 |
| | 16 | 254 | 115 | 100 | 22 | 10 | 1 | 6 |
| | 17 | 417 | 215 | 137 | 35 | 20 | 1 | 9 |
| | 18 | 264 | 117 | 115 | 16 | 13 | 0 | 3 |
| | 19 | 210 | 83 | 85 | 35 | 6 | 0 | 1 |
| | 20 | 344 | 172 | 131 | 21 | 13 | 0 | 7 |
| | 21 | 335 | 168 | 124 | 33 | 8 | 0 | 2 |
| | 22 | 423 | 220 | 153 | 34 | 12 | 0 | 4 |
| | 23 | 283 | 108 | 133 | 33 | 6 | 0 | 3 |
| | 24 | 409 | 183 | 186 | 26 | 6 | 0 | 8 |
| | 25 | 416 | 193 | 175 | 34 | 7 | 0 | 7 |
| | 26 | 331 | 130 | 137 | 43 | 14 | 0 | 7 |
| | 27 | 305 | 148 | 108 | 35 | 13 | 0 | 1 |
| | 28 | 290 | 138 | 132 | 9 | 8 | 0 | 3 |
| | 29 | 333 | 131 | 153 | 30 | 15 | 0 | 4 |
| | 30 | 291 | 126 | 134 | 16 | 10 | 0 | 5 |
| | 31 | 376 | 161 | 164 | 34 | 9 | 0 | 8 |
| | 32 | 354 | 175 | 155 | 14 | 6 | 0 | 4 |
| | 33 | 413 | 140 | 214 | 39 | 15 | 0 | 5 |
| | 34 | 429 | 164 | 225 | 23 | 14 | 0 | 3 |
| Pittsford | | 11,128 | 5,041 | 4,646 | 879 | 401 | 3 | 158 |
| Riga | | | | | | | | |
| | 1 | 490 | 129 | 264 | 69 | 20 | 0 | 8 |
| | 2 | 407 | 86 | 242 | 66 | 10 | 0 | 3 |
| | 3 | 248 | 97 | 105 | 35 | 5 | 0 | 6 |
| | 4 | 328 | 87 | 177 | 45 | 14 | 0 | 5 |
| | 5 | 326 | 75 | 192 | 45 | 10 | 0 | 4 |
| | 6 | 294 | 54 | 161 | 68 | 7 | 0 | 4 |
| Riga | | 2,093 | 528 | 1,141 | 328 | 66 | 0 | 30 |
| Sweden | | | | | | | | |
| | 1 | 303 | 117 | 134 | 33 | 15 | 0 | 4 |
| | 2 | 120 | 50 | 41 | 12 | 15 | 1 | 1 |
| | 3 | 312 | 123 | 124 | 33 | 24 | 1 | 7 |
| | 4 | 369 | 140 | 163 | 38 | 16 | 1 | 11 |
| | 5 | 74 | 34 | 27 | 5 | 4 | 1 | 3 |
| | 6 | 274 | 108 | 112 | 34 | 15 | 0 | 5 |
| | 7 | 337 | 134 | 136 | 43 | 20 | 0 | 4 |
| | 8 | 282 | 76 | 149 | 43 | 11 | 0 | 3 |
| | 9 | 225 | 69 | 108 | 29 | 14 | 0 | 5 |

REPRESENTATIVE IN CONGRESS
25TH DISTRICT
DETAIL

| LEGISLATIVE DISTRICT OR TOWN | ELECTION DISTRICT | TOTAL VOTES | LOUISE M. SLAUGHTER | MARK W. ASSINI | MARK W. ASSINI | LOUISE M. SLAUGHTER | SCATTER | BLANK AND VOID |
|------------------------------------|----------------------|----------------|---------------------------|----------------------|----------------------|---------------------------|---------|----------------------|
| | | | DEM | REP | CON | WOR | | |
| Sweden | 10 | 438 | 106 | 219 | 82 | 14 | 5 | 12 |
| | 11 | 97 | 37 | 37 | 11 | 5 | 0 | 7 |
| | 12 | 257 | 57 | 133 | 53 | 12 | 1 | 1 |
| Sweden | | 3,088 | 1,051 | 1,383 | 416 | 165 | 10 | 63 |
| Webster | 1 | 323 | 121 | 135 | 39 | 23 | 1 | 4 |
| | 2 | 328 | 137 | 124 | 40 | 21 | 1 | 5 |
| | 3 | 389 | 163 | 166 | 40 | 13 | 2 | 5 |
| | 4 | 142 | 50 | 64 | 17 | 11 | 0 | 0 |
| | 5 | 335 | 134 | 130 | 46 | 20 | 0 | 5 |
| | 6 | 262 | 113 | 118 | 26 | 5 | 0 | 0 |
| | 7 | 353 | 121 | 168 | 40 | 19 | 1 | 4 |
| | 8 | 298 | 100 | 125 | 41 | 26 | 0 | 6 |
| | 9 | 331 | 105 | 160 | 44 | 16 | 1 | 5 |
| | 10 | 592 | 162 | 303 | 93 | 29 | 0 | 5 |
| | 11 | 319 | 92 | 167 | 46 | 12 | 0 | 2 |
| | 12 | 399 | 143 | 185 | 43 | 17 | 0 | 11 |
| | 13 | 288 | 93 | 147 | 38 | 7 | 0 | 3 |
| | 14 | 312 | 125 | 133 | 36 | 13 | 0 | 5 |
| | 15 | 260 | 102 | 123 | 23 | 11 | 0 | 1 |
| | 16 | 373 | 140 | 170 | 45 | 15 | 0 | 3 |
| | 17 | 307 | 94 | 157 | 40 | 11 | 0 | 5 |
| | 18 | 211 | 74 | 99 | 19 | 7 | 0 | 12 |
| | 19 | 490 | 161 | 256 | 54 | 9 | 2 | 8 |
| | 20 | 439 | 123 | 234 | 58 | 20 | 0 | 4 |
| | 21 | 355 | 106 | 185 | 43 | 19 | 0 | 2 |
| | 22 | 326 | 104 | 154 | 44 | 16 | 1 | 7 |
| | 23 | 300 | 110 | 132 | 40 | 13 | 0 | 5 |
| | 24 | 696 | 241 | 315 | 107 | 20 | 0 | 13 |
| | 25 | 271 | 123 | 104 | 35 | 7 | 0 | 2 |
| | 26 | 296 | 103 | 127 | 46 | 12 | 0 | 8 |
| | 27 | 352 | 128 | 170 | 41 | 9 | 0 | 4 |
| | 28 | 275 | 76 | 140 | 43 | 9 | 1 | 6 |
| | 29 | 230 | 99 | 101 | 20 | 4 | 0 | 6 |
| | 30 | 197 | 82 | 76 | 17 | 14 | 0 | 8 |
| | 31 | 373 | 138 | 163 | 49 | 18 | 0 | 5 |
| | 32 | 436 | 119 | 226 | 69 | 17 | 0 | 5 |
| | 33 | 349 | 129 | 163 | 43 | 10 | 1 | 3 |
| | 34 | 176 | 60 | 91 | 21 | 3 | 0 | 1 |
| | 35 | 229 | 79 | 93 | 45 | 10 | 0 | 2 |
| | 36 | 278 | 89 | 147 | 35 | 4 | 0 | 3 |
| | 37 | 520 | 182 | 251 | 51 | 32 | 0 | 4 |
| | 38 | 366 | 170 | 142 | 32 | 18 | 0 | 4 |
| | 39 | 332 | 133 | 149 | 30 | 15 | 0 | 5 |

REPRESENTATIVE IN CONGRESS
25TH DISTRICT
DETAIL

| LEGISLATIVE DISTRICT OR TOWN | ELECTION DISTRICT | TOTAL VOTES | LOUISE M. SLAUGHTER | MARK W. ASSINI | MARK W. ASSINI | LOUISE M. SLAUGHTER | SCATTER | BLANK AND VOID |
|------------------------------------|----------------------|----------------|---------------------------|----------------------|----------------------|---------------------------|------------|----------------------|
| | | | DEM | REP | CON | WOR | | |
| Webster | | | | | | | | |
| | 40 | 496 | 205 | 223 | 45 | 11 | 0 | 12 |
| | 41 | 395 | 123 | 215 | 43 | 11 | 2 | 1 |
| | 42 | 326 | 119 | 140 | 56 | 7 | 0 | 4 |
| | 43 | 241 | 85 | 116 | 25 | 11 | 0 | 4 |
| Webster | | <u>14,566</u> | <u>5,156</u> | <u>6,787</u> | <u>1,808</u> | <u>595</u> | <u>13</u> | <u>207</u> |
| TOWNS | | <u>161,285</u> | <u>63,269</u> | <u>70,218</u> | <u>18,194</u> | <u>6,800</u> | <u>195</u> | <u>2,609</u> |
| GRAND TOTAL: | | <u>196,516</u> | <u>87,264</u> | <u>75,990</u> | <u>19,942</u> | <u>9,539</u> | <u>236</u> | <u>3,545</u> |

REPRESENTATIVE IN CONGRESS
27TH DISTRICT
DETAIL

| LEGISLATIVE DISTRICT OR TOWN | ELECTION DISTRICT | TOTAL VOTES | JAMES D. O'DONNELL | CHRIS COLLINS | CHRIS COLLINS | JAMES D. O'DONNELL | CHRIS COLLINS | SCATTER | BLANK AND VOID |
|------------------------------------|----------------------|----------------|--------------------------|------------------|------------------|--------------------------|------------------|---------|----------------------|
| | | | DEM | REP | CON | WOR | IND | | |
| Clarkson | 2 | 54 | 9 | 27 | 15 | 0 | 1 | 0 | 2 |
| Clarkson | | 54 | 9 | 27 | 15 | 0 | 1 | 0 | 2 |
| Hamlin | 1 | 235 | 53 | 126 | 28 | 12 | 9 | 0 | 7 |
| | 2 | 315 | 53 | 185 | 51 | 4 | 13 | 0 | 9 |
| | 3 | 274 | 46 | 140 | 52 | 12 | 8 | 1 | 15 |
| | 4 | 232 | 42 | 120 | 45 | 6 | 8 | 0 | 11 |
| | 5 | 253 | 43 | 135 | 44 | 11 | 5 | 0 | 15 |
| | 6 | 205 | 56 | 95 | 36 | 6 | 4 | 1 | 7 |
| | 7 | 380 | 63 | 215 | 47 | 19 | 9 | 0 | 27 |
| | 8 | 179 | 38 | 96 | 25 | 9 | 6 | 0 | 5 |
| | 9 | 180 | 24 | 114 | 17 | 4 | 9 | 0 | 12 |
| | 10 | 331 | 67 | 182 | 47 | 8 | 6 | 1 | 20 |
| Hamlin | | 2,584 | 485 | 1,408 | 392 | 91 | 77 | 3 | 128 |
| Mendon | 1 | 519 | 150 | 242 | 70 | 15 | 22 | 1 | 19 |
| | 2 | 388 | 120 | 168 | 33 | 22 | 18 | 0 | 27 |
| | 3 | 462 | 130 | 245 | 54 | 11 | 9 | 0 | 13 |
| | 4 | 359 | 117 | 142 | 36 | 16 | 14 | 1 | 33 |
| | 5 | 457 | 131 | 214 | 57 | 18 | 22 | 1 | 14 |
| | 6 | 430 | 130 | 216 | 48 | 13 | 8 | 1 | 14 |
| | 7 | 475 | 129 | 252 | 53 | 6 | 17 | 0 | 18 |
| | 8 | 177 | 57 | 74 | 24 | 9 | 6 | 1 | 6 |
| | 9 | 356 | 100 | 185 | 36 | 11 | 12 | 0 | 12 |
| Mendon | | 3,623 | 1,064 | 1,738 | 411 | 121 | 128 | 5 | 156 |
| Rush | 1 | 441 | 131 | 220 | 47 | 13 | 9 | 0 | 21 |
| | 2 | 296 | 66 | 156 | 27 | 14 | 10 | 0 | 23 |
| | 3 | 418 | 139 | 181 | 47 | 20 | 14 | 0 | 17 |
| | 4 | 411 | 109 | 208 | 54 | 17 | 11 | 0 | 12 |
| Rush | | 1,566 | 445 | 765 | 175 | 64 | 44 | 0 | 73 |
| Wheatland | 1 | 305 | 96 | 147 | 30 | 14 | 6 | 0 | 12 |
| | 2 | 320 | 79 | 163 | 40 | 6 | 13 | 0 | 19 |
| | 3 | 352 | 115 | 154 | 36 | 30 | 8 | 0 | 9 |
| | 4 | 283 | 59 | 144 | 45 | 12 | 10 | 1 | 12 |
| | 5 | 387 | 74 | 214 | 63 | 10 | 13 | 1 | 12 |
| Wheatland | | 1,647 | 423 | 822 | 214 | 72 | 50 | 2 | 64 |
| GRAND TOTAL: | | 9,474 | 2,426 | 4,760 | 1,207 | 348 | 300 | 10 | 423 |

STATE SENATOR
54TH DISTRICT
DETAIL

| LEGISLATIVE DISTRICT OR TOWN | ELECTION DISTRICT | TOTAL VOTES | MICHAEL F. NOZZOLIO | MICHAEL F. NOZZOLIO | MICHAEL F. NOZZOLIO | SCATTER | BLANK AND VOID |
|------------------------------------|----------------------|----------------|---------------------------|---------------------------|---------------------------|-----------|----------------------|
| | | | REP | CON | IND | | |
| Webster | | | | | | | |
| | 1 | 323 | 171 | 42 | 40 | 3 | 67 |
| | 2 | 328 | 165 | 46 | 40 | 2 | 75 |
| | 3 | 389 | 214 | 37 | 49 | 1 | 88 |
| | 4 | 142 | 86 | 17 | 12 | 0 | 27 |
| | 5 | 335 | 175 | 48 | 41 | 0 | 71 |
| | 6 | 262 | 157 | 29 | 25 | 0 | 51 |
| | 7 | 353 | 199 | 45 | 32 | 1 | 76 |
| | 8 | 297 | 166 | 41 | 32 | 1 | 57 |
| | 9 | 331 | 189 | 44 | 40 | 1 | 57 |
| | 10 | 592 | 358 | 97 | 46 | 4 | 87 |
| | 11 | 319 | 193 | 45 | 35 | 2 | 44 |
| | 12 | 399 | 229 | 54 | 43 | 1 | 72 |
| | 13 | 288 | 163 | 37 | 32 | 0 | 56 |
| | 14 | 311 | 171 | 42 | 32 | 1 | 65 |
| | 15 | 260 | 155 | 28 | 27 | 1 | 49 |
| | 16 | 373 | 220 | 46 | 31 | 1 | 75 |
| | 17 | 307 | 191 | 45 | 28 | 1 | 42 |
| | 18 | 211 | 119 | 24 | 28 | 1 | 39 |
| | 19 | 489 | 307 | 54 | 46 | 3 | 79 |
| | 20 | 439 | 268 | 64 | 47 | 1 | 59 |
| | 21 | 355 | 213 | 46 | 38 | 5 | 53 |
| | 22 | 325 | 186 | 50 | 32 | 2 | 55 |
| | 23 | 300 | 173 | 34 | 34 | 2 | 57 |
| | 24 | 696 | 386 | 98 | 81 | 2 | 129 |
| | 25 | 271 | 142 | 36 | 21 | 0 | 72 |
| | 26 | 296 | 155 | 52 | 26 | 2 | 61 |
| | 27 | 352 | 208 | 44 | 31 | 4 | 65 |
| | 28 | 275 | 161 | 39 | 28 | 2 | 45 |
| | 29 | 230 | 131 | 19 | 27 | 0 | 53 |
| | 30 | 197 | 99 | 21 | 19 | 1 | 57 |
| | 31 | 373 | 191 | 59 | 37 | 3 | 83 |
| | 32 | 436 | 272 | 70 | 25 | 0 | 69 |
| | 33 | 349 | 208 | 42 | 27 | 2 | 70 |
| | 34 | 176 | 110 | 27 | 19 | 0 | 20 |
| | 35 | 229 | 130 | 43 | 27 | 0 | 29 |
| | 36 | 278 | 168 | 31 | 33 | 0 | 46 |
| | 37 | 520 | 309 | 53 | 84 | 2 | 72 |
| | 38 | 366 | 194 | 33 | 44 | 1 | 94 |
| | 39 | 332 | 182 | 33 | 34 | 0 | 83 |
| | 40 | 496 | 299 | 58 | 47 | 1 | 91 |
| | 41 | 395 | 243 | 46 | 36 | 2 | 68 |
| | 42 | 326 | 172 | 50 | 38 | 3 | 63 |
| | 43 | 241 | 141 | 32 | 28 | 1 | 39 |
| GRAND TOTAL: | | <u>14,562</u> | <u>8,369</u> | <u>1,901</u> | <u>1,522</u> | <u>60</u> | <u>2,710</u> |

STATE SENATOR
55TH DISTRICT
SUMMARY

| LEGISLATIVE DISTRICT OR TOWN | TOTAL VOTES | TED O'BRIEN | RICH FUNKE | RICH FUNKE | TED O'BRIEN | RICH FUNKE | RICH FUNKE | SCATTER | BLANK AND VOID |
|------------------------------------|----------------|----------------|---------------|---------------|----------------|---------------|---------------|---------|----------------------|
| | | DEM | REP | CON | WOR | IND | SCC | | |
| Leg. Dist. 16 | 8 | 3 | 2 | 1 | 1 | 1 | 0 | 0 | 0 |
| Leg. Dist. 21 | 4,813 | 2,873 | 1,037 | 225 | 385 | 115 | 40 | 8 | 130 |
| Leg. Dist. 22 | 1,074 | 814 | 123 | 24 | 39 | 15 | 6 | 2 | 51 |
| Leg. Dist. 23 | 5,854 | 3,230 | 1,411 | 303 | 529 | 167 | 65 | 16 | 133 |
| Leg. Dist. 24 | 1,669 | 937 | 334 | 47 | 248 | 47 | 17 | 3 | 36 |
| Leg. Dist. 29 | 2,208 | 1,323 | 525 | 98 | 97 | 63 | 15 | 0 | 87 |
| CITY | 15,626 | 9,180 | 3,432 | 698 | 1,299 | 408 | 143 | 29 | 437 |
| East Rochester | 1,659 | 537 | 798 | 154 | 63 | 55 | 22 | 2 | 28 |
| Irondequoit | 17,346 | 6,398 | 7,787 | 1,462 | 688 | 541 | 200 | 14 | 256 |
| Mendon | 3,620 | 1,032 | 1,847 | 423 | 110 | 119 | 54 | 4 | 31 |
| Penfield | 13,683 | 4,427 | 6,767 | 1,316 | 478 | 381 | 155 | 13 | 146 |
| Perinton | 18,475 | 5,850 | 9,551 | 1,659 | 514 | 494 | 170 | 11 | 226 |
| Pittsford | 11,117 | 4,296 | 5,212 | 795 | 344 | 245 | 104 | 4 | 117 |
| Rush | 1,565 | 410 | 828 | 182 | 71 | 42 | 21 | 0 | 11 |
| TOWNS | 67,465 | 22,950 | 32,790 | 5,991 | 2,268 | 1,877 | 726 | 48 | 815 |
| GRAND TOTAL: | 83,091 | 32,130 | 36,222 | 6,689 | 3,567 | 2,285 | 869 | 77 | 1,252 |

STATE SENATOR
55TH DISTRICT
DETAIL

| LEGISLATIVE DISTRICT OR TOWN | ELECTION DISTRICT | TOTAL VOTES | TED O'BRIEN | RICH FUNKE | RICH FUNKE | TED O'BRIEN | RICH FUNKE | RICH FUNKE | SCATTER | BLANK AND VOID |
|------------------------------------|----------------------|----------------|----------------|---------------|---------------|----------------|---------------|---------------|---------|----------------------|
| | | | DEM | REP | CON | WOR | IND | SCC | | |
| Leg. Dist. 16 | | | | | | | | | | |
| | 1 | 8 | 3 | 2 | 1 | 1 | 1 | 0 | 0 | 0 |
| Leg. Dist. 16 | | 8 | 3 | 2 | 1 | 1 | 1 | 0 | 0 | 0 |
| Leg. Dist. 21 | | | | | | | | | | |
| | 1 | 227 | 115 | 60 | 10 | 27 | 5 | 1 | 3 | 6 |
| | 2 | 192 | 100 | 55 | 10 | 18 | 5 | 1 | 0 | 3 |
| | 3 | 119 | 66 | 30 | 13 | 3 | 5 | 1 | 0 | 1 |
| | 4 | 108 | 74 | 24 | 2 | 3 | 3 | 0 | 1 | 1 |
| | 5 | 123 | 57 | 28 | 9 | 18 | 5 | 2 | 0 | 4 |
| | 6 | 199 | 114 | 49 | 3 | 16 | 4 | 1 | 1 | 11 |
| | 7 | 351 | 207 | 90 | 13 | 21 | 9 | 2 | 0 | 9 |
| | 8 | 85 | 57 | 14 | 4 | 8 | 1 | 0 | 0 | 1 |
| | 9 | 224 | 132 | 53 | 12 | 14 | 4 | 1 | 0 | 8 |
| | 10 | 318 | 192 | 85 | 13 | 17 | 2 | 0 | 0 | 9 |
| | 11 | 182 | 124 | 30 | 9 | 8 | 2 | 1 | 0 | 8 |
| | 12 | 426 | 224 | 99 | 24 | 46 | 14 | 9 | 1 | 9 |
| | 13 | 144 | 84 | 12 | 7 | 36 | 3 | 1 | 0 | 1 |
| | 14 | 77 | 41 | 21 | 4 | 6 | 3 | 1 | 0 | 1 |
| | 15 | 276 | 175 | 53 | 15 | 19 | 7 | 1 | 0 | 6 |
| | 16 | 82 | 44 | 22 | 4 | 6 | 2 | 1 | 0 | 3 |
| | 17 | 186 | 114 | 33 | 10 | 17 | 4 | 0 | 0 | 8 |
| | 18 | 151 | 111 | 19 | 6 | 7 | 3 | 0 | 0 | 5 |
| | 19 | 73 | 47 | 11 | 3 | 8 | 2 | 1 | 1 | 0 |
| | 20 | 116 | 57 | 37 | 7 | 7 | 5 | 2 | 0 | 1 |
| | 21 | 156 | 116 | 20 | 6 | 10 | 0 | 2 | 0 | 2 |
| | 22 | 174 | 129 | 20 | 7 | 8 | 4 | 1 | 0 | 5 |
| | 23 | 172 | 95 | 38 | 13 | 15 | 3 | 2 | 0 | 6 |
| | 24 | 309 | 145 | 94 | 16 | 29 | 13 | 6 | 0 | 6 |
| | 25 | 173 | 126 | 17 | 3 | 7 | 5 | 3 | 1 | 11 |
| | 26 | 66 | 45 | 10 | 2 | 6 | 0 | 0 | 0 | 3 |
| | 27 | 104 | 82 | 13 | 0 | 5 | 2 | 0 | 0 | 2 |
| Leg. Dist. 21 | | 4,813 | 2,873 | 1,037 | 225 | 385 | 115 | 40 | 8 | 130 |
| Leg. Dist. 22 | | | | | | | | | | |
| | 1 | 163 | 108 | 36 | 3 | 4 | 3 | 0 | 0 | 9 |
| | 8 | 121 | 92 | 10 | 5 | 8 | 1 | 2 | 0 | 3 |
| | 11 | 141 | 106 | 17 | 0 | 9 | 3 | 0 | 2 | 4 |
| | 12 | 81 | 62 | 7 | 2 | 1 | 1 | 0 | 0 | 8 |
| | 17 | 46 | 35 | 7 | 3 | 0 | 0 | 0 | 0 | 1 |
| | 20 | 130 | 105 | 12 | 2 | 2 | 1 | 0 | 0 | 8 |
| | 22 | 116 | 89 | 14 | 2 | 5 | 0 | 1 | 0 | 5 |
| | 23 | 91 | 78 | 3 | 2 | 1 | 0 | 1 | 0 | 6 |
| | 24 | 53 | 35 | 9 | 1 | 4 | 2 | 0 | 0 | 2 |
| | 27 | 132 | 104 | 8 | 4 | 5 | 4 | 2 | 0 | 5 |
| Leg. Dist. 22 | | 1,074 | 814 | 123 | 24 | 39 | 15 | 6 | 2 | 51 |

STATE SENATOR
55TH DISTRICT
DETAIL

| LEGISLATIVE DISTRICT OR TOWN | ELECTION DISTRICT | TOTAL VOTES | TED O'BRIEN | RICH FUNKE | RICH FUNKE | TED O'BRIEN | RICH FUNKE | RICH FUNKE | SCATTER | BLANK AND VOID |
|------------------------------------|----------------------|----------------|----------------|---------------|---------------|----------------|---------------|---------------|---------|----------------------|
| | | | DEM | REP | CON | WOR | IND | SCC | | |
| Leg. Dist. 23 | | | | | | | | | | |
| | 1 | 116 | 70 | 32 | 2 | 8 | 2 | 0 | 0 | 2 |
| | 2 | 167 | 91 | 33 | 6 | 20 | 6 | 2 | 2 | 7 |
| | 3 | 134 | 67 | 27 | 6 | 24 | 4 | 1 | 0 | 5 |
| | 4 | 316 | 192 | 60 | 19 | 32 | 7 | 1 | 2 | 3 |
| | 5 | 84 | 52 | 14 | 2 | 9 | 3 | 2 | 0 | 2 |
| | 6 | 115 | 66 | 23 | 5 | 10 | 4 | 3 | 0 | 4 |
| | 7 | 215 | 112 | 42 | 11 | 30 | 7 | 4 | 1 | 8 |
| | 8 | 186 | 106 | 36 | 9 | 17 | 9 | 3 | 1 | 5 |
| | 9 | 156 | 102 | 29 | 7 | 13 | 1 | 2 | 0 | 2 |
| | 10 | 163 | 98 | 32 | 8 | 17 | 2 | 1 | 0 | 5 |
| | 11 | 216 | 133 | 37 | 6 | 30 | 2 | 2 | 1 | 5 |
| | 12 | 308 | 190 | 73 | 11 | 23 | 4 | 3 | 0 | 4 |
| | 13 | 207 | 104 | 67 | 12 | 9 | 5 | 2 | 2 | 6 |
| | 14 | 173 | 93 | 37 | 7 | 22 | 3 | 3 | 0 | 8 |
| | 15 | 121 | 67 | 23 | 9 | 12 | 2 | 1 | 3 | 4 |
| | 16 | 118 | 60 | 29 | 10 | 9 | 8 | 0 | 1 | 1 |
| | 17 | 286 | 147 | 73 | 12 | 30 | 7 | 5 | 0 | 12 |
| | 18 | 478 | 225 | 148 | 41 | 32 | 19 | 3 | 0 | 10 |
| | 19 | 255 | 105 | 91 | 16 | 22 | 13 | 5 | 0 | 3 |
| | 20 | 276 | 171 | 47 | 11 | 25 | 11 | 3 | 0 | 8 |
| | 21 | 234 | 131 | 67 | 11 | 17 | 3 | 2 | 1 | 2 |
| | 22 | 221 | 120 | 60 | 11 | 19 | 7 | 1 | 1 | 2 |
| | 23 | 136 | 89 | 22 | 3 | 11 | 4 | 1 | 1 | 5 |
| | 24 | 244 | 130 | 78 | 10 | 12 | 7 | 2 | 0 | 5 |
| | 25 | 357 | 199 | 79 | 24 | 30 | 9 | 7 | 0 | 9 |
| | 26 | 386 | 221 | 103 | 17 | 28 | 10 | 5 | 0 | 2 |
| | 27 | 186 | 89 | 49 | 17 | 18 | 8 | 1 | 0 | 4 |
| Leg. Dist. 23 | | 5,854 | 3,230 | 1,411 | 303 | 529 | 167 | 65 | 16 | 133 |
| Leg. Dist. 24 | | | | | | | | | | |
| | 4 | 266 | 150 | 63 | 6 | 32 | 7 | 3 | 0 | 5 |
| | 10 | 292 | 168 | 36 | 9 | 57 | 9 | 6 | 0 | 7 |
| | 13 | 250 | 143 | 42 | 8 | 43 | 9 | 0 | 1 | 4 |
| | 14 | 233 | 131 | 46 | 3 | 37 | 5 | 4 | 1 | 6 |
| | 15/21 | 231 | 118 | 48 | 12 | 31 | 10 | 2 | 0 | 10 |
| | 16 | 196 | 106 | 50 | 4 | 30 | 3 | 1 | 0 | 2 |
| | 18 | 201 | 121 | 49 | 5 | 18 | 4 | 1 | 1 | 2 |
| Leg. Dist. 24 | | 1,669 | 937 | 334 | 47 | 248 | 47 | 17 | 3 | 36 |
| Leg. Dist. 29 | | | | | | | | | | |
| | 4 | 125 | 72 | 32 | 7 | 6 | 1 | 0 | 0 | 7 |
| | 5 | 171 | 104 | 41 | 7 | 5 | 5 | 0 | 0 | 9 |
| | 6 | 104 | 66 | 26 | 3 | 3 | 1 | 0 | 0 | 5 |
| | 8 | 41 | 28 | 8 | 2 | 2 | 0 | 0 | 0 | 1 |
| | 9 | 262 | 146 | 69 | 7 | 12 | 16 | 3 | 0 | 9 |
| | 11 | 175 | 92 | 49 | 16 | 6 | 3 | 1 | 0 | 8 |
| | 12 | 185 | 113 | 37 | 9 | 11 | 5 | 3 | 0 | 7 |

STATE SENATOR
55TH DISTRICT
DETAIL

| LEGISLATIVE DISTRICT OR TOWN | ELECTION DISTRICT | TOTAL VOTES | TED O'BRIEN | RICH FUNKE | RICH FUNKE | TED O'BRIEN | RICH FUNKE | RICH FUNKE | SCATTER | BLANK AND VOID |
|------------------------------------|----------------------|----------------|----------------|---------------|---------------|----------------|---------------|---------------|----------|----------------------|
| | | | DEM | REP | CON | WOR | IND | SCC | | |
| Leg. Dist. 29 | | | | | | | | | | |
| | 14 | 69 | 43 | 12 | 4 | 5 | 1 | 1 | 0 | 3 |
| | 18 | 239 | 108 | 76 | 20 | 16 | 8 | 2 | 0 | 9 |
| | 19 | 99 | 66 | 20 | 3 | 5 | 0 | 1 | 0 | 4 |
| | 21 | 199 | 103 | 54 | 10 | 17 | 9 | 3 | 0 | 3 |
| | 22 | 127 | 99 | 15 | 0 | 3 | 2 | 0 | 0 | 8 |
| | 23 | 183 | 139 | 31 | 1 | 2 | 4 | 0 | 0 | 6 |
| | 24 | 229 | 144 | 55 | 9 | 4 | 8 | 1 | 0 | 8 |
| | | <u>2,208</u> | <u>1,323</u> | <u>525</u> | <u>98</u> | <u>97</u> | <u>63</u> | <u>15</u> | <u>0</u> | <u>87</u> |
| CITY | | 15,626 | 9,180 | 3,432 | 698 | 1,299 | 408 | 143 | 29 | 437 |
| East Rochester | | | | | | | | | | |
| | 1 | 287 | 96 | 149 | 27 | 6 | 6 | 0 | 0 | 3 |
| | 2 | 247 | 73 | 121 | 23 | 11 | 6 | 4 | 0 | 9 |
| | 3 | 254 | 77 | 124 | 30 | 8 | 10 | 2 | 0 | 3 |
| | 4 | 201 | 66 | 95 | 13 | 9 | 12 | 4 | 0 | 2 |
| | 5 | 184 | 57 | 91 | 15 | 13 | 4 | 3 | 0 | 1 |
| | 6 | 258 | 101 | 109 | 21 | 6 | 13 | 3 | 0 | 5 |
| | 7 | 228 | 67 | 109 | 25 | 10 | 4 | 6 | 2 | 5 |
| | | <u>1,659</u> | <u>537</u> | <u>798</u> | <u>154</u> | <u>63</u> | <u>55</u> | <u>22</u> | <u>2</u> | <u>28</u> |
| East Rochester | | | | | | | | | | |
| Irondequoit | | | | | | | | | | |
| | 1 | 351 | 132 | 155 | 32 | 11 | 11 | 4 | 0 | 6 |
| | 2 | 211 | 78 | 92 | 21 | 10 | 7 | 1 | 0 | 2 |
| | 3 | 326 | 113 | 145 | 28 | 21 | 13 | 3 | 0 | 3 |
| | 4 | 245 | 72 | 124 | 24 | 6 | 11 | 4 | 0 | 4 |
| | 5 | 238 | 99 | 92 | 16 | 16 | 8 | 3 | 0 | 4 |
| | 6 | 427 | 184 | 162 | 33 | 18 | 20 | 3 | 0 | 7 |
| | 7 | 404 | 148 | 175 | 42 | 13 | 17 | 3 | 0 | 6 |
| | 8 | 273 | 72 | 152 | 27 | 11 | 7 | 1 | 0 | 3 |
| | 9 | 274 | 88 | 140 | 22 | 5 | 8 | 5 | 0 | 6 |
| | 10 | 323 | 117 | 161 | 27 | 7 | 7 | 3 | 0 | 1 |
| | 11 | 170 | 65 | 75 | 13 | 7 | 7 | 2 | 0 | 1 |
| | 12 | 196 | 84 | 72 | 15 | 12 | 9 | 2 | 0 | 2 |
| | 13 | 351 | 155 | 133 | 27 | 11 | 6 | 10 | 1 | 8 |
| | 14 | 350 | 106 | 173 | 41 | 14 | 8 | 4 | 0 | 4 |
| | 15 | 375 | 120 | 193 | 29 | 13 | 12 | 2 | 1 | 5 |
| | 16 | 507 | 178 | 228 | 49 | 19 | 16 | 13 | 0 | 4 |
| | 17 | 185 | 69 | 82 | 18 | 8 | 3 | 2 | 0 | 3 |
| | 18 | 264 | 108 | 119 | 21 | 7 | 5 | 2 | 0 | 2 |
| | 19 | 273 | 133 | 88 | 20 | 16 | 5 | 2 | 2 | 7 |
| | 20 | 270 | 98 | 132 | 14 | 12 | 10 | 2 | 1 | 1 |
| | 21 | 269 | 95 | 108 | 35 | 18 | 10 | 3 | 0 | 0 |
| | 22 | 303 | 114 | 125 | 29 | 15 | 9 | 9 | 0 | 2 |
| | 23 | 255 | 110 | 102 | 17 | 11 | 6 | 3 | 0 | 6 |
| | 24 | 237 | 88 | 104 | 21 | 11 | 7 | 2 | 0 | 4 |
| | 25 | 255 | 91 | 115 | 23 | 14 | 4 | 5 | 0 | 3 |

STATE SENATOR
55TH DISTRICT
DETAIL

| LEGISLATIVE DISTRICT OR TOWN | ELECTION DISTRICT | TOTAL VOTES | TED O'BRIEN | RICH FUNKE | RICH FUNKE | TED O'BRIEN | RICH FUNKE | RICH FUNKE | SCATTER | BLANK AND VOID |
|------------------------------------|----------------------|----------------|----------------|---------------|---------------|----------------|---------------|---------------|---------|----------------------|
| | | | DEM | REP | CON | WOR | IND | SCC | | |
| Irondequoit | 26 | 188 | 82 | 75 | 10 | 5 | 6 | 3 | 0 | 7 |
| | 27 | 183 | 54 | 88 | 17 | 12 | 8 | 3 | 0 | 1 |
| | 28 | 234 | 60 | 132 | 25 | 5 | 3 | 4 | 0 | 5 |
| | 29 | 231 | 92 | 98 | 19 | 11 | 8 | 3 | 0 | 0 |
| | 30 | 255 | 80 | 129 | 20 | 9 | 11 | 1 | 0 | 5 |
| | 31 | 377 | 147 | 149 | 35 | 24 | 10 | 3 | 0 | 9 |
| | 32 | 255 | 83 | 126 | 24 | 12 | 5 | 3 | 0 | 2 |
| | 33 | 207 | 71 | 98 | 15 | 10 | 8 | 3 | 0 | 2 |
| | 34 | 407 | 144 | 205 | 36 | 12 | 5 | 1 | 0 | 4 |
| | 35 | 192 | 78 | 75 | 13 | 12 | 6 | 3 | 2 | 3 |
| | 36 | 141 | 65 | 56 | 9 | 4 | 3 | 1 | 0 | 3 |
| | 37 | 216 | 78 | 101 | 14 | 7 | 9 | 3 | 1 | 3 |
| | 38 | 148 | 68 | 60 | 10 | 4 | 3 | 3 | 0 | 0 |
| | 39 | 85 | 36 | 36 | 7 | 2 | 3 | 0 | 0 | 1 |
| | 40 | 168 | 58 | 75 | 12 | 7 | 8 | 3 | 1 | 4 |
| | 41 | 257 | 106 | 96 | 24 | 13 | 4 | 2 | 0 | 12 |
| | 42 | 306 | 86 | 162 | 21 | 16 | 14 | 4 | 0 | 3 |
| | 43 | 210 | 85 | 76 | 23 | 16 | 5 | 0 | 0 | 5 |
| | 44 | 509 | 168 | 267 | 23 | 14 | 20 | 6 | 2 | 9 |
| | 45 | 212 | 86 | 94 | 14 | 3 | 8 | 2 | 0 | 5 |
| | 46 | 251 | 69 | 143 | 14 | 10 | 6 | 5 | 0 | 4 |
| | 47 | 101 | 33 | 53 | 8 | 4 | 1 | 0 | 0 | 2 |
| | 48 | 280 | 90 | 137 | 28 | 12 | 6 | 2 | 1 | 4 |
| | 49 | 238 | 77 | 112 | 23 | 5 | 18 | 3 | 0 | 0 |
| | 50 | 155 | 64 | 70 | 7 | 4 | 7 | 0 | 0 | 3 |
| | 51 | 370 | 133 | 161 | 39 | 13 | 16 | 5 | 1 | 2 |
| | 52 | 278 | 102 | 124 | 16 | 15 | 14 | 3 | 0 | 4 |
| | 53 | 216 | 89 | 91 | 17 | 5 | 6 | 3 | 0 | 5 |
| | 54 | 81 | 35 | 31 | 5 | 1 | 3 | 1 | 0 | 5 |
| | 55 | 271 | 119 | 102 | 23 | 9 | 8 | 4 | 0 | 6 |
| | 56 | 235 | 92 | 117 | 12 | 6 | 5 | 1 | 0 | 2 |
| | 57 | 354 | 125 | 175 | 30 | 10 | 9 | 1 | 1 | 3 |
| | 58 | 272 | 100 | 112 | 32 | 12 | 6 | 5 | 0 | 5 |
| | 59 | 240 | 82 | 108 | 31 | 7 | 7 | 3 | 0 | 2 |
| | 60 | 266 | 85 | 127 | 32 | 7 | 9 | 1 | 0 | 5 |
| | 61 | 348 | 143 | 142 | 31 | 11 | 9 | 4 | 0 | 8 |
| | 62 | 290 | 104 | 125 | 29 | 15 | 10 | 5 | 0 | 2 |
| | 63 | 199 | 64 | 92 | 16 | 10 | 10 | 3 | 0 | 4 |
| | 64 | 75 | 40 | 26 | 2 | 3 | 3 | 0 | 0 | 1 |
| | 65 | 164 | 75 | 63 | 12 | 8 | 4 | 0 | 0 | 2 |
| | 66 | 109 | 61 | 35 | 5 | 0 | 2 | 2 | 0 | 4 |
| | 67 | 207 | 68 | 99 | 21 | 10 | 3 | 2 | 0 | 4 |
| | 68 | 233 | 104 | 97 | 14 | 7 | 6 | 3 | 0 | 2 |
| Irondequoit | | 17,346 | 6,398 | 7,787 | 1,462 | 688 | 541 | 200 | 14 | 256 |

STATE SENATOR
55TH DISTRICT
DETAIL

| LEGISLATIVE DISTRICT OR TOWN | ELECTION DISTRICT | TOTAL VOTES | TED O'BRIEN | RICH FUNKE | RICH FUNKE | TED O'BRIEN | RICH FUNKE | RICH FUNKE | SCATTER | BLANK AND VOID |
|------------------------------------|----------------------|----------------|----------------|---------------|---------------|----------------|---------------|---------------|---------|----------------------|
| | | | DEM | REP | CON | WOR | IND | SCC | | |
| Mendon | | | | | | | | | | |
| | 1 | 518 | 145 | 252 | 71 | 17 | 18 | 12 | 0 | 3 |
| | 2 | 387 | 119 | 181 | 38 | 23 | 18 | 3 | 0 | 5 |
| | 3 | 462 | 130 | 250 | 57 | 11 | 6 | 5 | 0 | 3 |
| | 4 | 359 | 127 | 154 | 38 | 13 | 16 | 4 | 2 | 5 |
| | 5 | 457 | 119 | 230 | 64 | 11 | 19 | 10 | 1 | 3 |
| | 6 | 430 | 128 | 227 | 38 | 13 | 10 | 11 | 1 | 2 |
| | 7 | 475 | 116 | 274 | 54 | 6 | 12 | 6 | 0 | 7 |
| | 8 | 177 | 58 | 79 | 25 | 6 | 8 | 1 | 0 | 0 |
| | 9 | 355 | 90 | 200 | 38 | 10 | 12 | 2 | 0 | 3 |
| Mendon | | 3,620 | 1,032 | 1,847 | 423 | 110 | 119 | 54 | 4 | 31 |
| Penfield | | | | | | | | | | |
| | 1 | 143 | 54 | 59 | 21 | 3 | 4 | 1 | 0 | 1 |
| | 2 | 292 | 100 | 130 | 29 | 16 | 6 | 4 | 0 | 7 |
| | 3 | 253 | 61 | 130 | 34 | 14 | 9 | 3 | 0 | 2 |
| | 4 | 413 | 81 | 231 | 70 | 6 | 13 | 7 | 1 | 4 |
| | 5 | 346 | 122 | 151 | 33 | 19 | 12 | 5 | 1 | 3 |
| | 6 | 269 | 70 | 150 | 32 | 5 | 5 | 2 | 1 | 4 |
| | 7 | 322 | 111 | 146 | 34 | 22 | 5 | 3 | 1 | 0 |
| | 8 | 259 | 88 | 132 | 14 | 8 | 10 | 2 | 0 | 5 |
| | 9 | 404 | 190 | 147 | 31 | 18 | 13 | 3 | 0 | 2 |
| | 10 | 242 | 87 | 119 | 14 | 9 | 11 | 1 | 0 | 1 |
| | 11 | 199 | 62 | 105 | 17 | 5 | 3 | 3 | 0 | 4 |
| | 12 | 340 | 126 | 148 | 35 | 16 | 9 | 4 | 0 | 2 |
| | 13 | 325 | 107 | 152 | 33 | 9 | 12 | 2 | 0 | 10 |
| | 14 | 420 | 82 | 242 | 54 | 18 | 10 | 3 | 0 | 11 |
| | 15 | 427 | 146 | 204 | 42 | 15 | 11 | 3 | 0 | 6 |
| | 16 | 176 | 59 | 89 | 9 | 10 | 4 | 4 | 0 | 1 |
| | 17 | 345 | 114 | 163 | 33 | 17 | 6 | 7 | 0 | 5 |
| | 18 | 269 | 87 | 135 | 22 | 13 | 6 | 4 | 0 | 2 |
| | 19 | 485 | 195 | 215 | 39 | 13 | 14 | 5 | 0 | 4 |
| | 20 | 393 | 131 | 187 | 46 | 13 | 12 | 3 | 0 | 1 |
| | 21 | 345 | 135 | 140 | 29 | 19 | 9 | 5 | 2 | 6 |
| | 22 | 300 | 119 | 124 | 30 | 14 | 7 | 3 | 0 | 3 |
| | 23 | 419 | 145 | 198 | 38 | 16 | 13 | 3 | 2 | 4 |
| | 24 | 430 | 107 | 233 | 47 | 15 | 17 | 7 | 0 | 4 |
| | 25 | 261 | 71 | 145 | 26 | 5 | 8 | 4 | 0 | 2 |
| | 26 | 204 | 61 | 111 | 16 | 7 | 6 | 1 | 0 | 2 |
| | 27 | 353 | 130 | 156 | 28 | 10 | 16 | 7 | 0 | 6 |
| | 28 | 244 | 86 | 110 | 27 | 7 | 10 | 4 | 0 | 0 |
| | 29 | 409 | 144 | 171 | 48 | 19 | 14 | 6 | 1 | 6 |
| | 30 | 538 | 157 | 283 | 61 | 12 | 12 | 8 | 0 | 5 |
| | 31 | 187 | 84 | 80 | 12 | 7 | 2 | 1 | 0 | 1 |
| | 32 | 204 | 82 | 90 | 14 | 6 | 10 | 2 | 0 | 0 |
| | 33 | 313 | 100 | 151 | 34 | 14 | 6 | 4 | 1 | 3 |
| | 34 | 274 | 88 | 145 | 23 | 7 | 6 | 1 | 0 | 4 |

STATE SENATOR
55TH DISTRICT
DETAIL

| LEGISLATIVE DISTRICT OR TOWN | ELECTION DISTRICT | TOTAL VOTES | TED | RICH | RICH | TED | RICH | RICH | SCATTER | BLANK AND VOID |
|------------------------------------|----------------------|----------------|----------------|--------------|--------------|----------------|--------------|--------------|-----------|----------------------|
| | | | O'BRIEN DEM | FUNKE REP | FUNKE CON | O'BRIEN WOR | FUNKE IND | FUNKE SCC | | |
| Penfield | | | | | | | | | | |
| | 35 | 486 | 188 | 232 | 38 | 9 | 12 | 5 | 0 | 2 |
| | 36 | 303 | 102 | 152 | 21 | 15 | 7 | 3 | 2 | 1 |
| | 37 | 583 | 145 | 359 | 42 | 7 | 18 | 6 | 0 | 6 |
| | 38 | 231 | 68 | 132 | 22 | 4 | 1 | 1 | 0 | 3 |
| | 39 | 234 | 68 | 115 | 30 | 10 | 7 | 1 | 0 | 3 |
| | 40 | 372 | 110 | 211 | 24 | 10 | 8 | 7 | 0 | 2 |
| | 41 | 391 | 92 | 236 | 39 | 5 | 8 | 7 | 1 | 3 |
| | 42 | 280 | 72 | 158 | 25 | 11 | 9 | 0 | 0 | 5 |
| | | <u>13,683</u> | <u>4,427</u> | <u>6,767</u> | <u>1,316</u> | <u>478</u> | <u>381</u> | <u>155</u> | <u>13</u> | <u>146</u> |
| Penfield | | | | | | | | | | |
| Perinton | 1 | 493 | 162 | 246 | 51 | 12 | 9 | 8 | 0 | 5 |
| | 2 | 381 | 131 | 173 | 39 | 13 | 14 | 6 | 0 | 5 |
| | 3 | 303 | 101 | 154 | 24 | 9 | 12 | 0 | 0 | 3 |
| | 4 | 269 | 85 | 140 | 20 | 8 | 9 | 1 | 0 | 6 |
| | 5 | 173 | 52 | 84 | 17 | 10 | 6 | 0 | 0 | 4 |
| | 6 | 296 | 114 | 127 | 22 | 16 | 6 | 6 | 0 | 5 |
| | 7 | 390 | 153 | 169 | 35 | 14 | 14 | 1 | 0 | 4 |
| | 8 | 331 | 109 | 173 | 31 | 5 | 8 | 2 | 1 | 2 |
| | 9 | 449 | 125 | 246 | 43 | 4 | 16 | 8 | 0 | 7 |
| | 10 | 354 | 114 | 174 | 39 | 11 | 8 | 3 | 0 | 5 |
| | 11 | 240 | 85 | 107 | 27 | 10 | 6 | 2 | 0 | 3 |
| | 12 | 322 | 113 | 159 | 24 | 11 | 9 | 3 | 0 | 3 |
| | 13 | 301 | 87 | 182 | 18 | 3 | 7 | 2 | 0 | 2 |
| | 14 | 325 | 102 | 162 | 29 | 14 | 13 | 3 | 0 | 2 |
| | 15 | 311 | 115 | 160 | 21 | 5 | 5 | 3 | 0 | 2 |
| | 16 | 279 | 98 | 138 | 25 | 3 | 7 | 3 | 1 | 4 |
| | 17 | 319 | 128 | 138 | 23 | 18 | 6 | 4 | 1 | 1 |
| | 18 | 344 | 108 | 176 | 33 | 10 | 11 | 3 | 0 | 3 |
| | 19 | 308 | 67 | 168 | 35 | 15 | 13 | 2 | 0 | 8 |
| | 20 | 327 | 118 | 150 | 36 | 10 | 10 | 0 | 0 | 3 |
| | 21 | 410 | 121 | 208 | 40 | 19 | 13 | 4 | 0 | 5 |
| | 22 | 243 | 71 | 136 | 18 | 4 | 7 | 3 | 0 | 4 |
| | 23 | 459 | 141 | 241 | 41 | 16 | 11 | 6 | 0 | 3 |
| | 24 | 491 | 155 | 274 | 35 | 6 | 10 | 0 | 0 | 11 |
| | 25 | 238 | 99 | 103 | 10 | 13 | 6 | 1 | 0 | 6 |
| | 26 | 353 | 108 | 167 | 37 | 12 | 13 | 8 | 1 | 7 |
| | 27 | 279 | 90 | 142 | 25 | 7 | 9 | 4 | 0 | 2 |
| | 28 | 291 | 81 | 148 | 30 | 15 | 5 | 3 | 1 | 8 |
| | 29 | 209 | 80 | 100 | 11 | 10 | 3 | 3 | 1 | 1 |
| | 30 | 315 | 89 | 160 | 32 | 14 | 12 | 2 | 0 | 6 |
| | 31 | 396 | 117 | 221 | 32 | 9 | 12 | 1 | 1 | 3 |
| | 32 | 281 | 96 | 137 | 27 | 7 | 7 | 2 | 0 | 5 |
| | 33 | 357 | 117 | 180 | 32 | 13 | 8 | 2 | 1 | 4 |
| | 34 | 370 | 96 | 217 | 38 | 6 | 5 | 2 | 0 | 6 |
| | 35 | 265 | 94 | 127 | 26 | 9 | 2 | 3 | 0 | 4 |

STATE SENATOR
55TH DISTRICT
DETAIL

| LEGISLATIVE DISTRICT OR TOWN | ELECTION DISTRICT | TOTAL VOTES | TED O'BRIEN | RICH FUNKE | RICH FUNKE | TED O'BRIEN | RICH FUNKE | RICH FUNKE | SCATTER | BLANK AND VOID |
|------------------------------------|----------------------|----------------|----------------|---------------|---------------|----------------|---------------|---------------|---------|----------------------|
| | | | DEM | REP | CON | WOR | IND | SCC | | |
| Perinton | | | | | | | | | | |
| | 36 | 177 | 59 | 85 | 14 | 12 | 2 | 2 | 0 | 3 |
| | 37 | 339 | 115 | 168 | 32 | 8 | 9 | 4 | 0 | 3 |
| | 38 | 407 | 129 | 194 | 34 | 12 | 19 | 6 | 0 | 13 |
| | 39 | 380 | 119 | 201 | 44 | 3 | 7 | 1 | 1 | 4 |
| | 40 | 236 | 68 | 122 | 26 | 10 | 7 | 0 | 0 | 3 |
| | 41 | 231 | 83 | 108 | 26 | 3 | 8 | 0 | 0 | 3 |
| | 42 | 301 | 99 | 148 | 26 | 6 | 15 | 3 | 0 | 4 |
| | 43 | 578 | 163 | 335 | 44 | 12 | 13 | 7 | 0 | 4 |
| | 44 | 313 | 102 | 148 | 32 | 7 | 18 | 3 | 0 | 3 |
| | 45 | 507 | 144 | 290 | 42 | 14 | 11 | 3 | 0 | 3 |
| | 46 | 185 | 58 | 93 | 17 | 10 | 6 | 0 | 0 | 1 |
| | 47 | 350 | 82 | 208 | 39 | 7 | 3 | 6 | 1 | 4 |
| | 48 | 278 | 98 | 137 | 27 | 2 | 8 | 5 | 0 | 1 |
| | 49 | 305 | 98 | 151 | 39 | 4 | 7 | 2 | 0 | 4 |
| | 50 | 110 | 56 | 31 | 6 | 4 | 8 | 1 | 1 | 3 |
| | 51 | 399 | 77 | 264 | 36 | 5 | 6 | 8 | 0 | 3 |
| | 52 | 320 | 109 | 166 | 24 | 4 | 6 | 6 | 0 | 5 |
| | 53 | 274 | 104 | 131 | 22 | 5 | 7 | 1 | 0 | 4 |
| | 54 | 552 | 148 | 337 | 41 | 11 | 6 | 5 | 0 | 4 |
| | 55 | 340 | 115 | 186 | 19 | 9 | 9 | 0 | 0 | 2 |
| | 56 | 421 | 102 | 261 | 43 | 5 | 7 | 3 | 0 | 0 |
| | | 18,475 | 5,850 | 9,551 | 1,659 | 514 | 494 | 170 | 11 | 226 |
| Perinton | | | | | | | | | | |
| Pittsford | | | | | | | | | | |
| | 1 | 260 | 102 | 105 | 18 | 16 | 10 | 5 | 1 | 3 |
| | 2 | 305 | 144 | 100 | 32 | 11 | 15 | 1 | 0 | 2 |
| | 3 | 480 | 196 | 228 | 25 | 13 | 4 | 5 | 1 | 8 |
| | 4 | 417 | 173 | 192 | 28 | 11 | 8 | 3 | 0 | 2 |
| | 5 | 249 | 119 | 84 | 14 | 19 | 5 | 2 | 0 | 6 |
| | 6 | 217 | 109 | 76 | 11 | 8 | 8 | 1 | 0 | 4 |
| | 7 | 143 | 68 | 54 | 9 | 9 | 3 | 0 | 0 | 0 |
| | 8 | 328 | 108 | 179 | 21 | 8 | 3 | 2 | 0 | 7 |
| | 9 | 386 | 144 | 191 | 20 | 13 | 7 | 6 | 0 | 5 |
| | 10 | 378 | 131 | 192 | 30 | 10 | 9 | 3 | 0 | 3 |
| | 11 | 288 | 107 | 140 | 21 | 13 | 4 | 3 | 0 | 0 |
| | 12 | 331 | 112 | 182 | 15 | 3 | 11 | 4 | 0 | 4 |
| | 13 | 232 | 102 | 89 | 17 | 12 | 6 | 3 | 0 | 3 |
| | 14 | 422 | 159 | 209 | 32 | 14 | 3 | 3 | 0 | 2 |
| | 15 | 210 | 84 | 94 | 9 | 8 | 10 | 4 | 0 | 1 |
| | 16 | 254 | 94 | 120 | 19 | 10 | 7 | 1 | 0 | 3 |
| | 17 | 417 | 178 | 154 | 35 | 23 | 15 | 7 | 1 | 4 |
| | 18 | 264 | 103 | 129 | 15 | 10 | 5 | 1 | 0 | 1 |
| | 19 | 210 | 59 | 104 | 34 | 3 | 7 | 2 | 0 | 1 |
| | 20 | 344 | 150 | 148 | 19 | 12 | 8 | 4 | 0 | 3 |
| | 21 | 335 | 151 | 139 | 28 | 9 | 4 | 3 | 0 | 1 |
| | 22 | 423 | 183 | 187 | 27 | 14 | 5 | 2 | 0 | 5 |

STATE SENATOR
55TH DISTRICT
DETAIL

| LEGISLATIVE DISTRICT OR TOWN | ELECTION DISTRICT | TOTAL VOTES | TED O'BRIEN | RICH FUNKE | RICH FUNKE | TED O'BRIEN | RICH FUNKE | RICH FUNKE | SCATTER | BLANK AND VOID |
|------------------------------------|----------------------|----------------|----------------|---------------|---------------|----------------|---------------|---------------|---------|----------------------|
| | | | DEM | REP | CON | WOR | IND | SCC | | |
| Pittsford | | | | | | | | | | |
| | 23 | 282 | 93 | 143 | 29 | 8 | 6 | 2 | 0 | 1 |
| | 24 | 408 | 152 | 212 | 26 | 6 | 2 | 1 | 1 | 8 |
| | 25 | 416 | 162 | 197 | 33 | 6 | 6 | 3 | 0 | 9 |
| | 26 | 330 | 108 | 152 | 38 | 9 | 10 | 8 | 0 | 5 |
| | 27 | 305 | 131 | 118 | 32 | 10 | 9 | 4 | 0 | 1 |
| | 28 | 289 | 116 | 147 | 11 | 7 | 5 | 1 | 0 | 2 |
| | 29 | 333 | 96 | 178 | 29 | 11 | 12 | 3 | 0 | 4 |
| | 30 | 290 | 115 | 143 | 16 | 8 | 5 | 0 | 0 | 3 |
| | 31 | 376 | 136 | 181 | 30 | 6 | 16 | 2 | 0 | 5 |
| | 32 | 354 | 143 | 176 | 14 | 5 | 6 | 4 | 0 | 6 |
| | 33 | 412 | 126 | 227 | 36 | 10 | 3 | 6 | 0 | 4 |
| | 34 | 429 | 142 | 242 | 22 | 9 | 8 | 5 | 0 | 1 |
| Pittsford | | 11,117 | 4,296 | 5,212 | 795 | 344 | 245 | 104 | 4 | 117 |
| Rush | | | | | | | | | | |
| | 1 | 441 | 120 | 248 | 45 | 15 | 5 | 4 | 0 | 4 |
| | 2 | 295 | 70 | 159 | 33 | 12 | 12 | 5 | 0 | 4 |
| | 3 | 418 | 127 | 196 | 48 | 23 | 13 | 8 | 0 | 3 |
| | 4 | 411 | 93 | 225 | 56 | 21 | 12 | 4 | 0 | 0 |
| Rush | | 1,565 | 410 | 828 | 182 | 71 | 42 | 21 | 0 | 11 |
| TOWNS | | 67,465 | 22,950 | 32,790 | 5,991 | 2,268 | 1,877 | 726 | 48 | 815 |
| GRAND TOTAL: | | 83,091 | 32,130 | 36,222 | 6,689 | 3,567 | 2,285 | 869 | 77 | 1,252 |

STATE SENATOR
56TH DISTRICT
SUMMARY

| LEGISLATIVE DISTRICT OR TOWN | TOTAL VOTES | JOSEPH E. ROBACH | JOSEPH E. ROBACH | JOSEPH E. ROBACH | SCATTER | BLANK AND VOID |
|------------------------------------|----------------|------------------------|------------------------|------------------------|---------|----------------------|
| | | REP | CON | IND | | |
| Leg. Dist. 07 | 539 | 267 | 61 | 65 | 5 | 141 |
| Leg. Dist. 22 | 1,516 | 339 | 79 | 127 | 6 | 965 |
| Leg. Dist. 23 | 243 | 63 | 12 | 49 | 10 | 109 |
| Leg. Dist. 24 | 522 | 118 | 21 | 121 | 13 | 249 |
| Leg. Dist. 25 | 2,086 | 491 | 93 | 287 | 31 | 1,184 |
| Leg. Dist. 26 | 3,142 | 1,523 | 348 | 416 | 29 | 826 |
| Leg. Dist. 27 | 981 | 329 | 78 | 109 | 4 | 461 |
| Leg. Dist. 28 | 2,544 | 967 | 218 | 331 | 20 | 1,008 |
| Leg. Dist. 29 | 1,352 | 430 | 96 | 147 | 10 | 669 |
| CITY | 12,925 | 4,527 | 1,006 | 1,652 | 128 | 5,612 |
| Brighton | 11,576 | 5,028 | 780 | 1,881 | 117 | 3,770 |
| Clarkson | 1,976 | 1,159 | 353 | 179 | 5 | 280 |
| Gates | 7,842 | 4,529 | 953 | 670 | 35 | 1,655 |
| Greece | 27,141 | 16,458 | 3,764 | 2,391 | 151 | 4,377 |
| Hamlin | 2,581 | 1,656 | 420 | 226 | 7 | 272 |
| Parma | 4,853 | 2,973 | 839 | 371 | 11 | 659 |
| TOWNS | 55,969 | 31,803 | 7,109 | 5,718 | 326 | 11,013 |
| GRAND TOTAL: | 68,894 | 36,330 | 8,115 | 7,370 | 454 | 16,625 |

STATE SENATOR
56TH DISTRICT
DETAIL

| LEGISLATIVE DISTRICT OR TOWN | ELECTION DISTRICT | TOTAL VOTES | JOSEPH E. ROBACH | JOSEPH E. ROBACH | JOSEPH E. ROBACH | SCATTER | BLANK AND VOID |
|------------------------------------|----------------------|----------------|------------------------|------------------------|------------------------|----------|----------------------|
| | | | REP | CON | IND | | |
| Leg. Dist. 07 | | | | | | | |
| | 1 | 327 | 167 | 35 | 46 | 1 | 78 |
| | 2 | <u>212</u> | <u>100</u> | <u>26</u> | <u>19</u> | <u>4</u> | <u>63</u> |
| Leg. Dist. 07 | | 539 | 267 | 61 | 65 | 5 | 141 |
| Leg. Dist. 22 | | | | | | | |
| | 2 | 59 | 11 | 1 | 5 | 0 | 42 |
| | 3 | 102 | 25 | 5 | 4 | 0 | 68 |
| | 4 | 43 | 8 | 2 | 3 | 3 | 27 |
| | 5 | 82 | 11 | 7 | 6 | 0 | 58 |
| | 6 | 111 | 11 | 4 | 3 | 0 | 93 |
| | 7 | 57 | 11 | 7 | 3 | 0 | 36 |
| | 9 | 75 | 18 | 2 | 8 | 0 | 47 |
| | 10 | 94 | 17 | 2 | 12 | 0 | 63 |
| | 13 | 40 | 10 | 0 | 3 | 0 | 27 |
| | 14 | 103 | 28 | 8 | 8 | 0 | 59 |
| | 15 | 137 | 25 | 3 | 7 | 0 | 102 |
| | 16 | 55 | 9 | 1 | 1 | 1 | 43 |
| | 18 | 73 | 12 | 6 | 4 | 0 | 51 |
| | 19 | 77 | 21 | 9 | 5 | 0 | 42 |
| | 21 | 72 | 20 | 5 | 5 | 0 | 42 |
| | 25 | 254 | 81 | 15 | 34 | 2 | 122 |
| | 26 | <u>82</u> | <u>21</u> | <u>2</u> | <u>16</u> | <u>0</u> | <u>43</u> |
| Leg. Dist. 22 | | 1,516 | 339 | 79 | 127 | 6 | 965 |
| Leg. Dist. 23 | | | | | | | |
| | 28/24-20/25-28 | 223 | 58 | 9 | 43 | 9 | 104 |
| | 29 | <u>20</u> | <u>5</u> | <u>3</u> | <u>6</u> | <u>1</u> | <u>5</u> |
| Leg. Dist. 23 | | 243 | 63 | 12 | 49 | 10 | 109 |
| Leg. Dist. 24 | | | | | | | |
| | 1 | 313 | 68 | 12 | 72 | 10 | 151 |
| | 2/22 | <u>209</u> | <u>50</u> | <u>9</u> | <u>49</u> | <u>3</u> | <u>98</u> |
| Leg. Dist. 24 | | 522 | 118 | 21 | 121 | 13 | 249 |
| Leg. Dist. 25 | | | | | | | |
| | 1 | 254 | 74 | 9 | 42 | 9 | 120 |
| | 5 | 187 | 42 | 6 | 23 | 3 | 113 |
| | 9 | 85 | 9 | 4 | 5 | 0 | 67 |
| | 10 | 149 | 23 | 2 | 16 | 1 | 107 |
| | 12 | 190 | 41 | 11 | 48 | 7 | 83 |
| | 15 | 129 | 28 | 10 | 15 | 1 | 75 |
| | 16 | 124 | 37 | 14 | 12 | 0 | 61 |
| | 17 | 121 | 19 | 5 | 13 | 0 | 84 |
| | 18 | 204 | 56 | 6 | 25 | 0 | 117 |
| | 19 | 21 | 8 | 3 | 5 | 0 | 5 |
| | 20 | 31 | 12 | 1 | 3 | 1 | 14 |
| | 21 | 81 | 22 | 4 | 12 | 1 | 42 |
| | 22 | 141 | 38 | 7 | 21 | 1 | 74 |

STATE SENATOR
56TH DISTRICT
DETAIL

| LEGISLATIVE DISTRICT OR TOWN | ELECTION DISTRICT | TOTAL VOTES | JOSEPH E. ROBACH | JOSEPH E. ROBACH | JOSEPH E. ROBACH | SCATTER | BLANK AND VOID |
|------------------------------------|----------------------|----------------|------------------------|------------------------|------------------------|---------|----------------------|
| | | | REP | CON | IND | | |
| Leg. Dist. 25 | | | | | | | |
| | 23 | 21 | 4 | 0 | 3 | 1 | 13 |
| | 25 | 257 | 50 | 5 | 28 | 4 | 170 |
| | 26/27 | 91 | 28 | 6 | 16 | 2 | 39 |
| Leg. Dist. 25 | | 2,086 | 491 | 93 | 287 | 31 | 1,184 |
| Leg. Dist. 26 | | | | | | | |
| | 1 | 354 | 182 | 43 | 43 | 3 | 83 |
| | 2 | 141 | 64 | 23 | 22 | 3 | 29 |
| | 3 | 88 | 45 | 7 | 5 | 3 | 28 |
| | 4 | 171 | 90 | 23 | 25 | 1 | 32 |
| | 5 | 142 | 57 | 18 | 22 | 1 | 44 |
| | 6 | 137 | 54 | 12 | 18 | 0 | 53 |
| | 7 | 167 | 77 | 15 | 15 | 0 | 60 |
| | 8 | 172 | 61 | 17 | 21 | 1 | 72 |
| | 9 | 199 | 85 | 27 | 25 | 2 | 60 |
| | 10 | 196 | 90 | 14 | 27 | 3 | 62 |
| | 11 | 185 | 98 | 17 | 26 | 3 | 41 |
| | 12 | 184 | 109 | 20 | 29 | 1 | 25 |
| | 13 | 218 | 125 | 21 | 24 | 2 | 46 |
| | 14 | 255 | 138 | 31 | 34 | 1 | 51 |
| | 15 | 169 | 60 | 16 | 28 | 2 | 63 |
| | 16 | 202 | 108 | 25 | 27 | 0 | 42 |
| | 17 | 162 | 80 | 19 | 25 | 3 | 35 |
| Leg. Dist. 26 | | 3,142 | 1,523 | 348 | 416 | 29 | 826 |
| Leg. Dist. 27 | | | | | | | |
| | 8 | 331 | 77 | 24 | 45 | 1 | 184 |
| | 18 | 184 | 89 | 20 | 10 | 1 | 64 |
| | 20 | 109 | 21 | 8 | 17 | 1 | 62 |
| | 22 | 147 | 54 | 10 | 17 | 0 | 66 |
| | 25 | 91 | 39 | 9 | 3 | 1 | 39 |
| | 26 | 119 | 49 | 7 | 17 | 0 | 46 |
| Leg. Dist. 27 | | 981 | 329 | 78 | 109 | 4 | 461 |
| Leg. Dist. 28 | | | | | | | |
| | 1 | 117 | 42 | 15 | 7 | 2 | 51 |
| | 2 | 112 | 33 | 16 | 19 | 1 | 43 |
| | 3 | 82 | 28 | 2 | 11 | 1 | 40 |
| | 4 | 91 | 46 | 10 | 5 | 0 | 30 |
| | 5 | 117 | 63 | 11 | 11 | 2 | 30 |
| | 6 | 246 | 87 | 28 | 39 | 2 | 90 |
| | 7 | 234 | 106 | 16 | 25 | 1 | 86 |
| | 8 | 160 | 39 | 14 | 11 | 0 | 96 |
| | 9 | 150 | 64 | 13 | 17 | 4 | 52 |
| | 10 | 43 | 16 | 2 | 13 | 0 | 12 |
| | 11 | 102 | 33 | 6 | 11 | 2 | 50 |
| | 12 | 73 | 23 | 5 | 5 | 1 | 39 |
| | 13 | 134 | 49 | 14 | 23 | 2 | 46 |

STATE SENATOR
56TH DISTRICT
DETAIL

| LEGISLATIVE DISTRICT OR TOWN | ELECTION DISTRICT | TOTAL VOTES | JOSEPH E. ROBACH | JOSEPH E. ROBACH | JOSEPH E. ROBACH | SCATTER | BLANK AND VOID |
|------------------------------------|----------------------|----------------|------------------------|------------------------|------------------------|---------|----------------------|
| | | | REP | CON | IND | | |
| Leg. Dist. 28 | | | | | | | |
| | 14 | 121 | 35 | 12 | 21 | 0 | 53 |
| | 15 | 52 | 17 | 4 | 8 | 0 | 23 |
| | 16 | 127 | 48 | 10 | 19 | 0 | 50 |
| | 17 | 23 | 12 | 2 | 2 | 0 | 7 |
| | 18 | 107 | 45 | 7 | 16 | 0 | 39 |
| | 19 | 3 | 3 | 0 | 0 | 0 | 0 |
| | 20 | 193 | 87 | 14 | 28 | 2 | 62 |
| | 21 | 182 | 65 | 12 | 30 | 0 | 75 |
| | 22 | 75 | 26 | 5 | 10 | 0 | 34 |
| Leg. Dist. 28 | | 2,544 | 967 | 218 | 331 | 20 | 1,008 |
| Leg. Dist. 29 | | | | | | | |
| | 1 | 17 | 7 | 1 | 3 | 0 | 6 |
| | 2 | 48 | 13 | 1 | 1 | 0 | 33 |
| | 3 | 7 | 4 | 0 | 0 | 0 | 3 |
| | 7 | 137 | 44 | 15 | 23 | 1 | 54 |
| | 10 | 223 | 60 | 18 | 26 | 1 | 118 |
| | 13 | 98 | 41 | 5 | 8 | 0 | 44 |
| | 15 | 114 | 36 | 3 | 9 | 1 | 65 |
| | 16 | 57 | 18 | 5 | 2 | 0 | 32 |
| | 17 | 133 | 50 | 15 | 17 | 3 | 48 |
| | 20 | 194 | 55 | 12 | 25 | 2 | 100 |
| | 25/28 | 255 | 81 | 18 | 22 | 1 | 133 |
| | 26 | 68 | 21 | 2 | 11 | 1 | 33 |
| | 27 | 1 | 0 | 1 | 0 | 0 | 0 |
| Leg. Dist. 29 | | 1,352 | 430 | 96 | 147 | 10 | 669 |
| CITY | | 12,925 | 4,527 | 1,006 | 1,652 | 128 | 5,612 |
| Brighton | | | | | | | |
| | 1 | 329 | 123 | 14 | 82 | 7 | 103 |
| | 2 | 201 | 97 | 19 | 30 | 3 | 52 |
| | 3 | 276 | 132 | 24 | 31 | 0 | 89 |
| | 4 | 273 | 102 | 12 | 56 | 5 | 98 |
| | 5 | 278 | 96 | 8 | 56 | 5 | 113 |
| | 6 | 387 | 181 | 22 | 59 | 3 | 122 |
| | 7 | 224 | 98 | 19 | 39 | 0 | 68 |
| | 8 | 296 | 163 | 18 | 29 | 3 | 83 |
| | 9 | 262 | 99 | 21 | 53 | 5 | 84 |
| | 10 | 319 | 123 | 20 | 56 | 4 | 116 |
| | 11 | 327 | 145 | 24 | 58 | 2 | 98 |
| | 12 | 354 | 136 | 18 | 69 | 4 | 127 |
| | 13 | 221 | 111 | 14 | 41 | 1 | 54 |
| | 14 | 153 | 59 | 10 | 29 | 4 | 51 |
| | 15 | 227 | 96 | 17 | 35 | 3 | 76 |
| | 16 | 195 | 127 | 14 | 14 | 1 | 39 |
| | 17 | 118 | 38 | 5 | 14 | 0 | 61 |
| | 18 | 253 | 97 | 16 | 40 | 4 | 96 |

STATE SENATOR
56TH DISTRICT
DETAIL

| LEGISLATIVE DISTRICT OR TOWN | ELECTION DISTRICT | TOTAL VOTES | JOSEPH E. ROBACH | JOSEPH E. ROBACH | JOSEPH E. ROBACH | SCATTER | BLANK AND VOID |
|------------------------------------|----------------------|----------------|------------------------|------------------------|------------------------|---------|----------------------|
| | | | REP | CON | IND | | |
| Brighton | 19 | 189 | 71 | 12 | 39 | 2 | 65 |
| | 20 | 160 | 69 | 28 | 17 | 2 | 44 |
| | 21 | 242 | 102 | 11 | 39 | 1 | 89 |
| | 22 | 284 | 134 | 22 | 40 | 5 | 83 |
| | 23 | 233 | 98 | 15 | 35 | 2 | 83 |
| | 24 | 326 | 166 | 27 | 26 | 2 | 105 |
| | 25 | 237 | 75 | 12 | 52 | 3 | 95 |
| | 26 | 207 | 104 | 12 | 28 | 1 | 62 |
| | 27 | 225 | 102 | 13 | 46 | 1 | 63 |
| | 28 | 335 | 138 | 16 | 53 | 3 | 125 |
| | 29 | 221 | 101 | 18 | 25 | 1 | 76 |
| | 30 | 505 | 222 | 28 | 78 | 4 | 173 |
| | 31 | 241 | 105 | 6 | 46 | 2 | 82 |
| | 32 | 295 | 110 | 19 | 61 | 4 | 101 |
| | 33 | 322 | 134 | 18 | 46 | 3 | 121 |
| | 34 | 281 | 116 | 29 | 34 | 5 | 97 |
| | 35 | 230 | 82 | 17 | 37 | 1 | 93 |
| | 36 | 144 | 72 | 19 | 16 | 3 | 34 |
| | 37 | 261 | 101 | 22 | 44 | 5 | 89 |
| | 38 | 287 | 123 | 17 | 51 | 3 | 93 |
| | 39 | 248 | 117 | 31 | 37 | 0 | 63 |
| | 40 | 422 | 189 | 17 | 74 | 2 | 140 |
| | 41 | 262 | 122 | 19 | 49 | 3 | 69 |
| | 42 | 98 | 38 | 11 | 23 | 0 | 26 |
| | 43 | 239 | 118 | 16 | 35 | 1 | 69 |
| | 44 | 73 | 31 | 6 | 12 | 2 | 22 |
| | 45 | 161 | 96 | 14 | 22 | 1 | 28 |
| | 46 | 155 | 69 | 10 | 25 | 1 | 50 |
| Brighton | | 11,576 | 5,028 | 780 | 1,881 | 117 | 3,770 |
| Clarkson | 1 | 400 | 240 | 72 | 44 | 1 | 43 |
| | 2 | 54 | 33 | 14 | 1 | 0 | 6 |
| | 3 | 345 | 202 | 49 | 33 | 0 | 61 |
| | 4 | 440 | 278 | 71 | 32 | 1 | 58 |
| | 5 | 508 | 272 | 105 | 48 | 3 | 80 |
| | 6 | 229 | 134 | 42 | 21 | 0 | 32 |
| Clarkson | | 1,976 | 1,159 | 353 | 179 | 5 | 280 |
| Gates | 1 | 158 | 80 | 25 | 14 | 1 | 38 |
| | 2 | 213 | 121 | 20 | 15 | 1 | 56 |
| | 3 | 205 | 118 | 24 | 19 | 1 | 43 |
| | 4 | 229 | 128 | 34 | 13 | 2 | 52 |
| | 5 | 298 | 177 | 34 | 29 | 0 | 58 |
| | 6 | 238 | 135 | 27 | 19 | 1 | 56 |
| | 7 | 475 | 311 | 45 | 42 | 1 | 76 |

STATE SENATOR
56TH DISTRICT
DETAIL

| LEGISLATIVE DISTRICT OR TOWN | ELECTION DISTRICT | TOTAL VOTES | JOSEPH E. ROBACH | JOSEPH E. ROBACH | JOSEPH E. ROBACH | SCATTER | BLANK AND VOID |
|------------------------------------|----------------------|----------------|------------------------|------------------------|------------------------|---------|----------------------|
| | | | REP | CON | IND | | |
| Gates | 8 | 199 | 129 | 18 | 17 | 0 | 35 |
| | 9 | 261 | 145 | 24 | 18 | 0 | 74 |
| | 10 | 150 | 79 | 21 | 15 | 0 | 35 |
| | 11 | 178 | 103 | 18 | 18 | 1 | 38 |
| | 12 | 159 | 85 | 17 | 14 | 1 | 42 |
| | 13 | 215 | 139 | 29 | 12 | 2 | 33 |
| | 14 | 196 | 116 | 18 | 13 | 1 | 48 |
| | 15 | 346 | 201 | 46 | 30 | 2 | 67 |
| | 16 | 185 | 110 | 23 | 14 | 1 | 37 |
| | 17 | 212 | 119 | 28 | 24 | 0 | 41 |
| | 18 | 268 | 167 | 37 | 14 | 3 | 47 |
| | 19 | 234 | 127 | 33 | 22 | 2 | 50 |
| | 20 | 228 | 129 | 31 | 19 | 1 | 48 |
| | 21 | 215 | 133 | 26 | 15 | 1 | 40 |
| | 22 | 197 | 106 | 31 | 15 | 1 | 44 |
| | 23 | 234 | 118 | 47 | 19 | 2 | 48 |
| | 24 | 277 | 158 | 26 | 27 | 2 | 64 |
| | 25 | 189 | 98 | 22 | 17 | 0 | 52 |
| | 26 | 291 | 165 | 41 | 29 | 1 | 55 |
| | 27 | 289 | 166 | 37 | 28 | 1 | 57 |
| | 28 | 188 | 111 | 17 | 20 | 0 | 40 |
| | 29 | 212 | 106 | 29 | 21 | 0 | 56 |
| | 30 | 163 | 93 | 14 | 14 | 0 | 42 |
| | 31 | 188 | 112 | 26 | 13 | 4 | 33 |
| | 32 | 271 | 152 | 37 | 29 | 0 | 53 |
| | 33 | 108 | 56 | 11 | 16 | 0 | 25 |
| | 34 | 210 | 131 | 23 | 16 | 2 | 38 |
| | 35 | 163 | 105 | 14 | 10 | 0 | 34 |
| Gates | | 7,842 | 4,529 | 953 | 670 | 35 | 1,655 |
| Greece | 1 | 249 | 151 | 25 | 25 | 0 | 48 |
| | 2 | 301 | 174 | 43 | 32 | 0 | 52 |
| | 3 | 225 | 149 | 30 | 15 | 3 | 28 |
| | 4 | 192 | 118 | 26 | 16 | 2 | 30 |
| | 5 | 174 | 102 | 24 | 22 | 1 | 25 |
| | 6 | 166 | 86 | 33 | 20 | 0 | 27 |
| | 7 | 231 | 128 | 25 | 23 | 4 | 51 |
| | 8 | 199 | 110 | 25 | 27 | 0 | 37 |
| | 9 | 178 | 116 | 20 | 14 | 1 | 27 |
| | 10 | 183 | 102 | 29 | 24 | 1 | 27 |
| | 11 | 79 | 50 | 7 | 9 | 0 | 13 |
| | 12 | 123 | 65 | 23 | 13 | 2 | 20 |
| | 13 | 203 | 116 | 36 | 11 | 0 | 40 |
| | 14 | 160 | 88 | 26 | 16 | 2 | 28 |
| | 15 | 214 | 137 | 27 | 14 | 2 | 34 |

STATE SENATOR
56TH DISTRICT
DETAIL

| LEGISLATIVE DISTRICT OR TOWN | ELECTION DISTRICT | TOTAL VOTES | JOSEPH E. ROBACH | JOSEPH E. ROBACH | JOSEPH E. ROBACH | SCATTER | BLANK AND VOID |
|------------------------------------|----------------------|----------------|------------------------|------------------------|------------------------|---------|----------------------|
| | | | REP | CON | IND | | |
| Greece | | | | | | | |
| | 16 | 169 | 107 | 24 | 19 | 1 | 18 |
| | 17 | 304 | 188 | 35 | 22 | 3 | 56 |
| | 18 | 260 | 147 | 35 | 27 | 2 | 49 |
| | 19 | 199 | 108 | 28 | 29 | 1 | 33 |
| | 20 | 175 | 89 | 33 | 19 | 7 | 27 |
| | 21 | 232 | 135 | 30 | 26 | 2 | 39 |
| | 22 | 175 | 109 | 22 | 17 | 0 | 27 |
| | 23 | 337 | 189 | 34 | 24 | 2 | 88 |
| | 24 | 333 | 205 | 45 | 29 | 2 | 52 |
| | 25 | 223 | 130 | 18 | 25 | 1 | 49 |
| | 26 | 169 | 96 | 26 | 13 | 1 | 33 |
| | 27 | 297 | 173 | 51 | 19 | 1 | 53 |
| | 28 | 287 | 176 | 41 | 30 | 1 | 39 |
| | 29 | 242 | 144 | 27 | 22 | 0 | 49 |
| | 30 | 175 | 100 | 22 | 22 | 1 | 30 |
| | 31 | 192 | 107 | 27 | 19 | 3 | 36 |
| | 32 | 205 | 113 | 32 | 21 | 0 | 39 |
| | 33 | 283 | 178 | 49 | 16 | 2 | 38 |
| | 34 | 273 | 163 | 39 | 23 | 3 | 45 |
| | 35 | 264 | 168 | 39 | 19 | 0 | 38 |
| | 36 | 300 | 186 | 43 | 27 | 1 | 43 |
| | 37 | 197 | 122 | 33 | 18 | 0 | 24 |
| | 38 | 359 | 212 | 43 | 38 | 8 | 58 |
| | 39 | 178 | 105 | 28 | 15 | 1 | 29 |
| | 40 | 185 | 106 | 23 | 14 | 1 | 41 |
| | 41 | 311 | 188 | 41 | 27 | 5 | 50 |
| | 42 | 205 | 106 | 32 | 21 | 1 | 45 |
| | 43 | 228 | 141 | 48 | 16 | 0 | 23 |
| | 44 | 343 | 205 | 48 | 25 | 0 | 65 |
| | 45 | 380 | 262 | 48 | 19 | 1 | 50 |
| | 46 | 147 | 77 | 32 | 16 | 0 | 22 |
| | 47 | 246 | 132 | 47 | 27 | 2 | 38 |
| | 48 | 171 | 108 | 20 | 15 | 2 | 26 |
| | 49 | 193 | 127 | 24 | 10 | 0 | 32 |
| | 50 | 229 | 143 | 36 | 17 | 3 | 30 |
| | 51 | 154 | 92 | 17 | 11 | 0 | 34 |
| | 52 | 294 | 196 | 40 | 25 | 3 | 30 |
| | 53 | 200 | 110 | 25 | 12 | 2 | 51 |
| | 54 | 287 | 171 | 44 | 29 | 2 | 41 |
| | 55 | 209 | 118 | 41 | 16 | 1 | 33 |
| | 56 | 292 | 180 | 38 | 26 | 0 | 48 |
| | 57 | 235 | 145 | 28 | 20 | 0 | 42 |
| | 58 | 332 | 185 | 51 | 36 | 2 | 58 |
| | 59 | 113 | 44 | 24 | 16 | 2 | 27 |
| | 60 | 198 | 117 | 23 | 20 | 0 | 38 |
| | 61 | 219 | 134 | 30 | 21 | 1 | 33 |

STATE SENATOR
56TH DISTRICT
DETAIL

| LEGISLATIVE DISTRICT OR TOWN | ELECTION DISTRICT | TOTAL VOTES | JOSEPH E. ROBACH REP | JOSEPH E. ROBACH CON | JOSEPH E. ROBACH IND | SCATTER | BLANK AND VOID |
|------------------------------------|----------------------|----------------|-----------------------------------|-----------------------------------|-----------------------------------|---------|----------------------|
| Greece | 62 | 285 | 163 | 45 | 24 | 0 | 53 |
| | 63 | 275 | 156 | 38 | 28 | 3 | 50 |
| | 64 | 197 | 137 | 17 | 10 | 2 | 31 |
| | 65 | 240 | 168 | 16 | 19 | 0 | 37 |
| | 66 | 125 | 80 | 13 | 7 | 1 | 24 |
| | 67 | 233 | 137 | 43 | 21 | 2 | 30 |
| | 68 | 307 | 187 | 51 | 20 | 3 | 46 |
| | 69 | 185 | 106 | 21 | 19 | 5 | 34 |
| | 70 | 614 | 400 | 83 | 39 | 4 | 88 |
| | 71 | 291 | 171 | 36 | 32 | 2 | 50 |
| | 72 | 327 | 185 | 58 | 28 | 2 | 54 |
| | 73 | 138 | 81 | 24 | 16 | 1 | 16 |
| | 74 | 198 | 111 | 24 | 21 | 0 | 42 |
| | 75 | 199 | 142 | 26 | 16 | 0 | 15 |
| | 76 | 216 | 146 | 28 | 14 | 0 | 28 |
| | 77 | 323 | 199 | 41 | 15 | 2 | 66 |
| | 78 | 179 | 109 | 27 | 16 | 2 | 25 |
| | 79 | 416 | 259 | 67 | 23 | 2 | 65 |
| | 80 | 341 | 222 | 46 | 25 | 1 | 47 |
| | 81 | 184 | 119 | 22 | 12 | 1 | 30 |
| | 82 | 207 | 115 | 28 | 29 | 0 | 35 |
| | 83 | 126 | 72 | 20 | 9 | 2 | 23 |
| | 84 | 303 | 185 | 36 | 24 | 0 | 58 |
| | 85 | 309 | 166 | 49 | 43 | 2 | 49 |
| | 86 | 372 | 243 | 45 | 38 | 0 | 46 |
| | 87 | 224 | 133 | 34 | 26 | 0 | 31 |
| | 88 | 248 | 145 | 40 | 25 | 1 | 37 |
| | 89 | 198 | 128 | 20 | 18 | 0 | 32 |
| | 90 | 280 | 174 | 45 | 14 | 4 | 43 |
| | 91 | 454 | 291 | 61 | 44 | 2 | 56 |
| | 92 | 364 | 215 | 42 | 29 | 2 | 76 |
| | 93 | 319 | 191 | 34 | 36 | 2 | 56 |
| | 94 | 269 | 165 | 40 | 25 | 0 | 39 |
| | 95 | 173 | 99 | 13 | 19 | 1 | 41 |
| | 96 | 303 | 183 | 35 | 40 | 1 | 44 |
| | 97 | 476 | 308 | 64 | 27 | 1 | 76 |
| | 98 | 388 | 240 | 46 | 39 | 3 | 60 |
| | 99 | 281 | 195 | 38 | 18 | 0 | 30 |
| | 100 | 371 | 238 | 41 | 30 | 1 | 61 |
| | 101 | 194 | 124 | 34 | 16 | 0 | 20 |
| | 102 | 365 | 232 | 54 | 31 | 1 | 47 |
| | 103 | 333 | 197 | 61 | 24 | 1 | 50 |
| | 104 | 315 | 191 | 39 | 28 | 1 | 56 |
| | 105 | 185 | 136 | 20 | 9 | 0 | 20 |
| | 106 | 220 | 143 | 31 | 17 | 2 | 27 |
| | 107 | 175 | 115 | 27 | 14 | 0 | 19 |

STATE SENATOR
56TH DISTRICT
DETAIL

| LEGISLATIVE DISTRICT OR TOWN | ELECTION DISTRICT | TOTAL VOTES | JOSEPH E. ROBACH | JOSEPH E. ROBACH | JOSEPH E. ROBACH | SCATTER | BLANK AND VOID |
|------------------------------------|----------------------|----------------|------------------------|------------------------|------------------------|---------|----------------------|
| | | | REP | CON | IND | | |
| Greece | 108 | 208 | 133 | 29 | 15 | 1 | 30 |
| | 109 | 332 | 194 | 49 | 40 | 1 | 48 |
| Greece | | 27,141 | 16,458 | 3,764 | 2,391 | 151 | 4,377 |
| Hamlin | 1 | 235 | 150 | 32 | 31 | 0 | 22 |
| | 2 | 315 | 205 | 51 | 29 | 1 | 29 |
| | 3 | 273 | 166 | 50 | 26 | 0 | 31 |
| | 4 | 231 | 138 | 45 | 18 | 0 | 30 |
| | 5 | 253 | 165 | 46 | 20 | 0 | 22 |
| | 6 | 205 | 113 | 40 | 22 | 2 | 28 |
| | 7 | 380 | 249 | 60 | 28 | 1 | 42 |
| | 8 | 179 | 121 | 29 | 15 | 0 | 14 |
| | 9 | 180 | 135 | 17 | 17 | 0 | 11 |
| | 10 | 330 | 214 | 50 | 20 | 3 | 43 |
| Hamlin | | 2,581 | 1,656 | 420 | 226 | 7 | 272 |
| Parma | 1 | 354 | 206 | 70 | 30 | 1 | 47 |
| | 2 | 387 | 238 | 71 | 25 | 0 | 53 |
| | 3 | 284 | 183 | 47 | 26 | 0 | 28 |
| | 4 | 322 | 191 | 52 | 27 | 1 | 51 |
| | 5 | 209 | 124 | 35 | 17 | 1 | 32 |
| | 6 | 144 | 85 | 30 | 11 | 0 | 18 |
| | 7 | 313 | 200 | 58 | 16 | 1 | 38 |
| | 8 | 435 | 273 | 61 | 36 | 1 | 64 |
| | 9 | 350 | 219 | 61 | 14 | 0 | 56 |
| | 10 | 339 | 208 | 70 | 21 | 0 | 40 |
| | 11 | 353 | 213 | 58 | 31 | 1 | 50 |
| | 12 | 305 | 179 | 41 | 32 | 3 | 50 |
| | 13 | 512 | 336 | 78 | 37 | 2 | 59 |
| | 14 | 225 | 130 | 44 | 14 | 0 | 37 |
| | 15 | 321 | 188 | 63 | 34 | 0 | 36 |
| Parma | | 4,853 | 2,973 | 839 | 371 | 11 | 659 |
| TOWNS | | 55,969 | 31,803 | 7,109 | 5,718 | 326 | 11,013 |
| GRAND TOTAL: | | 68,894 | 36,330 | 8,115 | 7,370 | 454 | 16,625 |

STATE SENATOR
59TH DISTRICT
DETAIL

| LEGISLATIVE DISTRICT OR TOWN | ELECTION DISTRICT | TOTAL VOTES | PATRICK M. GALLIVAN REP | PATRICK M. GALLIVAN CON | PATRICK M. GALLIVAN IND | SCATTER | BLANK AND VOID |
|------------------------------------|----------------------|----------------|----------------------------------|----------------------------------|----------------------------------|---------|----------------------|
| Henrietta | 1 | 337 | 182 | 34 | 33 | 0 | 88 |
| | 2 | 265 | 135 | 33 | 35 | 1 | 61 |
| | 3 | 123 | 47 | 12 | 22 | 1 | 41 |
| | 4 | 305 | 116 | 27 | 37 | 3 | 122 |
| | 5 | 280 | 136 | 43 | 23 | 4 | 74 |
| | 6 | 269 | 126 | 38 | 21 | 1 | 83 |
| | 7 | 258 | 107 | 41 | 33 | 2 | 75 |
| | 8 | 253 | 123 | 17 | 27 | 3 | 83 |
| | 9 | 200 | 90 | 16 | 22 | 3 | 69 |
| | 10 | 237 | 116 | 28 | 24 | 2 | 67 |
| | 11 | 242 | 95 | 27 | 21 | 2 | 97 |
| | 12 | 236 | 124 | 30 | 27 | 2 | 53 |
| | 13 | 361 | 176 | 42 | 35 | 6 | 102 |
| | 14 | 201 | 95 | 26 | 18 | 6 | 56 |
| | 15 | 286 | 144 | 28 | 28 | 4 | 82 |
| | 16 | 180 | 86 | 24 | 20 | 0 | 50 |
| | 17 | 329 | 132 | 45 | 44 | 3 | 105 |
| | 18 | 308 | 135 | 37 | 32 | 1 | 103 |
| | 19 | 249 | 123 | 32 | 23 | 2 | 69 |
| | 20 | 371 | 180 | 44 | 51 | 7 | 89 |
| | 21 | 205 | 90 | 21 | 32 | 3 | 59 |
| | 22 | 400 | 197 | 38 | 47 | 2 | 116 |
| | 23 | 218 | 105 | 27 | 31 | 2 | 53 |
| | 24 | 290 | 136 | 29 | 37 | 1 | 87 |
| | 25 | 264 | 129 | 38 | 29 | 0 | 68 |
| | 26 | 549 | 258 | 75 | 53 | 5 | 158 |
| | 27 | 437 | 212 | 61 | 37 | 5 | 122 |
| | 28 | 339 | 175 | 41 | 35 | 4 | 84 |
| | 29 | 657 | 317 | 57 | 74 | 7 | 202 |
| | 30 | 540 | 230 | 62 | 52 | 3 | 193 |
| | 31 | 150 | 58 | 22 | 16 | 0 | 54 |
| | 32 | 381 | 160 | 36 | 47 | 2 | 136 |
| | 33 | 200 | 103 | 19 | 19 | 0 | 59 |
| | 34 | 148 | 75 | 17 | 15 | 1 | 40 |
| | 35 | 339 | 175 | 46 | 33 | 2 | 83 |
| Henrietta | | 10,407 | 4,888 | 1,213 | 1,133 | 90 | 3,083 |
| Wheatland | 1 | 305 | 164 | 33 | 33 | 3 | 72 |
| | 2 | 320 | 173 | 47 | 29 | 1 | 70 |
| | 3 | 352 | 176 | 46 | 38 | 5 | 87 |
| | 4 | 282 | 159 | 50 | 21 | 2 | 50 |
| | 5 | 387 | 232 | 61 | 27 | 1 | 66 |
| Wheatland | | 1,646 | 904 | 237 | 148 | 12 | 345 |
| GRAND TOTAL: | | 12,053 | 5,792 | 1,450 | 1,281 | 102 | 3,428 |

STATE SENATOR
61ST DISTRICT
SUMMARY

| LEGISLATIVE DISTRICT OR TOWN | TOTAL VOTES | ELAINE B. ALTMAN DEM | MICHAEL H. RANZENHOFER REP | MICHAEL H. RANZENHOFER CON | ELAINE B. ALTMAN WOR | MICHAEL H. RANZENHOFER IND | MICHAEL H. RANZENHOFER SCC | SCATTER | BLANK AND VOID |
|------------------------------------|----------------|-------------------------------|-------------------------------------|-------------------------------------|-------------------------------|-------------------------------------|-------------------------------------|---------|----------------------|
| Leg. Dist. 24 | 1,315 | 710 | 305 | 58 | 124 | 37 | 19 | 2 | 60 |
| Leg. Dist. 25 | 1,495 | 1,024 | 107 | 32 | 100 | 18 | 8 | 1 | 205 |
| Leg. Dist. 27 | 3,793 | 2,570 | 373 | 123 | 209 | 54 | 29 | 8 | 427 |
| CITY | 6,603 | 4,304 | 785 | 213 | 433 | 109 | 56 | 11 | 692 |
| Chili | 9,020 | 2,509 | 4,263 | 1,173 | 322 | 205 | 129 | 6 | 413 |
| Riga | 2,093 | 401 | 1,141 | 289 | 65 | 58 | 32 | 0 | 107 |
| TOWNS | 11,113 | 2,910 | 5,404 | 1,462 | 387 | 263 | 161 | 6 | 520 |
| GRAND TOTAL: | 17,716 | 7,214 | 6,189 | 1,675 | 820 | 372 | 217 | 17 | 1,212 |

STATE SENATOR
61ST DISTRICT
DETAIL

| LEGISLATIVE DISTRICT OR TOWN | ELECTION DISTRICT | TOTAL VOTES | ELAINE B. ALTMAN | MICHAEL H. RANZENHOFER | MICHAEL H. RANZENHOFER | ELAINE B. ALTMAN | MICHAEL H. RANZENHOFER | MICHAEL H. RANZENHOFER | SCATTER | BLANK AND VOID |
|------------------------------------|----------------------|----------------|------------------------|------------------------------|------------------------------|------------------------|------------------------------|------------------------------|---------|----------------------|
| | | | DEM | REP | CON | WOR | IND | SCC | | |
| Leg. Dist. 24 | | | | | | | | | | |
| | 3/23 | 221 | 142 | 33 | 7 | 30 | 6 | 1 | 0 | 2 |
| | 5/24 | 230 | 110 | 56 | 15 | 20 | 8 | 3 | 0 | 18 |
| | 6 | 159 | 89 | 30 | 6 | 18 | 3 | 5 | 1 | 7 |
| | 7 | 135 | 70 | 36 | 7 | 13 | 3 | 1 | 1 | 4 |
| | 8 | 173 | 92 | 36 | 7 | 20 | 6 | 4 | 0 | 8 |
| | 9 | 179 | 79 | 57 | 10 | 13 | 4 | 4 | 0 | 12 |
| | 11 | 74 | 45 | 20 | 1 | 4 | 3 | 1 | 0 | 0 |
| | 12 | 33 | 22 | 6 | 1 | 1 | 1 | 0 | 0 | 2 |
| | 17 | 89 | 51 | 25 | 4 | 3 | 2 | 0 | 0 | 4 |
| | 19 | 22 | 10 | 6 | 0 | 2 | 1 | 0 | 0 | 3 |
| Leg. Dist. 24 | | 1,315 | 710 | 305 | 58 | 124 | 37 | 19 | 2 | 60 |
| Leg. Dist. 25 | | | | | | | | | | |
| | 2 | 156 | 107 | 5 | 2 | 12 | 1 | 2 | 0 | 27 |
| | 3 | 252 | 187 | 14 | 3 | 7 | 1 | 2 | 0 | 38 |
| | 4/24 | 132 | 80 | 22 | 4 | 6 | 5 | 0 | 0 | 15 |
| | 6 | 118 | 73 | 10 | 5 | 16 | 1 | 1 | 1 | 11 |
| | 7 | 181 | 128 | 6 | 5 | 7 | 1 | 1 | 0 | 33 |
| | 8 | 192 | 139 | 6 | 3 | 9 | 1 | 0 | 0 | 34 |
| | 11 | 75 | 60 | 1 | 0 | 2 | 0 | 0 | 0 | 12 |
| | 13 | 140 | 100 | 5 | 0 | 8 | 3 | 1 | 0 | 23 |
| | 14 | 88 | 54 | 14 | 4 | 12 | 1 | 1 | 0 | 2 |
| | 29/30 | 161 | 96 | 24 | 6 | 21 | 4 | 0 | 0 | 10 |
| Leg. Dist. 25 | | 1,495 | 1,024 | 107 | 32 | 100 | 18 | 8 | 1 | 205 |
| Leg. Dist. 27 | | | | | | | | | | |
| | 1 | 236 | 156 | 31 | 15 | 13 | 4 | 5 | 1 | 11 |
| | 2 | 245 | 163 | 29 | 16 | 9 | 1 | 2 | 1 | 24 |
| | 3 | 198 | 115 | 30 | 12 | 17 | 5 | 0 | 1 | 18 |
| | 4 | 244 | 164 | 32 | 4 | 15 | 4 | 3 | 0 | 22 |
| | 5 | 234 | 165 | 16 | 2 | 23 | 2 | 1 | 0 | 25 |
| | 6 | 180 | 129 | 15 | 4 | 4 | 5 | 0 | 0 | 23 |
| | 7 | 211 | 131 | 33 | 6 | 13 | 1 | 3 | 0 | 24 |
| | 9 | 244 | 161 | 20 | 4 | 26 | 5 | 2 | 1 | 25 |
| | 10 | 218 | 134 | 31 | 15 | 12 | 3 | 1 | 1 | 21 |
| | 11 | 229 | 151 | 20 | 11 | 12 | 5 | 3 | 3 | 24 |
| | 12 | 173 | 124 | 17 | 4 | 7 | 2 | 2 | 0 | 17 |
| | 13 | 204 | 156 | 12 | 2 | 5 | 4 | 1 | 0 | 24 |
| | 14 | 160 | 117 | 10 | 1 | 1 | 2 | 1 | 0 | 28 |
| | 15 | 164 | 114 | 11 | 1 | 8 | 2 | 1 | 0 | 27 |
| | 16 | 181 | 116 | 16 | 8 | 14 | 2 | 2 | 0 | 23 |
| | 17 | 203 | 136 | 25 | 6 | 8 | 4 | 0 | 0 | 24 |
| | 19 | 219 | 153 | 13 | 5 | 10 | 2 | 1 | 0 | 35 |

STATE SENATOR
61ST DISTRICT
DETAIL

| LEGISLATIVE DISTRICT OR TOWN | ELECTION DISTRICT | TOTAL VOTES | ELAINE B. ALTMAN | MICHAEL H. RANZENHOFER | MICHAEL H. RANZENHOFER | ELAINE B. ALTMAN | MICHAEL H. RANZENHOFER | MICHAEL H. RANZENHOFER | SCATTER | BLANK AND VOID |
|------------------------------------|----------------------|----------------|------------------------|------------------------------|------------------------------|------------------------|------------------------------|------------------------------|---------|----------------------|
| | | | DEM | REP | CON | WOR | IND | SCC | | |
| Leg. Dist. 27 | 21 | 115 | 90 | 8 | 5 | 4 | 0 | 1 | 0 | 7 |
| | 23 | 135 | 95 | 4 | 2 | 8 | 1 | 0 | 0 | 25 |
| Leg. Dist. 27 | | 3,793 | 2,570 | 373 | 123 | 209 | 54 | 29 | 8 | 427 |
| CITY | | 6,603 | 4,304 | 785 | 213 | 433 | 109 | 56 | 11 | 692 |
| Chili | 1 | 215 | 53 | 113 | 26 | 8 | 4 | 2 | 0 | 9 |
| | 2 | 360 | 61 | 197 | 56 | 11 | 7 | 8 | 0 | 20 |
| | 3 | 347 | 107 | 155 | 38 | 17 | 9 | 5 | 1 | 15 |
| | 4 | 211 | 57 | 94 | 36 | 5 | 3 | 5 | 0 | 11 |
| | 5 | 248 | 69 | 114 | 36 | 5 | 7 | 5 | 0 | 12 |
| | 6 | 261 | 63 | 126 | 33 | 8 | 12 | 2 | 0 | 17 |
| | 7 | 133 | 52 | 45 | 16 | 5 | 3 | 1 | 0 | 11 |
| | 8 | 280 | 67 | 149 | 45 | 5 | 3 | 3 | 0 | 8 |
| | 9 | 272 | 78 | 126 | 27 | 14 | 9 | 8 | 0 | 10 |
| | 10 | 185 | 37 | 85 | 40 | 11 | 1 | 3 | 1 | 7 |
| | 11 | 262 | 67 | 122 | 38 | 6 | 6 | 8 | 0 | 15 |
| | 12 | 252 | 89 | 110 | 32 | 7 | 8 | 3 | 0 | 3 |
| | 13 | 405 | 97 | 206 | 57 | 7 | 12 | 9 | 0 | 17 |
| | 14 | 267 | 55 | 152 | 34 | 7 | 5 | 5 | 0 | 9 |
| | 15 | 249 | 64 | 120 | 27 | 6 | 8 | 1 | 1 | 22 |
| | 16 | 541 | 140 | 288 | 72 | 11 | 10 | 5 | 1 | 14 |
| | 17 | 651 | 160 | 341 | 84 | 24 | 11 | 5 | 0 | 26 |
| | 18 | 268 | 72 | 134 | 34 | 8 | 2 | 5 | 0 | 13 |
| | 19 | 274 | 90 | 128 | 31 | 8 | 5 | 2 | 0 | 10 |
| | 20 | 365 | 127 | 150 | 38 | 18 | 11 | 2 | 0 | 19 |
| | 21 | 196 | 62 | 91 | 17 | 7 | 4 | 2 | 1 | 12 |
| | 22 | 211 | 87 | 73 | 22 | 5 | 6 | 5 | 1 | 12 |
| | 23 | 204 | 55 | 99 | 27 | 9 | 4 | 1 | 0 | 9 |
| | 24 | 468 | 154 | 204 | 48 | 23 | 14 | 6 | 0 | 19 |
| | 25 | 196 | 89 | 63 | 21 | 6 | 3 | 7 | 0 | 7 |
| | 26 | 354 | 83 | 163 | 53 | 18 | 10 | 5 | 0 | 22 |
| | 27 | 249 | 67 | 111 | 39 | 7 | 8 | 4 | 0 | 13 |
| | 28 | 233 | 78 | 98 | 28 | 8 | 3 | 2 | 0 | 16 |
| | 29 | 197 | 51 | 96 | 25 | 12 | 6 | 1 | 0 | 6 |
| | 30 | 141 | 30 | 69 | 24 | 5 | 3 | 3 | 0 | 7 |
| | 31 | 264 | 93 | 119 | 22 | 16 | 3 | 2 | 0 | 9 |
| | 32 | 261 | 55 | 122 | 47 | 15 | 5 | 4 | 0 | 13 |
| Chili | | 9,020 | 2,509 | 4,263 | 1,173 | 322 | 205 | 129 | 6 | 413 |

STATE SENATOR
61ST DISTRICT
DETAIL

| LEGISLATIVE DISTRICT OR TOWN | ELECTION DISTRICT | TOTAL VOTES | ELAINE B. ALTMAN | MICHAEL H. RANZENHOFER | MICHAEL H. RANZENHOFER | ELAINE B. ALTMAN | MICHAEL H. RANZENHOFER | MICHAEL H. RANZENHOFER | SCATTER | BLANK AND VOID |
|------------------------------------|----------------------|----------------|------------------------|------------------------------|------------------------------|------------------------|------------------------------|------------------------------|---------|----------------------|
| | | | DEM | REP | CON | WOR | IND | SCC | | |
| Riga | 1 | 490 | 95 | 266 | 62 | 12 | 20 | 10 | 0 | 25 |
| | 2 | 407 | 73 | 239 | 59 | 9 | 3 | 7 | 0 | 17 |
| | 3 | 248 | 71 | 114 | 27 | 10 | 9 | 2 | 0 | 15 |
| | 4 | 328 | 62 | 178 | 40 | 17 | 8 | 4 | 0 | 19 |
| | 5 | 326 | 53 | 186 | 43 | 10 | 12 | 1 | 0 | 21 |
| | 6 | 294 | 47 | 158 | 58 | 7 | 6 | 8 | 0 | 10 |
| Riga | | 2,093 | 401 | 1,141 | 289 | 65 | 58 | 32 | 0 | 107 |
| TOWNS | | 11,113 | 2,910 | 5,404 | 1,462 | 387 | 263 | 161 | 6 | 520 |
| GRAND TOTAL: | | 17,716 | 7,214 | 6,189 | 1,675 | 820 | 372 | 217 | 17 | 1,212 |

STATE SENATOR
62ND DISTRICT
DETAIL

| LEGISLATIVE DISTRICT OR TOWN | ELECTION DISTRICT | TOTAL VOTES | JOHNNY G. DESTINO DEM | ROBERT G. ORTT REP | ROBERT G. ORTT CON | PAUL E. BROWN WOR | ROBERT G. ORTT IND | SCATTER | BLANK AND VOID |
|------------------------------------|----------------------|----------------|--------------------------------|-----------------------------|-----------------------------|----------------------------|-----------------------------|---------|----------------------|
| Ogden | 1 | 274 | 76 | 133 | 39 | 10 | 5 | 0 | 11 |
| | 2 | 321 | 70 | 152 | 58 | 13 | 9 | 0 | 19 |
| | 3 | 454 | 109 | 247 | 65 | 13 | 5 | 0 | 15 |
| | 4 | 319 | 71 | 168 | 54 | 5 | 8 | 0 | 13 |
| | 5 | 302 | 64 | 154 | 52 | 13 | 11 | 0 | 8 |
| | 6 | 354 | 107 | 173 | 45 | 5 | 6 | 0 | 18 |
| | 7 | 223 | 44 | 113 | 29 | 15 | 10 | 0 | 12 |
| | 8 | 319 | 72 | 182 | 35 | 11 | 6 | 0 | 13 |
| | 9 | 286 | 86 | 128 | 39 | 13 | 10 | 0 | 10 |
| | 10 | 298 | 82 | 140 | 43 | 12 | 3 | 0 | 18 |
| | 11 | 325 | 63 | 186 | 49 | 6 | 7 | 0 | 14 |
| | 12 | 362 | 81 | 189 | 58 | 4 | 7 | 0 | 23 |
| | 13 | 269 | 71 | 134 | 37 | 10 | 6 | 1 | 10 |
| | 14 | 271 | 58 | 150 | 37 | 8 | 7 | 0 | 11 |
| | 15 | 388 | 84 | 211 | 54 | 12 | 6 | 0 | 21 |
| | 16 | 205 | 37 | 122 | 38 | 3 | 1 | 0 | 4 |
| | 17 | 241 | 59 | 121 | 34 | 8 | 6 | 0 | 13 |
| | 18 | 375 | 90 | 186 | 57 | 11 | 7 | 1 | 23 |
| | 19 | 403 | 87 | 209 | 57 | 6 | 11 | 0 | 33 |
| | 20 | 378 | 70 | 197 | 77 | 9 | 7 | 1 | 17 |
| Ogden | | 6,367 | 1,481 | 3,295 | 957 | 187 | 138 | 3 | 306 |
| Sweden | 1 | 302 | 101 | 134 | 34 | 9 | 6 | 0 | 18 |
| | 2 | 120 | 41 | 45 | 9 | 8 | 8 | 1 | 8 |
| | 3 | 312 | 117 | 128 | 30 | 12 | 7 | 0 | 18 |
| | 4 | 369 | 121 | 170 | 35 | 16 | 11 | 1 | 15 |
| | 5 | 74 | 31 | 27 | 7 | 2 | 3 | 1 | 3 |
| | 6 | 272 | 93 | 112 | 29 | 11 | 6 | 0 | 21 |
| | 7 | 337 | 107 | 150 | 45 | 10 | 11 | 0 | 14 |
| | 8 | 282 | 67 | 155 | 37 | 6 | 7 | 0 | 10 |
| | 9 | 224 | 63 | 106 | 26 | 9 | 5 | 1 | 14 |
| | 10 | 437 | 85 | 222 | 86 | 14 | 5 | 2 | 23 |
| | 11 | 96 | 38 | 32 | 9 | 5 | 4 | 0 | 8 |
| | 12 | 257 | 53 | 129 | 51 | 9 | 5 | 0 | 10 |
| Sweden | | 3,082 | 917 | 1,410 | 398 | 111 | 78 | 6 | 162 |
| GRAND TOTAL: | | 9,449 | 2,398 | 4,705 | 1,355 | 298 | 216 | 9 | 468 |

MEMBER OF ASSEMBLY
 133RD DISTRICT
 SUMMARY

| LEGISLATIVE DISTRICT OR TOWN | TOTAL VOTES | BILL NOJAY REP | BILL NOJAY CON | SCATTER | BLANK AND VOID |
|------------------------------------|----------------|----------------------|----------------------|------------|----------------------|
| Mendon | 3,620 | 2,076 | 561 | 24 | 959 |
| Pittsford | 11,117 | 6,054 | 1,226 | 74 | 3,763 |
| Rush | 1,565 | 912 | 234 | 16 | 403 |
| Wheatland | 1,646 | 934 | 291 | 15 | 406 |
| GRAND TOTAL: | <u>17,948</u> | <u>9,976</u> | <u>2,312</u> | <u>129</u> | <u>5,531</u> |

MEMBER OF ASSEMBLY
133RD DISTRICT
DETAIL

| <u>LEGISLATIVE DISTRICT OR TOWN</u> | <u>ELECTION DISTRICT</u> | <u>TOTAL VOTES</u> | BILL NOJAY <u>REP</u> | BILL NOJAY <u>CON</u> | <u>SCATTER</u> | <u>BLANK AND VOID</u> |
|---|------------------------------|------------------------|-----------------------------|-----------------------------|----------------|-------------------------------|
| Mendon | 1 | 518 | 281 | 99 | 2 | 136 |
| | 2 | 387 | 218 | 54 | 2 | 113 |
| | 3 | 462 | 288 | 64 | 3 | 107 |
| | 4 | 359 | 176 | 47 | 2 | 134 |
| | 5 | 457 | 258 | 82 | 2 | 115 |
| | 6 | 430 | 256 | 64 | 2 | 108 |
| | 7 | 475 | 293 | 65 | 6 | 111 |
| | 8 | 177 | 93 | 35 | 1 | 48 |
| | 9 | 355 | 213 | 51 | 4 | 87 |
| Mendon | | 3,620 | 2,076 | 561 | 24 | 959 |
| Pittsford | 1 | 260 | 133 | 25 | 3 | 99 |
| | 2 | 305 | 125 | 49 | 6 | 125 |
| | 3 | 480 | 262 | 38 | 2 | 178 |
| | 4 | 417 | 238 | 39 | 1 | 139 |
| | 5 | 249 | 110 | 27 | 3 | 109 |
| | 6 | 217 | 101 | 17 | 0 | 99 |
| | 7 | 143 | 62 | 19 | 1 | 61 |
| | 8 | 328 | 194 | 27 | 1 | 106 |
| | 9 | 386 | 218 | 39 | 2 | 127 |
| | 10 | 378 | 220 | 47 | 0 | 111 |
| | 11 | 288 | 156 | 40 | 3 | 89 |
| | 12 | 331 | 221 | 22 | 5 | 83 |
| | 13 | 232 | 105 | 30 | 2 | 95 |
| | 14 | 422 | 224 | 44 | 1 | 153 |
| | 15 | 210 | 107 | 32 | 1 | 70 |
| | 16 | 254 | 129 | 30 | 1 | 94 |
| | 17 | 417 | 192 | 61 | 3 | 161 |
| | 18 | 264 | 145 | 24 | 3 | 92 |
| | 19 | 210 | 114 | 40 | 0 | 56 |
| | 20 | 344 | 176 | 34 | 4 | 130 |
| | 21 | 335 | 183 | 38 | 3 | 111 |
| | 22 | 423 | 223 | 39 | 6 | 155 |
| | 23 | 282 | 182 | 38 | 1 | 61 |
| | 24 | 408 | 241 | 34 | 2 | 131 |
| | 25 | 416 | 233 | 48 | 3 | 132 |
| | 26 | 330 | 173 | 51 | 0 | 106 |
| | 27 | 305 | 151 | 49 | 1 | 104 |
| | 28 | 289 | 169 | 24 | 2 | 94 |
| | 29 | 333 | 190 | 45 | 0 | 98 |
| | 30 | 290 | 159 | 27 | 1 | 103 |
| | 31 | 376 | 213 | 37 | 6 | 120 |
| | 32 | 354 | 196 | 24 | 3 | 131 |

MEMBER OF ASSEMBLY
133RD DISTRICT
DETAIL

| LEGISLATIVE DISTRICT OR TOWN | ELECTION DISTRICT | TOTAL VOTES | BILL NOJAY REP | BILL NOJAY CON | SCATTER | BLANK AND VOID |
|------------------------------------|----------------------|----------------|----------------------|----------------------|------------|----------------------|
| Pittsford | | | | | | |
| | 33 | 412 | 250 | 51 | 3 | 108 |
| | 34 | 429 | 259 | 37 | 1 | 132 |
| Pittsford | | 11,117 | 6,054 | 1,226 | 74 | 3,763 |
| Rush | | | | | | |
| | 1 | 441 | 269 | 59 | 7 | 106 |
| | 2 | 295 | 181 | 41 | 0 | 73 |
| | 3 | 418 | 224 | 66 | 4 | 124 |
| | 4 | 411 | 238 | 68 | 5 | 100 |
| Rush | | 1,565 | 912 | 234 | 16 | 403 |
| Wheatland | | | | | | |
| | 1 | 305 | 169 | 44 | 5 | 87 |
| | 2 | 320 | 175 | 54 | 2 | 89 |
| | 3 | 352 | 187 | 58 | 7 | 100 |
| | 4 | 282 | 167 | 57 | 1 | 57 |
| | 5 | 387 | 236 | 78 | 0 | 73 |
| Wheatland | | 1,646 | 934 | 291 | 15 | 406 |
| GRAND TOTAL: | | <u>17,948</u> | <u>9,976</u> | <u>2,312</u> | <u>129</u> | <u>5,531</u> |

MEMBER OF ASSEMBLY
134TH DISTRICT
SUMMARY

| LEGISLATIVE DISTRICT OR TOWN | TOTAL VOTES | GARY E. PUDUP DEM | PETER A. LAWRENCE REP | PETER A. LAWRENCE CON | GARY E. PUDUP WOR | PETER A. LAWRENCE IND | SCATTER | BLANK AND VOID |
|------------------------------------|----------------|----------------------------|--------------------------------|--------------------------------|----------------------------|--------------------------------|-----------|----------------------|
| Greece | 27,141 | 7,926 | 12,467 | 3,241 | 836 | 775 | 29 | 1,867 |
| Ogden | 6,367 | 1,499 | 3,233 | 959 | 208 | 131 | 0 | 337 |
| Parma | 4,853 | 953 | 2,526 | 793 | 131 | 144 | 1 | 305 |
| GRAND TOTAL: | <u>38,361</u> | <u>10,378</u> | <u>18,226</u> | <u>4,993</u> | <u>1,175</u> | <u>1,050</u> | <u>30</u> | <u>2,509</u> |

MEMBER OF ASSEMBLY
134TH DISTRICT
DETAIL

| LEGISLATIVE DISTRICT OR TOWN | ELECTION DISTRICT | TOTAL VOTES | GARY E. PUDUP | PETER A. LAWRENCE | PETER A. LAWRENCE | GARY E. PUDUP | PETER A. LAWRENCE | SCATTER | BLANK AND VOID |
|------------------------------------|----------------------|----------------|---------------------|-------------------------|-------------------------|---------------------|-------------------------|---------|----------------------|
| | | | DEM | REP | CON | WOR | IND | | |
| Greece | | | | | | | | | |
| | 1 | 249 | 75 | 107 | 28 | 13 | 6 | 0 | 20 |
| | 2 | 301 | 63 | 141 | 46 | 17 | 13 | 0 | 21 |
| | 3 | 225 | 54 | 115 | 28 | 8 | 5 | 3 | 12 |
| | 4 | 192 | 52 | 93 | 25 | 1 | 7 | 1 | 13 |
| | 5 | 174 | 53 | 78 | 21 | 11 | 3 | 0 | 8 |
| | 6 | 166 | 61 | 53 | 30 | 5 | 6 | 0 | 11 |
| | 7 | 231 | 82 | 92 | 23 | 7 | 11 | 0 | 16 |
| | 8 | 199 | 60 | 84 | 22 | 11 | 11 | 1 | 10 |
| | 9 | 178 | 50 | 83 | 20 | 5 | 1 | 0 | 19 |
| | 10 | 183 | 58 | 79 | 20 | 10 | 10 | 0 | 6 |
| | 11 | 79 | 24 | 31 | 8 | 3 | 1 | 0 | 12 |
| | 12 | 123 | 41 | 36 | 14 | 10 | 5 | 2 | 15 |
| | 13 | 203 | 72 | 79 | 29 | 4 | 7 | 0 | 12 |
| | 14 | 160 | 66 | 54 | 21 | 10 | 5 | 1 | 3 |
| | 15 | 214 | 54 | 104 | 22 | 3 | 6 | 1 | 24 |
| | 16 | 169 | 44 | 80 | 18 | 7 | 10 | 0 | 10 |
| | 17 | 304 | 96 | 151 | 30 | 7 | 9 | 0 | 11 |
| | 18 | 260 | 76 | 119 | 29 | 7 | 11 | 0 | 18 |
| | 19 | 199 | 58 | 84 | 22 | 8 | 11 | 0 | 16 |
| | 20 | 175 | 54 | 65 | 29 | 9 | 6 | 1 | 11 |
| | 21 | 232 | 72 | 92 | 30 | 12 | 8 | 2 | 16 |
| | 22 | 175 | 48 | 77 | 16 | 8 | 5 | 0 | 21 |
| | 23 | 337 | 122 | 132 | 30 | 15 | 8 | 0 | 30 |
| | 24 | 333 | 96 | 160 | 35 | 8 | 6 | 0 | 28 |
| | 25 | 223 | 79 | 89 | 14 | 12 | 10 | 0 | 19 |
| | 26 | 169 | 57 | 63 | 20 | 7 | 5 | 0 | 17 |
| | 27 | 297 | 75 | 141 | 45 | 2 | 9 | 0 | 25 |
| | 28 | 287 | 72 | 134 | 43 | 6 | 10 | 0 | 22 |
| | 29 | 242 | 86 | 103 | 26 | 7 | 5 | 0 | 15 |
| | 30 | 175 | 64 | 67 | 17 | 4 | 5 | 0 | 18 |
| | 31 | 192 | 65 | 78 | 25 | 6 | 4 | 0 | 14 |
| | 32 | 205 | 73 | 76 | 27 | 11 | 7 | 0 | 11 |
| | 33 | 283 | 63 | 141 | 44 | 8 | 5 | 0 | 22 |
| | 34 | 273 | 71 | 133 | 32 | 11 | 5 | 0 | 21 |
| | 35 | 264 | 71 | 125 | 34 | 10 | 4 | 0 | 20 |
| | 36 | 300 | 89 | 146 | 29 | 7 | 9 | 0 | 20 |
| | 37 | 197 | 50 | 91 | 30 | 6 | 6 | 0 | 14 |
| | 38 | 359 | 110 | 160 | 38 | 15 | 15 | 0 | 21 |
| | 39 | 178 | 51 | 85 | 25 | 3 | 1 | 1 | 12 |
| | 40 | 185 | 63 | 83 | 18 | 5 | 4 | 0 | 12 |
| | 41 | 311 | 100 | 145 | 35 | 8 | 6 | 2 | 15 |
| | 42 | 205 | 84 | 62 | 29 | 13 | 7 | 0 | 10 |

MEMBER OF ASSEMBLY
134TH DISTRICT
DETAIL

| LEGISLATIVE DISTRICT OR TOWN | ELECTION DISTRICT | TOTAL VOTES | GARY E. PUDUP | PETER A. LAWRENCE | PETER A. LAWRENCE | GARY E. PUDUP | PETER A. LAWRENCE | SCATTER | BLANK AND VOID |
|------------------------------------|----------------------|----------------|---------------------|-------------------------|-------------------------|---------------------|-------------------------|---------|----------------------|
| | | | DEM | REP | CON | WOR | IND | | |
| Greece | | | | | | | | | |
| | 43 | 228 | 44 | 118 | 45 | 5 | 5 | 0 | 11 |
| | 44 | 343 | 94 | 170 | 40 | 15 | 8 | 0 | 16 |
| | 45 | 380 | 83 | 209 | 52 | 7 | 7 | 0 | 22 |
| | 46 | 147 | 46 | 55 | 23 | 7 | 4 | 0 | 12 |
| | 47 | 246 | 79 | 99 | 39 | 9 | 9 | 0 | 11 |
| | 48 | 171 | 49 | 85 | 18 | 0 | 4 | 1 | 14 |
| | 49 | 193 | 63 | 90 | 21 | 5 | 2 | 0 | 12 |
| | 50 | 229 | 72 | 104 | 29 | 8 | 5 | 0 | 11 |
| | 51 | 154 | 45 | 78 | 12 | 5 | 4 | 0 | 10 |
| | 52 | 294 | 90 | 148 | 29 | 5 | 2 | 1 | 19 |
| | 53 | 200 | 78 | 80 | 17 | 5 | 6 | 0 | 14 |
| | 54 | 287 | 64 | 144 | 39 | 10 | 6 | 0 | 24 |
| | 55 | 209 | 60 | 88 | 35 | 4 | 6 | 0 | 16 |
| | 56 | 292 | 83 | 135 | 36 | 6 | 12 | 0 | 20 |
| | 57 | 235 | 67 | 121 | 28 | 3 | 5 | 0 | 11 |
| | 58 | 332 | 99 | 153 | 43 | 9 | 12 | 0 | 16 |
| | 59 | 113 | 51 | 27 | 18 | 1 | 5 | 1 | 10 |
| | 60 | 198 | 77 | 78 | 19 | 7 | 7 | 0 | 10 |
| | 61 | 219 | 73 | 94 | 24 | 13 | 3 | 0 | 12 |
| | 62 | 285 | 95 | 125 | 33 | 13 | 6 | 0 | 13 |
| | 63 | 275 | 95 | 108 | 35 | 9 | 10 | 0 | 18 |
| | 64 | 197 | 54 | 109 | 12 | 7 | 4 | 1 | 10 |
| | 65 | 240 | 69 | 121 | 12 | 5 | 7 | 0 | 26 |
| | 66 | 125 | 39 | 58 | 13 | 1 | 5 | 0 | 9 |
| | 67 | 233 | 58 | 108 | 32 | 13 | 9 | 0 | 13 |
| | 68 | 307 | 79 | 143 | 41 | 5 | 13 | 2 | 24 |
| | 69 | 185 | 66 | 82 | 23 | 3 | 4 | 0 | 7 |
| | 70 | 614 | 156 | 309 | 71 | 20 | 16 | 0 | 42 |
| | 71 | 291 | 85 | 132 | 32 | 9 | 11 | 0 | 22 |
| | 72 | 327 | 95 | 134 | 54 | 7 | 8 | 0 | 29 |
| | 73 | 138 | 50 | 58 | 18 | 5 | 4 | 0 | 3 |
| | 74 | 198 | 72 | 74 | 21 | 8 | 6 | 0 | 17 |
| | 75 | 199 | 49 | 109 | 21 | 2 | 7 | 0 | 11 |
| | 76 | 216 | 56 | 118 | 22 | 4 | 6 | 0 | 10 |
| | 77 | 323 | 102 | 133 | 38 | 11 | 6 | 0 | 33 |
| | 78 | 179 | 42 | 85 | 21 | 8 | 8 | 0 | 15 |
| | 79 | 416 | 93 | 210 | 60 | 7 | 13 | 1 | 32 |
| | 80 | 341 | 81 | 184 | 36 | 8 | 8 | 0 | 24 |
| | 81 | 184 | 52 | 94 | 17 | 8 | 4 | 0 | 9 |
| | 82 | 207 | 68 | 89 | 24 | 8 | 6 | 0 | 12 |
| | 83 | 126 | 47 | 51 | 13 | 3 | 6 | 0 | 6 |
| | 84 | 303 | 90 | 136 | 27 | 9 | 9 | 0 | 32 |

MEMBER OF ASSEMBLY
134TH DISTRICT
DETAIL

| LEGISLATIVE DISTRICT OR TOWN | ELECTION DISTRICT | TOTAL VOTES | GARY E. PUDUP | PETER A. LAWRENCE | PETER A. LAWRENCE | GARY E. PUDUP | PETER A. LAWRENCE | SCATTER | BLANK AND VOID |
|------------------------------------|----------------------|----------------|---------------------|-------------------------|-------------------------|---------------------|-------------------------|---------|----------------------|
| | | | DEM | REP | CON | WOR | IND | | |
| Greece | | | | | | | | | |
| | 85 | 309 | 82 | 132 | 52 | 12 | 10 | 0 | 21 |
| | 86 | 372 | 109 | 179 | 44 | 7 | 11 | 0 | 22 |
| | 87 | 224 | 73 | 99 | 32 | 5 | 6 | 0 | 9 |
| | 88 | 248 | 85 | 99 | 35 | 9 | 4 | 1 | 15 |
| | 89 | 198 | 53 | 95 | 20 | 9 | 5 | 0 | 16 |
| | 90 | 280 | 60 | 144 | 45 | 1 | 5 | 1 | 24 |
| | 91 | 454 | 108 | 235 | 45 | 8 | 17 | 0 | 41 |
| | 92 | 364 | 115 | 163 | 37 | 9 | 9 | 1 | 30 |
| | 93 | 319 | 124 | 130 | 27 | 9 | 12 | 0 | 17 |
| | 94 | 269 | 83 | 127 | 31 | 7 | 3 | 1 | 17 |
| | 95 | 173 | 61 | 76 | 11 | 7 | 5 | 0 | 13 |
| | 96 | 303 | 104 | 135 | 26 | 8 | 7 | 0 | 23 |
| | 97 | 476 | 120 | 245 | 58 | 7 | 11 | 0 | 35 |
| | 98 | 388 | 109 | 176 | 41 | 14 | 10 | 0 | 38 |
| | 99 | 281 | 51 | 157 | 36 | 6 | 7 | 0 | 24 |
| | 100 | 371 | 103 | 182 | 33 | 13 | 10 | 1 | 29 |
| | 101 | 194 | 52 | 88 | 30 | 11 | 3 | 0 | 10 |
| | 102 | 365 | 100 | 175 | 44 | 13 | 14 | 0 | 19 |
| | 103 | 333 | 99 | 164 | 48 | 4 | 6 | 0 | 12 |
| | 104 | 315 | 96 | 151 | 29 | 9 | 7 | 0 | 23 |
| | 105 | 185 | 49 | 101 | 19 | 4 | 2 | 0 | 10 |
| | 106 | 220 | 43 | 114 | 33 | 6 | 8 | 0 | 16 |
| | 107 | 175 | 32 | 100 | 26 | 6 | 5 | 0 | 6 |
| | 108 | 208 | 53 | 108 | 24 | 1 | 8 | 1 | 13 |
| | 109 | 332 | 98 | 135 | 45 | 14 | 14 | 1 | 25 |
| Greece | | 27,141 | 7,926 | 12,467 | 3,241 | 836 | 775 | 29 | 1,867 |
| Ogden | | | | | | | | | |
| | 1 | 274 | 79 | 127 | 41 | 8 | 5 | 0 | 14 |
| | 2 | 321 | 69 | 148 | 58 | 12 | 11 | 0 | 23 |
| | 3 | 454 | 110 | 243 | 65 | 7 | 8 | 0 | 21 |
| | 4 | 319 | 83 | 155 | 56 | 9 | 5 | 0 | 11 |
| | 5 | 302 | 70 | 144 | 56 | 11 | 11 | 0 | 10 |
| | 6 | 354 | 101 | 174 | 47 | 6 | 8 | 0 | 18 |
| | 7 | 223 | 45 | 107 | 31 | 15 | 11 | 0 | 14 |
| | 8 | 319 | 72 | 177 | 34 | 13 | 6 | 0 | 17 |
| | 9 | 286 | 88 | 120 | 42 | 18 | 6 | 0 | 12 |
| | 10 | 298 | 80 | 139 | 40 | 14 | 4 | 0 | 21 |
| | 11 | 325 | 68 | 178 | 50 | 5 | 8 | 0 | 16 |
| | 12 | 362 | 83 | 185 | 60 | 8 | 6 | 0 | 20 |
| | 13 | 269 | 70 | 137 | 34 | 14 | 7 | 0 | 7 |
| | 14 | 271 | 60 | 147 | 35 | 11 | 5 | 0 | 13 |

MEMBER OF ASSEMBLY
134TH DISTRICT
DETAIL

| LEGISLATIVE DISTRICT OR TOWN | ELECTION DISTRICT | TOTAL VOTES | GARY E. PUDUP | PETER A. LAWRENCE | PETER A. LAWRENCE | GARY E. PUDUP | PETER A. LAWRENCE | SCATTER | BLANK AND VOID |
|------------------------------------|----------------------|----------------|---------------------|-------------------------|-------------------------|---------------------|-------------------------|---------|----------------------|
| | | | DEM | REP | CON | WOR | IND | | |
| Ogden | 15 | 388 | 84 | 211 | 53 | 12 | 5 | 0 | 23 |
| | 16 | 205 | 39 | 117 | 40 | 5 | 0 | 0 | 4 |
| | 17 | 241 | 50 | 127 | 35 | 8 | 7 | 0 | 14 |
| | 18 | 375 | 84 | 192 | 53 | 13 | 6 | 0 | 27 |
| | 19 | 403 | 90 | 204 | 57 | 11 | 10 | 0 | 31 |
| | 20 | 378 | 74 | 201 | 72 | 8 | 2 | 0 | 21 |
| Ogden | | 6,367 | 1,499 | 3,233 | 959 | 208 | 131 | 0 | 337 |
| Parma | 1 | 354 | 72 | 177 | 71 | 8 | 6 | 0 | 20 |
| | 2 | 387 | 78 | 208 | 68 | 3 | 10 | 0 | 20 |
| | 3 | 284 | 53 | 152 | 47 | 8 | 7 | 0 | 17 |
| | 4 | 322 | 60 | 163 | 49 | 10 | 8 | 0 | 32 |
| | 5 | 209 | 41 | 102 | 35 | 5 | 8 | 0 | 18 |
| | 6 | 144 | 26 | 71 | 28 | 3 | 5 | 0 | 11 |
| | 7 | 313 | 54 | 170 | 53 | 8 | 8 | 0 | 20 |
| | 8 | 435 | 91 | 230 | 52 | 22 | 13 | 0 | 27 |
| | 9 | 350 | 69 | 186 | 55 | 6 | 6 | 0 | 28 |
| | 10 | 339 | 50 | 188 | 70 | 9 | 11 | 0 | 11 |
| | 11 | 353 | 73 | 183 | 53 | 7 | 16 | 1 | 20 |
| | 12 | 305 | 72 | 151 | 41 | 15 | 11 | 0 | 15 |
| | 13 | 512 | 109 | 277 | 77 | 8 | 15 | 0 | 26 |
| | 14 | 225 | 49 | 108 | 36 | 7 | 9 | 0 | 16 |
| | 15 | 321 | 56 | 160 | 58 | 12 | 11 | 0 | 24 |
| Parma | | 4,853 | 953 | 2,526 | 793 | 131 | 144 | 1 | 305 |
| GRAND TOTAL: | | 38,361 | 10,378 | 18,226 | 4,993 | 1,175 | 1,050 | 30 | 2,509 |

MEMBER OF ASSEMBLY
135TH DISTRICT
SUMMARY

| LEGISLATIVE DISTRICT OR TOWN | TOTAL VOTES | MARK C. JOHNS REP | MARK C. JOHNS CON | MARK C. JOHNS WOR | MARK C. JOHNS IND | SCATTER | BLANK AND VOID |
|------------------------------------|----------------|----------------------------|----------------------------|----------------------------|----------------------------|------------|----------------------|
| East Rochester | 1,659 | 843 | 175 | 114 | 111 | 8 | 408 |
| Penfield | 13,683 | 7,261 | 1,434 | 770 | 1,019 | 63 | 3,136 |
| Perinton | 18,475 | 10,168 | 1,766 | 891 | 1,393 | 86 | 4,171 |
| Webster | 14,562 | 8,196 | 1,822 | 556 | 1,301 | 45 | 2,642 |
| GRAND TOTAL: | <u>48,379</u> | <u>26,468</u> | <u>5,197</u> | <u>2,331</u> | <u>3,824</u> | <u>202</u> | <u>10,357</u> |

MEMBER OF ASSEMBLY
135TH DISTRICT
DETAIL

| LEGISLATIVE DISTRICT OR TOWN | ELECTION DISTRICT | TOTAL VOTES | MARK C. JOHNS | MARK C. JOHNS | MARK C. JOHNS | MARK C. JOHNS | SCATTER | BLANK AND VOID |
|------------------------------------|----------------------|----------------|---------------------|---------------------|---------------------|---------------------|---------|----------------------|
| | | | REP | CON | WOR | IND | | |
| East Rochester | | | | | | | | |
| | 1 | 287 | 149 | 31 | 22 | 19 | 0 | 66 |
| | 2 | 247 | 128 | 24 | 17 | 9 | 0 | 69 |
| | 3 | 254 | 130 | 30 | 16 | 19 | 2 | 57 |
| | 4 | 201 | 107 | 13 | 14 | 18 | 3 | 46 |
| | 5 | 184 | 102 | 19 | 13 | 14 | 1 | 35 |
| | 6 | 258 | 117 | 30 | 15 | 18 | 2 | 76 |
| | 7 | 228 | 110 | 28 | 17 | 14 | 0 | 59 |
| East Rochester | | 1,659 | 843 | 175 | 114 | 111 | 8 | 408 |
| Penfield | | | | | | | | |
| | 1 | 143 | 59 | 25 | 6 | 12 | 1 | 40 |
| | 2 | 292 | 148 | 27 | 23 | 21 | 0 | 73 |
| | 3 | 253 | 132 | 35 | 18 | 21 | 0 | 47 |
| | 4 | 413 | 243 | 68 | 13 | 23 | 4 | 62 |
| | 5 | 346 | 160 | 34 | 21 | 36 | 2 | 93 |
| | 6 | 269 | 164 | 33 | 19 | 16 | 3 | 34 |
| | 7 | 322 | 156 | 40 | 28 | 22 | 3 | 73 |
| | 8 | 259 | 135 | 25 | 11 | 24 | 0 | 64 |
| | 9 | 404 | 167 | 29 | 32 | 34 | 3 | 139 |
| | 10 | 242 | 122 | 20 | 17 | 22 | 0 | 61 |
| | 11 | 199 | 112 | 17 | 11 | 12 | 2 | 45 |
| | 12 | 340 | 171 | 38 | 25 | 22 | 0 | 84 |
| | 13 | 325 | 162 | 40 | 14 | 26 | 0 | 83 |
| | 14 | 420 | 240 | 63 | 21 | 20 | 0 | 76 |
| | 15 | 427 | 223 | 46 | 24 | 32 | 1 | 101 |
| | 16 | 176 | 82 | 8 | 16 | 14 | 3 | 53 |
| | 17 | 345 | 186 | 36 | 26 | 22 | 1 | 74 |
| | 18 | 269 | 141 | 25 | 19 | 25 | 1 | 58 |
| | 19 | 485 | 251 | 42 | 25 | 38 | 0 | 129 |
| | 20 | 393 | 204 | 50 | 24 | 25 | 3 | 87 |
| | 21 | 345 | 165 | 31 | 27 | 32 | 3 | 87 |
| | 22 | 300 | 126 | 34 | 27 | 26 | 1 | 86 |
| | 23 | 419 | 208 | 43 | 21 | 40 | 7 | 100 |
| | 24 | 430 | 238 | 45 | 12 | 34 | 5 | 96 |
| | 25 | 261 | 152 | 25 | 9 | 14 | 3 | 58 |
| | 26 | 204 | 117 | 15 | 17 | 16 | 0 | 39 |
| | 27 | 353 | 179 | 34 | 15 | 33 | 3 | 89 |
| | 28 | 244 | 117 | 34 | 15 | 18 | 0 | 60 |
| | 29 | 409 | 186 | 51 | 29 | 45 | 2 | 96 |
| | 30 | 538 | 309 | 66 | 19 | 31 | 1 | 112 |
| | 31 | 187 | 89 | 13 | 11 | 15 | 1 | 58 |
| | 32 | 204 | 114 | 16 | 14 | 17 | 0 | 43 |
| | 33 | 313 | 155 | 39 | 20 | 23 | 2 | 74 |
| | 34 | 274 | 154 | 25 | 11 | 21 | 0 | 63 |
| | 35 | 486 | 261 | 39 | 26 | 40 | 1 | 119 |
| | 36 | 303 | 166 | 21 | 25 | 26 | 1 | 64 |
| | 37 | 583 | 352 | 57 | 14 | 34 | 2 | 124 |

MEMBER OF ASSEMBLY
135TH DISTRICT
DETAIL

| LEGISLATIVE DISTRICT OR TOWN | ELECTION DISTRICT | TOTAL VOTES | MARK C. JOHNS | MARK C. JOHNS | MARK C. JOHNS | MARK C. JOHNS | SCATTER | BLANK AND VOID |
|------------------------------------|----------------------|----------------|---------------------|---------------------|---------------------|---------------------|---------|----------------------|
| | | | REP | CON | WOR | IND | | |
| Penfield | | | | | | | | |
| | 38 | 231 | 145 | 22 | 12 | 8 | 1 | 43 |
| | 39 | 234 | 130 | 31 | 12 | 19 | 0 | 42 |
| | 40 | 372 | 221 | 26 | 18 | 19 | 2 | 86 |
| | 41 | 391 | 245 | 42 | 12 | 21 | 1 | 70 |
| | 42 | 280 | 174 | 24 | 11 | 20 | 0 | 51 |
| Penfield | | 13,683 | 7,261 | 1,434 | 770 | 1,019 | 63 | 3,136 |
| Perinton | | | | | | | | |
| | 1 | 493 | 266 | 51 | 21 | 31 | 1 | 123 |
| | 2 | 381 | 194 | 44 | 19 | 26 | 1 | 97 |
| | 3 | 303 | 169 | 24 | 18 | 30 | 0 | 62 |
| | 4 | 269 | 134 | 18 | 22 | 30 | 1 | 64 |
| | 5 | 173 | 91 | 14 | 12 | 20 | 0 | 36 |
| | 6 | 296 | 140 | 23 | 13 | 34 | 2 | 84 |
| | 7 | 390 | 204 | 39 | 19 | 37 | 2 | 89 |
| | 8 | 331 | 180 | 33 | 14 | 23 | 4 | 77 |
| | 9 | 449 | 276 | 46 | 16 | 27 | 3 | 81 |
| | 10 | 354 | 182 | 37 | 20 | 37 | 1 | 77 |
| | 11 | 240 | 103 | 27 | 15 | 20 | 0 | 75 |
| | 12 | 322 | 169 | 31 | 14 | 21 | 0 | 87 |
| | 13 | 301 | 193 | 20 | 9 | 22 | 0 | 57 |
| | 14 | 325 | 186 | 30 | 13 | 28 | 1 | 67 |
| | 15 | 311 | 174 | 23 | 12 | 19 | 1 | 82 |
| | 16 | 279 | 143 | 33 | 9 | 19 | 2 | 73 |
| | 17 | 319 | 158 | 25 | 29 | 21 | 2 | 84 |
| | 18 | 344 | 170 | 36 | 9 | 30 | 3 | 96 |
| | 19 | 308 | 175 | 34 | 12 | 28 | 1 | 58 |
| | 20 | 327 | 160 | 36 | 18 | 24 | 1 | 88 |
| | 21 | 410 | 221 | 34 | 29 | 26 | 3 | 97 |
| | 22 | 243 | 139 | 21 | 16 | 12 | 0 | 55 |
| | 23 | 459 | 252 | 50 | 27 | 29 | 3 | 98 |
| | 24 | 491 | 294 | 36 | 19 | 29 | 4 | 109 |
| | 25 | 238 | 118 | 15 | 14 | 25 | 0 | 66 |
| | 26 | 353 | 188 | 43 | 16 | 26 | 6 | 74 |
| | 27 | 279 | 143 | 30 | 14 | 16 | 0 | 76 |
| | 28 | 291 | 147 | 30 | 24 | 24 | 2 | 64 |
| | 29 | 209 | 101 | 15 | 14 | 15 | 1 | 63 |
| | 30 | 315 | 173 | 31 | 14 | 25 | 0 | 72 |
| | 31 | 396 | 226 | 33 | 18 | 32 | 5 | 82 |
| | 32 | 281 | 144 | 26 | 15 | 24 | 2 | 70 |
| | 33 | 357 | 201 | 30 | 15 | 26 | 1 | 84 |
| | 34 | 370 | 224 | 36 | 9 | 17 | 2 | 82 |
| | 35 | 265 | 143 | 29 | 16 | 18 | 2 | 57 |
| | 36 | 177 | 81 | 14 | 23 | 16 | 0 | 43 |
| | 37 | 339 | 178 | 37 | 13 | 29 | 2 | 80 |
| | 38 | 407 | 223 | 40 | 28 | 45 | 3 | 68 |
| | 39 | 380 | 214 | 44 | 13 | 26 | 3 | 80 |

MEMBER OF ASSEMBLY
135TH DISTRICT
DETAIL

| LEGISLATIVE DISTRICT OR TOWN | ELECTION DISTRICT | TOTAL VOTES | MARK C. JOHNS | MARK C. JOHNS | MARK C. JOHNS | MARK C. JOHNS | SCATTER | BLANK AND VOID |
|------------------------------------|----------------------|----------------|---------------------|---------------------|---------------------|---------------------|---------|----------------------|
| | | | REP | CON | WOR | IND | | |
| Perinton | 40 | 236 | 128 | 25 | 13 | 19 | 2 | 49 |
| | 41 | 231 | 115 | 28 | 11 | 14 | 2 | 61 |
| | 42 | 301 | 146 | 30 | 20 | 34 | 2 | 69 |
| | 43 | 578 | 345 | 60 | 21 | 46 | 1 | 105 |
| | 44 | 313 | 156 | 37 | 12 | 29 | 1 | 78 |
| | 45 | 507 | 313 | 42 | 16 | 32 | 0 | 104 |
| | 46 | 185 | 98 | 20 | 17 | 11 | 1 | 38 |
| | 47 | 350 | 207 | 39 | 8 | 21 | 2 | 73 |
| | 48 | 278 | 150 | 22 | 13 | 32 | 3 | 58 |
| | 49 | 305 | 167 | 38 | 12 | 17 | 2 | 69 |
| | 50 | 110 | 34 | 8 | 20 | 9 | 1 | 38 |
| | 51 | 399 | 266 | 39 | 15 | 20 | 0 | 59 |
| | 52 | 320 | 190 | 24 | 11 | 20 | 1 | 74 |
| | 53 | 274 | 155 | 21 | 12 | 17 | 0 | 69 |
| | 54 | 552 | 357 | 46 | 17 | 31 | 1 | 100 |
| | 55 | 340 | 201 | 23 | 12 | 25 | 1 | 78 |
| | 56 | 421 | 263 | 46 | 10 | 29 | 1 | 72 |
| Perinton | | 18,475 | 10,168 | 1,766 | 891 | 1,393 | 86 | 4,171 |
| Webster | 1 | 323 | 170 | 40 | 14 | 31 | 4 | 64 |
| | 2 | 328 | 160 | 42 | 22 | 30 | 0 | 74 |
| | 3 | 389 | 208 | 36 | 14 | 48 | 1 | 82 |
| | 4 | 142 | 85 | 18 | 7 | 11 | 0 | 21 |
| | 5 | 335 | 176 | 44 | 17 | 37 | 0 | 61 |
| | 6 | 262 | 154 | 29 | 10 | 17 | 0 | 52 |
| | 7 | 353 | 202 | 43 | 13 | 32 | 0 | 63 |
| | 8 | 297 | 164 | 40 | 21 | 23 | 1 | 48 |
| | 9 | 331 | 185 | 45 | 13 | 36 | 1 | 51 |
| | 10 | 592 | 356 | 92 | 12 | 42 | 2 | 88 |
| | 11 | 319 | 181 | 45 | 12 | 34 | 2 | 45 |
| | 12 | 399 | 228 | 50 | 14 | 35 | 0 | 72 |
| | 13 | 288 | 157 | 36 | 10 | 29 | 0 | 56 |
| | 14 | 311 | 170 | 39 | 12 | 29 | 0 | 61 |
| | 15 | 260 | 152 | 25 | 11 | 24 | 1 | 47 |
| | 16 | 373 | 216 | 41 | 14 | 28 | 2 | 72 |
| | 17 | 307 | 185 | 39 | 15 | 26 | 1 | 41 |
| 18 | 211 | 113 | 20 | 8 | 26 | 1 | 43 | |
| 19 | 489 | 301 | 52 | 13 | 41 | 4 | 78 | |
| 20 | 439 | 263 | 53 | 19 | 37 | 0 | 67 | |
| 21 | 355 | 204 | 45 | 16 | 33 | 6 | 51 | |
| 22 | 325 | 184 | 46 | 19 | 24 | 1 | 51 | |
| 23 | 300 | 170 | 35 | 13 | 28 | 1 | 53 | |
| 24 | 696 | 380 | 97 | 14 | 70 | 3 | 132 | |
| 25 | 271 | 140 | 33 | 10 | 16 | 0 | 72 | |
| 26 | 296 | 152 | 48 | 13 | 17 | 1 | 65 | |
| 27 | 352 | 209 | 46 | 10 | 25 | 2 | 60 | |

MEMBER OF ASSEMBLY
135TH DISTRICT
DETAIL

| LEGISLATIVE DISTRICT OR TOWN | ELECTION DISTRICT | TOTAL VOTES | MARK C. JOHNS | MARK C. JOHNS | MARK C. JOHNS | MARK C. JOHNS | SCATTER | BLANK AND VOID |
|------------------------------------|----------------------|----------------------|----------------------|---------------------|---------------------|---------------------|-------------------|----------------------|
| | | | REP | CON | WOR | IND | | |
| Webster | | | | | | | | |
| | 28 | 275 | 150 | 37 | 13 | 25 | 3 | 47 |
| | 29 | 230 | 129 | 21 | 7 | 22 | 0 | 51 |
| | 30 | 197 | 99 | 16 | 19 | 14 | 1 | 48 |
| | 31 | 373 | 195 | 57 | 19 | 23 | 1 | 78 |
| | 32 | 436 | 263 | 68 | 12 | 21 | 0 | 72 |
| | 33 | 349 | 203 | 33 | 14 | 26 | 1 | 72 |
| | 34 | 176 | 110 | 26 | 3 | 18 | 0 | 19 |
| | 35 | 229 | 127 | 43 | 6 | 24 | 0 | 29 |
| | 36 | 278 | 166 | 32 | 10 | 26 | 0 | 44 |
| | 37 | 520 | 294 | 56 | 25 | 73 | 2 | 70 |
| | 38 | 366 | 185 | 36 | 17 | 36 | 0 | 92 |
| | 39 | 332 | 176 | 35 | 10 | 31 | 0 | 80 |
| | 40 | 496 | 296 | 53 | 11 | 44 | 1 | 91 |
| | 41 | 395 | 235 | 46 | 5 | 36 | 0 | 73 |
| | 42 | 326 | 167 | 53 | 10 | 31 | 2 | 63 |
| | 43 | 241 | 136 | 31 | 9 | 22 | 0 | 43 |
| Webster | | <u>14,562</u> | <u>8,196</u> | <u>1,822</u> | <u>556</u> | <u>1,301</u> | <u>45</u> | <u>2,642</u> |
| GRAND TOTAL: | | <u><u>48,379</u></u> | <u><u>26,468</u></u> | <u><u>5,197</u></u> | <u><u>2,331</u></u> | <u><u>3,824</u></u> | <u><u>202</u></u> | <u><u>10,357</u></u> |

MEMBER OF ASSEMBLY
136TH DISTRICT
SUMMARY

| LEGISLATIVE DISTRICT OR TOWN | TOTAL VOTES | JOSEPH D. MORELLE | JOSEPH D. MORELLE | SCATTER | BLANK AND VOID |
|------------------------------------|----------------|-------------------------|-------------------------|---------|----------------------|
| | | DEM | IND | | |
| Leg. Dist. 07 | 539 | 284 | 69 | 2 | 184 |
| Leg. Dist. 16 | 8 | 7 | 1 | 0 | 0 |
| Leg. Dist. 21 | 861 | 573 | 85 | 6 | 197 |
| Leg. Dist. 23 | 2,553 | 1,623 | 301 | 18 | 611 |
| Leg. Dist. 26 | 3,142 | 1,746 | 440 | 23 | 933 |
| Leg. Dist. 28 | 1,676 | 1,103 | 180 | 8 | 385 |
| Leg. Dist. 29 | 923 | 616 | 82 | 9 | 216 |
| CITY | 9,702 | 5,952 | 1,158 | 66 | 2,526 |
| Brighton | 11,576 | 7,177 | 1,333 | 81 | 2,985 |
| Irondequoit | 17,346 | 9,533 | 2,008 | 116 | 5,689 |
| TOWNS | 28,922 | 16,710 | 3,341 | 197 | 8,674 |
| GRAND TOTAL: | 38,624 | 22,662 | 4,499 | 263 | 11,200 |

MEMBER OF ASSEMBLY
136TH DISTRICT
DETAIL

| LEGISLATIVE DISTRICT OR TOWN | ELECTION DISTRICT | TOTAL VOTES | JOSEPH D. MORELLE | JOSEPH D. MORELLE | SCATTER | BLANK AND VOID |
|------------------------------------|----------------------|----------------|-------------------------|-------------------------|---------|----------------------|
| | | | DEM | IND | | |
| Leg. Dist. 07 | | | | | | |
| | 1 | 327 | 149 | 49 | 2 | 127 |
| | 2 | 212 | 135 | 20 | 0 | 57 |
| Leg. Dist. 07 | | 539 | 284 | 69 | 2 | 184 |
| Leg. Dist. 16 | | | | | | |
| | 1 | 8 | 7 | 1 | 0 | 0 |
| Leg. Dist. 16 | | 8 | 7 | 1 | 0 | 0 |
| Leg. Dist. 21 | | | | | | |
| | 7 | 351 | 244 | 32 | 1 | 74 |
| | 8 | 85 | 67 | 5 | 0 | 13 |
| | 20 | 116 | 73 | 18 | 0 | 25 |
| | 24 | 309 | 189 | 30 | 5 | 85 |
| Leg. Dist. 21 | | 861 | 573 | 85 | 6 | 197 |
| Leg. Dist. 23 | | | | | | |
| | 12 | 308 | 213 | 31 | 2 | 62 |
| | 16 | 118 | 74 | 15 | 1 | 28 |
| | 18 | 478 | 289 | 65 | 3 | 121 |
| | 19 | 255 | 158 | 26 | 2 | 69 |
| | 22 | 221 | 137 | 22 | 2 | 60 |
| | 24 | 244 | 162 | 27 | 0 | 55 |
| | 25 | 357 | 243 | 37 | 1 | 76 |
| | 26 | 386 | 248 | 47 | 4 | 87 |
| | 27 | 186 | 99 | 31 | 3 | 53 |
| Leg. Dist. 23 | | 2,553 | 1,623 | 301 | 18 | 611 |
| Leg. Dist. 26 | | | | | | |
| | 1 | 354 | 179 | 57 | 2 | 116 |
| | 2 | 141 | 72 | 29 | 2 | 38 |
| | 3 | 88 | 52 | 8 | 1 | 27 |
| | 4 | 171 | 83 | 31 | 1 | 56 |
| | 5 | 142 | 84 | 13 | 2 | 43 |
| | 6 | 137 | 98 | 9 | 0 | 30 |
| | 7 | 167 | 105 | 15 | 0 | 47 |
| | 8 | 172 | 118 | 19 | 1 | 34 |
| | 9 | 199 | 100 | 32 | 2 | 65 |
| | 10 | 196 | 114 | 25 | 2 | 55 |
| | 11 | 185 | 108 | 28 | 1 | 48 |
| | 12 | 184 | 87 | 37 | 0 | 60 |
| | 13 | 218 | 120 | 25 | 2 | 71 |
| | 14 | 255 | 136 | 33 | 4 | 82 |
| | 15 | 169 | 108 | 22 | 1 | 38 |
| | 16 | 202 | 91 | 31 | 1 | 79 |
| | 17 | 162 | 91 | 26 | 1 | 44 |
| Leg. Dist. 26 | | 3,142 | 1,746 | 440 | 23 | 933 |

MEMBER OF ASSEMBLY
136TH DISTRICT
DETAIL

| LEGISLATIVE DISTRICT OR TOWN | ELECTION DISTRICT | TOTAL VOTES | JOSEPH D. MORELLE | JOSEPH D. MORELLE | SCATTER | BLANK AND VOID |
|------------------------------------|----------------------|----------------|-------------------------|-------------------------|---------|----------------------|
| | | | DEM | IND | | |
| Leg. Dist. 28 | | | | | | |
| | 1 | 117 | 80 | 10 | 1 | 26 |
| | 2 | 112 | 72 | 16 | 0 | 24 |
| | 4 | 91 | 59 | 7 | 2 | 23 |
| | 5 | 117 | 74 | 14 | 1 | 28 |
| | 6 | 246 | 175 | 19 | 2 | 50 |
| | 7 | 234 | 145 | 21 | 1 | 67 |
| | 9 | 150 | 88 | 23 | 1 | 38 |
| | 16 | 127 | 87 | 13 | 0 | 27 |
| | 18 | 107 | 69 | 9 | 0 | 29 |
| | 20 | 193 | 126 | 26 | 0 | 41 |
| | 21 | 182 | 128 | 22 | 0 | 32 |
| Leg. Dist. 28 | | 1,676 | 1,103 | 180 | 8 | 385 |
| Leg. Dist. 29 | | | | | | |
| | 8 | 41 | 31 | 3 | 0 | 7 |
| | 17 | 133 | 79 | 15 | 2 | 37 |
| | 18 | 239 | 140 | 30 | 3 | 66 |
| | 21 | 199 | 126 | 25 | 2 | 46 |
| | 22 | 127 | 99 | 5 | 0 | 23 |
| | 23 | 183 | 141 | 4 | 2 | 36 |
| | 27 | 1 | 0 | 0 | 0 | 1 |
| Leg. Dist. 29 | | 923 | 616 | 82 | 9 | 216 |
| CITY | | 9,702 | 5,952 | 1,158 | 66 | 2,526 |
| Brighton | | | | | | |
| | 1 | 329 | 209 | 44 | 3 | 73 |
| | 2 | 201 | 99 | 32 | 2 | 68 |
| | 3 | 276 | 147 | 32 | 0 | 97 |
| | 4 | 273 | 183 | 36 | 2 | 52 |
| | 5 | 278 | 192 | 25 | 2 | 59 |
| | 6 | 387 | 230 | 42 | 3 | 112 |
| | 7 | 224 | 120 | 27 | 1 | 76 |
| | 8 | 296 | 159 | 23 | 6 | 108 |
| | 9 | 262 | 161 | 29 | 3 | 69 |
| | 10 | 319 | 216 | 45 | 1 | 57 |
| | 11 | 327 | 182 | 42 | 1 | 102 |
| | 12 | 354 | 220 | 46 | 3 | 85 |
| | 13 | 221 | 125 | 30 | 1 | 65 |
| | 14 | 153 | 102 | 22 | 1 | 28 |
| | 15 | 227 | 124 | 25 | 1 | 77 |
| | 16 | 195 | 89 | 19 | 1 | 86 |
| | 17 | 118 | 89 | 9 | 0 | 20 |
| | 18 | 253 | 152 | 34 | 3 | 64 |
| | 19 | 189 | 127 | 17 | 2 | 43 |
| | 20 | 160 | 102 | 18 | 4 | 36 |

MEMBER OF ASSEMBLY
136TH DISTRICT
DETAIL

| LEGISLATIVE DISTRICT OR TOWN | ELECTION DISTRICT | TOTAL VOTES | JOSEPH D. MORELLE | JOSEPH D. MORELLE | SCATTER | BLANK AND VOID |
|------------------------------------|----------------------|----------------|-------------------------|-------------------------|---------|----------------------|
| | | | DEM | IND | | |
| Brighton | 21 | 242 | 150 | 35 | 2 | 55 |
| | 22 | 284 | 178 | 30 | 2 | 74 |
| | 23 | 233 | 154 | 22 | 2 | 55 |
| | 24 | 326 | 201 | 29 | 3 | 93 |
| | 25 | 237 | 155 | 28 | 3 | 51 |
| | 26 | 207 | 127 | 20 | 3 | 57 |
| | 27 | 225 | 150 | 31 | 0 | 44 |
| | 28 | 335 | 208 | 47 | 2 | 78 |
| | 29 | 221 | 113 | 30 | 0 | 78 |
| | 30 | 505 | 333 | 58 | 2 | 112 |
| | 31 | 241 | 158 | 26 | 1 | 56 |
| | 32 | 295 | 190 | 36 | 1 | 68 |
| | 33 | 322 | 222 | 31 | 0 | 69 |
| | 34 | 281 | 168 | 29 | 2 | 82 |
| | 35 | 230 | 154 | 26 | 1 | 49 |
| | 36 | 144 | 89 | 17 | 4 | 34 |
| | 37 | 261 | 183 | 22 | 2 | 54 |
| | 38 | 287 | 175 | 37 | 0 | 75 |
| | 39 | 248 | 136 | 32 | 2 | 78 |
| | 40 | 422 | 282 | 46 | 2 | 92 |
| | 41 | 262 | 164 | 35 | 2 | 61 |
| | 42 | 98 | 69 | 3 | 1 | 25 |
| | 43 | 239 | 152 | 21 | 2 | 64 |
| | 44 | 73 | 43 | 12 | 1 | 17 |
| | 45 | 161 | 87 | 21 | 1 | 52 |
| | 46 | 155 | 108 | 12 | 0 | 35 |
| Brighton | | 11,576 | 7,177 | 1,333 | 81 | 2,985 |
| Irondequoit | 1 | 351 | 201 | 37 | 2 | 111 |
| | 2 | 211 | 119 | 24 | 0 | 68 |
| | 3 | 326 | 164 | 54 | 0 | 108 |
| | 4 | 245 | 118 | 33 | 1 | 93 |
| | 5 | 238 | 140 | 25 | 4 | 69 |
| | 6 | 427 | 232 | 44 | 3 | 148 |
| | 7 | 404 | 217 | 59 | 1 | 127 |
| | 8 | 273 | 121 | 33 | 2 | 117 |
| | 9 | 274 | 152 | 32 | 2 | 88 |
| | 10 | 323 | 168 | 36 | 0 | 119 |
| | 11 | 170 | 92 | 17 | 0 | 61 |
| | 12 | 196 | 118 | 22 | 2 | 54 |
| | 13 | 351 | 204 | 32 | 0 | 115 |
| | 14 | 350 | 176 | 51 | 3 | 120 |
| | 15 | 375 | 189 | 42 | 3 | 141 |

MEMBER OF ASSEMBLY
136TH DISTRICT
DETAIL

| LEGISLATIVE DISTRICT OR TOWN | ELECTION DISTRICT | TOTAL VOTES | JOSEPH D. MORELLE | JOSEPH D. MORELLE | SCATTER | BLANK AND VOID |
|------------------------------------|----------------------|----------------|-------------------------|-------------------------|---------|----------------------|
| | | | DEM | IND | | |
| Irondequoit | 16 | 507 | 284 | 52 | 0 | 171 |
| | 17 | 185 | 102 | 18 | 5 | 60 |
| | 18 | 264 | 153 | 25 | 0 | 86 |
| | 19 | 273 | 168 | 31 | 4 | 70 |
| | 20 | 270 | 146 | 24 | 3 | 97 |
| | 21 | 269 | 143 | 29 | 3 | 94 |
| | 22 | 303 | 173 | 35 | 2 | 93 |
| | 23 | 255 | 155 | 26 | 2 | 72 |
| | 24 | 237 | 133 | 24 | 3 | 77 |
| | 25 | 255 | 135 | 35 | 4 | 81 |
| | 26 | 188 | 120 | 20 | 1 | 47 |
| | 27 | 183 | 77 | 33 | 1 | 72 |
| | 28 | 234 | 109 | 25 | 2 | 98 |
| | 29 | 231 | 134 | 32 | 3 | 62 |
| | 30 | 255 | 122 | 48 | 2 | 83 |
| | 31 | 377 | 211 | 48 | 3 | 115 |
| | 32 | 255 | 143 | 31 | 1 | 80 |
| | 33 | 207 | 97 | 24 | 0 | 86 |
| | 34 | 407 | 203 | 33 | 3 | 168 |
| | 35 | 192 | 121 | 26 | 0 | 45 |
| | 36 | 141 | 86 | 15 | 1 | 39 |
| | 37 | 216 | 113 | 22 | 4 | 77 |
| | 38 | 148 | 89 | 17 | 0 | 42 |
| | 39 | 85 | 49 | 4 | 0 | 32 |
| | 40 | 168 | 90 | 29 | 4 | 45 |
| | 41 | 257 | 148 | 28 | 2 | 79 |
| | 42 | 306 | 144 | 41 | 4 | 117 |
| | 43 | 210 | 113 | 22 | 2 | 73 |
| | 44 | 509 | 275 | 62 | 3 | 169 |
| | 45 | 212 | 127 | 18 | 0 | 67 |
| | 46 | 251 | 118 | 37 | 2 | 94 |
| | 47 | 101 | 52 | 13 | 0 | 36 |
| | 48 | 280 | 147 | 35 | 5 | 93 |
| | 49 | 238 | 121 | 42 | 3 | 72 |
| | 50 | 155 | 91 | 12 | 1 | 51 |
| | 51 | 370 | 205 | 54 | 2 | 109 |
| | 52 | 278 | 164 | 33 | 1 | 80 |
| | 53 | 216 | 125 | 15 | 1 | 75 |
| | 54 | 81 | 50 | 10 | 0 | 21 |
| | 55 | 271 | 165 | 29 | 1 | 76 |
| | 56 | 235 | 155 | 16 | 0 | 64 |
| | 57 | 354 | 206 | 35 | 3 | 110 |
| | 58 | 272 | 151 | 26 | 1 | 94 |
| | 59 | 240 | 119 | 30 | 2 | 89 |

MEMBER OF ASSEMBLY
136TH DISTRICT
DETAIL

| LEGISLATIVE DISTRICT OR TOWN | ELECTION DISTRICT | TOTAL VOTES | JOSEPH D. MORELLE | JOSEPH D. MORELLE | SCATTER | BLANK AND VOID |
|------------------------------------|----------------------|----------------------|-------------------------|-------------------------|-------------------|----------------------|
| | | | DEM | IND | | |
| Irondequoit | 60 | 266 | 136 | 29 | 1 | 100 |
| | 61 | 348 | 195 | 42 | 1 | 110 |
| | 62 | 290 | 152 | 40 | 2 | 96 |
| | 63 | 199 | 103 | 29 | 3 | 64 |
| | 64 | 75 | 55 | 7 | 0 | 13 |
| | 65 | 164 | 113 | 18 | 0 | 33 |
| | 66 | 109 | 80 | 3 | 0 | 26 |
| | 67 | 207 | 117 | 16 | 1 | 73 |
| | 68 | 233 | 139 | 19 | 1 | 74 |
| | | <u>17,346</u> | <u>9,533</u> | <u>2,008</u> | <u>116</u> | <u>5,689</u> |
| Irondequoit TOWNS | | <u>28,922</u> | <u>16,710</u> | <u>3,341</u> | <u>197</u> | <u>8,674</u> |
| GRAND TOTAL: | | <u><u>38,624</u></u> | <u><u>22,662</u></u> | <u><u>4,499</u></u> | <u><u>263</u></u> | <u><u>11,200</u></u> |

MEMBER OF ASSEMBLY
137TH DISTRICT
SUMMARY

| LEGISLATIVE DISTRICT OR TOWN | TOTAL VOTES | DAVID F. GANTT DEM | ANN C. LEWIS RGU | SCATTER | BLANK AND VOID |
|------------------------------------|----------------|---------------------------------|-------------------------------|-----------|----------------------|
| Leg. Dist. 21 | 1,534 | 1,088 | 178 | 6 | 262 |
| Leg. Dist. 22 | 2,590 | 2,065 | 197 | 3 | 325 |
| Leg. Dist. 23 | 136 | 86 | 16 | 1 | 33 |
| Leg. Dist. 25 | 3,230 | 2,354 | 431 | 12 | 433 |
| Leg. Dist. 27 | 4,774 | 3,425 | 636 | 14 | 699 |
| Leg. Dist. 28 | 181 | 129 | 19 | 0 | 33 |
| Leg. Dist. 29 | 1,460 | 1,070 | 147 | 3 | 240 |
| CITY | 13,905 | 10,217 | 1,624 | 39 | 2,025 |
| Gates | 7,842 | 3,071 | 1,998 | 21 | 2,752 |
| TOWNS | 7,842 | 3,071 | 1,998 | 21 | 2,752 |
| GRAND TOTAL: | <u>21,747</u> | <u>13,288</u> | <u>3,622</u> | <u>60</u> | <u>4,777</u> |

MEMBER OF ASSEMBLY
137TH DISTRICT
DETAIL

| LEGISLATIVE DISTRICT OR TOWN | ELECTION DISTRICT | TOTAL VOTES | DAVID F. GANTT DEM | ANN C. LEWIS RGU | SCATTER | BLANK AND VOID |
|------------------------------------|----------------------|----------------|---------------------------------|-------------------------------|----------|----------------------|
| Leg. Dist. 21 | 5 | 123 | 67 | 30 | 0 | 26 |
| | 11 | 182 | 136 | 9 | 1 | 36 |
| | 13 | 144 | 87 | 23 | 0 | 34 |
| | 16 | 82 | 54 | 8 | 0 | 20 |
| | 18 | 151 | 115 | 16 | 0 | 20 |
| | 19 | 73 | 57 | 8 | 0 | 8 |
| | 21 | 156 | 116 | 17 | 0 | 23 |
| | 22 | 174 | 134 | 23 | 0 | 17 |
| | 23 | 172 | 105 | 28 | 2 | 37 |
| | 25 | 173 | 129 | 11 | 2 | 31 |
| | 27 | <u>104</u> | <u>88</u> | <u>5</u> | <u>1</u> | <u>10</u> |
| Leg. Dist. 21 | | 1,534 | 1,088 | 178 | 6 | 262 |
| Leg. Dist. 22 | 1 | 163 | 131 | 9 | 0 | 23 |
| | 2 | 59 | 51 | 3 | 0 | 5 |
| | 3 | 102 | 77 | 13 | 0 | 12 |
| | 4 | 43 | 35 | 2 | 0 | 6 |
| | 5 | 82 | 74 | 4 | 0 | 4 |
| | 6 | 111 | 94 | 3 | 0 | 14 |
| | 7 | 57 | 48 | 4 | 0 | 5 |
| | 8 | 121 | 97 | 8 | 0 | 16 |
| | 9 | 75 | 69 | 1 | 0 | 5 |
| | 10 | 94 | 87 | 2 | 0 | 5 |
| | 11 | 141 | 111 | 11 | 0 | 19 |
| | 12 | 81 | 70 | 4 | 0 | 7 |
| | 13 | 40 | 34 | 1 | 0 | 5 |
| | 14 | 103 | 85 | 6 | 0 | 12 |
| | 15 | 137 | 114 | 9 | 0 | 14 |
| | 16 | 55 | 47 | 3 | 0 | 5 |
| | 17 | 46 | 39 | 2 | 0 | 5 |
| | 18 | 73 | 55 | 7 | 0 | 11 |
| | 19 | 77 | 55 | 9 | 1 | 12 |
| | 20 | 130 | 112 | 1 | 0 | 17 |
| | 21 | 72 | 50 | 10 | 0 | 12 |
| | 22 | 116 | 96 | 7 | 0 | 13 |
| | 23 | 91 | 80 | 4 | 0 | 7 |
| | 24 | 53 | 35 | 5 | 0 | 13 |
| | 25 | 254 | 159 | 45 | 2 | 48 |
| | 26 | 82 | 48 | 15 | 0 | 19 |
| | 27 | <u>132</u> | <u>112</u> | <u>9</u> | <u>0</u> | <u>11</u> |
| Leg. Dist. 22 | | 2,590 | 2,065 | 197 | 3 | 325 |

MEMBER OF ASSEMBLY
137TH DISTRICT
DETAIL

| LEGISLATIVE DISTRICT OR TOWN | ELECTION DISTRICT | TOTAL VOTES | DAVID F. GANTT DEM | ANN C. LEWIS RGU | SCATTER | BLANK AND VOID |
|------------------------------------|----------------------|----------------|---------------------------------|-------------------------------|---------|----------------------|
| Leg. Dist. 23 | 23 | 136 | 86 | 16 | 1 | 33 |
| Leg. Dist. 23 | | 136 | 86 | 16 | 1 | 33 |
| Leg. Dist. 25 | 1 | 254 | 151 | 57 | 3 | 43 |
| | 2 | 156 | 115 | 19 | 0 | 22 |
| | 3 | 252 | 210 | 17 | 0 | 25 |
| | 4/24 | 132 | 83 | 16 | 0 | 33 |
| | 5 | 187 | 116 | 44 | 1 | 26 |
| | 6 | 118 | 74 | 25 | 2 | 17 |
| | 7 | 181 | 156 | 6 | 0 | 19 |
| | 8 | 192 | 164 | 8 | 0 | 20 |
| | 9 | 85 | 70 | 5 | 0 | 10 |
| | 10 | 149 | 119 | 12 | 0 | 18 |
| | 11 | 75 | 64 | 7 | 0 | 4 |
| | 13 | 140 | 123 | 9 | 0 | 8 |
| | 14 | 88 | 59 | 11 | 0 | 18 |
| | 15 | 129 | 104 | 16 | 0 | 9 |
| | 16 | 124 | 89 | 18 | 0 | 17 |
| | 17 | 121 | 96 | 13 | 0 | 12 |
| | 18 | 204 | 153 | 27 | 0 | 24 |
| | 19 | 21 | 10 | 6 | 0 | 5 |
| | 20 | 31 | 20 | 5 | 0 | 6 |
| | 21 | 81 | 52 | 7 | 3 | 19 |
| | 22 | 141 | 63 | 54 | 0 | 24 |
| | 23 | 21 | 17 | 1 | 0 | 3 |
| | 25 | 257 | 192 | 26 | 3 | 36 |
| | 26/27 | 91 | 54 | 22 | 0 | 15 |
| Leg. Dist. 25 | | 3,230 | 2,354 | 431 | 12 | 433 |
| Leg. Dist. 27 | 1 | 236 | 154 | 42 | 1 | 39 |
| | 2 | 245 | 166 | 41 | 3 | 35 |
| | 3 | 198 | 124 | 35 | 2 | 37 |
| | 4 | 244 | 163 | 36 | 0 | 45 |
| | 5 | 234 | 176 | 22 | 0 | 36 |
| | 6 | 180 | 138 | 23 | 0 | 19 |
| | 7 | 211 | 140 | 29 | 1 | 41 |
| | 8 | 331 | 274 | 29 | 0 | 28 |
| | 9 | 244 | 160 | 35 | 1 | 48 |
| | 10 | 218 | 139 | 36 | 2 | 41 |
| | 11 | 229 | 152 | 40 | 0 | 37 |
| | 12 | 173 | 131 | 17 | 0 | 25 |
| | 13 | 204 | 163 | 26 | 0 | 15 |
| | 14 | 160 | 137 | 7 | 0 | 16 |

MEMBER OF ASSEMBLY
137TH DISTRICT
DETAIL

| LEGISLATIVE DISTRICT OR TOWN | ELECTION DISTRICT | TOTAL VOTES | DAVID F. GANTT DEM | ANN C. LEWIS RGU | SCATTER | BLANK AND VOID |
|------------------------------------|----------------------|----------------|---------------------------------|-------------------------------|---------|----------------------|
| Leg. Dist. 27 | 15 | 164 | 120 | 23 | 0 | 21 |
| | 16 | 181 | 135 | 22 | 0 | 24 |
| | 17 | 203 | 145 | 23 | 0 | 35 |
| | 18 | 184 | 110 | 32 | 2 | 40 |
| | 19 | 219 | 178 | 30 | 1 | 10 |
| | 20 | 109 | 92 | 12 | 0 | 5 |
| | 21 | 115 | 96 | 5 | 0 | 14 |
| | 22 | 147 | 94 | 22 | 0 | 31 |
| | 23 | 135 | 114 | 12 | 1 | 8 |
| | 25 | 91 | 51 | 9 | 0 | 31 |
| | 26 | 119 | 73 | 28 | 0 | 18 |
| Leg. Dist. 27 | | 4,774 | 3,425 | 636 | 14 | 699 |
| Leg. Dist. 28 | 3 | 82 | 64 | 6 | 0 | 12 |
| | 12 | 73 | 52 | 9 | 0 | 12 |
| | 17 | 23 | 11 | 4 | 0 | 8 |
| | 19 | 3 | 2 | 0 | 0 | 1 |
| Leg. Dist. 28 | | 181 | 129 | 19 | 0 | 33 |
| Leg. Dist. 29 | 2 | 48 | 33 | 5 | 0 | 10 |
| | 10 | 223 | 161 | 18 | 0 | 44 |
| | 11 | 175 | 106 | 21 | 0 | 48 |
| | 12 | 185 | 134 | 22 | 1 | 28 |
| | 13 | 98 | 79 | 5 | 1 | 13 |
| | 14 | 69 | 54 | 5 | 0 | 10 |
| | 15 | 114 | 86 | 12 | 1 | 15 |
| | 16 | 57 | 42 | 5 | 0 | 10 |
| | 20 | 194 | 150 | 19 | 0 | 25 |
| | 24 | 229 | 170 | 28 | 0 | 31 |
| | 26 | 68 | 55 | 7 | 0 | 6 |
| Leg. Dist. 29 | | 1,460 | 1,070 | 147 | 3 | 240 |
| CITY | | 13,905 | 10,217 | 1,624 | 39 | 2,025 |
| Gates | 1 | 158 | 63 | 50 | 1 | 44 |
| | 2 | 213 | 101 | 38 | 0 | 74 |
| | 3 | 205 | 82 | 57 | 1 | 65 |
| | 4 | 229 | 80 | 39 | 1 | 109 |
| | 5 | 298 | 117 | 80 | 0 | 101 |
| | 6 | 238 | 99 | 64 | 0 | 75 |
| | 7 | 475 | 172 | 130 | 0 | 173 |
| | 8 | 199 | 69 | 55 | 0 | 75 |
| | 9 | 261 | 122 | 50 | 0 | 89 |

MEMBER OF ASSEMBLY
137TH DISTRICT
DETAIL

| <u>LEGISLATIVE DISTRICT OR TOWN</u> | <u>ELECTION DISTRICT</u> | <u>TOTAL VOTES</u> | DAVID F. GANTT <u>DEM</u> | ANN C. LEWIS <u>RGU</u> | <u>SCATTER</u> | <u>BLANK AND VOID</u> |
|---|------------------------------|------------------------|--|--------------------------------------|------------------|-------------------------------|
| Gates | 10 | 150 | 68 | 37 | 0 | 45 |
| | 11 | 178 | 70 | 55 | 0 | 53 |
| | 12 | 159 | 65 | 38 | 0 | 56 |
| | 13 | 215 | 93 | 52 | 1 | 69 |
| | 14 | 196 | 82 | 37 | 2 | 75 |
| | 15 | 346 | 134 | 105 | 0 | 107 |
| | 16 | 185 | 77 | 51 | 0 | 57 |
| | 17 | 212 | 95 | 53 | 2 | 62 |
| | 18 | 268 | 86 | 63 | 3 | 116 |
| | 19 | 234 | 78 | 52 | 0 | 104 |
| | 20 | 228 | 89 | 64 | 0 | 75 |
| | 21 | 215 | 78 | 49 | 0 | 88 |
| | 22 | 197 | 65 | 52 | 0 | 80 |
| | 23 | 234 | 79 | 67 | 0 | 88 |
| | 24 | 277 | 106 | 64 | 2 | 105 |
| | 25 | 189 | 75 | 49 | 0 | 65 |
| | 26 | 291 | 108 | 69 | 0 | 114 |
| | 27 | 289 | 127 | 72 | 1 | 89 |
| | 28 | 188 | 61 | 43 | 0 | 84 |
| | 29 | 212 | 88 | 56 | 2 | 66 |
| | 30 | 163 | 73 | 38 | 0 | 52 |
| | 31 | 188 | 71 | 49 | 1 | 67 |
| | 32 | 271 | 93 | 98 | 1 | 79 |
| | 33 | 108 | 63 | 25 | 1 | 19 |
| | 34 | 210 | 81 | 52 | 2 | 75 |
| | 35 | 163 | 61 | 45 | 0 | 57 |
| Gates | | <u>7,842</u> | <u>3,071</u> | <u>1,998</u> | <u>21</u> | <u>2,752</u> |
| TOWNS | | <u>7,842</u> | <u>3,071</u> | <u>1,998</u> | <u>21</u> | <u>2,752</u> |
| GRAND TOTAL: | | <u><u>21,747</u></u> | <u><u>13,288</u></u> | <u><u>3,622</u></u> | <u><u>60</u></u> | <u><u>4,777</u></u> |

MEMBER OF ASSEMBLY
138TH DISTRICT
SUMMARY

| LEGISLATIVE DISTRICT OR TOWN | TOTAL VOTES | HARRY B. BRONSON | PETER VAZQUEZ | PETER VAZQUEZ | HARRY B. BRONSON | HARRY B. BRONSON | SCATTER | BLANK AND VOID |
|------------------------------------|----------------|------------------------|------------------|------------------|------------------------|------------------------|---------|----------------------|
| | | DEM | REP | CON | WOR | IND | | |
| Leg. Dist. 21 | 2,418 | 1,419 | 431 | 132 | 186 | 85 | 3 | 162 |
| Leg. Dist. 23 | 3,408 | 1,955 | 606 | 169 | 329 | 145 | 7 | 197 |
| Leg. Dist. 24 | 3,506 | 2,062 | 562 | 145 | 415 | 172 | 4 | 146 |
| Leg. Dist. 25 | 351 | 211 | 38 | 20 | 41 | 23 | 0 | 18 |
| Leg. Dist. 28 | 687 | 427 | 106 | 40 | 30 | 24 | 0 | 60 |
| Leg. Dist. 29 | 1,177 | 699 | 240 | 59 | 52 | 25 | 1 | 101 |
| CITY | 11,547 | 6,773 | 1,983 | 565 | 1,053 | 474 | 15 | 684 |
| Chili | 9,020 | 2,968 | 3,895 | 1,210 | 318 | 211 | 8 | 410 |
| Henrietta | 10,407 | 4,047 | 4,021 | 1,116 | 374 | 375 | 3 | 471 |
| TOWNS | 19,427 | 7,015 | 7,916 | 2,326 | 692 | 586 | 11 | 881 |
| GRAND TOTAL: | 30,974 | 13,788 | 9,899 | 2,891 | 1,745 | 1,060 | 26 | 1,565 |

MEMBER OF ASSEMBLY
138TH DISTRICT
DETAIL

| LEGISLATIVE DISTRICT OR TOWN | ELECTION DISTRICT | TOTAL VOTES | HARRY B. BRONSON | PETER VAZQUEZ | PETER VAZQUEZ | HARRY B. BRONSON | HARRY B. BRONSON | SCATTER | BLANK AND VOID |
|------------------------------------|----------------------|----------------|------------------------|------------------|------------------|------------------------|------------------------|----------|----------------------|
| | | | DEM | REP | CON | WOR | IND | | |
| Leg. Dist. 21 | | | | | | | | | |
| | 1 | 227 | 110 | 51 | 10 | 30 | 12 | 1 | 13 |
| | 2 | 192 | 103 | 45 | 15 | 11 | 8 | 0 | 10 |
| | 3 | 119 | 74 | 22 | 11 | 5 | 2 | 0 | 5 |
| | 4 | 108 | 68 | 18 | 2 | 4 | 2 | 1 | 13 |
| | 6 | 199 | 126 | 27 | 5 | 16 | 11 | 0 | 14 |
| | 9 | 224 | 138 | 41 | 13 | 14 | 5 | 0 | 13 |
| | 10 | 318 | 189 | 65 | 12 | 19 | 9 | 0 | 24 |
| | 12 | 426 | 238 | 71 | 30 | 40 | 19 | 0 | 28 |
| | 14 | 77 | 42 | 19 | 3 | 5 | 4 | 0 | 4 |
| | 15 | 276 | 169 | 40 | 21 | 20 | 6 | 1 | 19 |
| | 17 | 186 | 114 | 23 | 8 | 18 | 6 | 0 | 17 |
| | 26 | 66 | 48 | 9 | 2 | 4 | 1 | 0 | 2 |
| | | <u>2,418</u> | <u>1,419</u> | <u>431</u> | <u>132</u> | <u>186</u> | <u>85</u> | <u>3</u> | <u>162</u> |
| Leg. Dist. 21 | | | | | | | | | |
| Leg. Dist. 23 | | | | | | | | | |
| | 1 | 116 | 73 | 25 | 3 | 8 | 3 | 0 | 4 |
| | 2 | 167 | 91 | 29 | 6 | 20 | 8 | 0 | 13 |
| | 3 | 134 | 64 | 24 | 7 | 24 | 4 | 0 | 11 |
| | 4 | 316 | 190 | 53 | 24 | 31 | 9 | 1 | 8 |
| | 5 | 84 | 49 | 14 | 5 | 8 | 3 | 0 | 5 |
| | 6 | 115 | 61 | 21 | 7 | 9 | 6 | 0 | 11 |
| | 7 | 215 | 121 | 25 | 11 | 30 | 11 | 1 | 16 |
| | 8 | 186 | 111 | 32 | 9 | 16 | 9 | 0 | 9 |
| | 9 | 156 | 94 | 27 | 8 | 12 | 9 | 0 | 6 |
| | 10 | 163 | 91 | 30 | 5 | 15 | 6 | 0 | 16 |
| | 11 | 216 | 130 | 32 | 7 | 27 | 8 | 0 | 12 |
| | 13 | 207 | 111 | 51 | 12 | 7 | 9 | 1 | 16 |
| | 14 | 173 | 98 | 33 | 7 | 21 | 5 | 0 | 9 |
| | 15 | 121 | 68 | 21 | 10 | 12 | 2 | 2 | 6 |
| | 17 | 286 | 152 | 59 | 14 | 28 | 14 | 1 | 18 |
| | 20 | 276 | 166 | 41 | 11 | 24 | 15 | 0 | 19 |
| | 21 | 234 | 136 | 52 | 13 | 17 | 10 | 1 | 5 |
| | 28/24-20/25-28 | 223 | 140 | 32 | 9 | 18 | 13 | 0 | 11 |
| | 29 | 20 | 9 | 5 | 1 | 2 | 1 | 0 | 2 |
| | | <u>3,408</u> | <u>1,955</u> | <u>606</u> | <u>169</u> | <u>329</u> | <u>145</u> | <u>7</u> | <u>197</u> |
| Leg. Dist. 23 | | | | | | | | | |
| Leg. Dist. 24 | | | | | | | | | |
| | 1 | 313 | 175 | 38 | 10 | 60 | 24 | 0 | 6 |
| | 2/22 | 209 | 136 | 23 | 6 | 31 | 4 | 1 | 8 |
| | 3/23 | 221 | 143 | 27 | 9 | 30 | 9 | 0 | 3 |
| | 4 | 266 | 157 | 44 | 7 | 28 | 16 | 0 | 14 |
| | 5/24 | 230 | 121 | 49 | 21 | 18 | 10 | 0 | 11 |
| | 6 | 159 | 97 | 23 | 9 | 13 | 8 | 1 | 8 |
| | 7 | 135 | 82 | 30 | 7 | 7 | 5 | 0 | 4 |
| | 8 | 173 | 98 | 30 | 7 | 19 | 14 | 0 | 5 |

MEMBER OF ASSEMBLY
138TH DISTRICT
DETAIL

| LEGISLATIVE DISTRICT OR TOWN | ELECTION DISTRICT | TOTAL VOTES | HARRY B. BRONSON | PETER VAZQUEZ | PETER VAZQUEZ | HARRY B. BRONSON | HARRY B. BRONSON | SCATTER | BLANK AND VOID |
|------------------------------------|----------------------|----------------|------------------------|------------------|------------------|------------------------|------------------------|---------|----------------------|
| | | | DEM | REP | CON | WOR | IND | | |
| Leg. Dist. 24 | 9 | 179 | 89 | 46 | 11 | 15 | 11 | 0 | 7 |
| | 10 | 292 | 174 | 23 | 15 | 52 | 14 | 1 | 13 |
| | 11 | 74 | 47 | 18 | 2 | 4 | 3 | 0 | 0 |
| | 12 | 33 | 21 | 5 | 2 | 0 | 1 | 0 | 4 |
| | 13 | 250 | 155 | 28 | 10 | 42 | 9 | 0 | 6 |
| | 14 | 233 | 144 | 37 | 5 | 32 | 13 | 1 | 1 |
| | 15/21 | 231 | 129 | 28 | 14 | 19 | 12 | 0 | 29 |
| | 16 | 196 | 102 | 44 | 2 | 31 | 5 | 0 | 12 |
| | 17 | 89 | 50 | 26 | 3 | 1 | 3 | 0 | 6 |
| | 18 | 201 | 131 | 38 | 5 | 11 | 9 | 0 | 7 |
| | 19 | 22 | 11 | 5 | 0 | 2 | 2 | 0 | 2 |
| Leg. Dist. 24 | | 3,506 | 2,062 | 562 | 145 | 415 | 172 | 4 | 146 |
| Leg. Dist. 25 | 12 | 190 | 105 | 20 | 13 | 25 | 16 | 0 | 11 |
| | 29/30 | 161 | 106 | 18 | 7 | 16 | 7 | 0 | 7 |
| Leg. Dist. 25 | | 351 | 211 | 38 | 20 | 41 | 23 | 0 | 18 |
| Leg. Dist. 28 | 8 | 160 | 109 | 19 | 9 | 4 | 4 | 0 | 15 |
| | 10 | 43 | 28 | 8 | 2 | 1 | 3 | 0 | 1 |
| | 11 | 102 | 61 | 17 | 5 | 6 | 2 | 0 | 11 |
| | 13 | 134 | 76 | 24 | 9 | 5 | 6 | 0 | 14 |
| | 14 | 121 | 75 | 20 | 9 | 7 | 5 | 0 | 5 |
| | 15 | 52 | 31 | 6 | 4 | 4 | 2 | 0 | 5 |
| | 22 | 75 | 47 | 12 | 2 | 3 | 2 | 0 | 9 |
| Leg. Dist. 28 | | 687 | 427 | 106 | 40 | 30 | 24 | 0 | 60 |
| Leg. Dist. 29 | 1 | 17 | 11 | 3 | 0 | 2 | 0 | 0 | 1 |
| | 3 | 7 | 5 | 0 | 1 | 0 | 0 | 0 | 1 |
| | 4 | 125 | 69 | 29 | 5 | 5 | 4 | 0 | 13 |
| | 5 | 171 | 101 | 35 | 11 | 5 | 2 | 0 | 17 |
| | 6 | 104 | 69 | 18 | 4 | 2 | 1 | 0 | 10 |
| | 7 | 137 | 69 | 32 | 10 | 16 | 3 | 0 | 7 |
| | 9 | 262 | 148 | 63 | 9 | 16 | 6 | 0 | 20 |
| | 19 | 99 | 62 | 16 | 4 | 4 | 0 | 1 | 12 |
| | 25/28 | 255 | 165 | 44 | 15 | 2 | 9 | 0 | 20 |
| Leg. Dist. 29 | | 1,177 | 699 | 240 | 59 | 52 | 25 | 1 | 101 |
| CITY | | 11,547 | 6,773 | 1,983 | 565 | 1,053 | 474 | 15 | 684 |

MEMBER OF ASSEMBLY
138TH DISTRICT
DETAIL

| LEGISLATIVE DISTRICT OR TOWN | ELECTION DISTRICT | TOTAL VOTES | HARRY B. BRONSON | PETER VAZQUEZ | PETER VAZQUEZ | HARRY B. BRONSON | HARRY B. BRONSON | SCATTER | BLANK AND VOID |
|------------------------------------|----------------------|----------------|------------------------|------------------|------------------|------------------------|------------------------|---------|----------------------|
| | | | DEM | REP | CON | WOR | IND | | |
| Chili | | | | | | | | | |
| | 1 | 215 | 69 | 98 | 27 | 5 | 6 | 0 | 10 |
| | 2 | 360 | 77 | 185 | 54 | 16 | 6 | 0 | 22 |
| | 3 | 347 | 123 | 150 | 40 | 12 | 8 | 1 | 13 |
| | 4 | 211 | 56 | 96 | 37 | 5 | 6 | 0 | 11 |
| | 5 | 248 | 93 | 98 | 36 | 7 | 3 | 0 | 11 |
| | 6 | 261 | 84 | 106 | 32 | 13 | 11 | 0 | 15 |
| | 7 | 133 | 59 | 40 | 16 | 8 | 0 | 0 | 10 |
| | 8 | 280 | 78 | 142 | 43 | 7 | 2 | 0 | 8 |
| | 9 | 272 | 91 | 111 | 32 | 14 | 8 | 1 | 15 |
| | 10 | 185 | 43 | 77 | 43 | 10 | 1 | 1 | 10 |
| | 11 | 262 | 82 | 109 | 40 | 9 | 11 | 0 | 11 |
| | 12 | 252 | 103 | 95 | 33 | 8 | 8 | 0 | 5 |
| | 13 | 405 | 114 | 190 | 55 | 13 | 11 | 1 | 21 |
| | 14 | 267 | 78 | 131 | 37 | 7 | 5 | 0 | 9 |
| | 15 | 249 | 74 | 108 | 27 | 8 | 7 | 1 | 24 |
| | 16 | 541 | 169 | 261 | 80 | 11 | 5 | 0 | 15 |
| | 17 | 651 | 202 | 320 | 78 | 20 | 11 | 0 | 20 |
| | 18 | 268 | 80 | 119 | 33 | 14 | 5 | 0 | 17 |
| | 19 | 274 | 99 | 122 | 33 | 7 | 3 | 0 | 10 |
| | 20 | 365 | 160 | 130 | 35 | 17 | 7 | 0 | 16 |
| | 21 | 196 | 77 | 74 | 18 | 10 | 6 | 1 | 10 |
| | 22 | 211 | 98 | 66 | 26 | 6 | 4 | 1 | 10 |
| | 23 | 204 | 59 | 99 | 27 | 7 | 7 | 0 | 5 |
| | 24 | 468 | 166 | 199 | 59 | 14 | 14 | 0 | 16 |
| | 25 | 196 | 103 | 52 | 22 | 6 | 6 | 0 | 7 |
| | 26 | 354 | 104 | 148 | 56 | 13 | 9 | 0 | 24 |
| | 27 | 249 | 81 | 106 | 44 | 5 | 6 | 0 | 7 |
| | 28 | 233 | 92 | 80 | 27 | 9 | 5 | 0 | 20 |
| | 29 | 197 | 62 | 84 | 30 | 7 | 8 | 0 | 6 |
| | 30 | 141 | 36 | 67 | 22 | 7 | 3 | 1 | 5 |
| | 31 | 264 | 102 | 107 | 18 | 11 | 11 | 0 | 15 |
| | 32 | 261 | 54 | 125 | 50 | 12 | 8 | 0 | 12 |
| Chili | | 9,020 | 2,968 | 3,895 | 1,210 | 318 | 211 | 8 | 410 |
| Henrietta | | | | | | | | | |
| | 1 | 337 | 116 | 154 | 31 | 10 | 11 | 0 | 15 |
| | 2 | 265 | 83 | 113 | 32 | 10 | 15 | 0 | 12 |
| | 3 | 123 | 53 | 41 | 12 | 3 | 9 | 0 | 5 |
| | 4 | 305 | 167 | 81 | 20 | 13 | 11 | 0 | 13 |
| | 5 | 280 | 89 | 100 | 42 | 17 | 7 | 0 | 25 |
| | 6 | 269 | 90 | 105 | 34 | 13 | 10 | 0 | 17 |
| | 7 | 258 | 108 | 86 | 40 | 6 | 7 | 0 | 11 |
| | 8 | 253 | 96 | 107 | 18 | 10 | 14 | 0 | 8 |
| | 9 | 200 | 87 | 73 | 14 | 5 | 7 | 0 | 14 |

MEMBER OF ASSEMBLY
138TH DISTRICT
DETAIL

| LEGISLATIVE DISTRICT OR TOWN | ELECTION DISTRICT | TOTAL VOTES | HARRY B. BRONSON | PETER VAZQUEZ | PETER VAZQUEZ | HARRY B. BRONSON | HARRY B. BRONSON | SCATTER | BLANK AND VOID |
|------------------------------------|----------------------|----------------|------------------------|------------------|------------------|------------------------|------------------------|---------|----------------------|
| | | | DEM | REP | CON | WOR | IND | | |
| Henrietta | 10 | 237 | 79 | 94 | 30 | 7 | 11 | 0 | 16 |
| | 11 | 242 | 120 | 73 | 25 | 6 | 7 | 1 | 10 |
| | 12 | 236 | 81 | 95 | 30 | 10 | 12 | 0 | 8 |
| | 13 | 361 | 135 | 142 | 45 | 10 | 11 | 0 | 18 |
| | 14 | 201 | 77 | 84 | 21 | 8 | 5 | 1 | 5 |
| | 15 | 286 | 120 | 114 | 22 | 9 | 10 | 0 | 11 |
| | 16 | 180 | 66 | 78 | 19 | 8 | 5 | 0 | 4 |
| | 17 | 329 | 139 | 101 | 50 | 11 | 12 | 0 | 16 |
| | 18 | 308 | 128 | 115 | 30 | 12 | 9 | 0 | 14 |
| | 19 | 249 | 85 | 108 | 30 | 8 | 10 | 0 | 8 |
| | 20 | 371 | 127 | 163 | 39 | 16 | 14 | 0 | 12 |
| | 21 | 205 | 85 | 70 | 19 | 12 | 12 | 0 | 7 |
| | 22 | 400 | 168 | 153 | 41 | 10 | 13 | 0 | 15 |
| | 23 | 218 | 90 | 81 | 23 | 10 | 10 | 0 | 4 |
| | 24 | 290 | 118 | 110 | 27 | 8 | 11 | 0 | 16 |
| | 25 | 264 | 91 | 105 | 35 | 12 | 8 | 0 | 13 |
| | 26 | 549 | 191 | 222 | 68 | 22 | 14 | 1 | 31 |
| | 27 | 437 | 148 | 189 | 55 | 14 | 9 | 0 | 22 |
| | 28 | 339 | 121 | 144 | 42 | 8 | 11 | 0 | 13 |
| | 29 | 657 | 272 | 255 | 63 | 21 | 24 | 0 | 22 |
| | 30 | 540 | 242 | 182 | 52 | 14 | 22 | 0 | 28 |
| | 31 | 150 | 61 | 53 | 19 | 4 | 6 | 0 | 7 |
| | 32 | 381 | 180 | 143 | 22 | 10 | 12 | 0 | 14 |
| | 33 | 200 | 63 | 86 | 16 | 13 | 8 | 0 | 14 |
| | 34 | 148 | 67 | 49 | 11 | 8 | 5 | 0 | 8 |
| | 35 | 339 | 104 | 152 | 39 | 16 | 13 | 0 | 15 |
| Henrietta | | 10,407 | 4,047 | 4,021 | 1,116 | 374 | 375 | 3 | 471 |
| TOWNS | | 19,427 | 7,015 | 7,916 | 2,326 | 692 | 586 | 11 | 881 |
| GRAND TOTAL: | | 30,974 | 13,788 | 9,899 | 2,891 | 1,745 | 1,060 | 26 | 1,565 |

MEMBER OF ASSEMBLY
139TH DISTRICT
DETAIL

| LEGISLATIVE DISTRICT OR TOWN | ELECTION DISTRICT | TOTAL VOTES | STEPHEN M. HAWLEY REP | STEPHEN M. HAWLEY CON | STEPHEN M. HAWLEY IND | MARK E. GLOGOWSKI LBT | SCATTER | BLANK AND VOID |
|------------------------------------|----------------------|----------------|--------------------------------|--------------------------------|--------------------------------|--------------------------------|---------|----------------------|
| Clarkson | 1 | 400 | 225 | 71 | 43 | 14 | 0 | 47 |
| | 2 | 54 | 32 | 14 | 1 | 2 | 0 | 5 |
| | 3 | 345 | 202 | 47 | 26 | 13 | 0 | 57 |
| | 4 | 440 | 262 | 67 | 31 | 21 | 1 | 58 |
| | 5 | 508 | 270 | 94 | 48 | 26 | 1 | 69 |
| | 6 | 229 | 121 | 46 | 20 | 13 | 0 | 29 |
| Clarkson | | 1,976 | 1,112 | 339 | 169 | 89 | 2 | 265 |
| Hamlin | 1 | 235 | 143 | 31 | 25 | 13 | 0 | 23 |
| | 2 | 315 | 203 | 49 | 24 | 10 | 0 | 29 |
| | 3 | 273 | 158 | 52 | 24 | 10 | 0 | 29 |
| | 4 | 231 | 138 | 43 | 18 | 13 | 0 | 19 |
| | 5 | 253 | 155 | 46 | 18 | 12 | 0 | 22 |
| | 6 | 205 | 109 | 42 | 19 | 10 | 1 | 24 |
| | 7 | 380 | 235 | 51 | 26 | 22 | 1 | 45 |
| | 8 | 179 | 118 | 27 | 13 | 6 | 0 | 15 |
| | 9 | 180 | 130 | 18 | 14 | 6 | 0 | 12 |
| | 10 | 330 | 209 | 51 | 20 | 11 | 1 | 38 |
| Hamlin | | 2,581 | 1,598 | 410 | 201 | 113 | 3 | 256 |
| Riga | 1 | 490 | 283 | 68 | 51 | 16 | 0 | 72 |
| | 2 | 407 | 253 | 65 | 17 | 19 | 0 | 53 |
| | 3 | 248 | 139 | 28 | 26 | 8 | 1 | 46 |
| | 4 | 328 | 196 | 40 | 33 | 12 | 0 | 47 |
| | 5 | 326 | 201 | 51 | 22 | 7 | 1 | 44 |
| | 6 | 294 | 167 | 63 | 18 | 16 | 0 | 30 |
| Riga | | 2,093 | 1,239 | 315 | 167 | 78 | 2 | 292 |
| Sweden | 1 | 302 | 159 | 37 | 20 | 17 | 0 | 69 |
| | 2 | 120 | 58 | 10 | 19 | 12 | 1 | 20 |
| | 3 | 312 | 164 | 33 | 31 | 21 | 0 | 63 |
| | 4 | 369 | 202 | 37 | 38 | 14 | 2 | 76 |
| | 5 | 74 | 32 | 8 | 2 | 5 | 2 | 25 |
| | 6 | 272 | 136 | 34 | 30 | 23 | 1 | 48 |
| | 7 | 337 | 174 | 47 | 36 | 18 | 0 | 62 |
| | 8 | 282 | 161 | 35 | 20 | 13 | 0 | 53 |
| | 9 | 224 | 122 | 29 | 20 | 13 | 0 | 40 |
| | 10 | 437 | 242 | 84 | 26 | 27 | 1 | 57 |
| | 11 | 96 | 44 | 9 | 12 | 6 | 0 | 25 |
| | 12 | 257 | 135 | 52 | 16 | 10 | 1 | 43 |
| Sweden | | 3,082 | 1,629 | 415 | 270 | 179 | 8 | 581 |
| GRAND TOTAL: | | 9,732 | 5,578 | 1,479 | 807 | 459 | 15 | 1,394 |

SURROGATE COURT JUDGE
SUMMARY

| LEGISLATIVE DISTRICT OR TOWN | TOTAL VOTES | JOHN M. OWENS | JOHN M. OWENS | JOHN M. OWENS | JOHN M. OWENS | SCATTER | BLANK AND VOID |
|------------------------------------|----------------|---------------------|---------------------|---------------------|---------------------|---------|----------------------|
| | | REP | CON | WOR | IND | | |
| Leg. Dist. 07 | 539 | 241 | 52 | 34 | 56 | 2 | 154 |
| Leg. Dist. 16 | 8 | 4 | 2 | 1 | 1 | 0 | 0 |
| Leg. Dist. 21 | 4,813 | 1,182 | 261 | 655 | 378 | 32 | 2,305 |
| Leg. Dist. 22 | 2,590 | 374 | 69 | 208 | 106 | 5 | 1,828 |
| Leg. Dist. 23 | 6,097 | 1,744 | 337 | 862 | 674 | 58 | 2,422 |
| Leg. Dist. 24 | 3,506 | 917 | 149 | 604 | 392 | 28 | 1,416 |
| Leg. Dist. 25 | 3,581 | 584 | 108 | 374 | 272 | 21 | 2,222 |
| Leg. Dist. 26 | 3,142 | 1,289 | 285 | 236 | 322 | 10 | 1,000 |
| Leg. Dist. 27 | 4,774 | 890 | 180 | 572 | 275 | 14 | 2,843 |
| Leg. Dist. 28 | 2,544 | 757 | 156 | 258 | 212 | 6 | 1,155 |
| Leg. Dist. 29 | 3,560 | 894 | 180 | 341 | 212 | 13 | 1,920 |
| CITY | 35,154 | 8,876 | 1,779 | 4,145 | 2,900 | 189 | 17,265 |
| Brighton | 11,576 | 4,513 | 708 | 1,047 | 1,588 | 68 | 3,652 |
| Chili | 9,020 | 4,763 | 1,242 | 544 | 548 | 22 | 1,901 |
| Clarkson | 1,976 | 1,101 | 337 | 54 | 148 | 2 | 334 |
| East Rochester | 1,659 | 821 | 170 | 108 | 120 | 5 | 435 |
| Gates | 7,842 | 4,034 | 855 | 407 | 548 | 17 | 1,981 |
| Greece | 27,141 | 14,914 | 3,547 | 1,117 | 1,948 | 88 | 5,527 |
| Hamlin | 2,581 | 1,554 | 395 | 88 | 181 | 4 | 359 |
| Henrietta | 10,407 | 4,901 | 1,151 | 541 | 971 | 48 | 2,795 |
| Irondequoit | 17,346 | 7,781 | 1,581 | 1,334 | 1,713 | 61 | 4,876 |
| Mendon | 3,620 | 1,950 | 456 | 160 | 217 | 12 | 825 |
| Ogden | 6,367 | 3,558 | 978 | 314 | 379 | 10 | 1,128 |
| Parma | 4,853 | 2,779 | 814 | 144 | 311 | 5 | 800 |
| Penfield | 13,683 | 7,182 | 1,428 | 766 | 1,069 | 40 | 3,198 |
| Perinton | 18,475 | 10,014 | 1,793 | 888 | 1,395 | 63 | 4,322 |
| Pittsford | 11,117 | 5,825 | 989 | 537 | 627 | 42 | 3,097 |
| Riga | 2,093 | 1,230 | 314 | 70 | 141 | 4 | 334 |
| Rush | 1,565 | 864 | 207 | 83 | 77 | 7 | 327 |
| Sweden | 3,082 | 1,582 | 415 | 129 | 235 | 17 | 704 |
| Webster | 14,562 | 8,021 | 1,823 | 587 | 1,303 | 35 | 2,793 |
| Wheatland | 1,646 | 901 | 234 | 64 | 107 | 8 | 332 |
| TOWNS | 170,611 | 88,288 | 19,437 | 8,982 | 13,626 | 558 | 39,720 |
| GRAND TOTAL: | 205,765 | 97,164 | 21,216 | 13,127 | 16,526 | 747 | 56,985 |

SURROGATE COURT JUDGE
DETAIL

| LEGISLATIVE DISTRICT OR TOWN | ELECTION DISTRICT | TOTAL VOTES | JOHN M. OWENS | JOHN M. OWENS | JOHN M. OWENS | JOHN M. OWENS | SCATTER | BLANK AND VOID |
|------------------------------------|----------------------|----------------|---------------------|---------------------|---------------------|---------------------|-----------|----------------------|
| | | | REP | CON | WOR | IND | | |
| <u>Leg. Dist. 07</u> | | | | | | | | |
| | 1 | 327 | 156 | 31 | 16 | 42 | 0 | 82 |
| | 2 | 212 | 85 | 21 | 18 | 14 | 2 | 72 |
| Leg. Dist. 07 | | <u>539</u> | <u>241</u> | <u>52</u> | <u>34</u> | <u>56</u> | <u>2</u> | <u>154</u> |
| <u>Leg. Dist. 16</u> | | | | | | | | |
| | 1 | 8 | 4 | 2 | 1 | 1 | 0 | 0 |
| Leg. Dist. 16 | | <u>8</u> | <u>4</u> | <u>2</u> | <u>1</u> | <u>1</u> | <u>0</u> | <u>0</u> |
| <u>Leg. Dist. 21</u> | | | | | | | | |
| | 1 | 227 | 68 | 9 | 35 | 28 | 0 | 87 |
| | 2 | 192 | 57 | 15 | 25 | 20 | 0 | 75 |
| | 3 | 119 | 30 | 11 | 11 | 4 | 0 | 63 |
| | 4 | 108 | 21 | 4 | 13 | 7 | 1 | 62 |
| | 5 | 123 | 35 | 9 | 19 | 20 | 2 | 38 |
| | 6 | 199 | 51 | 5 | 30 | 13 | 2 | 98 |
| | 7 | 351 | 103 | 20 | 43 | 30 | 1 | 154 |
| | 8 | 85 | 13 | 5 | 14 | 8 | 1 | 44 |
| | 9 | 224 | 68 | 15 | 24 | 16 | 1 | 100 |
| | 10 | 318 | 89 | 14 | 31 | 28 | 0 | 156 |
| | 11 | 182 | 40 | 8 | 16 | 5 | 0 | 113 |
| | 12 | 426 | 107 | 25 | 56 | 46 | 4 | 188 |
| | 13 | 144 | 22 | 7 | 42 | 11 | 1 | 61 |
| | 14 | 77 | 24 | 4 | 9 | 6 | 0 | 34 |
| | 15 | 276 | 62 | 15 | 42 | 17 | 3 | 137 |
| | 16 | 82 | 22 | 7 | 6 | 7 | 0 | 40 |
| | 17 | 186 | 40 | 5 | 30 | 9 | 0 | 102 |
| | 18 | 151 | 25 | 7 | 13 | 4 | 0 | 102 |
| | 19 | 73 | 16 | 4 | 14 | 5 | 0 | 34 |
| | 20 | 116 | 38 | 5 | 16 | 16 | 1 | 40 |
| | 21 | 156 | 31 | 11 | 32 | 6 | 1 | 75 |
| | 22 | 174 | 25 | 11 | 22 | 13 | 0 | 103 |
| | 23 | 172 | 49 | 14 | 26 | 10 | 1 | 72 |
| | 24 | 309 | 96 | 21 | 42 | 35 | 8 | 107 |
| | 25 | 173 | 22 | 5 | 24 | 7 | 3 | 112 |
| | 26 | 66 | 12 | 2 | 8 | 1 | 0 | 43 |
| | 27 | 104 | 16 | 3 | 12 | 6 | 2 | 65 |
| Leg. Dist. 21 | | <u>4,813</u> | <u>1,182</u> | <u>261</u> | <u>655</u> | <u>378</u> | <u>32</u> | <u>2,305</u> |
| <u>Leg. Dist. 22</u> | | | | | | | | |
| | 1 | 163 | 30 | 3 | 11 | 5 | 0 | 114 |
| | 2 | 59 | 5 | 1 | 3 | 3 | 0 | 47 |
| | 3 | 102 | 11 | 2 | 7 | 5 | 0 | 77 |
| | 4 | 43 | 2 | 2 | 4 | 0 | 0 | 35 |
| | 5 | 82 | 6 | 0 | 10 | 5 | 0 | 61 |
| | 6 | 111 | 5 | 0 | 5 | 1 | 0 | 100 |
| | 7 | 57 | 7 | 1 | 6 | 1 | 0 | 42 |
| | 8 | 121 | 23 | 6 | 12 | 2 | 0 | 78 |
| | 9 | 75 | 16 | 0 | 5 | 1 | 0 | 53 |

SURROGATE COURT JUDGE
DETAIL

| LEGISLATIVE DISTRICT OR TOWN | ELECTION DISTRICT | TOTAL VOTES | JOHN M. OWENS | JOHN M. OWENS | JOHN M. OWENS | JOHN M. OWENS | SCATTER | BLANK AND VOID |
|------------------------------------|----------------------|----------------|---------------------|---------------------|---------------------|---------------------|---------|----------------------|
| | | | REP | CON | WOR | IND | | |
| Leg. Dist. 22 | | | | | | | | |
| | 10 | 94 | 11 | 1 | 2 | 9 | 0 | 71 |
| | 11 | 141 | 27 | 1 | 15 | 4 | 2 | 92 |
| | 12 | 81 | 10 | 0 | 6 | 0 | 0 | 65 |
| | 13 | 40 | 3 | 0 | 4 | 2 | 0 | 31 |
| | 14 | 103 | 16 | 10 | 7 | 5 | 0 | 65 |
| | 15 | 137 | 17 | 3 | 10 | 4 | 0 | 103 |
| | 16 | 55 | 7 | 0 | 4 | 0 | 0 | 44 |
| | 17 | 46 | 6 | 4 | 3 | 1 | 0 | 32 |
| | 18 | 73 | 11 | 2 | 5 | 1 | 0 | 54 |
| | 19 | 77 | 13 | 6 | 2 | 4 | 0 | 52 |
| | 20 | 130 | 10 | 2 | 8 | 2 | 0 | 108 |
| | 21 | 72 | 8 | 1 | 5 | 2 | 0 | 56 |
| | 22 | 116 | 10 | 3 | 19 | 1 | 0 | 83 |
| | 23 | 91 | 4 | 0 | 6 | 2 | 0 | 79 |
| | 24 | 53 | 14 | 1 | 6 | 1 | 1 | 30 |
| | 25 | 254 | 64 | 14 | 28 | 23 | 0 | 125 |
| | 26 | 82 | 20 | 1 | 9 | 10 | 0 | 42 |
| | 27 | 132 | 18 | 5 | 6 | 12 | 2 | 89 |
| Leg. Dist. 22 | | 2,590 | 374 | 69 | 208 | 106 | 5 | 1,828 |
| Leg. Dist. 23 | | | | | | | | |
| | 1 | 116 | 37 | 5 | 15 | 7 | 2 | 50 |
| | 2 | 167 | 45 | 6 | 30 | 8 | 2 | 76 |
| | 3 | 134 | 29 | 8 | 27 | 13 | 1 | 56 |
| | 4 | 316 | 75 | 22 | 51 | 31 | 5 | 132 |
| | 5 | 84 | 18 | 3 | 13 | 11 | 2 | 37 |
| | 6 | 115 | 33 | 7 | 15 | 12 | 0 | 48 |
| | 7 | 215 | 52 | 9 | 43 | 23 | 4 | 84 |
| | 8 | 186 | 53 | 11 | 30 | 23 | 2 | 67 |
| | 9 | 156 | 41 | 8 | 24 | 19 | 3 | 61 |
| | 10 | 163 | 45 | 10 | 27 | 15 | 2 | 64 |
| | 11 | 216 | 44 | 8 | 36 | 22 | 3 | 103 |
| | 12 | 308 | 106 | 9 | 40 | 31 | 1 | 121 |
| | 13 | 207 | 67 | 14 | 17 | 18 | 2 | 89 |
| | 14 | 173 | 46 | 5 | 34 | 23 | 0 | 65 |
| | 15 | 121 | 33 | 8 | 23 | 10 | 2 | 45 |
| | 16 | 118 | 27 | 14 | 16 | 20 | 1 | 40 |
| | 17 | 286 | 85 | 12 | 35 | 26 | 3 | 125 |
| | 18 | 478 | 169 | 35 | 59 | 57 | 2 | 156 |
| | 19 | 255 | 87 | 20 | 34 | 41 | 2 | 71 |
| | 20 | 276 | 63 | 14 | 41 | 33 | 0 | 125 |
| | 21 | 234 | 69 | 14 | 31 | 28 | 0 | 92 |
| | 22 | 221 | 71 | 9 | 28 | 22 | 2 | 89 |
| | 23 | 136 | 34 | 5 | 21 | 16 | 5 | 55 |
| | 24 | 244 | 93 | 15 | 19 | 24 | 0 | 93 |
| | 25 | 357 | 101 | 23 | 52 | 32 | 2 | 147 |

SURROGATE COURT JUDGE
DETAIL

| LEGISLATIVE DISTRICT OR TOWN | ELECTION DISTRICT | TOTAL VOTES | JOHN M. OWENS | JOHN M. OWENS | JOHN M. OWENS | JOHN M. OWENS | SCATTER | BLANK AND VOID |
|------------------------------------|----------------------|----------------|---------------------|---------------------|---------------------|---------------------|---------|----------------------|
| | | | REP | CON | WOR | IND | | |
| Leg. Dist. 23 | | | | | | | | |
| | 26 | 386 | 113 | 16 | 43 | 47 | 1 | 166 |
| | 27 | 186 | 55 | 16 | 28 | 28 | 2 | 57 |
| | 28/24-20/25-28 | 223 | 47 | 9 | 25 | 32 | 6 | 104 |
| | 29 | 20 | 6 | 2 | 5 | 2 | 1 | 4 |
| Leg. Dist. 23 | | 6,097 | 1,744 | 337 | 862 | 674 | 58 | 2,422 |
| Leg. Dist. 24 | | | | | | | | |
| | 1 | 313 | 54 | 11 | 76 | 42 | 2 | 128 |
| | 2/22 | 209 | 46 | 8 | 41 | 24 | 2 | 88 |
| | 3/23 | 221 | 49 | 8 | 45 | 28 | 2 | 89 |
| | 4 | 266 | 66 | 8 | 46 | 28 | 3 | 115 |
| | 5/24 | 230 | 76 | 18 | 22 | 28 | 1 | 85 |
| | 6 | 159 | 43 | 9 | 19 | 20 | 2 | 66 |
| | 7 | 135 | 46 | 8 | 18 | 13 | 1 | 49 |
| | 8 | 173 | 52 | 7 | 26 | 22 | 0 | 66 |
| | 9 | 179 | 67 | 12 | 14 | 26 | 1 | 59 |
| | 10 | 292 | 45 | 13 | 67 | 40 | 2 | 125 |
| | 11 | 74 | 29 | 3 | 11 | 4 | 1 | 26 |
| | 12 | 33 | 9 | 2 | 3 | 3 | 0 | 16 |
| | 13 | 250 | 43 | 6 | 57 | 23 | 2 | 119 |
| | 14 | 233 | 64 | 11 | 52 | 19 | 3 | 84 |
| | 15/21 | 231 | 61 | 10 | 43 | 21 | 1 | 95 |
| | 16 | 196 | 56 | 6 | 34 | 20 | 2 | 78 |
| | 17 | 89 | 45 | 3 | 2 | 4 | 0 | 35 |
| | 18 | 201 | 59 | 6 | 26 | 25 | 2 | 83 |
| | 19 | 22 | 7 | 0 | 2 | 2 | 1 | 10 |
| Leg. Dist. 24 | | 3,506 | 917 | 149 | 604 | 392 | 28 | 1,416 |
| Leg. Dist. 25 | | | | | | | | |
| | 1 | 254 | 65 | 8 | 24 | 30 | 3 | 124 |
| | 2 | 156 | 11 | 4 | 20 | 8 | 0 | 113 |
| | 3 | 252 | 25 | 7 | 17 | 9 | 0 | 194 |
| | 4/24 | 132 | 44 | 8 | 9 | 10 | 1 | 60 |
| | 5 | 187 | 30 | 2 | 13 | 19 | 0 | 123 |
| | 6 | 118 | 23 | 5 | 20 | 17 | 3 | 50 |
| | 7 | 181 | 16 | 8 | 28 | 3 | 0 | 126 |
| | 8 | 192 | 25 | 1 | 17 | 7 | 0 | 142 |
| | 9 | 85 | 6 | 3 | 6 | 2 | 0 | 68 |
| | 10 | 149 | 10 | 3 | 11 | 12 | 0 | 113 |
| | 11 | 75 | 9 | 1 | 8 | 1 | 0 | 56 |
| | 12 | 190 | 34 | 4 | 30 | 33 | 4 | 85 |
| | 13 | 140 | 8 | 0 | 18 | 12 | 0 | 102 |
| | 14 | 88 | 16 | 5 | 22 | 12 | 1 | 32 |
| | 15 | 129 | 22 | 6 | 14 | 7 | 0 | 80 |
| | 16 | 124 | 25 | 5 | 18 | 6 | 0 | 70 |
| | 17 | 121 | 7 | 2 | 10 | 3 | 0 | 99 |
| | 18 | 204 | 37 | 8 | 12 | 13 | 0 | 134 |

SURROGATE COURT JUDGE
DETAIL

| LEGISLATIVE DISTRICT OR TOWN | ELECTION DISTRICT | TOTAL VOTES | JOHN M. OWENS | JOHN M. OWENS | JOHN M. OWENS | JOHN M. OWENS | SCATTER | BLANK AND VOID |
|------------------------------------|----------------------|----------------|---------------------|---------------------|---------------------|---------------------|---------|----------------------|
| | | | REP | CON | WOR | IND | | |
| <u>Leg. Dist. 25</u> | | | | | | | | |
| | 19 | 21 | 8 | 1 | 3 | 2 | 0 | 7 |
| | 20 | 31 | 9 | 1 | 0 | 2 | 0 | 19 |
| | 21 | 81 | 14 | 3 | 4 | 10 | 1 | 49 |
| | 22 | 141 | 29 | 7 | 13 | 15 | 1 | 76 |
| | 23 | 21 | 4 | 0 | 2 | 1 | 0 | 14 |
| | 25 | 257 | 43 | 6 | 18 | 18 | 2 | 170 |
| | 26/27 | 91 | 29 | 3 | 10 | 8 | 3 | 38 |
| | 29/30 | 161 | 35 | 7 | 27 | 12 | 2 | 78 |
| Leg. Dist. 25 | | 3,581 | 584 | 108 | 374 | 272 | 21 | 2,222 |
| <u>Leg. Dist. 26</u> | | | | | | | | |
| | 1 | 354 | 164 | 37 | 14 | 39 | 1 | 99 |
| | 2 | 141 | 50 | 22 | 13 | 17 | 1 | 38 |
| | 3 | 88 | 32 | 6 | 2 | 6 | 2 | 40 |
| | 4 | 171 | 80 | 19 | 5 | 15 | 0 | 52 |
| | 5 | 142 | 48 | 13 | 13 | 15 | 0 | 53 |
| | 6 | 137 | 41 | 9 | 13 | 13 | 0 | 61 |
| | 7 | 167 | 62 | 10 | 12 | 10 | 0 | 73 |
| | 8 | 172 | 39 | 14 | 18 | 21 | 0 | 80 |
| | 9 | 199 | 78 | 22 | 18 | 17 | 1 | 63 |
| | 10 | 196 | 80 | 10 | 23 | 19 | 1 | 63 |
| | 11 | 185 | 84 | 11 | 15 | 21 | 1 | 53 |
| | 12 | 184 | 98 | 19 | 7 | 28 | 0 | 32 |
| | 13 | 218 | 94 | 19 | 14 | 24 | 0 | 67 |
| | 14 | 255 | 117 | 27 | 22 | 27 | 0 | 62 |
| | 15 | 169 | 45 | 12 | 20 | 14 | 2 | 76 |
| | 16 | 202 | 100 | 20 | 9 | 19 | 0 | 54 |
| | 17 | 162 | 77 | 15 | 18 | 17 | 1 | 34 |
| Leg. Dist. 26 | | 3,142 | 1,289 | 285 | 236 | 322 | 10 | 1,000 |
| <u>Leg. Dist. 27</u> | | | | | | | | |
| | 1 | 236 | 52 | 15 | 30 | 12 | 0 | 127 |
| | 2 | 245 | 42 | 16 | 27 | 17 | 2 | 141 |
| | 3 | 198 | 41 | 10 | 36 | 18 | 1 | 92 |
| | 4 | 244 | 48 | 6 | 26 | 20 | 1 | 143 |
| | 5 | 234 | 26 | 3 | 38 | 12 | 0 | 155 |
| | 6 | 180 | 29 | 4 | 16 | 8 | 0 | 123 |
| | 7 | 211 | 38 | 10 | 30 | 12 | 1 | 120 |
| | 8 | 331 | 57 | 8 | 25 | 23 | 0 | 218 |
| | 9 | 244 | 31 | 3 | 46 | 13 | 2 | 149 |
| | 10 | 218 | 49 | 16 | 24 | 11 | 0 | 118 |
| | 11 | 229 | 42 | 10 | 26 | 9 | 0 | 142 |
| | 12 | 173 | 36 | 5 | 12 | 8 | 0 | 112 |
| | 13 | 204 | 27 | 3 | 22 | 12 | 1 | 139 |
| | 14 | 160 | 27 | 3 | 19 | 8 | 0 | 103 |
| | 15 | 164 | 23 | 4 | 21 | 11 | 0 | 105 |
| | 16 | 181 | 28 | 7 | 30 | 15 | 0 | 101 |

SURROGATE COURT JUDGE
DETAIL

| LEGISLATIVE DISTRICT OR TOWN | ELECTION DISTRICT | TOTAL VOTES | JOHN M. OWENS | JOHN M. OWENS | JOHN M. OWENS | JOHN M. OWENS | SCATTER | BLANK AND VOID |
|------------------------------------|----------------------|----------------|---------------------|---------------------|---------------------|---------------------|---------|----------------------|
| | | | REP | CON | WOR | IND | | |
| <u>Leg. Dist. 27</u> | | | | | | | | |
| | 17 | 203 | 38 | 7 | 23 | 10 | 1 | 124 |
| | 18 | 184 | 72 | 9 | 16 | 11 | 0 | 76 |
| | 19 | 219 | 26 | 8 | 30 | 10 | 1 | 144 |
| | 20 | 109 | 14 | 3 | 10 | 10 | 1 | 71 |
| | 21 | 115 | 18 | 6 | 12 | 2 | 0 | 77 |
| | 22 | 147 | 45 | 9 | 12 | 9 | 0 | 72 |
| | 23 | 135 | 11 | 3 | 20 | 2 | 2 | 97 |
| | 25 | 91 | 31 | 7 | 5 | 4 | 1 | 43 |
| | 26 | 119 | 39 | 5 | 16 | 8 | 0 | 51 |
| <u>Leg. Dist. 27</u> | | 4,774 | 890 | 180 | 572 | 275 | 14 | 2,843 |
| <u>Leg. Dist. 28</u> | | | | | | | | |
| | 1 | 117 | 35 | 7 | 9 | 8 | 1 | 57 |
| | 2 | 112 | 22 | 11 | 21 | 10 | 0 | 48 |
| | 3 | 82 | 23 | 0 | 4 | 8 | 1 | 46 |
| | 4 | 91 | 33 | 6 | 8 | 5 | 0 | 39 |
| | 5 | 117 | 47 | 10 | 7 | 10 | 2 | 41 |
| | 6 | 246 | 66 | 21 | 29 | 19 | 0 | 111 |
| | 7 | 234 | 90 | 6 | 19 | 13 | 0 | 106 |
| | 8 | 160 | 32 | 8 | 6 | 11 | 0 | 103 |
| | 9 | 150 | 54 | 11 | 15 | 16 | 1 | 53 |
| | 10 | 43 | 13 | 1 | 7 | 6 | 0 | 16 |
| | 11 | 102 | 26 | 7 | 8 | 6 | 0 | 55 |
| | 12 | 73 | 17 | 1 | 9 | 2 | 0 | 44 |
| | 13 | 134 | 38 | 8 | 18 | 15 | 0 | 55 |
| | 14 | 121 | 25 | 14 | 15 | 9 | 0 | 58 |
| | 15 | 52 | 13 | 5 | 4 | 4 | 0 | 26 |
| | 16 | 127 | 34 | 6 | 12 | 15 | 0 | 60 |
| | 17 | 23 | 8 | 3 | 4 | 0 | 0 | 8 |
| | 18 | 107 | 34 | 5 | 16 | 8 | 0 | 44 |
| | 19 | 3 | 2 | 0 | 0 | 0 | 0 | 1 |
| | 20 | 193 | 71 | 15 | 16 | 21 | 1 | 69 |
| | 21 | 182 | 58 | 8 | 22 | 19 | 0 | 75 |
| | 22 | 75 | 16 | 3 | 9 | 7 | 0 | 40 |
| <u>Leg. Dist. 28</u> | | 2,544 | 757 | 156 | 258 | 212 | 6 | 1,155 |
| <u>Leg. Dist. 29</u> | | | | | | | | |
| | 1 | 17 | 5 | 0 | 0 | 2 | 0 | 10 |
| | 2 | 48 | 7 | 2 | 3 | 0 | 0 | 36 |
| | 3 | 7 | 3 | 0 | 0 | 0 | 0 | 4 |
| | 4 | 125 | 39 | 7 | 10 | 9 | 0 | 60 |
| | 5 | 171 | 35 | 8 | 23 | 10 | 0 | 95 |
| | 6 | 104 | 29 | 5 | 11 | 2 | 0 | 57 |
| | 7 | 137 | 43 | 9 | 19 | 13 | 0 | 53 |
| | 8 | 41 | 10 | 1 | 5 | 2 | 0 | 23 |
| | 9 | 262 | 77 | 8 | 32 | 13 | 3 | 129 |
| | 10 | 223 | 53 | 12 | 15 | 16 | 0 | 127 |

SURROGATE COURT JUDGE
DETAIL

| LEGISLATIVE DISTRICT OR TOWN | ELECTION DISTRICT | TOTAL VOTES | JOHN M. OWENS | JOHN M. OWENS | JOHN M. OWENS | JOHN M. OWENS | SCATTER | BLANK AND VOID |
|------------------------------------|----------------------|----------------|---------------------|---------------------|---------------------|---------------------|-----------|----------------------|
| | | | REP | CON | WOR | IND | | |
| Leg. Dist. 29 | | | | | | | | |
| | 11 | 175 | 65 | 16 | 23 | 9 | 0 | 62 |
| | 12 | 185 | 40 | 15 | 21 | 13 | 0 | 96 |
| | 13 | 98 | 23 | 2 | 7 | 4 | 0 | 62 |
| | 14 | 69 | 12 | 3 | 11 | 2 | 0 | 41 |
| | 15 | 114 | 20 | 4 | 12 | 6 | 1 | 71 |
| | 16 | 57 | 12 | 5 | 3 | 2 | 0 | 35 |
| | 17 | 133 | 40 | 11 | 12 | 11 | 4 | 55 |
| | 18 | 239 | 85 | 23 | 23 | 20 | 1 | 87 |
| | 19 | 99 | 21 | 3 | 10 | 2 | 0 | 63 |
| | 20 | 194 | 41 | 7 | 22 | 15 | 1 | 108 |
| | 21 | 199 | 53 | 7 | 29 | 19 | 1 | 90 |
| | 22 | 127 | 16 | 1 | 4 | 5 | 0 | 101 |
| | 23 | 183 | 28 | 0 | 8 | 0 | 0 | 147 |
| | 24 | 229 | 50 | 12 | 28 | 15 | 0 | 124 |
| | 25/28 | 255 | 67 | 16 | 8 | 19 | 1 | 144 |
| | 26 | 68 | 20 | 2 | 2 | 3 | 1 | 40 |
| | 27 | 1 | 0 | 1 | 0 | 0 | 0 | 0 |
| Leg. Dist. 29 | | <u>3,560</u> | <u>894</u> | <u>180</u> | <u>341</u> | <u>212</u> | <u>13</u> | <u>1,920</u> |
| CITY | | 35,154 | 8,876 | 1,779 | 4,145 | 2,900 | 189 | 17,265 |
| Brighton | | | | | | | | |
| | 1 | 329 | 116 | 13 | 43 | 59 | 1 | 97 |
| | 2 | 201 | 80 | 17 | 19 | 37 | 2 | 46 |
| | 3 | 276 | 119 | 23 | 24 | 24 | 0 | 86 |
| | 4 | 273 | 81 | 6 | 41 | 50 | 2 | 93 |
| | 5 | 278 | 84 | 7 | 31 | 44 | 2 | 110 |
| | 6 | 387 | 158 | 21 | 40 | 52 | 1 | 115 |
| | 7 | 224 | 82 | 17 | 25 | 32 | 0 | 68 |
| | 8 | 296 | 160 | 19 | 15 | 32 | 2 | 68 |
| | 9 | 262 | 75 | 22 | 34 | 40 | 4 | 87 |
| | 10 | 319 | 111 | 21 | 30 | 43 | 0 | 114 |
| | 11 | 327 | 128 | 21 | 28 | 51 | 0 | 99 |
| | 12 | 354 | 123 | 17 | 34 | 53 | 0 | 127 |
| | 13 | 221 | 104 | 8 | 21 | 35 | 0 | 53 |
| | 14 | 153 | 54 | 8 | 13 | 25 | 2 | 51 |
| | 15 | 227 | 88 | 21 | 20 | 30 | 4 | 64 |
| | 16 | 195 | 123 | 12 | 4 | 16 | 2 | 38 |
| | 17 | 118 | 37 | 2 | 6 | 10 | 0 | 63 |
| | 18 | 253 | 85 | 13 | 27 | 32 | 3 | 93 |
| | 19 | 189 | 62 | 14 | 22 | 37 | 2 | 52 |
| | 20 | 160 | 60 | 23 | 13 | 18 | 2 | 44 |
| | 21 | 242 | 89 | 13 | 27 | 31 | 2 | 80 |
| | 22 | 284 | 115 | 23 | 18 | 39 | 1 | 88 |
| | 23 | 233 | 83 | 16 | 17 | 34 | 2 | 81 |
| | 24 | 326 | 150 | 22 | 18 | 24 | 1 | 111 |
| | 25 | 237 | 71 | 14 | 30 | 35 | 4 | 83 |

SURROGATE COURT JUDGE
DETAIL

| LEGISLATIVE DISTRICT OR TOWN | ELECTION DISTRICT | TOTAL VOTES | JOHN M. OWENS | JOHN M. OWENS | JOHN M. OWENS | JOHN M. OWENS | SCATTER | BLANK AND VOID |
|------------------------------------|----------------------|----------------|---------------------|---------------------|---------------------|---------------------|---------|----------------------|
| | | | REP | CON | WOR | IND | | |
| Brighton | | | | | | | | |
| | 26 | 207 | 97 | 10 | 17 | 21 | 0 | 62 |
| | 27 | 225 | 87 | 10 | 25 | 35 | 0 | 68 |
| | 28 | 335 | 118 | 17 | 30 | 47 | 2 | 121 |
| | 29 | 221 | 97 | 16 | 10 | 28 | 1 | 69 |
| | 30 | 505 | 211 | 20 | 42 | 71 | 3 | 158 |
| | 31 | 241 | 91 | 8 | 22 | 28 | 3 | 89 |
| | 32 | 295 | 96 | 16 | 29 | 51 | 1 | 102 |
| | 33 | 322 | 123 | 17 | 26 | 41 | 2 | 113 |
| | 34 | 281 | 110 | 26 | 27 | 28 | 4 | 86 |
| | 35 | 230 | 77 | 14 | 28 | 30 | 1 | 80 |
| | 36 | 144 | 72 | 15 | 8 | 15 | 0 | 34 |
| | 37 | 261 | 100 | 16 | 24 | 41 | 1 | 79 |
| | 38 | 287 | 110 | 14 | 30 | 40 | 1 | 92 |
| | 39 | 248 | 97 | 28 | 17 | 34 | 0 | 72 |
| | 40 | 422 | 165 | 16 | 33 | 56 | 3 | 149 |
| | 41 | 262 | 112 | 16 | 23 | 39 | 2 | 70 |
| | 42 | 98 | 29 | 11 | 11 | 17 | 0 | 30 |
| | 43 | 239 | 114 | 17 | 14 | 31 | 3 | 60 |
| | 44 | 73 | 28 | 4 | 7 | 8 | 1 | 25 |
| | 45 | 161 | 85 | 14 | 9 | 20 | 1 | 32 |
| | 46 | 155 | 56 | 10 | 15 | 24 | 0 | 50 |
| Brighton | | 11,576 | 4,513 | 708 | 1,047 | 1,588 | 68 | 3,652 |
| Chili | | | | | | | | |
| | 1 | 215 | 126 | 27 | 11 | 10 | 1 | 40 |
| | 2 | 360 | 199 | 58 | 17 | 16 | 1 | 69 |
| | 3 | 347 | 183 | 41 | 26 | 29 | 2 | 66 |
| | 4 | 211 | 117 | 38 | 12 | 16 | 0 | 28 |
| | 5 | 248 | 130 | 35 | 9 | 16 | 0 | 58 |
| | 6 | 261 | 137 | 32 | 15 | 20 | 0 | 57 |
| | 7 | 133 | 57 | 17 | 13 | 11 | 1 | 34 |
| | 8 | 280 | 169 | 45 | 8 | 15 | 0 | 43 |
| | 9 | 272 | 134 | 29 | 22 | 27 | 1 | 59 |
| | 10 | 185 | 94 | 39 | 15 | 6 | 1 | 30 |
| | 11 | 262 | 137 | 42 | 14 | 20 | 1 | 48 |
| | 12 | 252 | 129 | 34 | 12 | 24 | 1 | 52 |
| | 13 | 405 | 226 | 65 | 16 | 19 | 2 | 77 |
| | 14 | 267 | 170 | 36 | 14 | 14 | 0 | 33 |
| | 15 | 249 | 134 | 33 | 10 | 14 | 1 | 57 |
| | 16 | 541 | 306 | 77 | 28 | 25 | 1 | 104 |
| | 17 | 651 | 382 | 84 | 30 | 35 | 0 | 120 |
| | 18 | 268 | 149 | 35 | 15 | 15 | 0 | 54 |
| | 19 | 274 | 143 | 32 | 16 | 16 | 0 | 67 |
| | 20 | 365 | 160 | 48 | 26 | 25 | 0 | 106 |
| | 21 | 196 | 105 | 15 | 17 | 11 | 1 | 47 |
| | 22 | 211 | 82 | 28 | 21 | 12 | 1 | 67 |

SURROGATE COURT JUDGE
DETAIL

| LEGISLATIVE DISTRICT OR TOWN | ELECTION DISTRICT | TOTAL VOTES | JOHN M. OWENS | JOHN M. OWENS | JOHN M. OWENS | JOHN M. OWENS | SCATTER | BLANK AND VOID |
|------------------------------------|----------------------|----------------|---------------------|---------------------|---------------------|---------------------|---------|----------------------|
| | | | REP | CON | WOR | IND | | |
| Chili | | | | | | | | |
| | 23 | 204 | 113 | 29 | 8 | 13 | 0 | 41 |
| | 24 | 468 | 234 | 55 | 35 | 34 | 0 | 110 |
| | 25 | 196 | 86 | 21 | 15 | 14 | 1 | 59 |
| | 26 | 354 | 196 | 58 | 22 | 18 | 1 | 59 |
| | 27 | 249 | 119 | 43 | 16 | 14 | 0 | 57 |
| | 28 | 233 | 103 | 29 | 12 | 11 | 0 | 78 |
| | 29 | 197 | 107 | 24 | 14 | 15 | 1 | 36 |
| | 30 | 141 | 68 | 22 | 10 | 9 | 3 | 29 |
| | 31 | 264 | 136 | 21 | 23 | 14 | 1 | 69 |
| | 32 | 261 | 132 | 50 | 22 | 10 | 0 | 47 |
| Chili | | 9,020 | 4,763 | 1,242 | 544 | 548 | 22 | 1,901 |
| Clarkson | | | | | | | | |
| | 1 | 400 | 222 | 68 | 13 | 39 | 0 | 58 |
| | 2 | 54 | 34 | 14 | 0 | 1 | 0 | 5 |
| | 3 | 345 | 201 | 47 | 9 | 21 | 0 | 67 |
| | 4 | 440 | 263 | 66 | 11 | 26 | 0 | 74 |
| | 5 | 508 | 258 | 98 | 14 | 46 | 2 | 90 |
| | 6 | 229 | 123 | 44 | 7 | 15 | 0 | 40 |
| Clarkson | | 1,976 | 1,101 | 337 | 54 | 148 | 2 | 334 |
| East Rochester | | | | | | | | |
| | 1 | 287 | 145 | 28 | 21 | 22 | 0 | 71 |
| | 2 | 247 | 126 | 22 | 18 | 11 | 0 | 70 |
| | 3 | 254 | 126 | 30 | 13 | 19 | 2 | 64 |
| | 4 | 201 | 107 | 13 | 15 | 17 | 2 | 47 |
| | 5 | 184 | 98 | 21 | 12 | 13 | 1 | 39 |
| | 6 | 258 | 109 | 26 | 14 | 23 | 0 | 86 |
| | 7 | 228 | 110 | 30 | 15 | 15 | 0 | 58 |
| East Rochester | | 1,659 | 821 | 170 | 108 | 120 | 5 | 435 |
| Gates | | | | | | | | |
| | 1 | 158 | 70 | 21 | 12 | 15 | 2 | 38 |
| | 2 | 213 | 107 | 18 | 6 | 11 | 1 | 70 |
| | 3 | 205 | 103 | 23 | 14 | 15 | 1 | 49 |
| | 4 | 229 | 108 | 35 | 8 | 12 | 0 | 66 |
| | 5 | 298 | 159 | 36 | 18 | 24 | 0 | 61 |
| | 6 | 238 | 125 | 21 | 15 | 15 | 1 | 61 |
| | 7 | 475 | 273 | 32 | 29 | 41 | 0 | 100 |
| | 8 | 199 | 122 | 18 | 7 | 18 | 0 | 34 |
| | 9 | 261 | 121 | 19 | 19 | 15 | 0 | 87 |
| | 10 | 150 | 67 | 19 | 7 | 9 | 0 | 48 |
| | 11 | 178 | 96 | 16 | 11 | 14 | 0 | 41 |
| | 12 | 159 | 75 | 16 | 6 | 11 | 1 | 50 |
| | 13 | 215 | 118 | 27 | 12 | 12 | 0 | 46 |
| | 14 | 196 | 95 | 16 | 3 | 11 | 1 | 70 |
| | 15 | 346 | 191 | 35 | 25 | 17 | 1 | 77 |
| | 16 | 185 | 100 | 18 | 10 | 13 | 0 | 44 |

SURROGATE COURT JUDGE
DETAIL

| LEGISLATIVE DISTRICT OR TOWN | ELECTION DISTRICT | TOTAL VOTES | JOHN M. OWENS | JOHN M. OWENS | JOHN M. OWENS | JOHN M. OWENS | SCATTER | BLANK AND VOID |
|------------------------------------|----------------------|----------------|---------------------|---------------------|---------------------|---------------------|---------|----------------------|
| | | | REP | CON | WOR | IND | | |
| Gates | | | | | | | | |
| | 17 | 212 | 106 | 26 | 17 | 16 | 0 | 47 |
| | 18 | 268 | 148 | 37 | 13 | 10 | 0 | 60 |
| | 19 | 234 | 121 | 32 | 5 | 16 | 0 | 60 |
| | 20 | 228 | 118 | 21 | 13 | 20 | 0 | 56 |
| | 21 | 215 | 114 | 22 | 16 | 11 | 1 | 51 |
| | 22 | 197 | 92 | 31 | 10 | 14 | 0 | 50 |
| | 23 | 234 | 101 | 46 | 12 | 14 | 1 | 60 |
| | 24 | 277 | 151 | 22 | 14 | 16 | 1 | 73 |
| | 25 | 189 | 90 | 23 | 8 | 15 | 0 | 53 |
| | 26 | 291 | 154 | 35 | 9 | 30 | 0 | 63 |
| | 27 | 289 | 141 | 29 | 20 | 23 | 0 | 76 |
| | 28 | 188 | 99 | 14 | 5 | 15 | 2 | 53 |
| | 29 | 212 | 102 | 28 | 16 | 14 | 1 | 51 |
| | 30 | 163 | 78 | 14 | 5 | 10 | 0 | 56 |
| | 31 | 188 | 103 | 17 | 6 | 12 | 3 | 47 |
| | 32 | 271 | 137 | 41 | 13 | 22 | 0 | 58 |
| | 33 | 108 | 44 | 8 | 10 | 14 | 0 | 32 |
| | 34 | 210 | 112 | 27 | 6 | 15 | 0 | 50 |
| | 35 | 163 | 93 | 12 | 7 | 8 | 0 | 43 |
| Gates | | 7,842 | 4,034 | 855 | 407 | 548 | 17 | 1,981 |
| Greece | | | | | | | | |
| | 1 | 249 | 136 | 27 | 9 | 20 | 3 | 54 |
| | 2 | 301 | 154 | 41 | 16 | 27 | 0 | 63 |
| | 3 | 225 | 141 | 27 | 9 | 10 | 2 | 36 |
| | 4 | 192 | 103 | 27 | 4 | 11 | 2 | 45 |
| | 5 | 174 | 85 | 26 | 11 | 15 | 1 | 36 |
| | 6 | 166 | 76 | 33 | 8 | 10 | 0 | 39 |
| | 7 | 231 | 116 | 20 | 13 | 25 | 3 | 54 |
| | 8 | 199 | 102 | 24 | 12 | 18 | 0 | 43 |
| | 9 | 178 | 96 | 20 | 6 | 13 | 1 | 42 |
| | 10 | 183 | 100 | 26 | 10 | 15 | 1 | 31 |
| | 11 | 79 | 42 | 8 | 5 | 10 | 0 | 14 |
| | 12 | 123 | 46 | 17 | 11 | 9 | 2 | 38 |
| | 13 | 203 | 101 | 31 | 8 | 13 | 0 | 50 |
| | 14 | 160 | 80 | 24 | 8 | 13 | 1 | 34 |
| | 15 | 214 | 120 | 24 | 3 | 14 | 1 | 52 |
| | 16 | 169 | 99 | 19 | 7 | 16 | 0 | 28 |
| | 17 | 304 | 178 | 31 | 12 | 20 | 1 | 62 |
| | 18 | 260 | 134 | 34 | 11 | 24 | 2 | 55 |
| | 19 | 199 | 100 | 25 | 9 | 21 | 0 | 44 |
| | 20 | 175 | 80 | 32 | 9 | 19 | 3 | 32 |
| | 21 | 232 | 118 | 28 | 15 | 23 | 2 | 46 |
| | 22 | 175 | 93 | 16 | 9 | 19 | 0 | 38 |
| | 23 | 337 | 167 | 32 | 17 | 24 | 0 | 97 |
| | 24 | 333 | 189 | 39 | 8 | 22 | 0 | 75 |

SURROGATE COURT JUDGE
DETAIL

| LEGISLATIVE DISTRICT OR TOWN | ELECTION DISTRICT | TOTAL VOTES | JOHN M. OWENS | JOHN M. OWENS | JOHN M. OWENS | JOHN M. OWENS | SCATTER | BLANK AND VOID |
|------------------------------------|----------------------|----------------|---------------------|---------------------|---------------------|---------------------|---------|----------------------|
| | | | REP | CON | WOR | IND | | |
| Greece | | | | | | | | |
| | 25 | 223 | 109 | 19 | 13 | 20 | 2 | 60 |
| | 26 | 169 | 87 | 23 | 14 | 10 | 1 | 34 |
| | 27 | 297 | 161 | 46 | 9 | 16 | 1 | 64 |
| | 28 | 287 | 160 | 38 | 11 | 26 | 1 | 51 |
| | 29 | 242 | 134 | 28 | 8 | 13 | 0 | 59 |
| | 30 | 175 | 86 | 20 | 9 | 16 | 1 | 43 |
| | 31 | 192 | 100 | 26 | 9 | 13 | 0 | 44 |
| | 32 | 205 | 97 | 35 | 11 | 18 | 0 | 44 |
| | 33 | 283 | 156 | 47 | 11 | 14 | 2 | 53 |
| | 34 | 273 | 155 | 35 | 10 | 15 | 1 | 57 |
| | 35 | 264 | 148 | 37 | 10 | 18 | 0 | 51 |
| | 36 | 300 | 164 | 38 | 11 | 23 | 2 | 62 |
| | 37 | 197 | 112 | 29 | 7 | 12 | 0 | 37 |
| | 38 | 359 | 196 | 42 | 23 | 34 | 2 | 62 |
| | 39 | 178 | 101 | 25 | 6 | 10 | 1 | 35 |
| | 40 | 185 | 101 | 20 | 11 | 10 | 2 | 41 |
| | 41 | 311 | 175 | 41 | 12 | 19 | 4 | 60 |
| | 42 | 205 | 89 | 34 | 16 | 18 | 0 | 48 |
| | 43 | 228 | 132 | 44 | 9 | 12 | 0 | 31 |
| | 44 | 343 | 198 | 43 | 16 | 19 | 0 | 67 |
| | 45 | 380 | 237 | 48 | 13 | 17 | 1 | 64 |
| | 46 | 147 | 66 | 27 | 9 | 14 | 0 | 31 |
| | 47 | 246 | 120 | 40 | 18 | 21 | 0 | 47 |
| | 48 | 171 | 100 | 19 | 4 | 11 | 1 | 36 |
| | 49 | 193 | 107 | 21 | 8 | 9 | 0 | 48 |
| | 50 | 229 | 124 | 31 | 8 | 16 | 2 | 48 |
| | 51 | 154 | 85 | 15 | 5 | 11 | 0 | 38 |
| | 52 | 294 | 179 | 40 | 14 | 19 | 2 | 40 |
| | 53 | 200 | 100 | 19 | 12 | 11 | 0 | 58 |
| | 54 | 287 | 159 | 43 | 10 | 21 | 2 | 52 |
| | 55 | 209 | 107 | 40 | 6 | 16 | 0 | 40 |
| | 56 | 292 | 171 | 39 | 9 | 19 | 0 | 54 |
| | 57 | 235 | 128 | 28 | 9 | 16 | 0 | 54 |
| | 58 | 332 | 165 | 50 | 11 | 33 | 2 | 71 |
| | 59 | 113 | 35 | 19 | 4 | 15 | 1 | 39 |
| | 60 | 198 | 100 | 25 | 13 | 12 | 0 | 48 |
| | 61 | 219 | 117 | 29 | 17 | 11 | 0 | 45 |
| | 62 | 285 | 140 | 38 | 15 | 25 | 0 | 67 |
| | 63 | 275 | 136 | 38 | 13 | 24 | 0 | 64 |
| | 64 | 197 | 126 | 21 | 6 | 9 | 2 | 33 |
| | 65 | 240 | 150 | 12 | 6 | 23 | 0 | 49 |
| | 66 | 125 | 71 | 15 | 1 | 6 | 1 | 31 |
| | 67 | 233 | 134 | 40 | 9 | 17 | 0 | 33 |
| | 68 | 307 | 173 | 49 | 5 | 18 | 2 | 60 |
| | 69 | 185 | 99 | 22 | 4 | 15 | 3 | 42 |
| | 70 | 614 | 369 | 78 | 17 | 37 | 3 | 110 |

SURROGATE COURT JUDGE
DETAIL

| LEGISLATIVE DISTRICT OR TOWN | ELECTION DISTRICT | TOTAL VOTES | JOHN M. OWENS | JOHN M. OWENS | JOHN M. OWENS | JOHN M. OWENS | SCATTER | BLANK AND VOID |
|------------------------------------|----------------------|----------------|---------------------|---------------------|---------------------|---------------------|---------|----------------------|
| | | | REP | CON | WOR | IND | | |
| Greece | | | | | | | | |
| | 71 | 291 | 163 | 36 | 11 | 22 | 0 | 59 |
| | 72 | 327 | 168 | 54 | 4 | 27 | 1 | 73 |
| | 73 | 138 | 75 | 20 | 9 | 15 | 1 | 18 |
| | 74 | 198 | 94 | 20 | 15 | 20 | 0 | 49 |
| | 75 | 199 | 121 | 23 | 4 | 14 | 0 | 37 |
| | 76 | 216 | 144 | 21 | 6 | 12 | 0 | 33 |
| | 77 | 323 | 174 | 42 | 10 | 10 | 2 | 85 |
| | 78 | 179 | 98 | 22 | 7 | 12 | 1 | 39 |
| | 79 | 416 | 230 | 62 | 15 | 18 | 1 | 90 |
| | 80 | 341 | 208 | 41 | 15 | 17 | 0 | 60 |
| | 81 | 184 | 114 | 18 | 9 | 13 | 0 | 30 |
| | 82 | 207 | 106 | 26 | 15 | 18 | 0 | 42 |
| | 83 | 126 | 60 | 18 | 5 | 10 | 0 | 33 |
| | 84 | 303 | 169 | 27 | 15 | 20 | 0 | 72 |
| | 85 | 309 | 157 | 53 | 18 | 29 | 1 | 51 |
| | 86 | 372 | 219 | 51 | 9 | 31 | 0 | 62 |
| | 87 | 224 | 125 | 31 | 12 | 22 | 0 | 34 |
| | 88 | 248 | 131 | 35 | 10 | 21 | 1 | 50 |
| | 89 | 198 | 115 | 25 | 12 | 8 | 0 | 38 |
| | 90 | 280 | 162 | 44 | 9 | 10 | 0 | 55 |
| | 91 | 454 | 263 | 63 | 11 | 36 | 1 | 80 |
| | 92 | 364 | 194 | 39 | 10 | 28 | 1 | 92 |
| | 93 | 319 | 162 | 33 | 12 | 29 | 1 | 82 |
| | 94 | 269 | 148 | 36 | 18 | 19 | 0 | 48 |
| | 95 | 173 | 89 | 12 | 17 | 12 | 1 | 42 |
| | 96 | 303 | 167 | 29 | 14 | 35 | 0 | 58 |
| | 97 | 476 | 286 | 63 | 11 | 24 | 2 | 90 |
| | 98 | 388 | 212 | 43 | 27 | 26 | 2 | 78 |
| | 99 | 281 | 175 | 35 | 8 | 10 | 1 | 52 |
| | 100 | 371 | 220 | 42 | 12 | 16 | 2 | 79 |
| | 101 | 194 | 121 | 32 | 10 | 10 | 0 | 21 |
| | 102 | 365 | 211 | 52 | 10 | 28 | 1 | 63 |
| | 103 | 333 | 186 | 59 | 10 | 20 | 0 | 58 |
| | 104 | 315 | 184 | 36 | 8 | 26 | 0 | 61 |
| | 105 | 185 | 129 | 19 | 3 | 11 | 0 | 23 |
| | 106 | 220 | 132 | 32 | 4 | 14 | 0 | 38 |
| | 107 | 175 | 106 | 25 | 4 | 13 | 0 | 27 |
| | 108 | 208 | 118 | 25 | 3 | 19 | 0 | 43 |
| | 109 | 332 | 163 | 56 | 13 | 30 | 1 | 69 |
| Greece | | 27,141 | 14,914 | 3,547 | 1,117 | 1,948 | 88 | 5,527 |
| Hamlin | | | | | | | | |
| | 1 | 235 | 139 | 29 | 10 | 29 | 0 | 28 |
| | 2 | 315 | 195 | 46 | 7 | 22 | 0 | 45 |
| | 3 | 273 | 155 | 51 | 6 | 23 | 0 | 38 |
| | 4 | 231 | 135 | 43 | 8 | 16 | 0 | 29 |

SURROGATE COURT JUDGE
DETAIL

| LEGISLATIVE DISTRICT OR TOWN | ELECTION DISTRICT | TOTAL VOTES | JOHN M. OWENS | JOHN M. OWENS | JOHN M. OWENS | JOHN M. OWENS | SCATTER | BLANK AND VOID |
|------------------------------------|----------------------|----------------|---------------------|---------------------|---------------------|---------------------|---------|----------------------|
| | | | REP | CON | WOR | IND | | |
| Hamlin | | | | | | | | |
| | 5 | 253 | 150 | 43 | 12 | 12 | 0 | 36 |
| | 6 | 205 | 103 | 39 | 10 | 14 | 2 | 37 |
| | 7 | 380 | 230 | 52 | 14 | 22 | 1 | 61 |
| | 8 | 179 | 114 | 26 | 9 | 12 | 0 | 18 |
| | 9 | 180 | 128 | 17 | 5 | 13 | 0 | 17 |
| | 10 | 330 | 205 | 49 | 7 | 18 | 1 | 50 |
| Hamlin | | 2,581 | 1,554 | 395 | 88 | 181 | 4 | 359 |
| Henrietta | | | | | | | | |
| | 1 | 337 | 183 | 36 | 13 | 25 | 0 | 80 |
| | 2 | 265 | 130 | 32 | 16 | 30 | 0 | 57 |
| | 3 | 123 | 47 | 12 | 10 | 17 | 0 | 37 |
| | 4 | 305 | 114 | 24 | 19 | 34 | 2 | 112 |
| | 5 | 280 | 133 | 42 | 16 | 25 | 3 | 61 |
| | 6 | 269 | 125 | 31 | 16 | 22 | 0 | 75 |
| | 7 | 258 | 101 | 39 | 10 | 31 | 2 | 75 |
| | 8 | 253 | 125 | 18 | 10 | 25 | 2 | 73 |
| | 9 | 200 | 92 | 18 | 11 | 20 | 1 | 58 |
| | 10 | 237 | 120 | 25 | 10 | 20 | 1 | 61 |
| | 11 | 242 | 94 | 26 | 14 | 18 | 2 | 88 |
| | 12 | 236 | 120 | 30 | 7 | 26 | 1 | 52 |
| | 13 | 361 | 182 | 41 | 15 | 28 | 3 | 92 |
| | 14 | 201 | 99 | 22 | 14 | 16 | 3 | 47 |
| | 15 | 286 | 146 | 24 | 12 | 25 | 1 | 78 |
| | 16 | 180 | 89 | 20 | 9 | 21 | 0 | 41 |
| | 17 | 329 | 133 | 43 | 25 | 31 | 2 | 95 |
| | 18 | 308 | 137 | 33 | 16 | 28 | 1 | 93 |
| | 19 | 249 | 124 | 34 | 10 | 19 | 1 | 61 |
| | 20 | 371 | 182 | 43 | 24 | 43 | 1 | 78 |
| | 21 | 205 | 93 | 17 | 17 | 22 | 2 | 54 |
| | 22 | 400 | 188 | 39 | 24 | 45 | 1 | 103 |
| | 23 | 218 | 104 | 25 | 17 | 21 | 1 | 50 |
| | 24 | 290 | 145 | 29 | 16 | 21 | 2 | 77 |
| | 25 | 264 | 128 | 40 | 11 | 20 | 0 | 65 |
| | 26 | 549 | 259 | 72 | 26 | 49 | 2 | 141 |
| | 27 | 437 | 224 | 58 | 18 | 36 | 4 | 97 |
| | 28 | 339 | 177 | 37 | 18 | 27 | 0 | 80 |
| | 29 | 657 | 298 | 61 | 28 | 67 | 3 | 200 |
| | 30 | 540 | 234 | 57 | 24 | 47 | 3 | 175 |
| | 31 | 150 | 59 | 19 | 8 | 14 | 0 | 50 |
| | 32 | 381 | 172 | 32 | 17 | 40 | 1 | 119 |
| | 33 | 200 | 103 | 16 | 14 | 17 | 0 | 50 |
| | 34 | 148 | 70 | 16 | 9 | 11 | 2 | 40 |
| | 35 | 339 | 171 | 40 | 17 | 30 | 1 | 80 |
| Henrietta | | 10,407 | 4,901 | 1,151 | 541 | 971 | 48 | 2,795 |

SURROGATE COURT JUDGE
DETAIL

| LEGISLATIVE DISTRICT OR TOWN | ELECTION DISTRICT | TOTAL VOTES | JOHN M. OWENS | JOHN M. OWENS | JOHN M. OWENS | JOHN M. OWENS | SCATTER | BLANK AND VOID |
|------------------------------------|----------------------|----------------|---------------------|---------------------|---------------------|---------------------|---------|----------------------|
| | | | REP | CON | WOR | IND | | |
| Irondequoit | 1 | 351 | 164 | 28 | 21 | 27 | 4 | 107 |
| | 2 | 211 | 96 | 21 | 19 | 22 | 0 | 53 |
| | 3 | 326 | 128 | 29 | 26 | 51 | 1 | 91 |
| | 4 | 245 | 119 | 26 | 14 | 33 | 1 | 52 |
| | 5 | 238 | 94 | 17 | 24 | 32 | 3 | 68 |
| | 6 | 427 | 183 | 39 | 37 | 47 | 0 | 121 |
| | 7 | 404 | 173 | 48 | 32 | 45 | 1 | 105 |
| | 8 | 273 | 142 | 27 | 16 | 24 | 0 | 64 |
| | 9 | 274 | 128 | 27 | 22 | 27 | 0 | 70 |
| | 10 | 323 | 177 | 22 | 25 | 21 | 1 | 77 |
| | 11 | 170 | 80 | 15 | 13 | 21 | 0 | 41 |
| | 12 | 196 | 72 | 18 | 16 | 24 | 3 | 63 |
| | 13 | 351 | 135 | 32 | 30 | 39 | 0 | 115 |
| | 14 | 350 | 159 | 40 | 25 | 35 | 2 | 89 |
| | 15 | 375 | 196 | 27 | 25 | 36 | 1 | 90 |
| | 16 | 507 | 231 | 58 | 41 | 38 | 1 | 138 |
| | 17 | 185 | 88 | 15 | 16 | 22 | 0 | 44 |
| | 18 | 264 | 127 | 23 | 20 | 28 | 0 | 66 |
| | 19 | 273 | 92 | 16 | 26 | 30 | 3 | 106 |
| | 20 | 270 | 133 | 15 | 19 | 27 | 0 | 76 |
| | 21 | 269 | 112 | 33 | 24 | 30 | 2 | 68 |
| | 22 | 303 | 112 | 37 | 26 | 40 | 0 | 88 |
| | 23 | 255 | 102 | 22 | 24 | 22 | 0 | 85 |
| | 24 | 237 | 106 | 17 | 21 | 25 | 0 | 68 |
| | 25 | 255 | 115 | 28 | 22 | 17 | 0 | 73 |
| | 26 | 188 | 79 | 12 | 16 | 15 | 2 | 64 |
| | 27 | 183 | 84 | 16 | 14 | 34 | 1 | 34 |
| | 28 | 234 | 126 | 22 | 17 | 9 | 1 | 59 |
| | 29 | 231 | 88 | 21 | 21 | 30 | 1 | 70 |
| | 30 | 255 | 130 | 26 | 18 | 25 | 0 | 56 |
| | 31 | 377 | 152 | 28 | 45 | 51 | 1 | 100 |
| | 32 | 255 | 123 | 22 | 25 | 26 | 3 | 56 |
| | 33 | 207 | 95 | 19 | 13 | 17 | 0 | 63 |
| | 34 | 407 | 195 | 35 | 24 | 34 | 1 | 118 |
| | 35 | 192 | 77 | 17 | 22 | 24 | 1 | 51 |
| | 36 | 141 | 59 | 11 | 17 | 10 | 0 | 44 |
| | 37 | 216 | 103 | 15 | 23 | 11 | 2 | 62 |
| | 38 | 148 | 58 | 12 | 20 | 10 | 0 | 48 |
| | 39 | 85 | 40 | 12 | 5 | 4 | 0 | 24 |
| | 40 | 168 | 79 | 16 | 13 | 24 | 2 | 34 |
| | 41 | 257 | 100 | 30 | 23 | 23 | 0 | 81 |
| | 42 | 306 | 156 | 22 | 17 | 36 | 1 | 74 |
| | 43 | 210 | 73 | 28 | 17 | 27 | 2 | 63 |
| | 44 | 509 | 250 | 26 | 32 | 43 | 3 | 155 |
| | 45 | 212 | 103 | 13 | 16 | 18 | 0 | 62 |
| | 46 | 251 | 137 | 15 | 21 | 25 | 0 | 53 |

SURROGATE COURT JUDGE
DETAIL

| LEGISLATIVE DISTRICT OR TOWN | ELECTION DISTRICT | TOTAL VOTES | JOHN M. OWENS | JOHN M. OWENS | JOHN M. OWENS | JOHN M. OWENS | SCATTER | BLANK AND VOID |
|------------------------------------|----------------------|----------------|---------------------|---------------------|---------------------|---------------------|-----------|----------------------|
| | | | REP | CON | WOR | IND | | |
| Irondequoit | | | | | | | | |
| | 47 | 101 | 53 | 9 | 4 | 5 | 0 | 30 |
| | 48 | 280 | 137 | 27 | 22 | 26 | 1 | 67 |
| | 49 | 238 | 108 | 23 | 14 | 30 | 4 | 59 |
| | 50 | 155 | 62 | 8 | 6 | 7 | 1 | 71 |
| | 51 | 370 | 149 | 39 | 23 | 53 | 1 | 105 |
| | 52 | 278 | 125 | 24 | 19 | 26 | 2 | 82 |
| | 53 | 216 | 101 | 19 | 17 | 18 | 0 | 61 |
| | 54 | 81 | 31 | 4 | 8 | 6 | 0 | 32 |
| | 55 | 271 | 113 | 25 | 22 | 32 | 0 | 79 |
| | 56 | 235 | 115 | 24 | 12 | 21 | 1 | 62 |
| | 57 | 354 | 168 | 40 | 27 | 30 | 1 | 88 |
| | 58 | 272 | 113 | 30 | 18 | 21 | 0 | 90 |
| | 59 | 240 | 116 | 30 | 12 | 17 | 1 | 64 |
| | 60 | 266 | 114 | 35 | 7 | 22 | 1 | 87 |
| | 61 | 348 | 162 | 34 | 21 | 32 | 1 | 98 |
| | 62 | 290 | 122 | 31 | 27 | 37 | 2 | 71 |
| | 63 | 199 | 107 | 19 | 11 | 18 | 1 | 43 |
| | 64 | 75 | 28 | 0 | 5 | 6 | 0 | 36 |
| | 65 | 164 | 56 | 14 | 14 | 13 | 0 | 67 |
| | 66 | 109 | 40 | 6 | 8 | 7 | 0 | 48 |
| | 67 | 207 | 92 | 23 | 15 | 12 | 0 | 65 |
| | 68 | 233 | 98 | 19 | 19 | 15 | 0 | 82 |
| | | <u>17,346</u> | <u>7,781</u> | <u>1,581</u> | <u>1,334</u> | <u>1,713</u> | <u>61</u> | <u>4,876</u> |
| Irondequoit | | | | | | | | |
| Mendon | | | | | | | | |
| | 1 | 518 | 263 | 75 | 30 | 31 | 2 | 117 |
| | 2 | 387 | 190 | 43 | 27 | 29 | 2 | 96 |
| | 3 | 462 | 271 | 52 | 14 | 28 | 1 | 96 |
| | 4 | 359 | 161 | 39 | 19 | 21 | 0 | 119 |
| | 5 | 457 | 244 | 70 | 19 | 30 | 0 | 94 |
| | 6 | 430 | 247 | 48 | 18 | 27 | 2 | 88 |
| | 7 | 475 | 285 | 59 | 13 | 23 | 4 | 91 |
| | 8 | 177 | 86 | 27 | 10 | 8 | 0 | 46 |
| | 9 | 355 | 203 | 43 | 10 | 20 | 1 | 78 |
| | | <u>3,620</u> | <u>1,950</u> | <u>456</u> | <u>160</u> | <u>217</u> | <u>12</u> | <u>825</u> |
| Mendon | | | | | | | | |
| Ogden | | | | | | | | |
| | 1 | 274 | 141 | 44 | 9 | 17 | 2 | 61 |
| | 2 | 321 | 164 | 59 | 22 | 29 | 0 | 47 |
| | 3 | 454 | 258 | 61 | 21 | 28 | 1 | 85 |
| | 4 | 319 | 175 | 56 | 14 | 19 | 1 | 54 |
| | 5 | 302 | 166 | 56 | 12 | 25 | 0 | 43 |
| | 6 | 354 | 195 | 43 | 19 | 20 | 0 | 77 |
| | 7 | 223 | 120 | 29 | 15 | 17 | 0 | 42 |
| | 8 | 319 | 195 | 40 | 17 | 14 | 0 | 53 |
| | 9 | 286 | 137 | 37 | 26 | 25 | 1 | 60 |
| | 10 | 298 | 160 | 43 | 21 | 17 | 1 | 56 |

SURROGATE COURT JUDGE
DETAIL

| LEGISLATIVE DISTRICT OR TOWN | ELECTION DISTRICT | TOTAL VOTES | JOHN M. OWENS | JOHN M. OWENS | JOHN M. OWENS | JOHN M. OWENS | SCATTER | BLANK AND VOID |
|------------------------------------|----------------------|----------------|---------------------|---------------------|---------------------|---------------------|---------|----------------------|
| | | | REP | CON | WOR | IND | | |
| Ogden | | | | | | | | |
| | 11 | 325 | 193 | 54 | 10 | 26 | 0 | 42 |
| | 12 | 362 | 193 | 60 | 17 | 19 | 0 | 73 |
| | 13 | 269 | 158 | 34 | 19 | 14 | 1 | 43 |
| | 14 | 271 | 158 | 34 | 14 | 17 | 0 | 48 |
| | 15 | 388 | 223 | 60 | 20 | 17 | 0 | 68 |
| | 16 | 205 | 132 | 38 | 5 | 8 | 0 | 22 |
| | 17 | 241 | 142 | 32 | 9 | 15 | 0 | 43 |
| | 18 | 375 | 207 | 62 | 19 | 14 | 1 | 72 |
| | 19 | 403 | 239 | 64 | 14 | 22 | 1 | 63 |
| | 20 | 378 | 202 | 72 | 11 | 16 | 1 | 76 |
| Ogden | | 6,367 | 3,558 | 978 | 314 | 379 | 10 | 1,128 |
| Parma | | | | | | | | |
| | 1 | 354 | 202 | 67 | 4 | 26 | 1 | 54 |
| | 2 | 387 | 227 | 69 | 6 | 17 | 0 | 68 |
| | 3 | 284 | 167 | 49 | 10 | 17 | 0 | 41 |
| | 4 | 322 | 176 | 48 | 12 | 20 | 0 | 66 |
| | 5 | 209 | 114 | 34 | 10 | 8 | 0 | 43 |
| | 6 | 144 | 77 | 29 | 4 | 10 | 0 | 24 |
| | 7 | 313 | 186 | 51 | 10 | 19 | 0 | 47 |
| | 8 | 435 | 259 | 60 | 19 | 27 | 1 | 69 |
| | 9 | 350 | 205 | 53 | 5 | 16 | 0 | 71 |
| | 10 | 339 | 192 | 71 | 7 | 25 | 0 | 44 |
| | 11 | 353 | 204 | 58 | 6 | 29 | 1 | 55 |
| | 12 | 305 | 169 | 42 | 16 | 25 | 1 | 52 |
| | 13 | 512 | 309 | 79 | 18 | 30 | 1 | 75 |
| | 14 | 225 | 117 | 41 | 6 | 13 | 0 | 48 |
| | 15 | 321 | 175 | 63 | 11 | 29 | 0 | 43 |
| Parma | | 4,853 | 2,779 | 814 | 144 | 311 | 5 | 800 |
| Penfield | | | | | | | | |
| | 1 | 143 | 58 | 24 | 7 | 13 | 0 | 41 |
| | 2 | 292 | 149 | 28 | 22 | 23 | 1 | 69 |
| | 3 | 253 | 130 | 36 | 18 | 20 | 0 | 49 |
| | 4 | 413 | 243 | 68 | 17 | 24 | 2 | 59 |
| | 5 | 346 | 159 | 35 | 18 | 38 | 1 | 95 |
| | 6 | 269 | 163 | 34 | 16 | 17 | 2 | 37 |
| | 7 | 322 | 153 | 38 | 31 | 22 | 2 | 76 |
| | 8 | 259 | 137 | 23 | 9 | 26 | 0 | 64 |
| | 9 | 404 | 167 | 32 | 31 | 35 | 4 | 135 |
| | 10 | 242 | 122 | 22 | 17 | 17 | 0 | 64 |
| | 11 | 199 | 111 | 19 | 9 | 14 | 1 | 45 |
| | 12 | 340 | 170 | 40 | 21 | 23 | 0 | 86 |
| | 13 | 325 | 162 | 36 | 17 | 27 | 0 | 83 |
| | 14 | 420 | 234 | 63 | 22 | 23 | 0 | 78 |
| | 15 | 427 | 222 | 46 | 23 | 35 | 1 | 100 |
| | 16 | 176 | 82 | 8 | 13 | 16 | 1 | 56 |

SURROGATE COURT JUDGE
DETAIL

| LEGISLATIVE DISTRICT OR TOWN | ELECTION DISTRICT | TOTAL VOTES | JOHN M. OWENS | JOHN M. OWENS | JOHN M. OWENS | JOHN M. OWENS | SCATTER | BLANK AND VOID |
|------------------------------------|----------------------|----------------|---------------------|---------------------|---------------------|---------------------|---------|----------------------|
| | | | REP | CON | WOR | IND | | |
| Penfield | | | | | | | | |
| | 17 | 345 | 181 | 36 | 27 | 23 | 1 | 77 |
| | 18 | 269 | 142 | 21 | 17 | 27 | 1 | 61 |
| | 19 | 485 | 251 | 40 | 25 | 41 | 0 | 128 |
| | 20 | 393 | 203 | 51 | 22 | 30 | 2 | 85 |
| | 21 | 345 | 165 | 32 | 26 | 34 | 2 | 86 |
| | 22 | 300 | 122 | 34 | 26 | 26 | 1 | 91 |
| | 23 | 419 | 192 | 48 | 24 | 47 | 2 | 106 |
| | 24 | 430 | 230 | 46 | 17 | 37 | 3 | 97 |
| | 25 | 261 | 151 | 24 | 10 | 16 | 1 | 59 |
| | 26 | 204 | 115 | 16 | 13 | 16 | 0 | 44 |
| | 27 | 353 | 174 | 32 | 17 | 34 | 0 | 96 |
| | 28 | 244 | 116 | 31 | 17 | 20 | 0 | 60 |
| | 29 | 409 | 186 | 49 | 27 | 47 | 2 | 98 |
| | 30 | 538 | 305 | 63 | 18 | 36 | 1 | 115 |
| | 31 | 187 | 89 | 13 | 12 | 15 | 1 | 57 |
| | 32 | 204 | 111 | 16 | 17 | 14 | 0 | 46 |
| | 33 | 313 | 153 | 40 | 22 | 24 | 2 | 72 |
| | 34 | 274 | 159 | 25 | 11 | 19 | 0 | 60 |
| | 35 | 486 | 257 | 40 | 22 | 43 | 1 | 123 |
| | 36 | 303 | 163 | 21 | 27 | 24 | 0 | 68 |
| | 37 | 583 | 350 | 54 | 12 | 36 | 2 | 129 |
| | 38 | 231 | 144 | 23 | 12 | 7 | 0 | 45 |
| | 39 | 234 | 128 | 32 | 12 | 18 | 0 | 44 |
| | 40 | 372 | 221 | 25 | 19 | 18 | 2 | 87 |
| | 41 | 391 | 242 | 41 | 11 | 22 | 1 | 74 |
| | 42 | 280 | 170 | 23 | 12 | 22 | 0 | 53 |
| Penfield | | 13,683 | 7,182 | 1,428 | 766 | 1,069 | 40 | 3,198 |
| Perinton | | | | | | | | |
| | 1 | 493 | 259 | 50 | 21 | 32 | 2 | 129 |
| | 2 | 381 | 192 | 47 | 20 | 30 | 0 | 92 |
| | 3 | 303 | 169 | 22 | 19 | 28 | 0 | 65 |
| | 4 | 269 | 131 | 19 | 24 | 28 | 1 | 66 |
| | 5 | 173 | 89 | 12 | 13 | 18 | 0 | 41 |
| | 6 | 296 | 141 | 23 | 15 | 34 | 1 | 82 |
| | 7 | 390 | 199 | 39 | 17 | 36 | 1 | 98 |
| | 8 | 331 | 170 | 37 | 14 | 25 | 1 | 84 |
| | 9 | 449 | 263 | 45 | 18 | 29 | 2 | 92 |
| | 10 | 354 | 183 | 36 | 19 | 39 | 1 | 76 |
| | 11 | 240 | 100 | 28 | 15 | 21 | 0 | 76 |
| | 12 | 322 | 165 | 31 | 15 | 17 | 0 | 94 |
| | 13 | 301 | 190 | 18 | 11 | 21 | 0 | 61 |
| | 14 | 325 | 181 | 31 | 14 | 26 | 1 | 72 |
| | 15 | 311 | 173 | 25 | 13 | 19 | 1 | 80 |
| | 16 | 279 | 142 | 32 | 12 | 17 | 1 | 75 |
| | 17 | 319 | 156 | 25 | 26 | 21 | 1 | 90 |

SURROGATE COURT JUDGE
DETAIL

| LEGISLATIVE DISTRICT OR TOWN | ELECTION DISTRICT | TOTAL VOTES | JOHN M. OWENS | JOHN M. OWENS | JOHN M. OWENS | JOHN M. OWENS | SCATTER | BLANK AND VOID |
|------------------------------------|----------------------|----------------|---------------------|---------------------|---------------------|---------------------|---------|----------------------|
| | | | REP | CON | WOR | IND | | |
| Perinton | | | | | | | | |
| | 18 | 344 | 166 | 36 | 11 | 30 | 2 | 99 |
| | 19 | 308 | 175 | 35 | 11 | 27 | 1 | 59 |
| | 20 | 327 | 159 | 36 | 19 | 27 | 1 | 85 |
| | 21 | 410 | 216 | 37 | 24 | 30 | 3 | 100 |
| | 22 | 243 | 131 | 24 | 18 | 9 | 0 | 61 |
| | 23 | 459 | 249 | 51 | 26 | 31 | 1 | 101 |
| | 24 | 491 | 294 | 37 | 17 | 31 | 2 | 110 |
| | 25 | 238 | 112 | 17 | 14 | 28 | 0 | 67 |
| | 26 | 353 | 185 | 42 | 16 | 28 | 5 | 77 |
| | 27 | 279 | 141 | 31 | 11 | 16 | 0 | 80 |
| | 28 | 291 | 150 | 37 | 23 | 19 | 1 | 61 |
| | 29 | 209 | 100 | 13 | 17 | 14 | 0 | 65 |
| | 30 | 315 | 169 | 30 | 14 | 24 | 0 | 78 |
| | 31 | 396 | 223 | 39 | 17 | 32 | 2 | 83 |
| | 32 | 281 | 142 | 26 | 16 | 26 | 2 | 69 |
| | 33 | 357 | 200 | 31 | 12 | 25 | 1 | 88 |
| | 34 | 370 | 224 | 35 | 10 | 19 | 2 | 80 |
| | 35 | 265 | 136 | 31 | 17 | 20 | 0 | 61 |
| | 36 | 177 | 82 | 14 | 20 | 15 | 0 | 46 |
| | 37 | 339 | 174 | 40 | 9 | 32 | 1 | 83 |
| | 38 | 407 | 224 | 38 | 27 | 43 | 2 | 73 |
| | 39 | 380 | 208 | 44 | 14 | 22 | 3 | 89 |
| | 40 | 236 | 125 | 26 | 13 | 19 | 1 | 52 |
| | 41 | 231 | 116 | 25 | 11 | 13 | 3 | 63 |
| | 42 | 301 | 151 | 29 | 17 | 32 | 2 | 70 |
| | 43 | 578 | 339 | 62 | 20 | 48 | 1 | 108 |
| | 44 | 313 | 158 | 37 | 14 | 28 | 1 | 75 |
| | 45 | 507 | 302 | 43 | 21 | 29 | 0 | 112 |
| | 46 | 185 | 95 | 21 | 16 | 11 | 1 | 41 |
| | 47 | 350 | 202 | 39 | 9 | 23 | 1 | 76 |
| | 48 | 278 | 148 | 25 | 12 | 30 | 3 | 60 |
| | 49 | 305 | 165 | 36 | 12 | 19 | 2 | 71 |
| | 50 | 110 | 34 | 6 | 21 | 10 | 1 | 38 |
| | 51 | 399 | 265 | 41 | 13 | 17 | 1 | 62 |
| | 52 | 320 | 185 | 24 | 13 | 21 | 1 | 76 |
| | 53 | 274 | 152 | 22 | 11 | 18 | 0 | 71 |
| | 54 | 552 | 354 | 44 | 19 | 31 | 1 | 103 |
| | 55 | 340 | 199 | 23 | 8 | 28 | 1 | 81 |
| | 56 | 421 | 261 | 46 | 9 | 29 | 1 | 75 |
| Perinton | | 18,475 | 10,014 | 1,793 | 888 | 1,395 | 63 | 4,322 |
| Pittsford | | | | | | | | |
| | 1 | 260 | 132 | 20 | 14 | 11 | 3 | 80 |
| | 2 | 305 | 112 | 39 | 18 | 18 | 5 | 113 |
| | 3 | 480 | 268 | 33 | 15 | 17 | 1 | 146 |
| | 4 | 417 | 222 | 34 | 22 | 24 | 0 | 115 |

SURROGATE COURT JUDGE
DETAIL

| LEGISLATIVE DISTRICT OR TOWN | ELECTION DISTRICT | TOTAL VOTES | JOHN M. OWENS | JOHN M. OWENS | JOHN M. OWENS | JOHN M. OWENS | SCATTER | BLANK AND VOID |
|------------------------------------|----------------------|----------------|---------------------|---------------------|---------------------|---------------------|---------|----------------------|
| | | | REP | CON | WOR | IND | | |
| Pittsford | | | | | | | | |
| | 5 | 249 | 101 | 24 | 30 | 8 | 2 | 84 |
| | 6 | 217 | 97 | 14 | 14 | 12 | 1 | 79 |
| | 7 | 143 | 63 | 11 | 10 | 12 | 1 | 46 |
| | 8 | 328 | 200 | 22 | 11 | 11 | 0 | 84 |
| | 9 | 386 | 203 | 36 | 15 | 22 | 2 | 108 |
| | 10 | 378 | 214 | 39 | 14 | 22 | 1 | 88 |
| | 11 | 288 | 154 | 31 | 20 | 10 | 1 | 72 |
| | 12 | 331 | 203 | 18 | 13 | 23 | 2 | 72 |
| | 13 | 232 | 103 | 21 | 16 | 13 | 0 | 79 |
| | 14 | 422 | 220 | 37 | 26 | 20 | 1 | 118 |
| | 15 | 210 | 95 | 12 | 21 | 22 | 1 | 59 |
| | 16 | 254 | 125 | 25 | 13 | 16 | 0 | 75 |
| | 17 | 417 | 176 | 44 | 28 | 41 | 3 | 125 |
| | 18 | 264 | 139 | 17 | 16 | 14 | 3 | 75 |
| | 19 | 210 | 112 | 39 | 4 | 6 | 0 | 49 |
| | 20 | 344 | 173 | 26 | 18 | 24 | 4 | 99 |
| | 21 | 335 | 171 | 31 | 6 | 22 | 2 | 103 |
| | 22 | 423 | 212 | 32 | 21 | 22 | 2 | 134 |
| | 23 | 282 | 170 | 33 | 14 | 15 | 0 | 50 |
| | 24 | 408 | 238 | 30 | 9 | 15 | 0 | 116 |
| | 25 | 416 | 234 | 37 | 12 | 20 | 0 | 113 |
| | 26 | 330 | 162 | 46 | 20 | 23 | 0 | 79 |
| | 27 | 305 | 139 | 40 | 16 | 20 | 0 | 90 |
| | 28 | 289 | 165 | 17 | 9 | 12 | 2 | 84 |
| | 29 | 333 | 175 | 35 | 19 | 24 | 0 | 80 |
| | 30 | 290 | 155 | 21 | 16 | 14 | 1 | 83 |
| | 31 | 376 | 206 | 30 | 11 | 28 | 2 | 99 |
| | 32 | 354 | 187 | 20 | 11 | 27 | 1 | 108 |
| | 33 | 412 | 241 | 49 | 19 | 20 | 1 | 82 |
| | 34 | 429 | 258 | 26 | 16 | 19 | 0 | 110 |
| Pittsford | | 11,117 | 5,825 | 989 | 537 | 627 | 42 | 3,097 |
| Riga | | | | | | | | |
| | 1 | 490 | 278 | 64 | 16 | 45 | 1 | 86 |
| | 2 | 407 | 257 | 63 | 10 | 13 | 1 | 63 |
| | 3 | 248 | 136 | 31 | 7 | 25 | 0 | 49 |
| | 4 | 328 | 196 | 37 | 19 | 25 | 1 | 50 |
| | 5 | 326 | 192 | 54 | 10 | 16 | 1 | 53 |
| | 6 | 294 | 171 | 65 | 8 | 17 | 0 | 33 |
| Riga | | 2,093 | 1,230 | 314 | 70 | 141 | 4 | 334 |
| Rush | | | | | | | | |
| | 1 | 441 | 258 | 52 | 16 | 18 | 3 | 94 |
| | 2 | 295 | 166 | 40 | 12 | 16 | 0 | 61 |
| | 3 | 418 | 213 | 54 | 32 | 24 | 2 | 93 |
| | 4 | 411 | 227 | 61 | 23 | 19 | 2 | 79 |
| Rush | | 1,565 | 864 | 207 | 83 | 77 | 7 | 327 |

SURROGATE COURT JUDGE
DETAIL

| LEGISLATIVE DISTRICT OR TOWN | ELECTION DISTRICT | TOTAL VOTES | JOHN M. OWENS | JOHN M. OWENS | JOHN M. OWENS | JOHN M. OWENS | SCATTER | BLANK AND VOID |
|------------------------------------|----------------------|----------------|---------------------|---------------------|---------------------|---------------------|---------|----------------------|
| | | | REP | CON | WOR | IND | | |
| Sweden | | | | | | | | |
| | 1 | 302 | 158 | 35 | 14 | 14 | 1 | 80 |
| | 2 | 120 | 57 | 9 | 11 | 16 | 1 | 26 |
| | 3 | 312 | 157 | 35 | 21 | 18 | 3 | 78 |
| | 4 | 369 | 188 | 41 | 18 | 34 | 2 | 86 |
| | 5 | 74 | 32 | 8 | 0 | 3 | 2 | 29 |
| | 6 | 272 | 128 | 34 | 13 | 25 | 1 | 71 |
| | 7 | 337 | 174 | 49 | 6 | 33 | 0 | 75 |
| | 8 | 282 | 163 | 36 | 5 | 20 | 1 | 57 |
| | 9 | 224 | 118 | 28 | 15 | 18 | 1 | 44 |
| | 10 | 437 | 235 | 80 | 9 | 26 | 3 | 84 |
| | 11 | 96 | 42 | 11 | 8 | 11 | 0 | 24 |
| | 12 | 257 | 130 | 49 | 9 | 17 | 2 | 50 |
| Sweden | | 3,082 | 1,582 | 415 | 129 | 235 | 17 | 704 |
| Webster | | | | | | | | |
| | 1 | 323 | 161 | 41 | 19 | 33 | 3 | 66 |
| | 2 | 328 | 157 | 41 | 22 | 33 | 0 | 75 |
| | 3 | 389 | 204 | 37 | 16 | 49 | 1 | 82 |
| | 4 | 142 | 88 | 15 | 8 | 10 | 0 | 21 |
| | 5 | 335 | 162 | 46 | 17 | 34 | 0 | 76 |
| | 6 | 262 | 149 | 30 | 11 | 17 | 0 | 55 |
| | 7 | 353 | 195 | 41 | 14 | 29 | 1 | 73 |
| | 8 | 297 | 161 | 40 | 25 | 21 | 0 | 50 |
| | 9 | 331 | 184 | 45 | 13 | 34 | 1 | 54 |
| | 10 | 592 | 341 | 94 | 17 | 40 | 2 | 98 |
| | 11 | 319 | 176 | 50 | 12 | 33 | 0 | 48 |
| | 12 | 399 | 222 | 49 | 14 | 38 | 0 | 76 |
| | 13 | 288 | 152 | 40 | 12 | 27 | 0 | 57 |
| | 14 | 311 | 164 | 38 | 10 | 29 | 0 | 70 |
| | 15 | 260 | 145 | 27 | 13 | 23 | 2 | 50 |
| | 16 | 373 | 209 | 43 | 15 | 25 | 1 | 80 |
| | 17 | 307 | 179 | 41 | 17 | 26 | 0 | 44 |
| | 18 | 211 | 107 | 22 | 9 | 25 | 1 | 47 |
| | 19 | 489 | 294 | 51 | 13 | 44 | 3 | 84 |
| | 20 | 439 | 262 | 51 | 18 | 37 | 0 | 71 |
| | 21 | 355 | 206 | 45 | 19 | 31 | 3 | 51 |
| | 22 | 325 | 181 | 46 | 18 | 25 | 1 | 54 |
| | 23 | 300 | 163 | 34 | 13 | 26 | 2 | 62 |
| | 24 | 696 | 371 | 95 | 18 | 73 | 3 | 136 |
| | 25 | 271 | 134 | 34 | 11 | 17 | 0 | 75 |
| | 26 | 296 | 149 | 45 | 14 | 18 | 1 | 69 |
| | 27 | 352 | 204 | 44 | 10 | 25 | 1 | 68 |
| | 28 | 275 | 149 | 34 | 17 | 27 | 2 | 46 |
| | 29 | 230 | 126 | 21 | 8 | 22 | 0 | 53 |
| | 30 | 197 | 94 | 17 | 19 | 15 | 1 | 51 |
| | 31 | 373 | 197 | 57 | 14 | 24 | 1 | 80 |

SURROGATE COURT JUDGE
DETAIL

| LEGISLATIVE DISTRICT OR TOWN | ELECTION DISTRICT | TOTAL VOTES | JOHN M. OWENS | JOHN M. OWENS | JOHN M. OWENS | JOHN M. OWENS | SCATTER | BLANK AND VOID |
|------------------------------------|----------------------|----------------|---------------------|---------------------|---------------------|---------------------|---------|----------------------|
| | | | REP | CON | WOR | IND | | |
| Webster | | | | | | | | |
| | 32 | 436 | 258 | 67 | 11 | 18 | 0 | 82 |
| | 33 | 349 | 203 | 35 | 12 | 28 | 1 | 70 |
| | 34 | 176 | 109 | 24 | 3 | 20 | 1 | 19 |
| | 35 | 229 | 125 | 42 | 3 | 23 | 0 | 36 |
| | 36 | 278 | 165 | 30 | 9 | 26 | 0 | 48 |
| | 37 | 520 | 303 | 54 | 24 | 75 | 2 | 62 |
| | 38 | 366 | 181 | 40 | 21 | 38 | 0 | 86 |
| | 39 | 332 | 172 | 37 | 11 | 29 | 0 | 83 |
| | 40 | 496 | 290 | 55 | 13 | 42 | 1 | 95 |
| | 41 | 395 | 233 | 43 | 7 | 36 | 0 | 76 |
| | 42 | 326 | 163 | 51 | 10 | 34 | 0 | 68 |
| | 43 | 241 | 133 | 31 | 7 | 24 | 0 | 46 |
| Webster | | 14,562 | 8,021 | 1,823 | 587 | 1,303 | 35 | 2,793 |
| Wheatland | | | | | | | | |
| | 1 | 305 | 162 | 34 | 17 | 24 | 3 | 65 |
| | 2 | 320 | 164 | 45 | 7 | 24 | 1 | 79 |
| | 3 | 352 | 183 | 42 | 24 | 23 | 3 | 77 |
| | 4 | 282 | 162 | 48 | 9 | 16 | 1 | 46 |
| | 5 | 387 | 230 | 65 | 7 | 20 | 0 | 65 |
| Wheatland | | 1,646 | 901 | 234 | 64 | 107 | 8 | 332 |
| TOWNS | | 170,611 | 88,288 | 19,437 | 8,982 | 13,626 | 558 | 39,720 |
| GRAND TOTAL: | | 205,765 | 97,164 | 21,216 | 13,127 | 16,526 | 747 | 56,985 |

COUNTY LEGISLATOR
7TH DISTRICT
1 YEAR TERM

| LEGISLATIVE DISTRICT OR TOWN | ELECTION DISTRICT | TOTAL VOTES | BRIAN E. MARIANETTI REP | BRIAN E. MARIANETTI CON | BRIAN E. MARIANETTI IND | SCATTER | BLANK AND VOID |
|------------------------------------|----------------------|----------------|----------------------------------|----------------------------------|----------------------------------|---------|----------------------|
| Leg. Dist. 07 | 1 | 327 | 151 | 34 | 53 | 0 | 89 |
| | 2 | 212 | 83 | 25 | 20 | 3 | 81 |
| Leg. Dist. 07 | | 539 | 234 | 59 | 73 | 3 | 170 |
| Greece | 24 | 333 | 192 | 41 | 26 | 0 | 74 |
| | 27 | 297 | 162 | 50 | 20 | 1 | 64 |
| | 28 | 287 | 159 | 44 | 28 | 1 | 55 |
| | 33 | 283 | 153 | 48 | 21 | 3 | 58 |
| | 35 | 264 | 151 | 37 | 24 | 1 | 51 |
| | 45 | 380 | 240 | 53 | 21 | 1 | 65 |
| | 57 | 235 | 132 | 28 | 22 | 0 | 53 |
| | 58 | 332 | 168 | 50 | 39 | 2 | 73 |
| | 70 | 614 | 367 | 79 | 45 | 3 | 120 |
| | 71 | 291 | 163 | 37 | 31 | 1 | 59 |
| | 79 | 416 | 229 | 66 | 26 | 2 | 93 |
| | 82 | 207 | 109 | 29 | 29 | 0 | 40 |
| | 86 | 372 | 226 | 48 | 41 | 0 | 57 |
| | 90 | 280 | 157 | 46 | 15 | 1 | 61 |
| | 91 | 454 | 262 | 66 | 46 | 0 | 80 |
| | 98 | 388 | 213 | 45 | 39 | 1 | 90 |
| | 102 | 365 | 207 | 55 | 32 | 1 | 70 |
| | 104 | 315 | 186 | 38 | 27 | 0 | 64 |
| | 105 | 185 | 130 | 21 | 11 | 0 | 23 |
| | 106 | 220 | 130 | 30 | 16 | 2 | 42 |
| | 107 | 175 | 109 | 27 | 15 | 0 | 24 |
| | 108 | 208 | 117 | 25 | 20 | 0 | 46 |
| | 109 | 332 | 160 | 53 | 38 | 2 | 79 |
| Greece | | 7,233 | 4,122 | 1,016 | 632 | 22 | 1,441 |
| GRAND TOTAL: | | 7,772 | 4,356 | 1,075 | 705 | 25 | 1,611 |

COUNTY LEGISLATOR
11TH DISTRICT
1 YEAR TERM

| LEGISLATIVE DISTRICT OR TOWN | ELECTION DISTRICT | TOTAL VOTES | SEAN M. DELEHANTY REP | SEAN M. DELEHANTY CON | SEAN M. DELEHANTY IND | SCATTER | BLANK AND VOID |
|------------------------------------|----------------------|----------------|--------------------------------|--------------------------------|--------------------------------|---------|----------------------|
| Perinton | 4 | 269 | 140 | 20 | 44 | 1 | 64 |
| | 5 | 173 | 88 | 17 | 22 | 1 | 45 |
| | 6 | 296 | 139 | 26 | 40 | 3 | 88 |
| | 7 | 390 | 205 | 40 | 46 | 1 | 98 |
| | 9 | 449 | 266 | 50 | 39 | 4 | 90 |
| | 14 | 325 | 186 | 30 | 34 | 1 | 74 |
| | 19 | 308 | 181 | 36 | 29 | 1 | 61 |
| | 20 | 327 | 162 | 37 | 38 | 1 | 89 |
| | 24 | 491 | 295 | 42 | 37 | 3 | 114 |
| | 25 | 238 | 119 | 18 | 33 | 0 | 68 |
| | 26 | 353 | 186 | 42 | 36 | 6 | 83 |
| | 30 | 315 | 171 | 32 | 31 | 0 | 81 |
| | 31 | 396 | 223 | 40 | 45 | 3 | 85 |
| | 34 | 370 | 220 | 34 | 25 | 2 | 89 |
| | 36 | 177 | 81 | 19 | 31 | 0 | 46 |
| | 37 | 339 | 180 | 40 | 36 | 2 | 81 |
| | 38 | 407 | 224 | 42 | 58 | 2 | 81 |
| | 39 | 380 | 209 | 44 | 33 | 3 | 91 |
| | 40 | 236 | 126 | 29 | 25 | 2 | 54 |
| | 42 | 301 | 148 | 32 | 46 | 2 | 73 |
| | 43 | 578 | 340 | 62 | 61 | 1 | 114 |
| | 45 | 507 | 303 | 46 | 45 | 0 | 113 |
| | 47 | 350 | 204 | 39 | 27 | 1 | 79 |
| | 48 | 278 | 149 | 25 | 44 | 3 | 57 |
| | 50 | 110 | 33 | 13 | 20 | 1 | 43 |
| | 54 | 552 | 353 | 44 | 45 | 0 | 110 |
| | 56 | 421 | 264 | 45 | 33 | 1 | 78 |
| GRAND TOTAL: | | 9,336 | 5,195 | 944 | 1,003 | 45 | 2,149 |

COUNTY LEGISLATOR
18TH DISTRICT
1 YEAR TERM

| LEGISLATIVE DISTRICT OR TOWN | ELECTION DISTRICT | TOTAL VOTES | ERIK B. NIXON | DOROTHY A. STYK | DOROTHY A. STYK | DOROTHY A. STYK | SCATTER | BLANK AND VOID |
|------------------------------------|----------------------|----------------|---------------------|-----------------------|-----------------------|-----------------------|---------|----------------------|
| | | | DEM | REP | CON | IND | | |
| East Rochester | | | | | | | | |
| | 1 | 287 | 111 | 126 | 24 | 10 | 0 | 16 |
| | 2 | 247 | 87 | 104 | 24 | 7 | 0 | 25 |
| | 7 | 228 | 87 | 94 | 27 | 7 | 0 | 13 |
| East Rochester | | 762 | 285 | 324 | 75 | 24 | 0 | 54 |
| Perinton | | | | | | | | |
| | 1 | 493 | 164 | 232 | 51 | 13 | 0 | 33 |
| | 2 | 381 | 144 | 166 | 40 | 16 | 0 | 15 |
| | 3 | 303 | 97 | 152 | 21 | 17 | 0 | 16 |
| | 8 | 331 | 123 | 153 | 34 | 10 | 1 | 10 |
| | 10 | 354 | 130 | 153 | 37 | 15 | 0 | 19 |
| | 11 | 240 | 94 | 89 | 27 | 11 | 0 | 19 |
| | 12 | 322 | 140 | 134 | 27 | 6 | 0 | 15 |
| | 13 | 301 | 75 | 187 | 20 | 8 | 0 | 11 |
| | 15 | 311 | 105 | 151 | 22 | 11 | 0 | 22 |
| | 16 | 279 | 106 | 121 | 29 | 12 | 0 | 11 |
| | 17 | 319 | 151 | 126 | 21 | 8 | 0 | 13 |
| | 18 | 344 | 115 | 156 | 36 | 15 | 0 | 22 |
| | 21 | 410 | 150 | 182 | 32 | 19 | 1 | 26 |
| | 22 | 243 | 88 | 120 | 22 | 6 | 0 | 7 |
| | 23 | 459 | 157 | 215 | 43 | 18 | 0 | 26 |
| | 27 | 279 | 91 | 130 | 29 | 12 | 0 | 17 |
| | 28 | 291 | 96 | 139 | 32 | 8 | 0 | 16 |
| | 29 | 209 | 85 | 86 | 17 | 9 | 0 | 12 |
| | 32 | 281 | 103 | 124 | 29 | 8 | 0 | 17 |
| | 33 | 357 | 129 | 168 | 30 | 17 | 0 | 13 |
| | 35 | 265 | 90 | 123 | 33 | 2 | 0 | 17 |
| | 41 | 231 | 92 | 95 | 27 | 6 | 0 | 11 |
| | 44 | 313 | 109 | 141 | 33 | 14 | 0 | 16 |
| | 46 | 185 | 75 | 82 | 16 | 8 | 0 | 4 |
| | 49 | 305 | 106 | 136 | 40 | 11 | 0 | 12 |
| | 51 | 399 | 84 | 252 | 38 | 11 | 0 | 14 |
| | 52 | 320 | 107 | 164 | 28 | 7 | 0 | 14 |
| | 53 | 274 | 105 | 126 | 25 | 9 | 0 | 9 |
| | 55 | 340 | 114 | 180 | 21 | 12 | 0 | 13 |
| Perinton | | 9,139 | 3,225 | 4,283 | 860 | 319 | 2 | 450 |
| GRAND TOTAL: | | 9,901 | 3,510 | 4,607 | 935 | 343 | 2 | 504 |

COUNTY LEGISLATOR
29TH DISTRICT
1 YEAR TERM

| LEGISLATIVE DISTRICT OR TOWN | ELECTION DISTRICT | TOTAL VOTES | ERNEST S. FLAGLER | LESLIE M. RIVERA | LESLIE M. RIVERA | SCATTER | BLANK AND VOID |
|------------------------------------|----------------------|----------------|-------------------------|------------------------|------------------------|----------|----------------------|
| | | | DEM | WOR | IND | | |
| Leg. Dist. 29 | 1 | 17 | 14 | 2 | 0 | 0 | 1 |
| | 2 | 48 | 25 | 10 | 1 | 0 | 12 |
| | 3 | 7 | 4 | 1 | 1 | 0 | 1 |
| | 4 | 125 | 73 | 24 | 6 | 0 | 22 |
| | 5 | 171 | 99 | 31 | 11 | 0 | 30 |
| | 6 | 104 | 70 | 14 | 1 | 0 | 19 |
| | 7 | 137 | 61 | 35 | 13 | 0 | 28 |
| | 8 | 41 | 24 | 9 | 0 | 0 | 8 |
| | 9 | 262 | 140 | 58 | 19 | 1 | 44 |
| | 10 | 223 | 157 | 29 | 11 | 0 | 26 |
| | 11 | 175 | 92 | 37 | 17 | 0 | 29 |
| | 12 | 185 | 110 | 31 | 16 | 0 | 28 |
| | 13 | 98 | 66 | 10 | 7 | 0 | 15 |
| | 14 | 69 | 41 | 13 | 1 | 0 | 14 |
| | 15 | 114 | 78 | 18 | 4 | 1 | 13 |
| | 16 | 57 | 30 | 13 | 5 | 0 | 9 |
| | 17 | 133 | 72 | 18 | 16 | 0 | 27 |
| | 18 | 239 | 84 | 46 | 25 | 1 | 83 |
| | 19 | 99 | 61 | 19 | 5 | 1 | 13 |
| | 20 | 194 | 132 | 26 | 8 | 0 | 28 |
| | 21 | 199 | 105 | 33 | 23 | 0 | 38 |
| | 22 | 127 | 93 | 6 | 9 | 0 | 19 |
| | 23 | 183 | 146 | 16 | 1 | 0 | 20 |
| | 24 | 229 | 150 | 35 | 12 | 0 | 32 |
| | 25/28 | 255 | 164 | 23 | 17 | 0 | 51 |
| | 26 | 68 | 46 | 10 | 3 | 0 | 9 |
| | 27 | 1 | 0 | 0 | 0 | 0 | 1 |
| GRAND TOTAL: | | <u>3,560</u> | <u>2,137</u> | <u>567</u> | <u>232</u> | <u>4</u> | <u>620</u> |

CITY COURT JUDGE
SUMMARY

| LEGISLATIVE DISTRICT OR TOWN | TOTAL VOTES | LETICIA D. ASTACIO | MICHAEL C. LOPEZ | SCATTER | BLANK AND VOID |
|------------------------------------|----------------|--------------------------|------------------------|---------|----------------------|
| | | DEM | WOR | | |
| Leg. Dist. 07 | 539 | 244 | 142 | 2 | 151 |
| Leg. Dist. 16 | 8 | 6 | 2 | 0 | 0 |
| Leg. Dist. 21 | 4,813 | 3,086 | 914 | 14 | 799 |
| Leg. Dist. 22 | 2,590 | 1,917 | 260 | 1 | 412 |
| Leg. Dist. 23 | 6,097 | 3,712 | 1,314 | 25 | 1,046 |
| Leg. Dist. 24 | 3,506 | 2,181 | 834 | 8 | 483 |
| Leg. Dist. 25 | 3,581 | 2,547 | 478 | 9 | 547 |
| Leg. Dist. 26 | 3,142 | 1,711 | 667 | 10 | 754 |
| Leg. Dist. 27 | 4,774 | 3,441 | 683 | 12 | 638 |
| Leg. Dist. 28 | 2,544 | 1,602 | 490 | 5 | 447 |
| Leg. Dist. 29 | 3,560 | 2,333 | 577 | 5 | 645 |
| GRAND TOTAL: | 35,154 | 22,780 | 6,361 | 91 | 5,922 |

CITY COURT JUDGE
DETAIL

| LEGISLATIVE DISTRICT OR TOWN | ELECTION DISTRICT | TOTAL VOTES | LETICIA D. ASTACIO | MICHAEL C. LOPEZ | SCATTER | BLANK AND VOID |
|------------------------------------|----------------------|----------------|--------------------------|------------------------|---------|----------------------|
| | | | DEM | WOR | | |
| Leg. Dist. 07 | | | | | | |
| | 1 | 327 | 131 | 87 | 2 | 107 |
| | 2 | 212 | 113 | 55 | 0 | 44 |
| Leg. Dist. 07 | | 539 | 244 | 142 | 2 | 151 |
| Leg. Dist. 16 | | | | | | |
| | 1 | 8 | 6 | 2 | 0 | 0 |
| Leg. Dist. 16 | | 8 | 6 | 2 | 0 | 0 |
| Leg. Dist. 21 | | | | | | |
| | 1 | 227 | 124 | 56 | 1 | 46 |
| | 2 | 192 | 120 | 41 | 0 | 31 |
| | 3 | 119 | 76 | 25 | 0 | 18 |
| | 4 | 108 | 74 | 9 | 1 | 24 |
| | 5 | 123 | 74 | 31 | 1 | 17 |
| | 6 | 199 | 129 | 36 | 0 | 34 |
| | 7 | 351 | 233 | 50 | 0 | 68 |
| | 8 | 85 | 62 | 16 | 0 | 7 |
| | 9 | 224 | 130 | 51 | 1 | 42 |
| | 10 | 318 | 202 | 37 | 0 | 79 |
| | 11 | 182 | 125 | 27 | 1 | 29 |
| | 12 | 426 | 262 | 89 | 2 | 73 |
| | 13 | 144 | 87 | 42 | 0 | 15 |
| | 14 | 77 | 45 | 16 | 0 | 16 |
| | 15 | 276 | 179 | 63 | 0 | 34 |
| | 16 | 82 | 56 | 10 | 0 | 16 |
| | 17 | 186 | 115 | 40 | 0 | 31 |
| | 18 | 151 | 112 | 18 | 0 | 21 |
| | 19 | 73 | 48 | 17 | 0 | 8 |
| | 20 | 116 | 74 | 25 | 1 | 16 |
| | 21 | 156 | 108 | 30 | 0 | 18 |
| | 22 | 174 | 123 | 32 | 0 | 19 |
| | 23 | 172 | 104 | 40 | 2 | 26 |
| | 24 | 309 | 166 | 72 | 4 | 67 |
| | 25 | 173 | 134 | 18 | 0 | 21 |
| | 26 | 66 | 51 | 10 | 0 | 5 |
| | 27 | 104 | 73 | 13 | 0 | 18 |
| Leg. Dist. 21 | | 4,813 | 3,086 | 914 | 14 | 799 |
| Leg. Dist. 22 | | | | | | |
| | 1 | 163 | 116 | 22 | 0 | 25 |
| | 2 | 59 | 42 | 5 | 0 | 12 |
| | 3 | 102 | 73 | 9 | 0 | 20 |
| | 4 | 43 | 29 | 4 | 0 | 10 |
| | 5 | 82 | 63 | 11 | 0 | 8 |
| | 6 | 111 | 85 | 5 | 0 | 21 |
| | 7 | 57 | 42 | 7 | 0 | 8 |
| | 8 | 121 | 80 | 21 | 0 | 20 |
| | 9 | 75 | 64 | 6 | 0 | 5 |

CITY COURT JUDGE
DETAIL

| LEGISLATIVE DISTRICT OR TOWN | ELECTION DISTRICT | TOTAL VOTES | LETICIA D. ASTACIO | MICHAEL C. LOPEZ | SCATTER | BLANK AND VOID |
|------------------------------------|----------------------|----------------|--------------------------|------------------------|---------|----------------------|
| | | | DEM | WOR | | |
| Leg. Dist. 22 | | | | | | |
| | 10 | 94 | 82 | 0 | 0 | 12 |
| | 11 | 141 | 99 | 21 | 0 | 21 |
| | 12 | 81 | 62 | 5 | 0 | 14 |
| | 13 | 40 | 30 | 1 | 0 | 9 |
| | 14 | 103 | 75 | 10 | 0 | 18 |
| | 15 | 137 | 110 | 12 | 0 | 15 |
| | 16 | 55 | 43 | 6 | 0 | 6 |
| | 17 | 46 | 38 | 1 | 0 | 7 |
| | 18 | 73 | 56 | 4 | 0 | 13 |
| | 19 | 77 | 54 | 10 | 0 | 13 |
| | 20 | 130 | 101 | 6 | 0 | 23 |
| | 21 | 72 | 48 | 10 | 0 | 14 |
| | 22 | 116 | 85 | 11 | 0 | 20 |
| | 23 | 91 | 71 | 5 | 0 | 15 |
| | 24 | 53 | 38 | 3 | 0 | 12 |
| | 25 | 254 | 169 | 41 | 0 | 44 |
| | 26 | 82 | 57 | 15 | 0 | 10 |
| | 27 | 132 | 105 | 9 | 1 | 17 |
| Leg. Dist. 22 | | 2,590 | 1,917 | 260 | 1 | 412 |
| Leg. Dist. 23 | | | | | | |
| | 1 | 116 | 81 | 17 | 0 | 18 |
| | 2 | 167 | 101 | 36 | 0 | 30 |
| | 3 | 134 | 70 | 40 | 0 | 24 |
| | 4 | 316 | 206 | 59 | 3 | 48 |
| | 5 | 84 | 58 | 17 | 0 | 9 |
| | 6 | 115 | 66 | 26 | 0 | 23 |
| | 7 | 215 | 135 | 48 | 0 | 32 |
| | 8 | 186 | 116 | 38 | 0 | 32 |
| | 9 | 156 | 101 | 27 | 2 | 26 |
| | 10 | 163 | 103 | 32 | 0 | 28 |
| | 11 | 216 | 134 | 51 | 1 | 30 |
| | 12 | 308 | 201 | 54 | 2 | 51 |
| | 13 | 207 | 119 | 36 | 2 | 50 |
| | 14 | 173 | 100 | 35 | 0 | 38 |
| | 15 | 121 | 75 | 24 | 2 | 20 |
| | 16 | 118 | 64 | 40 | 0 | 14 |
| | 17 | 286 | 177 | 56 | 2 | 51 |
| | 18 | 478 | 267 | 124 | 0 | 87 |
| | 19 | 255 | 134 | 62 | 4 | 55 |
| | 20 | 276 | 178 | 52 | 1 | 45 |
| | 21 | 234 | 148 | 45 | 1 | 40 |
| | 22 | 221 | 128 | 44 | 1 | 48 |
| | 23 | 136 | 82 | 38 | 2 | 14 |
| | 24 | 244 | 136 | 62 | 0 | 46 |
| | 25 | 357 | 240 | 60 | 0 | 57 |
| | 26 | 386 | 240 | 88 | 1 | 57 |

CITY COURT JUDGE
DETAIL

| LEGISLATIVE DISTRICT OR TOWN | ELECTION DISTRICT | TOTAL VOTES | LETICIA D. ASTACIO | MICHAEL C. LOPEZ | SCATTER | BLANK AND VOID |
|------------------------------------|----------------------|----------------|--------------------------|------------------------|---------|----------------------|
| | | | DEM | WOR | | |
| Leg. Dist. 23 | 27 | 186 | 101 | 47 | 1 | 37 |
| | 28/24-20/25-28 | 223 | 141 | 50 | 0 | 32 |
| | 29 | 20 | 10 | 6 | 0 | 4 |
| Leg. Dist. 23 | | 6,097 | 3,712 | 1,314 | 25 | 1,046 |
| Leg. Dist. 24 | 1 | 313 | 207 | 64 | 2 | 40 |
| | 2/22 | 209 | 137 | 51 | 1 | 20 |
| | 3/23 | 221 | 141 | 53 | 0 | 27 |
| | 4 | 266 | 177 | 56 | 1 | 32 |
| | 5/24 | 230 | 118 | 65 | 0 | 47 |
| | 6 | 159 | 94 | 40 | 1 | 24 |
| | 7 | 135 | 82 | 32 | 1 | 20 |
| | 8 | 173 | 100 | 50 | 0 | 23 |
| | 9 | 179 | 96 | 41 | 1 | 41 |
| | 10 | 292 | 191 | 67 | 0 | 34 |
| | 11 | 74 | 49 | 15 | 0 | 10 |
| | 12 | 33 | 21 | 6 | 0 | 6 |
| | 13 | 250 | 155 | 74 | 0 | 21 |
| | 14 | 233 | 148 | 60 | 1 | 24 |
| | 15/21 | 231 | 139 | 51 | 0 | 41 |
| | 16 | 196 | 126 | 42 | 0 | 28 |
| | 17 | 89 | 49 | 22 | 0 | 18 |
| | 18 | 201 | 138 | 40 | 0 | 23 |
| | 19 | 22 | 13 | 5 | 0 | 4 |
| Leg. Dist. 24 | | 3,506 | 2,181 | 834 | 8 | 483 |
| Leg. Dist. 25 | 1 | 254 | 169 | 43 | 3 | 39 |
| | 2 | 156 | 123 | 13 | 0 | 20 |
| | 3 | 252 | 204 | 9 | 0 | 39 |
| | 4/24 | 132 | 80 | 20 | 0 | 32 |
| | 5 | 187 | 132 | 25 | 1 | 29 |
| | 6 | 118 | 73 | 24 | 1 | 20 |
| | 7 | 181 | 138 | 19 | 0 | 24 |
| | 8 | 192 | 156 | 11 | 0 | 25 |
| | 9 | 85 | 65 | 6 | 0 | 14 |
| | 10 | 149 | 119 | 8 | 0 | 22 |
| | 11 | 75 | 60 | 5 | 0 | 10 |
| | 12 | 190 | 115 | 48 | 0 | 27 |
| | 13 | 140 | 110 | 16 | 0 | 14 |
| | 14 | 88 | 51 | 24 | 0 | 13 |
| | 15 | 129 | 98 | 21 | 0 | 10 |
| | 16 | 124 | 87 | 24 | 1 | 12 |
| | 17 | 121 | 87 | 4 | 0 | 30 |
| | 18 | 204 | 145 | 26 | 0 | 33 |
| | 19 | 21 | 15 | 2 | 0 | 4 |

CITY COURT JUDGE
DETAIL

| LEGISLATIVE DISTRICT OR TOWN | ELECTION DISTRICT | TOTAL VOTES | LETICIA D. ASTACIO | MICHAEL C. LOPEZ | SCATTER | BLANK AND VOID |
|------------------------------------|----------------------|----------------|--------------------------|------------------------|---------|----------------------|
| | | | DEM | WOR | | |
| Leg. Dist. 25 | | | | | | |
| | 20 | 31 | 22 | 4 | 0 | 5 |
| | 21 | 81 | 54 | 11 | 1 | 15 |
| | 22 | 141 | 94 | 29 | 0 | 18 |
| | 23 | 21 | 14 | 3 | 0 | 4 |
| | 25 | 257 | 185 | 23 | 0 | 49 |
| | 26/27 | 91 | 55 | 22 | 1 | 13 |
| | 29/30 | 161 | 96 | 38 | 1 | 26 |
| Leg. Dist. 25 | | 3,581 | 2,547 | 478 | 9 | 547 |
| Leg. Dist. 26 | | | | | | |
| | 1 | 354 | 175 | 77 | 0 | 102 |
| | 2 | 141 | 67 | 36 | 1 | 37 |
| | 3 | 88 | 44 | 21 | 0 | 23 |
| | 4 | 171 | 81 | 37 | 0 | 53 |
| | 5 | 142 | 88 | 22 | 0 | 32 |
| | 6 | 137 | 96 | 15 | 0 | 26 |
| | 7 | 167 | 99 | 27 | 0 | 41 |
| | 8 | 172 | 127 | 26 | 0 | 19 |
| | 9 | 199 | 108 | 54 | 0 | 37 |
| | 10 | 196 | 112 | 44 | 1 | 39 |
| | 11 | 185 | 98 | 46 | 2 | 39 |
| | 12 | 184 | 85 | 45 | 0 | 54 |
| | 13 | 218 | 110 | 49 | 3 | 56 |
| | 14 | 255 | 134 | 64 | 1 | 56 |
| | 15 | 169 | 101 | 34 | 1 | 33 |
| | 16 | 202 | 99 | 34 | 0 | 69 |
| | 17 | 162 | 87 | 36 | 1 | 38 |
| Leg. Dist. 26 | | 3,142 | 1,711 | 667 | 10 | 754 |
| Leg. Dist. 27 | | | | | | |
| | 1 | 236 | 171 | 27 | 1 | 37 |
| | 2 | 245 | 181 | 32 | 3 | 29 |
| | 3 | 198 | 133 | 36 | 1 | 28 |
| | 4 | 244 | 176 | 38 | 0 | 30 |
| | 5 | 234 | 169 | 36 | 1 | 28 |
| | 6 | 180 | 143 | 21 | 0 | 16 |
| | 7 | 211 | 144 | 37 | 1 | 29 |
| | 8 | 331 | 257 | 33 | 0 | 41 |
| | 9 | 244 | 172 | 46 | 0 | 26 |
| | 10 | 218 | 137 | 40 | 0 | 41 |
| | 11 | 229 | 160 | 34 | 0 | 35 |
| | 12 | 173 | 130 | 16 | 3 | 24 |
| | 13 | 204 | 160 | 25 | 1 | 18 |
| | 14 | 160 | 130 | 14 | 0 | 16 |
| | 15 | 164 | 119 | 22 | 0 | 23 |
| | 16 | 181 | 133 | 26 | 0 | 22 |
| | 17 | 203 | 152 | 20 | 0 | 31 |

CITY COURT JUDGE
DETAIL

| LEGISLATIVE DISTRICT OR TOWN | ELECTION DISTRICT | TOTAL VOTES | LETICIA D. ASTACIO | MICHAEL C. LOPEZ | SCATTER | BLANK AND VOID |
|------------------------------------|----------------------|----------------|--------------------------|------------------------|---------|----------------------|
| | | | DEM | WOR | | |
| <u>Leg. Dist. 27</u> | | | | | | |
| | 18 | 184 | 105 | 40 | 0 | 39 |
| | 19 | 219 | 162 | 28 | 0 | 29 |
| | 20 | 109 | 88 | 14 | 1 | 6 |
| | 21 | 115 | 93 | 13 | 0 | 9 |
| | 22 | 147 | 90 | 38 | 0 | 19 |
| | 23 | 135 | 105 | 11 | 0 | 19 |
| | 25 | 91 | 57 | 12 | 0 | 22 |
| | 26 | 119 | 74 | 24 | 0 | 21 |
| <u>Leg. Dist. 27</u> | | 4,774 | 3,441 | 683 | 12 | 638 |
| <u>Leg. Dist. 28</u> | | | | | | |
| | 1 | 117 | 71 | 22 | 0 | 24 |
| | 2 | 112 | 68 | 20 | 0 | 24 |
| | 3 | 82 | 63 | 8 | 0 | 11 |
| | 4 | 91 | 52 | 24 | 1 | 14 |
| | 5 | 117 | 68 | 22 | 1 | 26 |
| | 6 | 246 | 157 | 45 | 1 | 43 |
| | 7 | 234 | 146 | 38 | 0 | 50 |
| | 8 | 160 | 116 | 21 | 0 | 23 |
| | 9 | 150 | 77 | 48 | 0 | 25 |
| | 10 | 43 | 27 | 12 | 0 | 4 |
| | 11 | 102 | 58 | 29 | 0 | 15 |
| | 12 | 73 | 53 | 8 | 0 | 12 |
| | 13 | 134 | 94 | 17 | 0 | 23 |
| | 14 | 121 | 78 | 24 | 1 | 18 |
| | 15 | 52 | 35 | 9 | 1 | 7 |
| | 16 | 127 | 81 | 29 | 0 | 17 |
| | 17 | 23 | 14 | 2 | 0 | 7 |
| | 18 | 107 | 61 | 20 | 0 | 26 |
| | 19 | 3 | 3 | 0 | 0 | 0 |
| | 20 | 193 | 111 | 48 | 0 | 34 |
| | 21 | 182 | 118 | 34 | 0 | 30 |
| | 22 | 75 | 51 | 10 | 0 | 14 |
| <u>Leg. Dist. 28</u> | | 2,544 | 1,602 | 490 | 5 | 447 |
| <u>Leg. Dist. 29</u> | | | | | | |
| | 1 | 17 | 14 | 2 | 0 | 1 |
| | 2 | 48 | 27 | 8 | 0 | 13 |
| | 3 | 7 | 6 | 0 | 0 | 1 |
| | 4 | 125 | 73 | 29 | 0 | 23 |
| | 5 | 171 | 106 | 30 | 0 | 35 |
| | 6 | 104 | 65 | 12 | 0 | 27 |
| | 7 | 137 | 80 | 26 | 0 | 31 |
| | 8 | 41 | 26 | 8 | 0 | 7 |
| | 9 | 262 | 171 | 45 | 1 | 45 |
| | 10 | 223 | 168 | 27 | 0 | 28 |
| | 11 | 175 | 109 | 35 | 0 | 31 |

CITY COURT JUDGE
DETAIL

| LEGISLATIVE DISTRICT OR TOWN | ELECTION DISTRICT | TOTAL VOTES | LETICIA D. ASTACIO DEM | MICHAEL C. LOPEZ WOR | SCATTER | BLANK AND VOID |
|------------------------------------|----------------------|----------------------|-------------------------------------|-----------------------------------|------------------|----------------------|
| Leg. Dist. 29 | 12 | 185 | 120 | 33 | 0 | 32 |
| | 13 | 98 | 69 | 11 | 0 | 18 |
| | 14 | 69 | 43 | 8 | 0 | 18 |
| | 15 | 114 | 86 | 15 | 1 | 12 |
| | 16 | 57 | 37 | 8 | 0 | 12 |
| | 17 | 133 | 78 | 26 | 1 | 28 |
| | 18 | 239 | 124 | 62 | 1 | 52 |
| | 19 | 99 | 62 | 17 | 1 | 19 |
| | 20 | 194 | 133 | 29 | 0 | 32 |
| | 21 | 199 | 125 | 36 | 0 | 38 |
| | 22 | 127 | 95 | 11 | 0 | 21 |
| | 23 | 183 | 138 | 19 | 0 | 26 |
| | 24 | 229 | 161 | 37 | 0 | 31 |
| | 25/28 | 255 | 169 | 34 | 0 | 52 |
| | 26 | 68 | 48 | 9 | 0 | 11 |
| | 27 | 1 | 0 | 0 | 0 | 1 |
| Leg. Dist. 29 | | <u>3,560</u> | <u>2,333</u> | <u>577</u> | <u>5</u> | <u>645</u> |
| GRAND TOTAL: | | <u><u>35,154</u></u> | <u><u>22,780</u></u> | <u><u>6,361</u></u> | <u><u>91</u></u> | <u><u>5,922</u></u> |

MEMBER OF CITY COUNCIL
NORTHEAST DISTRICT
1 YEAR TERM
SUMMARY

| LEGISLATIVE DISTRICT OR TOWN | TOTAL VOTES | MICHAEL A. PATTERSON DEM | SCATTER | BLANK AND VOID |
|------------------------------------|---------------------|---------------------------------------|------------------|----------------------|
| Leg. Dist. 16 | 8 | 7 | 0 | 1 |
| Leg. Dist. 21 | 491 | 364 | 4 | 123 |
| Leg. Dist. 22 | 2,336 | 1,879 | 15 | 442 |
| Leg. Dist. 25 | 257 | 199 | 4 | 54 |
| Leg. Dist. 29 | <u>3,290</u> | <u>2,480</u> | <u>17</u> | <u>793</u> |
| GRAND TOTAL: | <u><u>6,382</u></u> | <u><u>4,929</u></u> | <u><u>40</u></u> | <u><u>1,413</u></u> |

MEMBER OF CITY COUNCIL
NORTHEAST DISTRICT
1 YEAR TERM
DETAIL

| LEGISLATIVE DISTRICT OR TOWN | ELECTION DISTRICT | TOTAL VOTES | MICHAEL A. PATTERSON | | BLANK AND VOID |
|------------------------------------|----------------------|----------------|----------------------------|---------|----------------------|
| | | | DEM | SCATTER | |
| Leg. Dist. 16 | 1 | 8 | 7 | 0 | 1 |
| Leg. Dist. 16 | | 8 | 7 | 0 | 1 |
| Leg. Dist. 21 | 3 | 119 | 85 | 1 | 33 |
| | 4 | 108 | 80 | 1 | 27 |
| | 11 | 182 | 138 | 2 | 42 |
| | 16 | 82 | 61 | 0 | 21 |
| Leg. Dist. 21 | | 491 | 364 | 4 | 123 |
| Leg. Dist. 22 | 1 | 163 | 124 | 1 | 38 |
| | 2 | 59 | 44 | 0 | 15 |
| | 3 | 102 | 69 | 1 | 32 |
| | 4 | 43 | 33 | 0 | 10 |
| | 5 | 82 | 72 | 0 | 10 |
| | 6 | 111 | 92 | 0 | 19 |
| | 7 | 57 | 46 | 0 | 11 |
| | 8 | 121 | 96 | 1 | 24 |
| | 9 | 75 | 67 | 1 | 7 |
| | 10 | 94 | 90 | 0 | 4 |
| | 11 | 141 | 110 | 3 | 28 |
| | 12 | 81 | 61 | 0 | 20 |
| | 13 | 40 | 32 | 0 | 8 |
| | 14 | 103 | 81 | 0 | 22 |
| | 15 | 137 | 120 | 3 | 14 |
| | 16 | 55 | 48 | 0 | 7 |
| | 17 | 46 | 39 | 0 | 7 |
| | 18 | 73 | 55 | 0 | 18 |
| | 19 | 77 | 56 | 1 | 20 |
| | 20 | 130 | 107 | 0 | 23 |
| | 21 | 72 | 53 | 0 | 19 |
| | 22 | 116 | 91 | 1 | 24 |
| | 23 | 91 | 79 | 0 | 12 |
| | 24 | 53 | 37 | 1 | 15 |
| | 26 | 82 | 66 | 1 | 15 |
| | 27 | 132 | 111 | 1 | 20 |
| Leg. Dist. 22 | | 2,336 | 1,879 | 15 | 442 |
| Leg. Dist. 25 | 25 | 257 | 199 | 4 | 54 |
| Leg. Dist. 25 | | 257 | 199 | 4 | 54 |
| Leg. Dist. 29 | 1 | 17 | 15 | 0 | 2 |
| | 2 | 48 | 32 | 0 | 16 |
| | 3 | 7 | 6 | 0 | 1 |

MEMBER OF CITY COUNCIL
NORTHEAST DISTRICT
1 YEAR TERM
DETAIL

| LEGISLATIVE DISTRICT OR TOWN | ELECTION DISTRICT | TOTAL VOTES | MICHAEL A. PATTERSON | | BLANK AND VOID |
|------------------------------------|----------------------|---------------------|----------------------------|------------------|----------------------|
| | | | DEM | SCATTER | |
| Leg. Dist. 29 | 4 | 125 | 85 | 0 | 40 |
| | 5 | 171 | 123 | 2 | 46 |
| | 6 | 104 | 77 | 0 | 27 |
| | 8 | 41 | 29 | 0 | 12 |
| | 9 | 262 | 192 | 5 | 65 |
| | 10 | 223 | 179 | 0 | 44 |
| | 11 | 175 | 129 | 0 | 46 |
| | 12 | 185 | 142 | 1 | 42 |
| | 13 | 98 | 76 | 1 | 21 |
| | 14 | 69 | 50 | 0 | 19 |
| | 15 | 114 | 90 | 1 | 23 |
| | 16 | 57 | 43 | 0 | 14 |
| | 18 | 239 | 156 | 2 | 81 |
| | 19 | 99 | 74 | 1 | 24 |
| | 20 | 194 | 163 | 0 | 31 |
| | 21 | 199 | 137 | 2 | 60 |
| | 22 | 127 | 105 | 0 | 22 |
| | 23 | 183 | 153 | 0 | 30 |
| | 24 | 229 | 183 | 2 | 44 |
| | 25/28 | 255 | 187 | 0 | 68 |
| | 26 | 68 | 54 | 0 | 14 |
| | 27 | 1 | 0 | 0 | 1 |
| Leg. Dist. 29 | | <u>3,290</u> | <u>2,480</u> | <u>17</u> | <u>793</u> |
| GRAND TOTAL: | | <u><u>6,382</u></u> | <u><u>4,929</u></u> | <u><u>40</u></u> | <u><u>1,413</u></u> |

TOWN OF CLARKSON
TOWN JUSTICE

| LEGISLATIVE DISTRICT OR TOWN | ELECTION DISTRICT | TOTAL VOTES | CHRISTOPHER T. WILCOX REP | CHRISTOPHER T. WILCOX CON | CHRISTOPHER T. WILCOX IND | SCATTER | BLANK AND VOID |
|------------------------------------|----------------------|----------------|------------------------------------|------------------------------------|------------------------------------|----------|----------------------|
| Clarkson | 1 | 400 | 231 | 64 | 43 | 0 | 62 |
| | 2 | 54 | 35 | 14 | 1 | 0 | 4 |
| | 3 | 345 | 207 | 49 | 27 | 0 | 62 |
| | 4 | 440 | 270 | 66 | 38 | 1 | 65 |
| | 5 | 508 | 272 | 98 | 54 | 2 | 82 |
| | 6 | 229 | 130 | 43 | 21 | 0 | 35 |
| GRAND TOTAL: | | <u>1,976</u> | <u>1,145</u> | <u>334</u> | <u>184</u> | <u>3</u> | <u>310</u> |

TOWN OF CLARKSON
MEMBER OF TOWN COUNCIL
1 YEAR TERM

| LEGISLATIVE DISTRICT OR TOWN | ELECTION DISTRICT | TOTAL VOTES | THOMAS A. TRAPP | JACKIE SMITH | JACKIE SMITH | THOMAS A. TRAPP | JACKIE SMITH | SCATTER | BLANK AND VOID |
|------------------------------------|----------------------|----------------|-----------------------|-----------------|-----------------|-----------------------|-----------------|----------|----------------------|
| | | | DEM | REP | CON | WOR | IND | | |
| Clarkson | 1 | 400 | 117 | 186 | 60 | 17 | 14 | 0 | 6 |
| | 2 | 54 | 13 | 25 | 14 | 0 | 1 | 0 | 1 |
| | 3 | 345 | 110 | 160 | 41 | 11 | 10 | 1 | 12 |
| | 4 | 440 | 102 | 221 | 64 | 16 | 18 | 0 | 19 |
| | 5 | 508 | 110 | 234 | 89 | 29 | 28 | 0 | 18 |
| | 6 | 229 | 68 | 101 | 33 | 15 | 7 | 0 | 5 |
| GRAND TOTAL: | | <u>1,976</u> | <u>520</u> | <u>927</u> | <u>301</u> | <u>88</u> | <u>78</u> | <u>1</u> | <u>61</u> |

TOWN OF GREECE
MEMBER OF TOWN COUNCIL
4TH WARD
1 YEAR TERM

| LEGISLATIVE DISTRICT OR TOWN | ELECTION DISTRICT | TOTAL VOTES | DIANA M. CHRISTODARO REP | DIANA M. CHRISTODARO CON | DIANA M. CHRISTODARO IND | SCATTER | BLANK AND VOID |
|------------------------------------|----------------------|----------------|-----------------------------------|-----------------------------------|-----------------------------------|---------|----------------------|
| Greece | | | | | | | |
| | 2 | 301 | 154 | 44 | 34 | 1 | 68 |
| | 16 | 169 | 99 | 22 | 19 | 0 | 29 |
| | 24 | 333 | 189 | 40 | 29 | 0 | 75 |
| | 27 | 297 | 157 | 52 | 21 | 1 | 66 |
| | 28 | 287 | 157 | 45 | 28 | 1 | 56 |
| | 33 | 283 | 155 | 47 | 19 | 3 | 59 |
| | 34 | 273 | 155 | 37 | 19 | 2 | 60 |
| | 44 | 343 | 207 | 45 | 27 | 0 | 64 |
| | 45 | 380 | 241 | 51 | 19 | 1 | 68 |
| | 54 | 287 | 164 | 44 | 22 | 1 | 56 |
| | 57 | 235 | 130 | 28 | 23 | 0 | 54 |
| | 70 | 614 | 368 | 76 | 48 | 3 | 119 |
| | 76 | 216 | 143 | 23 | 17 | 0 | 33 |
| | 86 | 372 | 218 | 51 | 43 | 0 | 60 |
| | 90 | 280 | 163 | 46 | 16 | 1 | 54 |
| | 91 | 454 | 266 | 63 | 47 | 0 | 78 |
| | 92 | 364 | 194 | 42 | 30 | 3 | 95 |
| | 100 | 371 | 222 | 42 | 27 | 1 | 79 |
| | 102 | 365 | 210 | 54 | 33 | 1 | 67 |
| | 103 | 333 | 183 | 62 | 24 | 0 | 64 |
| | 105 | 185 | 133 | 19 | 10 | 0 | 23 |
| | 107 | 175 | 108 | 27 | 15 | 0 | 25 |
| | 108 | 208 | 116 | 26 | 20 | 0 | 46 |
| | 109 | 332 | 161 | 52 | 38 | 2 | 79 |
| GRAND TOTAL: | | 7,457 | 4,293 | 1,038 | 628 | 21 | 1,477 |

TOWN OF HAMLIN
MEMBER OF TOWN COUNCIL
3 YEAR TERM

| LEGISLATIVE DISTRICT OR TOWN | ELECTION DISTRICT | TOTAL VOTES | ROBERTA A. FEY DEM | JENNIFER M. GOODRICH REP | JENNIFER M. GOODRICH CON | JENNIFER M. GOODRICH IND | SCATTER | BLANK AND VOID |
|------------------------------------|----------------------|----------------|---------------------------------|---------------------------------------|---------------------------------------|---------------------------------------|----------|----------------------|
| Hamlin | 1 | 235 | 75 | 116 | 28 | 12 | 1 | 3 |
| | 2 | 315 | 80 | 171 | 43 | 18 | 0 | 3 |
| | 3 | 273 | 62 | 142 | 51 | 10 | 0 | 8 |
| | 4 | 231 | 44 | 119 | 43 | 13 | 1 | 11 |
| | 5 | 253 | 77 | 129 | 42 | 2 | 0 | 3 |
| | 6 | 205 | 64 | 92 | 33 | 7 | 1 | 8 |
| | 7 | 380 | 90 | 205 | 50 | 19 | 1 | 15 |
| | 8 | 179 | 43 | 97 | 26 | 9 | 0 | 4 |
| | 9 | 180 | 35 | 112 | 16 | 11 | 2 | 4 |
| | 10 | 330 | 101 | 161 | 44 | 11 | 2 | 11 |
| GRAND TOTAL: | | <u>2,581</u> | <u>671</u> | <u>1,344</u> | <u>376</u> | <u>112</u> | <u>8</u> | <u>70</u> |

TOWN OF PARMA
MEMBER OF TOWN COUNCIL
1 YEAR TERM

| LEGISLATIVE DISTRICT OR TOWN | ELECTION DISTRICT | TOTAL VOTES | KYLE D. MULLEN REP | KYLE D. MULLEN CON | KYLE D. MULLEN IND | SCATTER | BLANK AND VOID |
|------------------------------------|----------------------|----------------|-----------------------------|-----------------------------|-----------------------------|---------|----------------------|
| Parma | 1 | 354 | 201 | 67 | 28 | 1 | 57 |
| | 2 | 387 | 227 | 73 | 19 | 0 | 68 |
| | 3 | 284 | 170 | 46 | 29 | 0 | 39 |
| | 4 | 322 | 176 | 53 | 26 | 0 | 67 |
| | 5 | 209 | 118 | 34 | 14 | 1 | 42 |
| | 6 | 144 | 77 | 30 | 12 | 0 | 25 |
| | 7 | 313 | 187 | 55 | 21 | 0 | 50 |
| | 8 | 435 | 262 | 65 | 32 | 2 | 74 |
| | 9 | 350 | 209 | 56 | 19 | 0 | 66 |
| | 10 | 339 | 198 | 69 | 28 | 0 | 44 |
| | 11 | 353 | 196 | 60 | 36 | 2 | 59 |
| | 12 | 305 | 172 | 45 | 34 | 1 | 53 |
| | 13 | 512 | 309 | 76 | 44 | 2 | 81 |
| | 14 | 225 | 122 | 40 | 16 | 1 | 46 |
| | 15 | 321 | 183 | 65 | 34 | 0 | 39 |
| GRAND TOTAL: | | 4,853 | 2,807 | 834 | 392 | 10 | 810 |

TOWN OF RIGA
TOWN JUSTICE

| <u>LEGISLATIVE DISTRICT OR TOWN</u> | <u>ELECTION DISTRICT</u> | <u>TOTAL VOTES</u> | <u>RICHARD E. STOWE REP</u> | <u>RICHARD E. STOWE CON</u> | <u>RICHARD E. STOWE IND</u> | <u>SCATTER</u> | <u>BLANK AND VOID</u> |
|---|------------------------------|------------------------|---|---|---|----------------|-------------------------------|
| Riga | 1 | 490 | 288 | 70 | 54 | 1 | 77 |
| | 2 | 407 | 265 | 64 | 22 | 1 | 55 |
| | 3 | 248 | 134 | 33 | 32 | 0 | 49 |
| | 4 | 328 | 209 | 39 | 31 | 0 | 49 |
| | 5 | 326 | 203 | 54 | 25 | 1 | 43 |
| | 6 | 294 | 170 | 68 | 20 | 1 | 35 |
| GRAND TOTAL: | | <u>2,093</u> | <u>1,269</u> | <u>328</u> | <u>184</u> | <u>4</u> | <u>308</u> |

TOWN OF RIGA
MEMBER OF TOWN COUNCIL
1 YEAR TERM

| LEGISLATIVE DISTRICT OR TOWN | ELECTION DISTRICT | TOTAL VOTES | CYNTHIA L. JESSOP REP | CYNTHIA L. JESSOP CON | CYNTHIA L. JESSOP IND | SCATTER | BLANK AND VOID |
|------------------------------------|----------------------|----------------|------------------------------------|------------------------------------|------------------------------------|----------|----------------------|
| Riga | | | | | | | |
| | 1 | 490 | 284 | 67 | 57 | 3 | 79 |
| | 2 | 407 | 264 | 64 | 20 | 1 | 58 |
| | 3 | 248 | 132 | 32 | 30 | 1 | 53 |
| | 4 | 328 | 203 | 43 | 29 | 0 | 53 |
| | 5 | 326 | 203 | 51 | 23 | 1 | 48 |
| | 6 | 294 | 168 | 68 | 20 | 0 | 38 |
| GRAND TOTAL: | | <u>2,093</u> | <u>1,254</u> | <u>325</u> | <u>179</u> | <u>6</u> | <u>329</u> |

TOWN OF SWEDEN
TOWN JUSTICE

| LEGISLATIVE DISTRICT OR TOWN | ELECTION DISTRICT | TOTAL VOTES | ROBERT P. CONNORS REP | ROBERT P. CONNORS CON | ROBERT P. CONNORS IND | SCATTER | BLANK AND VOID |
|------------------------------------|----------------------|----------------|--------------------------------|--------------------------------|--------------------------------|-----------|----------------------|
| Sweden | | | | | | | |
| | 1 | 302 | 167 | 38 | 21 | 2 | 74 |
| | 2 | 120 | 50 | 8 | 20 | 4 | 38 |
| | 3 | 312 | 158 | 33 | 34 | 3 | 84 |
| | 4 | 369 | 193 | 41 | 42 | 4 | 89 |
| | 5 | 74 | 32 | 8 | 3 | 2 | 29 |
| | 6 | 272 | 137 | 35 | 37 | 4 | 59 |
| | 7 | 337 | 179 | 44 | 39 | 2 | 73 |
| | 8 | 282 | 158 | 35 | 27 | 1 | 61 |
| | 9 | 224 | 116 | 34 | 28 | 1 | 45 |
| | 10 | 437 | 240 | 87 | 30 | 2 | 78 |
| | 11 | 96 | 46 | 11 | 15 | 1 | 23 |
| | 12 | 257 | 133 | 49 | 22 | 4 | 49 |
| GRAND TOTAL: | | <u>3,082</u> | <u>1,609</u> | <u>423</u> | <u>318</u> | <u>30</u> | <u>702</u> |

TOWN OF SWEDEN
RECEIVER OF TAXES
1 YEAR TERM

| LEGISLATIVE DISTRICT OR TOWN | ELECTION DISTRICT | TOTAL VOTES | KATHLEEN A. BAHR-SEEVER REP | KATHLEEN A. BAHR-SEEVER CON | KATHLEEN A. BAHR-SEEVER IND | SCATTER | BLANK AND VOID |
|------------------------------------|----------------------|----------------|--------------------------------------|--------------------------------------|--------------------------------------|-----------|----------------------|
| Sweden | | | | | | | |
| | 1 | 302 | 161 | 40 | 23 | 1 | 77 |
| | 2 | 120 | 58 | 9 | 24 | 1 | 28 |
| | 3 | 312 | 157 | 35 | 36 | 4 | 80 |
| | 4 | 369 | 195 | 41 | 45 | 0 | 88 |
| | 5 | 74 | 33 | 8 | 4 | 2 | 27 |
| | 6 | 272 | 140 | 34 | 32 | 2 | 64 |
| | 7 | 337 | 183 | 42 | 40 | 0 | 72 |
| | 8 | 282 | 160 | 37 | 25 | 1 | 59 |
| | 9 | 224 | 118 | 33 | 29 | 0 | 44 |
| | 10 | 437 | 244 | 88 | 26 | 3 | 76 |
| | 11 | 96 | 41 | 13 | 16 | 0 | 26 |
| | 12 | 257 | 135 | 51 | 23 | 3 | 45 |
| GRAND TOTAL: | | <u>3,082</u> | <u>1,625</u> | <u>431</u> | <u>323</u> | <u>17</u> | <u>686</u> |

TOWN OF SWEDEN
SUPERINTENDENT OF HIGHWAYS
1 YEAR TERM

| LEGISLATIVE DISTRICT OR TOWN | ELECTION DISTRICT | TOTAL VOTES | BRIAN T. INGRAHAM REP | BRIAN T. INGRAHAM CON | BRIAN T. INGRAHAM IND | SCATTER | BLANK AND VOID |
|------------------------------------|----------------------|----------------|--------------------------------|--------------------------------|--------------------------------|-----------|----------------------|
| Sweden | | | | | | | |
| | 1 | 302 | 160 | 39 | 23 | 1 | 79 |
| | 2 | 120 | 55 | 8 | 28 | 2 | 27 |
| | 3 | 312 | 162 | 31 | 40 | 3 | 76 |
| | 4 | 369 | 196 | 37 | 49 | 0 | 87 |
| | 5 | 74 | 33 | 8 | 3 | 2 | 28 |
| | 6 | 272 | 133 | 32 | 36 | 2 | 69 |
| | 7 | 337 | 184 | 40 | 45 | 0 | 68 |
| | 8 | 282 | 163 | 36 | 24 | 1 | 58 |
| | 9 | 224 | 117 | 31 | 29 | 0 | 47 |
| | 10 | 437 | 246 | 86 | 33 | 3 | 69 |
| | 11 | 96 | 42 | 12 | 16 | 0 | 26 |
| | 12 | 257 | 135 | 52 | 25 | 3 | 42 |
| GRAND TOTAL: | | <u>3,082</u> | <u>1,626</u> | <u>412</u> | <u>351</u> | <u>17</u> | <u>676</u> |

VILLAGE OF FAIRPORT
VILLAGE MAYOR

| LEGISLATIVE DISTRICT OR TOWN | ELECTION DISTRICT | TOTAL VOTES | FREDERICK H. MAY | FREDERICK H. MAY | FREDERICK H. MAY | SCATTER | BLANK AND VOID |
|------------------------------------|----------------------|----------------|------------------------|------------------------|------------------------|-----------|----------------------|
| | | | REP | CON | IND | | |
| Perinton | | | | | | | |
| | 4 | 269 | 143 | 20 | 45 | 3 | 58 |
| | 5 | 173 | 92 | 16 | 18 | 1 | 46 |
| | 6 | 296 | 149 | 25 | 42 | 4 | 76 |
| | 7 | 390 | 208 | 36 | 45 | 1 | 100 |
| | 14 | 325 | 192 | 31 | 37 | 2 | 63 |
| | 25 | 238 | 126 | 15 | 38 | 0 | 59 |
| | 38 | 407 | 222 | 39 | 59 | 4 | 83 |
| GRAND TOTAL: | | <u>2,098</u> | <u>1,132</u> | <u>182</u> | <u>284</u> | <u>15</u> | <u>485</u> |

VILLAGE OF FAIRPORT
VILLAGE TRUSTEE
4 YEAR TERM
(VOTE FOR 2)

| LEGISLATIVE DISTRICT OR TOWN | ELECTION DISTRICT | TOTAL VOTES | TIMOTHY J. SLISZ | KENNETH G. ROHR | KENNETH G. ROHR | KENNETH G. ROHR | SCATTER | BLANK AND VOID |
|------------------------------------|----------------------|----------------|------------------------|-----------------------|-----------------------|-----------------------|-----------|----------------------|
| | | | DEM | REP | CON | IND | | |
| Perinton | | | | | | | | |
| | 4 | 538 | 174 | 141 | 23 | 34 | 0 | 166 |
| | 5 | 346 | 95 | 83 | 14 | 14 | 1 | 139 |
| | 6 | 592 | 184 | 124 | 24 | 24 | 2 | 234 |
| | 7 | 780 | 246 | 163 | 37 | 32 | 2 | 300 |
| | 14 | 650 | 216 | 178 | 30 | 29 | 1 | 196 |
| | 25 | 476 | 161 | 110 | 13 | 25 | 0 | 167 |
| | 38 | 814 | 222 | 214 | 34 | 51 | 4 | 289 |
| GRAND TOTAL: | | <u>4,196</u> | <u>1,298</u> | <u>1,013</u> | <u>175</u> | <u>209</u> | <u>10</u> | <u>1,491</u> |

VILLAGE OF FAIRPORT
VILLAGE TRUSTEE
1 YEAR TERM

| <u>LEGISLATIVE DISTRICT OR TOWN</u> | <u>ELECTION DISTRICT</u> | <u>TOTAL VOTES</u> | DEBRA D. TANDOI <u>REP</u> | DEBRA D. TANDOI <u>CON</u> | DEBRA D. TANDOI <u>IND</u> | <u>SCATTER</u> | <u>BLANK AND VOID</u> |
|---|------------------------------|------------------------|-------------------------------------|-------------------------------------|-------------------------------------|----------------|-------------------------------|
| Perinton | | | | | | | |
| | 4 | 269 | 141 | 21 | 51 | 1 | 55 |
| | 5 | 173 | 90 | 16 | 22 | 0 | 45 |
| | 6 | 296 | 143 | 24 | 45 | 3 | 81 |
| | 7 | 390 | 197 | 40 | 47 | 2 | 104 |
| | 14 | 325 | 172 | 23 | 45 | 1 | 84 |
| | 25 | 238 | 121 | 16 | 39 | 1 | 61 |
| | 38 | 407 | 224 | 43 | 64 | 4 | 72 |
| GRAND TOTAL: | | <u>2,098</u> | <u>1,088</u> | <u>183</u> | <u>313</u> | <u>12</u> | <u>502</u> |

VILLAGE OF FAIRPORT
VILLAGE JUSTICE

| <u>LEGISLATIVE DISTRICT OR TOWN</u> | <u>ELECTION DISTRICT</u> | <u>TOTAL VOTES</u> | VINCENT M. BARONE <u>REP</u> | VINCENT M. BARONE <u>CON</u> | VINCENT M. BARONE <u>IND</u> | <u>SCATTER</u> | <u>BLANK AND VOID</u> |
|---|------------------------------|------------------------|---------------------------------------|---------------------------------------|---------------------------------------|----------------|-------------------------------|
| Perinton | 4 | 269 | 139 | 20 | 49 | 2 | 59 |
| | 5 | 173 | 90 | 17 | 21 | 0 | 45 |
| | 6 | 296 | 149 | 23 | 48 | 2 | 74 |
| | 7 | 390 | 207 | 38 | 50 | 2 | 93 |
| | 14 | 325 | 180 | 30 | 44 | 1 | 70 |
| | 25 | 238 | 126 | 17 | 42 | 0 | 53 |
| | 38 | 407 | 224 | 39 | 66 | 4 | 74 |
| GRAND TOTAL: | | <u>2,098</u> | <u>1,115</u> | <u>184</u> | <u>320</u> | <u>11</u> | <u>468</u> |

PROPOSAL NUMBER ONE
 AN AMENDMENT
 REVISING STATES REDISTRICTING PROCEDURE
 SUMMARY

| LEGISLATIVE DISTRICT OR TOWN | TOTAL VOTES | YES | NO | BLANK AND VOID |
|------------------------------------|----------------|---------------|---------------|----------------------|
| Leg. Dist. 07 | 539 | 251 | 198 | 90 |
| Leg. Dist. 16 | 8 | 5 | 2 | 1 |
| Leg. Dist. 21 | 4,813 | 2,345 | 1,407 | 1,061 |
| Leg. Dist. 22 | 2,590 | 953 | 462 | 1,175 |
| Leg. Dist. 23 | 6,097 | 3,214 | 1,894 | 989 |
| Leg. Dist. 24 | 3,506 | 1,929 | 1,068 | 509 |
| Leg. Dist. 25 | 3,581 | 1,509 | 746 | 1,326 |
| Leg. Dist. 26 | 3,142 | 1,461 | 1,066 | 615 |
| Leg. Dist. 27 | 4,774 | 2,046 | 1,151 | 1,577 |
| Leg. Dist. 28 | 2,544 | 1,025 | 731 | 788 |
| Leg. Dist. 29 | 3,560 | 1,483 | 876 | 1,201 |
| CITY | 35,154 | 16,221 | 9,601 | 9,332 |
| Brighton | 11,576 | 5,989 | 4,074 | 1,513 |
| Chili | 9,020 | 4,427 | 3,469 | 1,124 |
| Clarkson | 1,976 | 920 | 830 | 226 |
| East Rochester | 1,659 | 790 | 605 | 264 |
| Gates | 7,842 | 3,429 | 2,891 | 1,522 |
| Greece | 27,141 | 12,314 | 11,053 | 3,774 |
| Hamlin | 2,581 | 1,205 | 1,116 | 260 |
| Henrietta | 10,407 | 5,185 | 3,777 | 1,445 |
| Irondequoit | 17,346 | 8,038 | 6,565 | 2,743 |
| Mendon | 3,620 | 1,846 | 1,416 | 358 |
| Ogden | 6,367 | 3,063 | 2,478 | 826 |
| Parma | 4,853 | 2,139 | 2,087 | 627 |
| Penfield | 13,683 | 7,047 | 5,000 | 1,636 |
| Perinton | 18,475 | 9,821 | 6,646 | 2,008 |
| Pittsford | 11,117 | 6,097 | 3,851 | 1,169 |
| Riga | 2,093 | 996 | 845 | 252 |
| Rush | 1,565 | 756 | 671 | 138 |
| Sweden | 3,082 | 1,488 | 1,183 | 411 |
| Webster | 14,562 | 7,326 | 5,606 | 1,630 |
| Wheatland | 1,646 | 812 | 664 | 170 |
| TOWNS | 170,611 | 83,688 | 64,827 | 22,096 |
| GRAND TOTAL: | <u>205,765</u> | <u>99,909</u> | <u>74,428</u> | <u>31,428</u> |

PROPOSAL NUMBER ONE
 AN AMENDMENT
 REVISING STATES REDISTRICTING PROCEDURE
 DETAIL

| LEGISLATIVE DISTRICT OR TOWN | ELECTION DISTRICT | TOTAL VOTES | YES | NO | BLANK AND VOID |
|------------------------------------|----------------------|----------------|-------|-------|----------------------|
| Leg. Dist. 07 | | | | | |
| | 1 | 327 | 137 | 134 | 56 |
| | 2 | 212 | 114 | 64 | 34 |
| Leg. Dist. 07 | | 539 | 251 | 198 | 90 |
| Leg. Dist. 16 | | | | | |
| | 1 | 8 | 5 | 2 | 1 |
| Leg. Dist. 16 | | 8 | 5 | 2 | 1 |
| Leg. Dist. 21 | | | | | |
| | 1 | 227 | 112 | 59 | 56 |
| | 2 | 192 | 104 | 67 | 21 |
| | 3 | 119 | 50 | 31 | 38 |
| | 4 | 108 | 43 | 34 | 31 |
| | 5 | 123 | 66 | 38 | 19 |
| | 6 | 199 | 99 | 44 | 56 |
| | 7 | 351 | 179 | 96 | 76 |
| | 8 | 85 | 37 | 23 | 25 |
| | 9 | 224 | 129 | 75 | 20 |
| | 10 | 318 | 162 | 115 | 41 |
| | 11 | 182 | 62 | 30 | 90 |
| | 12 | 426 | 230 | 139 | 57 |
| | 13 | 144 | 73 | 44 | 27 |
| | 14 | 77 | 31 | 23 | 23 |
| | 15 | 276 | 150 | 82 | 44 |
| | 16 | 82 | 45 | 15 | 22 |
| | 17 | 186 | 72 | 58 | 56 |
| | 18 | 151 | 68 | 39 | 44 |
| | 19 | 73 | 33 | 22 | 18 |
| | 20 | 116 | 62 | 38 | 16 |
| | 21 | 156 | 79 | 45 | 32 |
| | 22 | 174 | 81 | 62 | 31 |
| | 23 | 172 | 71 | 45 | 56 |
| | 24 | 309 | 161 | 93 | 55 |
| | 25 | 173 | 75 | 33 | 65 |
| | 26 | 66 | 26 | 24 | 16 |
| | 27 | 104 | 45 | 33 | 26 |
| Leg. Dist. 21 | | 4,813 | 2,345 | 1,407 | 1,061 |
| Leg. Dist. 22 | | | | | |
| | 1 | 163 | 59 | 32 | 72 |
| | 2 | 59 | 9 | 2 | 48 |
| | 3 | 102 | 34 | 11 | 57 |
| | 4 | 43 | 15 | 4 | 24 |
| | 5 | 82 | 21 | 9 | 52 |
| | 6 | 111 | 18 | 16 | 77 |
| | 7 | 57 | 24 | 8 | 25 |
| | 8 | 121 | 53 | 29 | 39 |

PROPOSAL NUMBER ONE
 AN AMENDMENT
 REVISING STATES REDISTRICTING PROCEDURE
 DETAIL

| <u>LEGISLATIVE DISTRICT OR TOWN</u> | <u>ELECTION DISTRICT</u> | <u>TOTAL VOTES</u> | <u>YES</u> | <u>NO</u> | <u>BLANK AND VOID</u> |
|---|------------------------------|------------------------|------------|-----------|-------------------------------|
| Leg. Dist. 22 | 9 | 75 | 36 | 11 | 28 |
| | 10 | 94 | 30 | 17 | 47 |
| | 11 | 141 | 51 | 27 | 63 |
| | 12 | 81 | 14 | 5 | 62 |
| | 13 | 40 | 13 | 9 | 18 |
| | 14 | 103 | 34 | 24 | 45 |
| | 15 | 137 | 62 | 21 | 54 |
| | 16 | 55 | 29 | 8 | 18 |
| | 17 | 46 | 14 | 5 | 27 |
| | 18 | 73 | 6 | 2 | 65 |
| | 19 | 77 | 29 | 16 | 32 |
| | 20 | 130 | 76 | 24 | 30 |
| | 21 | 72 | 21 | 10 | 41 |
| | 22 | 116 | 50 | 24 | 42 |
| | 23 | 91 | 12 | 8 | 71 |
| | 24 | 53 | 25 | 15 | 13 |
| | 25 | 254 | 126 | 67 | 61 |
| | 26 | 82 | 44 | 29 | 9 |
| | 27 | 132 | 48 | 29 | 55 |
| Leg. Dist. 22 | | 2,590 | 953 | 462 | 1,175 |
| Leg. Dist. 23 | 1 | 116 | 63 | 40 | 13 |
| | 2 | 167 | 86 | 49 | 32 |
| | 3 | 134 | 73 | 36 | 25 |
| | 4 | 316 | 170 | 80 | 66 |
| | 5 | 84 | 47 | 21 | 16 |
| | 6 | 115 | 54 | 47 | 14 |
| | 7 | 215 | 121 | 73 | 21 |
| | 8 | 186 | 112 | 52 | 22 |
| | 9 | 156 | 88 | 47 | 21 |
| | 10 | 163 | 97 | 52 | 14 |
| | 11 | 216 | 128 | 70 | 18 |
| | 12 | 308 | 159 | 99 | 50 |
| | 13 | 207 | 104 | 71 | 32 |
| | 14 | 173 | 102 | 44 | 27 |
| | 15 | 121 | 70 | 23 | 28 |
| | 16 | 118 | 56 | 46 | 16 |
| | 17 | 286 | 113 | 77 | 96 |
| | 18 | 478 | 250 | 155 | 73 |
| | 19 | 255 | 132 | 77 | 46 |
| | 20 | 276 | 153 | 96 | 27 |
| | 21 | 234 | 125 | 79 | 30 |
| | 22 | 221 | 98 | 74 | 49 |
| | 23 | 136 | 67 | 38 | 31 |

PROPOSAL NUMBER ONE
AN AMENDMENT
REVISING STATES REDISTRICTING PROCEDURE
DETAIL

| <u>LEGISLATIVE DISTRICT OR TOWN</u> | <u>ELECTION DISTRICT</u> | <u>TOTAL VOTES</u> | <u>YES</u> | <u>NO</u> | <u>BLANK AND VOID</u> |
|---|------------------------------|------------------------|------------|-----------|-------------------------------|
| Leg. Dist. 23 | | | | | |
| | 24 | 244 | 105 | 52 | 87 |
| | 25 | 357 | 189 | 135 | 33 |
| | 26 | 386 | 222 | 130 | 34 |
| | 27 | 186 | 102 | 61 | 23 |
| | 28/24-20/25-28 | 223 | 119 | 62 | 42 |
| | 29 | 20 | 9 | 8 | 3 |
| Leg. Dist. 23 | | 6,097 | 3,214 | 1,894 | 989 |
| Leg. Dist. 24 | | | | | |
| | 1 | 313 | 167 | 108 | 38 |
| | 2/22 | 209 | 107 | 85 | 17 |
| | 3/23 | 221 | 124 | 83 | 14 |
| | 4 | 266 | 160 | 63 | 43 |
| | 5/24 | 230 | 123 | 71 | 36 |
| | 6 | 159 | 80 | 50 | 29 |
| | 7 | 135 | 81 | 42 | 12 |
| | 8 | 173 | 85 | 61 | 27 |
| | 9 | 179 | 100 | 57 | 22 |
| | 10 | 292 | 186 | 73 | 33 |
| | 11 | 74 | 39 | 18 | 17 |
| | 12 | 33 | 12 | 7 | 14 |
| | 13 | 250 | 141 | 63 | 46 |
| | 14 | 233 | 123 | 87 | 23 |
| | 15/21 | 231 | 113 | 60 | 58 |
| | 16 | 196 | 119 | 56 | 21 |
| | 17 | 89 | 37 | 22 | 30 |
| | 18 | 201 | 119 | 56 | 26 |
| | 19 | 22 | 13 | 6 | 3 |
| Leg. Dist. 24 | | 3,506 | 1,929 | 1,068 | 509 |
| Leg. Dist. 25 | | | | | |
| | 1 | 254 | 140 | 56 | 58 |
| | 2 | 156 | 49 | 26 | 81 |
| | 3 | 252 | 71 | 46 | 135 |
| | 4/24 | 132 | 71 | 30 | 31 |
| | 5 | 187 | 52 | 24 | 111 |
| | 6 | 118 | 78 | 26 | 14 |
| | 7 | 181 | 68 | 32 | 81 |
| | 8 | 192 | 74 | 40 | 78 |
| | 9 | 85 | 16 | 17 | 52 |
| | 10 | 149 | 40 | 19 | 90 |
| | 11 | 75 | 19 | 14 | 42 |
| | 12 | 190 | 95 | 48 | 47 |
| | 13 | 140 | 59 | 23 | 58 |
| | 14 | 88 | 54 | 24 | 10 |
| | 15 | 129 | 50 | 28 | 51 |

PROPOSAL NUMBER ONE
 AN AMENDMENT
 REVISING STATES REDISTRICTING PROCEDURE
 DETAIL

| <u>LEGISLATIVE DISTRICT OR TOWN</u> | <u>ELECTION DISTRICT</u> | <u>TOTAL VOTES</u> | <u>YES</u> | <u>NO</u> | <u>BLANK AND VOID</u> |
|---|------------------------------|------------------------|------------|-----------|-------------------------------|
| Leg. Dist. 25 | | | | | |
| | 16 | 124 | 59 | 44 | 21 |
| | 17 | 121 | 44 | 15 | 62 |
| | 18 | 204 | 86 | 31 | 87 |
| | 19 | 21 | 11 | 6 | 4 |
| | 20 | 31 | 16 | 8 | 7 |
| | 21 | 81 | 40 | 15 | 26 |
| | 22 | 141 | 70 | 38 | 33 |
| | 23 | 21 | 17 | 1 | 3 |
| | 25 | 257 | 111 | 52 | 94 |
| | 26/27 | 91 | 32 | 27 | 32 |
| | 29/30 | 161 | 87 | 56 | 18 |
| Leg. Dist. 25 | | 3,581 | 1,509 | 746 | 1,326 |
| Leg. Dist. 26 | | | | | |
| | 1 | 354 | 175 | 124 | 55 |
| | 2 | 141 | 68 | 50 | 23 |
| | 3 | 88 | 33 | 32 | 23 |
| | 4 | 171 | 59 | 66 | 46 |
| | 5 | 142 | 52 | 31 | 59 |
| | 6 | 137 | 62 | 41 | 34 |
| | 7 | 167 | 76 | 37 | 54 |
| | 8 | 172 | 74 | 57 | 41 |
| | 9 | 199 | 105 | 70 | 24 |
| | 10 | 196 | 105 | 55 | 36 |
| | 11 | 185 | 82 | 68 | 35 |
| | 12 | 184 | 97 | 69 | 18 |
| | 13 | 218 | 95 | 97 | 26 |
| | 14 | 255 | 123 | 97 | 35 |
| | 15 | 169 | 67 | 46 | 56 |
| | 16 | 202 | 108 | 74 | 20 |
| | 17 | 162 | 80 | 52 | 30 |
| Leg. Dist. 26 | | 3,142 | 1,461 | 1,066 | 615 |
| Leg. Dist. 27 | | | | | |
| | 1 | 236 | 123 | 67 | 46 |
| | 2 | 245 | 118 | 83 | 44 |
| | 3 | 198 | 95 | 56 | 47 |
| | 4 | 244 | 123 | 64 | 57 |
| | 5 | 234 | 93 | 51 | 90 |
| | 6 | 180 | 80 | 38 | 62 |
| | 7 | 211 | 82 | 53 | 76 |
| | 8 | 331 | 77 | 33 | 221 |
| | 9 | 244 | 104 | 56 | 84 |
| | 10 | 218 | 122 | 67 | 29 |
| | 11 | 229 | 96 | 59 | 74 |
| | 12 | 173 | 82 | 48 | 43 |

PROPOSAL NUMBER ONE
AN AMENDMENT
REVISING STATES REDISTRICTING PROCEDURE
DETAIL

| <u>LEGISLATIVE DISTRICT OR TOWN</u> | <u>ELECTION DISTRICT</u> | <u>TOTAL VOTES</u> | <u>YES</u> | <u>NO</u> | <u>BLANK AND VOID</u> |
|---|------------------------------|------------------------|------------|-----------|-------------------------------|
| Leg. Dist. 27 | | | | | |
| | 13 | 204 | 74 | 45 | 85 |
| | 14 | 160 | 36 | 20 | 104 |
| | 15 | 164 | 59 | 31 | 74 |
| | 16 | 181 | 96 | 39 | 46 |
| | 17 | 203 | 74 | 56 | 73 |
| | 18 | 184 | 88 | 55 | 41 |
| | 19 | 219 | 125 | 47 | 47 |
| | 20 | 109 | 38 | 31 | 40 |
| | 21 | 115 | 45 | 15 | 55 |
| | 22 | 147 | 65 | 54 | 28 |
| | 23 | 135 | 72 | 25 | 38 |
| | 25 | 91 | 31 | 26 | 34 |
| | 26 | 119 | 48 | 32 | 39 |
| Leg. Dist. 27 | | 4,774 | 2,046 | 1,151 | 1,577 |
| Leg. Dist. 28 | | | | | |
| | 1 | 117 | 55 | 35 | 27 |
| | 2 | 112 | 48 | 30 | 34 |
| | 3 | 82 | 33 | 26 | 23 |
| | 4 | 91 | 38 | 36 | 17 |
| | 5 | 117 | 45 | 36 | 36 |
| | 6 | 246 | 85 | 88 | 73 |
| | 7 | 234 | 98 | 80 | 56 |
| | 8 | 160 | 20 | 14 | 126 |
| | 9 | 150 | 74 | 45 | 31 |
| | 10 | 43 | 22 | 12 | 9 |
| | 11 | 102 | 40 | 33 | 29 |
| | 12 | 73 | 31 | 14 | 28 |
| | 13 | 134 | 55 | 31 | 48 |
| | 14 | 121 | 48 | 33 | 40 |
| | 15 | 52 | 29 | 11 | 12 |
| | 16 | 127 | 50 | 33 | 44 |
| | 17 | 23 | 12 | 3 | 8 |
| | 18 | 107 | 27 | 34 | 46 |
| | 19 | 3 | 1 | 1 | 1 |
| | 20 | 193 | 107 | 65 | 21 |
| | 21 | 182 | 69 | 48 | 65 |
| | 22 | 75 | 38 | 23 | 14 |
| Leg. Dist. 28 | | 2,544 | 1,025 | 731 | 788 |
| Leg. Dist. 29 | | | | | |
| | 1 | 17 | 11 | 6 | 0 |
| | 2 | 48 | 20 | 9 | 19 |
| | 3 | 7 | 4 | 2 | 1 |
| | 4 | 125 | 44 | 34 | 47 |
| | 5 | 171 | 71 | 50 | 50 |

PROPOSAL NUMBER ONE
 AN AMENDMENT
 REVISING STATES REDISTRICTING PROCEDURE
 DETAIL

| <u>LEGISLATIVE DISTRICT OR TOWN</u> | <u>ELECTION DISTRICT</u> | <u>TOTAL VOTES</u> | <u>YES</u> | <u>NO</u> | <u>BLANK AND VOID</u> |
|---|------------------------------|------------------------|------------|-----------|-------------------------------|
| Leg. Dist. 29 | 6 | 104 | 43 | 30 | 31 |
| | 7 | 137 | 76 | 41 | 20 |
| | 8 | 41 | 16 | 10 | 15 |
| | 9 | 262 | 81 | 52 | 129 |
| | 10 | 223 | 116 | 56 | 51 |
| | 11 | 175 | 84 | 50 | 41 |
| | 12 | 185 | 89 | 56 | 40 |
| | 13 | 98 | 40 | 26 | 32 |
| | 14 | 69 | 19 | 16 | 34 |
| | 15 | 114 | 54 | 28 | 32 |
| | 16 | 57 | 17 | 12 | 28 |
| | 17 | 133 | 62 | 40 | 31 |
| | 18 | 239 | 109 | 77 | 53 |
| | 19 | 99 | 43 | 19 | 37 |
| | 20 | 194 | 76 | 51 | 67 |
| | 21 | 199 | 93 | 59 | 47 |
| | 22 | 127 | 35 | 15 | 77 |
| | 23 | 183 | 39 | 16 | 128 |
| | 24 | 229 | 127 | 55 | 47 |
| | 25/28 | 255 | 87 | 49 | 119 |
| | 26 | 68 | 26 | 17 | 25 |
| | 27 | 1 | 1 | 0 | 0 |
| Leg. Dist. 29 | | 3,560 | 1,483 | 876 | 1,201 |
| CITY | | 35,154 | 16,221 | 9,601 | 9,332 |
| Brighton | 1 | 329 | 183 | 116 | 30 |
| | 2 | 201 | 89 | 84 | 28 |
| | 3 | 276 | 126 | 87 | 63 |
| | 4 | 273 | 109 | 91 | 73 |
| | 5 | 278 | 159 | 91 | 28 |
| | 6 | 387 | 201 | 154 | 32 |
| | 7 | 224 | 99 | 80 | 45 |
| | 8 | 296 | 170 | 97 | 29 |
| | 9 | 262 | 144 | 90 | 28 |
| | 10 | 319 | 194 | 97 | 28 |
| | 11 | 327 | 163 | 112 | 52 |
| | 12 | 354 | 179 | 133 | 42 |
| | 13 | 221 | 98 | 100 | 23 |
| | 14 | 153 | 80 | 48 | 25 |
| | 15 | 227 | 127 | 82 | 18 |
| | 16 | 195 | 107 | 75 | 13 |
| | 17 | 118 | 62 | 29 | 27 |
| | 18 | 253 | 138 | 90 | 25 |
| | 19 | 189 | 104 | 76 | 9 |

PROPOSAL NUMBER ONE
AN AMENDMENT
REVISING STATES REDISTRICTING PROCEDURE
DETAIL

| LEGISLATIVE DISTRICT OR TOWN | ELECTION DISTRICT | TOTAL VOTES | YES | NO | BLANK AND VOID |
|------------------------------------|----------------------|----------------|-------|-------|----------------------|
| Brighton | 20 | 160 | 80 | 64 | 16 |
| | 21 | 242 | 130 | 83 | 29 |
| | 22 | 284 | 140 | 112 | 32 |
| | 23 | 233 | 95 | 119 | 19 |
| | 24 | 326 | 135 | 113 | 78 |
| | 25 | 237 | 127 | 84 | 26 |
| | 26 | 207 | 99 | 85 | 23 |
| | 27 | 225 | 123 | 70 | 32 |
| | 28 | 335 | 180 | 96 | 59 |
| | 29 | 221 | 96 | 95 | 30 |
| | 30 | 505 | 250 | 180 | 75 |
| | 31 | 241 | 127 | 87 | 27 |
| | 32 | 295 | 151 | 92 | 52 |
| | 33 | 322 | 193 | 99 | 30 |
| | 34 | 281 | 142 | 101 | 38 |
| | 35 | 230 | 115 | 92 | 23 |
| | 36 | 144 | 77 | 41 | 26 |
| | 37 | 261 | 129 | 95 | 37 |
| | 38 | 287 | 143 | 107 | 37 |
| | 39 | 248 | 132 | 89 | 27 |
| | 40 | 422 | 247 | 135 | 40 |
| | 41 | 262 | 148 | 78 | 36 |
| | 42 | 98 | 48 | 34 | 16 |
| | 43 | 239 | 136 | 78 | 25 |
| | 44 | 73 | 42 | 23 | 8 |
| | 45 | 161 | 93 | 40 | 28 |
| | 46 | 155 | 79 | 50 | 26 |
| Brighton | | 11,576 | 5,989 | 4,074 | 1,513 |
| Chili | 1 | 215 | 104 | 85 | 26 |
| | 2 | 360 | 152 | 166 | 42 |
| | 3 | 347 | 171 | 119 | 57 |
| | 4 | 211 | 96 | 88 | 27 |
| | 5 | 248 | 125 | 89 | 34 |
| | 6 | 261 | 100 | 116 | 45 |
| | 7 | 133 | 62 | 49 | 22 |
| | 8 | 280 | 144 | 116 | 20 |
| | 9 | 272 | 104 | 112 | 56 |
| | 10 | 185 | 91 | 72 | 22 |
| | 11 | 262 | 134 | 101 | 27 |
| | 12 | 252 | 124 | 97 | 31 |
| | 13 | 405 | 212 | 146 | 47 |
| | 14 | 267 | 126 | 117 | 24 |
| | 15 | 249 | 110 | 106 | 33 |

PROPOSAL NUMBER ONE
AN AMENDMENT
REVISING STATES REDISTRICTING PROCEDURE
DETAIL

| LEGISLATIVE DISTRICT OR TOWN | ELECTION DISTRICT | TOTAL VOTES | YES | NO | BLANK AND VOID |
|------------------------------------|----------------------|----------------|-------|-------|----------------------|
| Chili | | | | | |
| | 16 | 541 | 269 | 189 | 83 |
| | 17 | 651 | 314 | 274 | 63 |
| | 18 | 268 | 108 | 95 | 65 |
| | 19 | 274 | 147 | 105 | 22 |
| | 20 | 365 | 195 | 133 | 37 |
| | 21 | 196 | 108 | 71 | 17 |
| | 22 | 211 | 109 | 58 | 44 |
| | 23 | 204 | 95 | 94 | 15 |
| | 24 | 468 | 266 | 141 | 61 |
| | 25 | 196 | 107 | 72 | 17 |
| | 26 | 354 | 179 | 139 | 36 |
| | 27 | 249 | 139 | 84 | 26 |
| | 28 | 233 | 113 | 84 | 36 |
| | 29 | 197 | 98 | 86 | 13 |
| | 30 | 141 | 77 | 55 | 9 |
| | 31 | 264 | 127 | 103 | 34 |
| | 32 | 261 | 121 | 107 | 33 |
| Chili | | 9,020 | 4,427 | 3,469 | 1,124 |
| Clarkson | | | | | |
| | 1 | 400 | 200 | 156 | 44 |
| | 2 | 54 | 27 | 22 | 5 |
| | 3 | 345 | 171 | 128 | 46 |
| | 4 | 440 | 194 | 211 | 35 |
| | 5 | 508 | 214 | 217 | 77 |
| | 6 | 229 | 114 | 96 | 19 |
| Clarkson | | 1,976 | 920 | 830 | 226 |
| East Rochester | | | | | |
| | 1 | 287 | 128 | 107 | 52 |
| | 2 | 247 | 121 | 91 | 35 |
| | 3 | 254 | 116 | 100 | 38 |
| | 4 | 201 | 97 | 63 | 41 |
| | 5 | 184 | 108 | 62 | 14 |
| | 6 | 258 | 119 | 88 | 51 |
| | 7 | 228 | 101 | 94 | 33 |
| East Rochester | | 1,659 | 790 | 605 | 264 |
| Gates | | | | | |
| | 1 | 158 | 66 | 70 | 22 |
| | 2 | 213 | 60 | 68 | 85 |
| | 3 | 205 | 67 | 64 | 74 |
| | 4 | 229 | 96 | 89 | 44 |
| | 5 | 298 | 156 | 106 | 36 |
| | 6 | 238 | 137 | 66 | 35 |
| | 7 | 475 | 209 | 189 | 77 |
| | 8 | 199 | 100 | 67 | 32 |

PROPOSAL NUMBER ONE
 AN AMENDMENT
 REVISING STATES REDISTRICTING PROCEDURE
 DETAIL

| <u>LEGISLATIVE DISTRICT OR TOWN</u> | <u>ELECTION DISTRICT</u> | <u>TOTAL VOTES</u> | <u>YES</u> | <u>NO</u> | <u>BLANK AND VOID</u> |
|---|------------------------------|------------------------|------------|-----------|-------------------------------|
| Gates | | | | | |
| | 9 | 261 | 105 | 98 | 58 |
| | 10 | 150 | 59 | 50 | 41 |
| | 11 | 178 | 68 | 64 | 46 |
| | 12 | 159 | 63 | 59 | 37 |
| | 13 | 215 | 101 | 74 | 40 |
| | 14 | 196 | 71 | 71 | 54 |
| | 15 | 346 | 157 | 136 | 53 |
| | 16 | 185 | 80 | 70 | 35 |
| | 17 | 212 | 95 | 80 | 37 |
| | 18 | 268 | 128 | 99 | 41 |
| | 19 | 234 | 112 | 89 | 33 |
| | 20 | 228 | 106 | 90 | 32 |
| | 21 | 215 | 108 | 67 | 40 |
| | 22 | 197 | 98 | 81 | 18 |
| | 23 | 234 | 92 | 85 | 57 |
| | 24 | 277 | 122 | 92 | 63 |
| | 25 | 189 | 73 | 73 | 43 |
| | 26 | 291 | 131 | 108 | 52 |
| | 27 | 289 | 128 | 104 | 57 |
| | 28 | 188 | 85 | 76 | 27 |
| | 29 | 212 | 72 | 95 | 45 |
| | 30 | 163 | 56 | 56 | 51 |
| | 31 | 188 | 64 | 87 | 37 |
| | 32 | 271 | 136 | 89 | 46 |
| | 33 | 108 | 57 | 36 | 15 |
| | 34 | 210 | 97 | 85 | 28 |
| | 35 | <u>163</u> | <u>74</u> | <u>58</u> | <u>31</u> |
| Gates | | 7,842 | 3,429 | 2,891 | 1,522 |
| Greece | | | | | |
| | 1 | 249 | 99 | 116 | 34 |
| | 2 | 301 | 151 | 113 | 37 |
| | 3 | 225 | 97 | 110 | 18 |
| | 4 | 192 | 86 | 78 | 28 |
| | 5 | 174 | 77 | 77 | 20 |
| | 6 | 166 | 70 | 66 | 30 |
| | 7 | 231 | 119 | 91 | 21 |
| | 8 | 199 | 92 | 67 | 40 |
| | 9 | 178 | 82 | 77 | 19 |
| | 10 | 183 | 72 | 81 | 30 |
| | 11 | 79 | 45 | 24 | 10 |
| | 12 | 123 | 49 | 49 | 25 |
| | 13 | 203 | 85 | 92 | 26 |
| | 14 | 160 | 78 | 60 | 22 |
| | 15 | 214 | 90 | 77 | 47 |

PROPOSAL NUMBER ONE
 AN AMENDMENT
 REVISING STATES REDISTRICTING PROCEDURE
 DETAIL

| <u>LEGISLATIVE DISTRICT OR TOWN</u> | <u>ELECTION DISTRICT</u> | <u>TOTAL VOTES</u> | <u>YES</u> | <u>NO</u> | <u>BLANK AND VOID</u> |
|---|------------------------------|------------------------|------------|-----------|-------------------------------|
| Greece | | | | | |
| | 16 | 169 | 76 | 75 | 18 |
| | 17 | 304 | 133 | 141 | 30 |
| | 18 | 260 | 119 | 113 | 28 |
| | 19 | 199 | 92 | 86 | 21 |
| | 20 | 175 | 90 | 62 | 23 |
| | 21 | 232 | 118 | 78 | 36 |
| | 22 | 175 | 84 | 77 | 14 |
| | 23 | 337 | 134 | 131 | 72 |
| | 24 | 333 | 151 | 125 | 57 |
| | 25 | 223 | 99 | 101 | 23 |
| | 26 | 169 | 69 | 80 | 20 |
| | 27 | 297 | 136 | 115 | 46 |
| | 28 | 287 | 136 | 119 | 32 |
| | 29 | 242 | 127 | 87 | 28 |
| | 30 | 175 | 89 | 67 | 19 |
| | 31 | 192 | 85 | 77 | 30 |
| | 32 | 205 | 105 | 79 | 21 |
| | 33 | 283 | 137 | 112 | 34 |
| | 34 | 273 | 128 | 115 | 30 |
| | 35 | 264 | 123 | 103 | 38 |
| | 36 | 300 | 130 | 110 | 60 |
| | 37 | 197 | 98 | 81 | 18 |
| | 38 | 359 | 176 | 146 | 37 |
| | 39 | 178 | 76 | 68 | 34 |
| | 40 | 185 | 59 | 87 | 39 |
| | 41 | 311 | 132 | 148 | 31 |
| | 42 | 205 | 88 | 95 | 22 |
| | 43 | 228 | 123 | 79 | 26 |
| | 44 | 343 | 133 | 140 | 70 |
| | 45 | 380 | 194 | 138 | 48 |
| | 46 | 147 | 78 | 53 | 16 |
| | 47 | 246 | 117 | 115 | 14 |
| | 48 | 171 | 84 | 68 | 19 |
| | 49 | 193 | 91 | 79 | 23 |
| | 50 | 229 | 88 | 115 | 26 |
| | 51 | 154 | 70 | 56 | 28 |
| | 52 | 294 | 136 | 141 | 17 |
| | 53 | 200 | 100 | 73 | 27 |
| | 54 | 287 | 139 | 113 | 35 |
| | 55 | 209 | 97 | 87 | 25 |
| | 56 | 292 | 127 | 128 | 37 |
| | 57 | 235 | 117 | 94 | 24 |
| | 58 | 332 | 162 | 144 | 26 |
| | 59 | 113 | 50 | 37 | 26 |
| | 60 | 198 | 104 | 71 | 23 |

PROPOSAL NUMBER ONE
AN AMENDMENT
REVISING STATES REDISTRICTING PROCEDURE
DETAIL

| <u>LEGISLATIVE DISTRICT OR TOWN</u> | <u>ELECTION DISTRICT</u> | <u>TOTAL VOTES</u> | <u>YES</u> | <u>NO</u> | <u>BLANK AND VOID</u> |
|---|------------------------------|------------------------|------------|-----------|-------------------------------|
| Greece | | | | | |
| | 61 | 219 | 95 | 98 | 26 |
| | 62 | 285 | 125 | 101 | 59 |
| | 63 | 275 | 128 | 116 | 31 |
| | 64 | 197 | 90 | 79 | 28 |
| | 65 | 240 | 104 | 95 | 41 |
| | 66 | 125 | 65 | 45 | 15 |
| | 67 | 233 | 106 | 97 | 30 |
| | 68 | 307 | 131 | 121 | 55 |
| | 69 | 185 | 82 | 80 | 23 |
| | 70 | 614 | 286 | 236 | 92 |
| | 71 | 291 | 119 | 130 | 42 |
| | 72 | 327 | 127 | 147 | 53 |
| | 73 | 138 | 76 | 50 | 12 |
| | 74 | 198 | 98 | 76 | 24 |
| | 75 | 199 | 66 | 97 | 36 |
| | 76 | 216 | 105 | 91 | 20 |
| | 77 | 323 | 139 | 121 | 63 |
| | 78 | 179 | 74 | 86 | 19 |
| | 79 | 416 | 181 | 177 | 58 |
| | 80 | 341 | 161 | 141 | 39 |
| | 81 | 184 | 95 | 82 | 7 |
| | 82 | 207 | 104 | 86 | 17 |
| | 83 | 126 | 62 | 47 | 17 |
| | 84 | 303 | 145 | 118 | 40 |
| | 85 | 309 | 128 | 125 | 56 |
| | 86 | 372 | 175 | 150 | 47 |
| | 87 | 224 | 104 | 85 | 35 |
| | 88 | 248 | 121 | 93 | 34 |
| | 89 | 198 | 66 | 81 | 51 |
| | 90 | 280 | 116 | 125 | 39 |
| | 91 | 454 | 185 | 203 | 66 |
| | 92 | 364 | 164 | 133 | 67 |
| | 93 | 319 | 135 | 117 | 67 |
| | 94 | 269 | 151 | 95 | 23 |
| | 95 | 173 | 77 | 74 | 22 |
| | 96 | 303 | 118 | 124 | 61 |
| | 97 | 476 | 207 | 196 | 73 |
| | 98 | 388 | 177 | 169 | 42 |
| | 99 | 281 | 88 | 122 | 71 |
| | 100 | 371 | 153 | 143 | 75 |
| | 101 | 194 | 86 | 92 | 16 |
| | 102 | 365 | 186 | 131 | 48 |
| | 103 | 333 | 140 | 144 | 49 |
| | 104 | 315 | 168 | 110 | 37 |
| | 105 | 185 | 96 | 74 | 15 |

PROPOSAL NUMBER ONE
 AN AMENDMENT
 REVISING STATES REDISTRICTING PROCEDURE
 DETAIL

| LEGISLATIVE DISTRICT OR TOWN | ELECTION DISTRICT | TOTAL VOTES | YES | NO | BLANK AND VOID |
|------------------------------------|----------------------|----------------|--------|--------|----------------------|
| Greece | | | | | |
| | 106 | 220 | 96 | 91 | 33 |
| | 107 | 175 | 89 | 58 | 28 |
| | 108 | 208 | 68 | 100 | 40 |
| | 109 | 332 | 164 | 114 | 54 |
| Greece | | 27,141 | 12,314 | 11,053 | 3,774 |
| Hamlin | | | | | |
| | 1 | 235 | 123 | 98 | 14 |
| | 2 | 315 | 139 | 141 | 35 |
| | 3 | 273 | 126 | 116 | 31 |
| | 4 | 231 | 95 | 109 | 27 |
| | 5 | 253 | 108 | 117 | 28 |
| | 6 | 205 | 99 | 87 | 19 |
| | 7 | 380 | 178 | 171 | 31 |
| | 8 | 179 | 83 | 69 | 27 |
| | 9 | 180 | 87 | 79 | 14 |
| | 10 | 330 | 167 | 129 | 34 |
| Hamlin | | 2,581 | 1,205 | 1,116 | 260 |
| Henrietta | | | | | |
| | 1 | 337 | 164 | 142 | 31 |
| | 2 | 265 | 139 | 107 | 19 |
| | 3 | 123 | 67 | 45 | 11 |
| | 4 | 305 | 178 | 91 | 36 |
| | 5 | 280 | 134 | 104 | 42 |
| | 6 | 269 | 121 | 117 | 31 |
| | 7 | 258 | 131 | 96 | 31 |
| | 8 | 253 | 121 | 94 | 38 |
| | 9 | 200 | 90 | 73 | 37 |
| | 10 | 237 | 120 | 91 | 26 |
| | 11 | 242 | 122 | 72 | 48 |
| | 12 | 236 | 118 | 92 | 26 |
| | 13 | 361 | 183 | 94 | 84 |
| | 14 | 201 | 115 | 72 | 14 |
| | 15 | 286 | 143 | 96 | 47 |
| | 16 | 180 | 85 | 69 | 26 |
| | 17 | 329 | 158 | 139 | 32 |
| | 18 | 308 | 158 | 117 | 33 |
| | 19 | 249 | 121 | 101 | 27 |
| | 20 | 371 | 221 | 112 | 38 |
| | 21 | 205 | 105 | 86 | 14 |
| | 22 | 400 | 206 | 156 | 38 |
| | 23 | 218 | 103 | 82 | 33 |
| | 24 | 290 | 138 | 133 | 19 |
| | 25 | 264 | 113 | 120 | 31 |
| | 26 | 549 | 261 | 205 | 83 |

PROPOSAL NUMBER ONE
 AN AMENDMENT
 REVISING STATES REDISTRICTING PROCEDURE
 DETAIL

| <u>LEGISLATIVE DISTRICT OR TOWN</u> | <u>ELECTION DISTRICT</u> | <u>TOTAL VOTES</u> | <u>YES</u> | <u>NO</u> | <u>BLANK AND VOID</u> |
|---|------------------------------|------------------------|------------|------------|-------------------------------|
| Henrietta | 27 | 437 | 205 | 170 | 62 |
| | 28 | 339 | 168 | 122 | 49 |
| | 29 | 657 | 310 | 168 | 179 |
| | 30 | 540 | 254 | 167 | 119 |
| | 31 | 150 | 70 | 50 | 30 |
| | 32 | 381 | 202 | 141 | 38 |
| | 33 | 200 | 102 | 69 | 29 |
| | 34 | 148 | 76 | 52 | 20 |
| | 35 | <u>339</u> | <u>183</u> | <u>132</u> | <u>24</u> |
| Henrietta | | 10,407 | 5,185 | 3,777 | 1,445 |
| Irondequoit | 1 | 351 | 159 | 112 | 80 |
| | 2 | 211 | 100 | 69 | 42 |
| | 3 | 326 | 150 | 116 | 60 |
| | 4 | 245 | 123 | 90 | 32 |
| | 5 | 238 | 115 | 98 | 25 |
| | 6 | 427 | 217 | 169 | 41 |
| | 7 | 404 | 200 | 173 | 31 |
| | 8 | 273 | 133 | 114 | 26 |
| | 9 | 274 | 105 | 107 | 62 |
| | 10 | 323 | 155 | 149 | 19 |
| | 11 | 170 | 60 | 53 | 57 |
| | 12 | 196 | 95 | 62 | 39 |
| | 13 | 351 | 190 | 132 | 29 |
| | 14 | 350 | 171 | 150 | 29 |
| | 15 | 375 | 177 | 155 | 43 |
| | 16 | 507 | 265 | 186 | 56 |
| | 17 | 185 | 92 | 77 | 16 |
| | 18 | 264 | 127 | 96 | 41 |
| | 19 | 273 | 124 | 86 | 63 |
| | 20 | 270 | 139 | 100 | 31 |
| | 21 | 269 | 130 | 111 | 28 |
| | 22 | 303 | 146 | 120 | 37 |
| | 23 | 255 | 129 | 90 | 36 |
| | 24 | 237 | 119 | 81 | 37 |
| | 25 | 255 | 132 | 92 | 31 |
| | 26 | 188 | 85 | 64 | 39 |
| | 27 | 183 | 89 | 74 | 20 |
| | 28 | 234 | 88 | 106 | 40 |
| | 29 | 231 | 111 | 88 | 32 |
| | 30 | 255 | 114 | 113 | 28 |
| | 31 | 377 | 193 | 137 | 47 |
| | 32 | 255 | 118 | 106 | 31 |
| | 33 | 207 | 105 | 71 | 31 |

PROPOSAL NUMBER ONE
 AN AMENDMENT
 REVISING STATES REDISTRICTING PROCEDURE
 DETAIL

| <u>LEGISLATIVE DISTRICT OR TOWN</u> | <u>ELECTION DISTRICT</u> | <u>TOTAL VOTES</u> | <u>YES</u> | <u>NO</u> | <u>BLANK AND VOID</u> |
|---|------------------------------|------------------------|------------|-----------|-------------------------------|
| Irondequoit | 34 | 407 | 154 | 134 | 119 |
| | 35 | 192 | 107 | 62 | 23 |
| | 36 | 141 | 67 | 46 | 28 |
| | 37 | 216 | 73 | 87 | 56 |
| | 38 | 148 | 63 | 49 | 36 |
| | 39 | 85 | 29 | 26 | 30 |
| | 40 | 168 | 83 | 68 | 17 |
| | 41 | 257 | 125 | 81 | 51 |
| | 42 | 306 | 141 | 128 | 37 |
| | 43 | 210 | 114 | 73 | 23 |
| | 44 | 509 | 254 | 204 | 51 |
| | 45 | 212 | 86 | 87 | 39 |
| | 46 | 251 | 97 | 103 | 51 |
| | 47 | 101 | 48 | 34 | 19 |
| | 48 | 280 | 100 | 108 | 72 |
| | 49 | 238 | 116 | 95 | 27 |
| | 50 | 155 | 56 | 47 | 52 |
| | 51 | 370 | 169 | 172 | 29 |
| | 52 | 278 | 80 | 82 | 116 |
| | 53 | 216 | 83 | 91 | 42 |
| | 54 | 81 | 40 | 27 | 14 |
| | 55 | 271 | 139 | 85 | 47 |
| | 56 | 235 | 95 | 107 | 33 |
| | 57 | 354 | 156 | 139 | 59 |
| | 58 | 272 | 120 | 84 | 68 |
| | 59 | 240 | 105 | 99 | 36 |
| | 60 | 266 | 123 | 92 | 51 |
| | 61 | 348 | 179 | 126 | 43 |
| | 62 | 290 | 148 | 116 | 26 |
| | 63 | 199 | 97 | 84 | 18 |
| | 64 | 75 | 33 | 26 | 16 |
| | 65 | 164 | 74 | 60 | 30 |
| | 66 | 109 | 45 | 44 | 20 |
| | 67 | 207 | 83 | 77 | 47 |
| | 68 | 233 | 100 | 75 | 58 |
| Irondequoit | | 17,346 | 8,038 | 6,565 | 2,743 |
| Mendon | 1 | 518 | 278 | 196 | 44 |
| | 2 | 387 | 208 | 136 | 43 |
| | 3 | 462 | 231 | 173 | 58 |
| | 4 | 359 | 176 | 136 | 47 |
| | 5 | 457 | 235 | 186 | 36 |
| | 6 | 430 | 212 | 187 | 31 |
| | 7 | 475 | 234 | 191 | 50 |

PROPOSAL NUMBER ONE
 AN AMENDMENT
 REVISING STATES REDISTRICTING PROCEDURE
 DETAIL

| <u>LEGISLATIVE DISTRICT OR TOWN</u> | <u>ELECTION DISTRICT</u> | <u>TOTAL VOTES</u> | <u>YES</u> | <u>NO</u> | <u>BLANK AND VOID</u> |
|---|------------------------------|------------------------|--------------|--------------|-------------------------------|
| Mendon | 8 | 177 | 80 | 87 | 10 |
| | 9 | 355 | 192 | 124 | 39 |
| Mendon | | <u>3,620</u> | <u>1,846</u> | <u>1,416</u> | <u>358</u> |
| Ogden | 1 | 274 | 130 | 115 | 29 |
| | 2 | 321 | 159 | 139 | 23 |
| | 3 | 454 | 231 | 177 | 46 |
| | 4 | 319 | 146 | 131 | 42 |
| | 5 | 302 | 140 | 127 | 35 |
| | 6 | 354 | 184 | 126 | 44 |
| | 7 | 223 | 111 | 89 | 23 |
| | 8 | 319 | 146 | 140 | 33 |
| | 9 | 286 | 132 | 119 | 35 |
| | 10 | 298 | 152 | 116 | 30 |
| | 11 | 325 | 157 | 102 | 66 |
| | 12 | 362 | 156 | 159 | 47 |
| | 13 | 269 | 131 | 112 | 26 |
| | 14 | 271 | 132 | 81 | 58 |
| | 15 | 388 | 168 | 142 | 78 |
| | 16 | 205 | 82 | 86 | 37 |
| | 17 | 241 | 115 | 99 | 27 |
| | 18 | 375 | 208 | 114 | 53 |
| | 19 | 403 | 177 | 167 | 59 |
| | 20 | 378 | 206 | 137 | 35 |
| Ogden | | <u>6,367</u> | <u>3,063</u> | <u>2,478</u> | <u>826</u> |
| Parma | 1 | 354 | 161 | 148 | 45 |
| | 2 | 387 | 158 | 185 | 44 |
| | 3 | 284 | 105 | 113 | 66 |
| | 4 | 322 | 137 | 125 | 60 |
| | 5 | 209 | 92 | 97 | 20 |
| | 6 | 144 | 57 | 68 | 19 |
| | 7 | 313 | 123 | 150 | 40 |
| | 8 | 435 | 179 | 205 | 51 |
| | 9 | 350 | 158 | 160 | 32 |
| | 10 | 339 | 138 | 152 | 49 |
| | 11 | 353 | 172 | 150 | 31 |
| | 12 | 305 | 159 | 113 | 33 |
| | 13 | 512 | 251 | 208 | 53 |
| | 14 | 225 | 102 | 88 | 35 |
| | 15 | 321 | 147 | 125 | 49 |
| Parma | | <u>4,853</u> | <u>2,139</u> | <u>2,087</u> | <u>627</u> |

PROPOSAL NUMBER ONE
 AN AMENDMENT
 REVISING STATES REDISTRICTING PROCEDURE
 DETAIL

| <u>LEGISLATIVE DISTRICT OR TOWN</u> | <u>ELECTION DISTRICT</u> | <u>TOTAL VOTES</u> | <u>YES</u> | <u>NO</u> | <u>BLANK AND VOID</u> |
|---|------------------------------|------------------------|--------------|--------------|-------------------------------|
| Penfield | | | | | |
| | 1 | 143 | 63 | 56 | 24 |
| | 2 | 292 | 158 | 91 | 43 |
| | 3 | 253 | 113 | 114 | 26 |
| | 4 | 413 | 223 | 158 | 32 |
| | 5 | 346 | 171 | 135 | 40 |
| | 6 | 269 | 132 | 92 | 45 |
| | 7 | 322 | 157 | 133 | 32 |
| | 8 | 259 | 121 | 102 | 36 |
| | 9 | 404 | 220 | 154 | 30 |
| | 10 | 242 | 140 | 78 | 24 |
| | 11 | 199 | 90 | 87 | 22 |
| | 12 | 340 | 162 | 147 | 31 |
| | 13 | 325 | 141 | 104 | 80 |
| | 14 | 420 | 191 | 168 | 61 |
| | 15 | 427 | 229 | 147 | 51 |
| | 16 | 176 | 99 | 66 | 11 |
| | 17 | 345 | 182 | 123 | 40 |
| | 18 | 269 | 131 | 115 | 23 |
| | 19 | 485 | 246 | 177 | 62 |
| | 20 | 393 | 221 | 102 | 70 |
| | 21 | 345 | 172 | 128 | 45 |
| | 22 | 300 | 160 | 109 | 31 |
| | 23 | 419 | 213 | 165 | 41 |
| | 24 | 430 | 240 | 139 | 51 |
| | 25 | 261 | 129 | 96 | 36 |
| | 26 | 204 | 105 | 71 | 28 |
| | 27 | 353 | 185 | 130 | 38 |
| | 28 | 244 | 138 | 83 | 23 |
| | 29 | 409 | 221 | 140 | 48 |
| | 30 | 538 | 288 | 196 | 54 |
| | 31 | 187 | 100 | 68 | 19 |
| | 32 | 204 | 118 | 72 | 14 |
| | 33 | 313 | 149 | 141 | 23 |
| | 34 | 274 | 141 | 92 | 41 |
| | 35 | 486 | 299 | 151 | 36 |
| | 36 | 303 | 166 | 107 | 30 |
| | 37 | 583 | 280 | 196 | 107 |
| | 38 | 231 | 119 | 81 | 31 |
| | 39 | 234 | 114 | 104 | 16 |
| | 40 | 372 | 182 | 136 | 54 |
| | 41 | 391 | 198 | 145 | 48 |
| | 42 | 280 | 140 | 101 | 39 |
| Penfield | | <u>13,683</u> | <u>7,047</u> | <u>5,000</u> | <u>1,636</u> |

PROPOSAL NUMBER ONE
 AN AMENDMENT
 REVISING STATES REDISTRICTING PROCEDURE
 DETAIL

| <u>LEGISLATIVE DISTRICT OR TOWN</u> | <u>ELECTION DISTRICT</u> | <u>TOTAL VOTES</u> | <u>YES</u> | <u>NO</u> | <u>BLANK AND VOID</u> |
|---|------------------------------|------------------------|------------|-----------|-------------------------------|
| Perinton | | | | | |
| | 1 | 493 | 262 | 182 | 49 |
| | 2 | 381 | 230 | 131 | 20 |
| | 3 | 303 | 134 | 140 | 29 |
| | 4 | 269 | 145 | 81 | 43 |
| | 5 | 173 | 76 | 77 | 20 |
| | 6 | 296 | 157 | 113 | 26 |
| | 7 | 390 | 214 | 131 | 45 |
| | 8 | 331 | 186 | 110 | 35 |
| | 9 | 449 | 241 | 168 | 40 |
| | 10 | 354 | 178 | 153 | 23 |
| | 11 | 240 | 114 | 94 | 32 |
| | 12 | 322 | 178 | 111 | 33 |
| | 13 | 301 | 172 | 114 | 15 |
| | 14 | 325 | 155 | 126 | 44 |
| | 15 | 311 | 171 | 101 | 39 |
| | 16 | 279 | 143 | 104 | 32 |
| | 17 | 319 | 164 | 126 | 29 |
| | 18 | 344 | 187 | 113 | 44 |
| | 19 | 308 | 161 | 137 | 10 |
| | 20 | 327 | 169 | 122 | 36 |
| | 21 | 410 | 198 | 151 | 61 |
| | 22 | 243 | 116 | 105 | 22 |
| | 23 | 459 | 254 | 174 | 31 |
| | 24 | 491 | 244 | 183 | 64 |
| | 25 | 238 | 133 | 78 | 27 |
| | 26 | 353 | 196 | 131 | 26 |
| | 27 | 279 | 141 | 112 | 26 |
| | 28 | 291 | 147 | 109 | 35 |
| | 29 | 209 | 104 | 77 | 28 |
| | 30 | 315 | 200 | 91 | 24 |
| | 31 | 396 | 209 | 146 | 41 |
| | 32 | 281 | 144 | 92 | 45 |
| | 33 | 357 | 166 | 136 | 55 |
| | 34 | 370 | 196 | 132 | 42 |
| | 35 | 265 | 118 | 117 | 30 |
| | 36 | 177 | 82 | 61 | 34 |
| | 37 | 339 | 208 | 101 | 30 |
| | 38 | 407 | 215 | 151 | 41 |
| | 39 | 380 | 192 | 121 | 67 |
| | 40 | 236 | 117 | 97 | 22 |
| | 41 | 231 | 119 | 73 | 39 |
| | 42 | 301 | 158 | 106 | 37 |
| | 43 | 578 | 309 | 198 | 71 |
| | 44 | 313 | 183 | 114 | 16 |
| | 45 | 507 | 281 | 170 | 56 |

PROPOSAL NUMBER ONE
AN AMENDMENT
REVISING STATES REDISTRICTING PROCEDURE
DETAIL

| <u>LEGISLATIVE DISTRICT OR TOWN</u> | <u>ELECTION DISTRICT</u> | <u>TOTAL VOTES</u> | <u>YES</u> | <u>NO</u> | <u>BLANK AND VOID</u> |
|---|------------------------------|------------------------|------------|-----------|-------------------------------|
| Perinton | | | | | |
| | 46 | 185 | 95 | 68 | 22 |
| | 47 | 350 | 218 | 107 | 25 |
| | 48 | 278 | 146 | 91 | 41 |
| | 49 | 305 | 154 | 113 | 38 |
| | 50 | 110 | 72 | 28 | 10 |
| | 51 | 399 | 191 | 159 | 49 |
| | 52 | 320 | 175 | 111 | 34 |
| | 53 | 274 | 154 | 91 | 29 |
| | 54 | 552 | 304 | 180 | 68 |
| | 55 | 340 | 196 | 104 | 40 |
| | 56 | 421 | 249 | 134 | 38 |
| Perinton | | 18,475 | 9,821 | 6,646 | 2,008 |
| Pittsford | | | | | |
| | 1 | 260 | 150 | 86 | 24 |
| | 2 | 305 | 168 | 95 | 42 |
| | 3 | 480 | 234 | 167 | 79 |
| | 4 | 417 | 219 | 167 | 31 |
| | 5 | 249 | 131 | 98 | 20 |
| | 6 | 217 | 128 | 56 | 33 |
| | 7 | 143 | 78 | 46 | 19 |
| | 8 | 328 | 167 | 114 | 47 |
| | 9 | 386 | 178 | 145 | 63 |
| | 10 | 378 | 234 | 115 | 29 |
| | 11 | 288 | 156 | 104 | 28 |
| | 12 | 331 | 195 | 110 | 26 |
| | 13 | 232 | 111 | 99 | 22 |
| | 14 | 422 | 225 | 148 | 49 |
| | 15 | 210 | 115 | 78 | 17 |
| | 16 | 254 | 137 | 90 | 27 |
| | 17 | 417 | 242 | 150 | 25 |
| | 18 | 264 | 128 | 107 | 29 |
| | 19 | 210 | 102 | 88 | 20 |
| | 20 | 344 | 202 | 121 | 21 |
| | 21 | 335 | 196 | 107 | 32 |
| | 22 | 423 | 254 | 135 | 34 |
| | 23 | 282 | 149 | 116 | 17 |
| | 24 | 408 | 221 | 142 | 45 |
| | 25 | 416 | 215 | 162 | 39 |
| | 26 | 330 | 179 | 121 | 30 |
| | 27 | 305 | 165 | 94 | 46 |
| | 28 | 289 | 164 | 95 | 30 |
| | 29 | 333 | 188 | 103 | 42 |
| | 30 | 290 | 160 | 107 | 23 |
| | 31 | 376 | 220 | 113 | 43 |

PROPOSAL NUMBER ONE
AN AMENDMENT
REVISING STATES REDISTRICTING PROCEDURE
DETAIL

| LEGISLATIVE DISTRICT OR TOWN | ELECTION DISTRICT | TOTAL VOTES | YES | NO | BLANK AND VOID |
|------------------------------------|----------------------|----------------|-------|-------|----------------------|
| Pittsford | | | | | |
| | 32 | 354 | 196 | 120 | 38 |
| | 33 | 412 | 228 | 133 | 51 |
| | 34 | 429 | 262 | 119 | 48 |
| Pittsford | | 11,117 | 6,097 | 3,851 | 1,169 |
| Riga | | | | | |
| | 1 | 490 | 245 | 188 | 57 |
| | 2 | 407 | 183 | 176 | 48 |
| | 3 | 248 | 118 | 101 | 29 |
| | 4 | 328 | 141 | 142 | 45 |
| | 5 | 326 | 167 | 119 | 40 |
| | 6 | 294 | 142 | 119 | 33 |
| Riga | | 2,093 | 996 | 845 | 252 |
| Rush | | | | | |
| | 1 | 441 | 233 | 167 | 41 |
| | 2 | 295 | 129 | 139 | 27 |
| | 3 | 418 | 197 | 192 | 29 |
| | 4 | 411 | 197 | 173 | 41 |
| Rush | | 1,565 | 756 | 671 | 138 |
| Sweden | | | | | |
| | 1 | 302 | 149 | 126 | 27 |
| | 2 | 120 | 64 | 44 | 12 |
| | 3 | 312 | 146 | 114 | 52 |
| | 4 | 369 | 195 | 131 | 43 |
| | 5 | 74 | 37 | 25 | 12 |
| | 6 | 272 | 147 | 98 | 27 |
| | 7 | 337 | 187 | 124 | 26 |
| | 8 | 282 | 122 | 103 | 57 |
| | 9 | 224 | 116 | 83 | 25 |
| | 10 | 437 | 167 | 182 | 88 |
| | 11 | 96 | 53 | 33 | 10 |
| | 12 | 257 | 105 | 120 | 32 |
| Sweden | | 3,082 | 1,488 | 1,183 | 411 |
| Webster | | | | | |
| | 1 | 323 | 148 | 145 | 30 |
| | 2 | 328 | 179 | 118 | 31 |
| | 3 | 389 | 184 | 165 | 40 |
| | 4 | 142 | 76 | 59 | 7 |
| | 5 | 335 | 169 | 132 | 34 |
| | 6 | 262 | 129 | 95 | 38 |
| | 7 | 353 | 180 | 136 | 37 |
| | 8 | 297 | 150 | 112 | 35 |
| | 9 | 331 | 143 | 141 | 47 |
| | 10 | 592 | 306 | 232 | 54 |
| | 11 | 319 | 141 | 119 | 59 |

PROPOSAL NUMBER ONE
AN AMENDMENT
REVISING STATES REDISTRICTING PROCEDURE
DETAIL

| <u>LEGISLATIVE DISTRICT OR TOWN</u> | <u>ELECTION DISTRICT</u> | <u>TOTAL VOTES</u> | <u>YES</u> | <u>NO</u> | <u>BLANK AND VOID</u> |
|---|------------------------------|------------------------|------------|-----------|-------------------------------|
| Webster | | | | | |
| | 12 | 399 | 196 | 164 | 39 |
| | 13 | 288 | 137 | 127 | 24 |
| | 14 | 311 | 171 | 111 | 29 |
| | 15 | 260 | 144 | 87 | 29 |
| | 16 | 373 | 173 | 146 | 54 |
| | 17 | 307 | 172 | 110 | 25 |
| | 18 | 211 | 105 | 86 | 20 |
| | 19 | 489 | 242 | 189 | 58 |
| | 20 | 439 | 234 | 164 | 41 |
| | 21 | 355 | 168 | 153 | 34 |
| | 22 | 325 | 167 | 127 | 31 |
| | 23 | 300 | 155 | 96 | 49 |
| | 24 | 696 | 333 | 262 | 101 |
| | 25 | 271 | 163 | 83 | 25 |
| | 26 | 296 | 146 | 112 | 38 |
| | 27 | 352 | 166 | 141 | 45 |
| | 28 | 275 | 133 | 103 | 39 |
| | 29 | 230 | 106 | 96 | 28 |
| | 30 | 197 | 90 | 76 | 31 |
| | 31 | 373 | 167 | 159 | 47 |
| | 32 | 436 | 206 | 170 | 60 |
| | 33 | 349 | 174 | 126 | 49 |
| | 34 | 176 | 97 | 67 | 12 |
| | 35 | 229 | 122 | 88 | 19 |
| | 36 | 278 | 156 | 95 | 27 |
| | 37 | 520 | 292 | 200 | 28 |
| | 38 | 366 | 173 | 143 | 50 |
| | 39 | 332 | 169 | 126 | 37 |
| | 40 | 496 | 239 | 190 | 67 |
| | 41 | 395 | 212 | 152 | 31 |
| | 42 | 326 | 181 | 119 | 26 |
| | 43 | 241 | 132 | 84 | 25 |
| Webster | | 14,562 | 7,326 | 5,606 | 1,630 |
| Wheatland | | | | | |
| | 1 | 305 | 141 | 130 | 34 |
| | 2 | 320 | 155 | 128 | 37 |
| | 3 | 352 | 192 | 131 | 29 |
| | 4 | 282 | 145 | 114 | 23 |
| | 5 | 387 | 179 | 161 | 47 |
| Wheatland | | 1,646 | 812 | 664 | 170 |
| TOWNS | | 170,611 | 83,688 | 64,827 | 22,096 |
| GRAND TOTAL: | | 205,765 | 99,909 | 74,428 | 31,428 |

PROPOSAL NUMBER TWO
AN AMENDMENT
PERMITTING ELECTRONIC DISTRIBUTION OF STATE LEGISLATIVE BILLS
SUMMARY

| LEGISLATIVE DISTRICT OR TOWN | TOTAL VOTES | YES | NO | BLANK AND VOID |
|------------------------------------|----------------|----------------|---------------|----------------------|
| Leg. Dist. 07 | 539 | 327 | 141 | 71 |
| Leg. Dist. 16 | 8 | 5 | 2 | 1 |
| Leg. Dist. 21 | 4,813 | 3,011 | 810 | 992 |
| Leg. Dist. 22 | 2,590 | 1,114 | 345 | 1,131 |
| Leg. Dist. 23 | 6,097 | 4,393 | 865 | 839 |
| Leg. Dist. 24 | 3,506 | 2,602 | 475 | 429 |
| Leg. Dist. 25 | 3,581 | 1,840 | 443 | 1,298 |
| Leg. Dist. 26 | 3,142 | 1,872 | 691 | 579 |
| Leg. Dist. 27 | 4,774 | 2,503 | 766 | 1,505 |
| Leg. Dist. 28 | 2,544 | 1,290 | 494 | 760 |
| Leg. Dist. 29 | 3,560 | 1,746 | 637 | 1,177 |
| CITY | 35,154 | 20,703 | 5,669 | 8,782 |
| Brighton | 11,576 | 8,564 | 1,772 | 1,240 |
| Chili | 9,020 | 5,780 | 2,240 | 1,000 |
| Clarkson | 1,976 | 1,237 | 529 | 210 |
| East Rochester | 1,659 | 1,026 | 385 | 248 |
| Gates | 7,842 | 4,559 | 1,869 | 1,414 |
| Greece | 27,141 | 16,821 | 7,025 | 3,295 |
| Hamlin | 2,581 | 1,598 | 773 | 210 |
| Henrietta | 10,407 | 6,905 | 2,226 | 1,276 |
| Irondequoit | 17,346 | 11,141 | 3,786 | 2,419 |
| Mendon | 3,620 | 2,601 | 737 | 282 |
| Ogden | 6,367 | 4,146 | 1,534 | 687 |
| Parma | 4,853 | 2,908 | 1,422 | 523 |
| Penfield | 13,683 | 9,549 | 2,734 | 1,400 |
| Perinton | 18,475 | 13,353 | 3,482 | 1,640 |
| Pittsford | 11,117 | 8,347 | 1,784 | 986 |
| Riga | 2,093 | 1,324 | 562 | 207 |
| Rush | 1,565 | 1,091 | 367 | 107 |
| Sweden | 3,082 | 1,922 | 796 | 364 |
| Webster | 14,562 | 9,882 | 3,307 | 1,373 |
| Wheatland | 1,646 | 1,068 | 427 | 151 |
| TOWNS | 170,611 | 113,822 | 37,757 | 19,032 |
| GRAND TOTAL: | <u>205,765</u> | <u>134,525</u> | <u>43,426</u> | <u>27,814</u> |

PROPOSAL NUMBER TWO
 AN AMENDMENT
 PERMITTING ELECTRONIC DISTRIBUTION OF STATE LEGISLATIVE BILLS
 DETAIL

| LEGISLATIVE DISTRICT OR TOWN | ELECTION DISTRICT | TOTAL VOTES | YES | NO | BLANK AND VOID |
|------------------------------------|----------------------|----------------|-------|-----|----------------------|
| Leg. Dist. 07 | | | | | |
| | 1 | 327 | 188 | 94 | 45 |
| | 2 | 212 | 139 | 47 | 26 |
| Leg. Dist. 07 | | 539 | 327 | 141 | 71 |
| Leg. Dist. 16 | | | | | |
| | 1 | 8 | 5 | 2 | 1 |
| Leg. Dist. 16 | | 8 | 5 | 2 | 1 |
| Leg. Dist. 21 | | | | | |
| | 1 | 227 | 146 | 27 | 54 |
| | 2 | 192 | 136 | 37 | 19 |
| | 3 | 119 | 68 | 16 | 35 |
| | 4 | 108 | 60 | 23 | 25 |
| | 5 | 123 | 88 | 18 | 17 |
| | 6 | 199 | 124 | 22 | 53 |
| | 7 | 351 | 226 | 58 | 67 |
| | 8 | 85 | 52 | 11 | 22 |
| | 9 | 224 | 168 | 39 | 17 |
| | 10 | 318 | 234 | 48 | 36 |
| | 11 | 182 | 69 | 27 | 86 |
| | 12 | 426 | 279 | 90 | 57 |
| | 13 | 144 | 107 | 14 | 23 |
| | 14 | 77 | 39 | 19 | 19 |
| | 15 | 276 | 184 | 47 | 45 |
| | 16 | 82 | 43 | 19 | 20 |
| | 17 | 186 | 102 | 27 | 57 |
| | 18 | 151 | 80 | 25 | 46 |
| | 19 | 73 | 43 | 13 | 17 |
| | 20 | 116 | 85 | 20 | 11 |
| | 21 | 156 | 94 | 30 | 32 |
| | 22 | 174 | 107 | 37 | 30 |
| | 23 | 172 | 93 | 28 | 51 |
| | 24 | 309 | 213 | 48 | 48 |
| | 25 | 173 | 79 | 30 | 64 |
| | 26 | 66 | 35 | 15 | 16 |
| | 27 | 104 | 57 | 22 | 25 |
| Leg. Dist. 21 | | 4,813 | 3,011 | 810 | 992 |
| Leg. Dist. 22 | | | | | |
| | 1 | 163 | 63 | 24 | 76 |
| | 2 | 59 | 7 | 3 | 49 |
| | 3 | 102 | 38 | 10 | 54 |
| | 4 | 43 | 17 | 4 | 22 |
| | 5 | 82 | 23 | 8 | 51 |
| | 6 | 111 | 31 | 7 | 73 |
| | 7 | 57 | 33 | 8 | 16 |
| | 8 | 121 | 62 | 20 | 39 |
| | 9 | 75 | 41 | 7 | 27 |

PROPOSAL NUMBER TWO
 AN AMENDMENT
 PERMITTING ELECTRONIC DISTRIBUTION OF STATE LEGISLATIVE BILLS
 DETAIL

| <u>LEGISLATIVE DISTRICT OR TOWN</u> | <u>ELECTION DISTRICT</u> | <u>TOTAL VOTES</u> | <u>YES</u> | <u>NO</u> | <u>BLANK AND VOID</u> |
|---|------------------------------|------------------------|------------|-----------|-------------------------------|
| Leg. Dist. 22 | | | | | |
| | 10 | 94 | 42 | 6 | 46 |
| | 11 | 141 | 52 | 25 | 64 |
| | 12 | 81 | 16 | 3 | 62 |
| | 13 | 40 | 18 | 7 | 15 |
| | 14 | 103 | 43 | 17 | 43 |
| | 15 | 137 | 60 | 22 | 55 |
| | 16 | 55 | 26 | 11 | 18 |
| | 17 | 46 | 17 | 4 | 25 |
| | 18 | 73 | 5 | 2 | 66 |
| | 19 | 77 | 41 | 6 | 30 |
| | 20 | 130 | 74 | 27 | 29 |
| | 21 | 72 | 21 | 12 | 39 |
| | 22 | 116 | 68 | 10 | 38 |
| | 23 | 91 | 17 | 3 | 71 |
| | 24 | 53 | 27 | 17 | 9 |
| | 25 | 254 | 142 | 53 | 59 |
| | 26 | 82 | 73 | 5 | 4 |
| | 27 | 132 | 57 | 24 | 51 |
| Leg. Dist. 22 | | 2,590 | 1,114 | 345 | 1,131 |
| Leg. Dist. 23 | | | | | |
| | 1 | 116 | 96 | 9 | 11 |
| | 2 | 167 | 107 | 28 | 32 |
| | 3 | 134 | 93 | 22 | 19 |
| | 4 | 316 | 222 | 32 | 62 |
| | 5 | 84 | 63 | 13 | 8 |
| | 6 | 115 | 81 | 23 | 11 |
| | 7 | 215 | 164 | 31 | 20 |
| | 8 | 186 | 144 | 21 | 21 |
| | 9 | 156 | 127 | 11 | 18 |
| | 10 | 163 | 125 | 30 | 8 |
| | 11 | 216 | 180 | 21 | 15 |
| | 12 | 308 | 214 | 51 | 43 |
| | 13 | 207 | 149 | 33 | 25 |
| | 14 | 173 | 126 | 25 | 22 |
| | 15 | 121 | 91 | 8 | 22 |
| | 16 | 118 | 89 | 15 | 14 |
| | 17 | 286 | 157 | 37 | 92 |
| | 18 | 478 | 328 | 91 | 59 |
| | 19 | 255 | 168 | 51 | 36 |
| | 20 | 276 | 223 | 34 | 19 |
| | 21 | 234 | 180 | 31 | 23 |
| | 22 | 221 | 141 | 36 | 44 |
| | 23 | 136 | 95 | 13 | 28 |
| | 24 | 244 | 144 | 25 | 75 |
| | 25 | 357 | 274 | 60 | 23 |
| | 26 | 386 | 308 | 48 | 30 |

PROPOSAL NUMBER TWO
 AN AMENDMENT
 PERMITTING ELECTRONIC DISTRIBUTION OF STATE LEGISLATIVE BILLS
 DETAIL

| LEGISLATIVE DISTRICT OR TOWN | ELECTION DISTRICT | TOTAL VOTES | YES | NO | BLANK AND VOID |
|------------------------------------|----------------------|----------------|-------|-----|----------------------|
| Leg. Dist. 23 | | | | | |
| | 27 | 186 | 134 | 33 | 19 |
| | 28/24-20/25-28 | 223 | 155 | 30 | 38 |
| | 29 | 20 | 15 | 3 | 2 |
| Leg. Dist. 23 | | 6,097 | 4,393 | 865 | 839 |
| Leg. Dist. 24 | | | | | |
| | 1 | 313 | 254 | 30 | 29 |
| | 2/22 | 209 | 165 | 30 | 14 |
| | 3/23 | 221 | 186 | 22 | 13 |
| | 4 | 266 | 205 | 26 | 35 |
| | 5/24 | 230 | 174 | 27 | 29 |
| | 6 | 159 | 111 | 20 | 28 |
| | 7 | 135 | 97 | 29 | 9 |
| | 8 | 173 | 128 | 26 | 19 |
| | 9 | 179 | 128 | 34 | 17 |
| | 10 | 292 | 233 | 34 | 25 |
| | 11 | 74 | 46 | 12 | 16 |
| | 12 | 33 | 15 | 5 | 13 |
| | 13 | 250 | 163 | 42 | 45 |
| | 14 | 233 | 177 | 40 | 16 |
| | 15/21 | 231 | 149 | 31 | 51 |
| | 16 | 196 | 150 | 26 | 20 |
| | 17 | 89 | 43 | 16 | 30 |
| | 18 | 201 | 159 | 23 | 19 |
| | 19 | 22 | 19 | 2 | 1 |
| Leg. Dist. 24 | | 3,506 | 2,602 | 475 | 429 |
| Leg. Dist. 25 | | | | | |
| | 1 | 254 | 176 | 25 | 53 |
| | 2 | 156 | 58 | 16 | 82 |
| | 3 | 252 | 90 | 32 | 130 |
| | 4/24 | 132 | 75 | 28 | 29 |
| | 5 | 187 | 73 | 5 | 109 |
| | 6 | 118 | 87 | 17 | 14 |
| | 7 | 181 | 76 | 22 | 83 |
| | 8 | 192 | 83 | 29 | 80 |
| | 9 | 85 | 26 | 9 | 50 |
| | 10 | 149 | 46 | 13 | 90 |
| | 11 | 75 | 27 | 4 | 44 |
| | 12 | 190 | 128 | 21 | 41 |
| | 13 | 140 | 65 | 17 | 58 |
| | 14 | 88 | 71 | 10 | 7 |
| | 15 | 129 | 64 | 16 | 49 |
| | 16 | 124 | 72 | 32 | 20 |
| | 17 | 121 | 43 | 17 | 61 |
| | 18 | 204 | 96 | 21 | 87 |
| | 19 | 21 | 15 | 2 | 4 |

PROPOSAL NUMBER TWO
 AN AMENDMENT
 PERMITTING ELECTRONIC DISTRIBUTION OF STATE LEGISLATIVE BILLS
 DETAIL

| LEGISLATIVE DISTRICT OR TOWN | ELECTION DISTRICT | TOTAL VOTES | YES | NO | BLANK AND VOID |
|------------------------------------|----------------------|----------------|-------|-----|----------------------|
| Leg. Dist. 25 | | | | | |
| | 20 | 31 | 21 | 3 | 7 |
| | 21 | 81 | 44 | 11 | 26 |
| | 22 | 141 | 95 | 17 | 29 |
| | 23 | 21 | 15 | 1 | 5 |
| | 25 | 257 | 134 | 29 | 94 |
| | 26/27 | 91 | 44 | 15 | 32 |
| | 29/30 | 161 | 116 | 31 | 14 |
| Leg. Dist. 25 | | 3,581 | 1,840 | 443 | 1,298 |
| Leg. Dist. 26 | | | | | |
| | 1 | 354 | 227 | 74 | 53 |
| | 2 | 141 | 84 | 35 | 22 |
| | 3 | 88 | 46 | 19 | 23 |
| | 4 | 171 | 81 | 48 | 42 |
| | 5 | 142 | 66 | 17 | 59 |
| | 6 | 137 | 75 | 29 | 33 |
| | 7 | 167 | 83 | 31 | 53 |
| | 8 | 172 | 98 | 40 | 34 |
| | 9 | 199 | 131 | 46 | 22 |
| | 10 | 196 | 123 | 41 | 32 |
| | 11 | 185 | 121 | 32 | 32 |
| | 12 | 184 | 116 | 53 | 15 |
| | 13 | 218 | 134 | 58 | 26 |
| | 14 | 255 | 164 | 58 | 33 |
| | 15 | 169 | 81 | 36 | 52 |
| | 16 | 202 | 140 | 43 | 19 |
| | 17 | 162 | 102 | 31 | 29 |
| Leg. Dist. 26 | | 3,142 | 1,872 | 691 | 579 |
| Leg. Dist. 27 | | | | | |
| | 1 | 236 | 137 | 55 | 44 |
| | 2 | 245 | 151 | 53 | 41 |
| | 3 | 198 | 126 | 29 | 43 |
| | 4 | 244 | 154 | 38 | 52 |
| | 5 | 234 | 125 | 25 | 84 |
| | 6 | 180 | 80 | 39 | 61 |
| | 7 | 211 | 101 | 38 | 72 |
| | 8 | 331 | 79 | 34 | 218 |
| | 9 | 244 | 144 | 26 | 74 |
| | 10 | 218 | 148 | 40 | 30 |
| | 11 | 229 | 120 | 39 | 70 |
| | 12 | 173 | 104 | 29 | 40 |
| | 13 | 204 | 87 | 28 | 89 |
| | 14 | 160 | 51 | 7 | 102 |
| | 15 | 164 | 75 | 22 | 67 |
| | 16 | 181 | 110 | 26 | 45 |
| | 17 | 203 | 106 | 30 | 67 |

PROPOSAL NUMBER TWO
 AN AMENDMENT
 PERMITTING ELECTRONIC DISTRIBUTION OF STATE LEGISLATIVE BILLS
 DETAIL

| LEGISLATIVE DISTRICT OR TOWN | ELECTION DISTRICT | TOTAL VOTES | YES | NO | BLANK AND VOID |
|------------------------------------|----------------------|----------------|-------|-----|----------------------|
| Leg. Dist. 27 | | | | | |
| | 18 | 184 | 106 | 39 | 39 |
| | 19 | 219 | 148 | 28 | 43 |
| | 20 | 109 | 54 | 18 | 37 |
| | 21 | 115 | 45 | 16 | 54 |
| | 22 | 147 | 87 | 34 | 26 |
| | 23 | 135 | 72 | 27 | 36 |
| | 25 | 91 | 39 | 21 | 31 |
| | 26 | 119 | 54 | 25 | 40 |
| Leg. Dist. 27 | | 4,774 | 2,503 | 766 | 1,505 |
| Leg. Dist. 28 | | | | | |
| | 1 | 117 | 73 | 18 | 26 |
| | 2 | 112 | 55 | 25 | 32 |
| | 3 | 82 | 36 | 24 | 22 |
| | 4 | 91 | 52 | 24 | 15 |
| | 5 | 117 | 53 | 28 | 36 |
| | 6 | 246 | 129 | 50 | 67 |
| | 7 | 234 | 122 | 58 | 54 |
| | 8 | 160 | 28 | 6 | 126 |
| | 9 | 150 | 95 | 25 | 30 |
| | 10 | 43 | 27 | 6 | 10 |
| | 11 | 102 | 50 | 24 | 28 |
| | 12 | 73 | 33 | 14 | 26 |
| | 13 | 134 | 55 | 32 | 47 |
| | 14 | 121 | 59 | 21 | 41 |
| | 15 | 52 | 32 | 9 | 11 |
| | 16 | 127 | 52 | 31 | 44 |
| | 17 | 23 | 11 | 4 | 8 |
| | 18 | 107 | 49 | 14 | 44 |
| | 19 | 3 | 2 | 0 | 1 |
| | 20 | 193 | 128 | 49 | 16 |
| | 21 | 182 | 94 | 24 | 64 |
| | 22 | 75 | 55 | 8 | 12 |
| Leg. Dist. 28 | | 2,544 | 1,290 | 494 | 760 |
| Leg. Dist. 29 | | | | | |
| | 1 | 17 | 13 | 4 | 0 |
| | 2 | 48 | 21 | 10 | 17 |
| | 3 | 7 | 3 | 2 | 2 |
| | 4 | 125 | 50 | 28 | 47 |
| | 5 | 171 | 93 | 32 | 46 |
| | 6 | 104 | 58 | 19 | 27 |
| | 7 | 137 | 89 | 30 | 18 |
| | 8 | 41 | 20 | 6 | 15 |
| | 9 | 262 | 100 | 38 | 124 |
| | 10 | 223 | 120 | 56 | 47 |
| | 11 | 175 | 106 | 31 | 38 |

PROPOSAL NUMBER TWO
 AN AMENDMENT
 PERMITTING ELECTRONIC DISTRIBUTION OF STATE LEGISLATIVE BILLS
 DETAIL

| LEGISLATIVE DISTRICT OR TOWN | ELECTION DISTRICT | TOTAL VOTES | YES | NO | BLANK AND VOID |
|------------------------------------|----------------------|----------------|--------|-------|----------------------|
| Leg. Dist. 29 | | | | | |
| | 12 | 185 | 102 | 43 | 40 |
| | 13 | 98 | 39 | 25 | 34 |
| | 14 | 69 | 24 | 11 | 34 |
| | 15 | 114 | 66 | 16 | 32 |
| | 16 | 57 | 23 | 8 | 26 |
| | 17 | 133 | 72 | 30 | 31 |
| | 18 | 239 | 148 | 41 | 50 |
| | 19 | 99 | 48 | 13 | 38 |
| | 20 | 194 | 90 | 39 | 65 |
| | 21 | 199 | 114 | 38 | 47 |
| | 22 | 127 | 38 | 10 | 79 |
| | 23 | 183 | 44 | 12 | 127 |
| | 24 | 229 | 131 | 55 | 43 |
| | 25/28 | 255 | 104 | 30 | 121 |
| | 26 | 68 | 29 | 10 | 29 |
| | 27 | 1 | 1 | 0 | 0 |
| Leg. Dist. 29 | | 3,560 | 1,746 | 637 | 1,177 |
| CITY | | 35,154 | 20,703 | 5,669 | 8,782 |
| Brighton | | | | | |
| | 1 | 329 | 254 | 50 | 25 |
| | 2 | 201 | 126 | 52 | 23 |
| | 3 | 276 | 178 | 42 | 56 |
| | 4 | 273 | 176 | 30 | 67 |
| | 5 | 278 | 218 | 39 | 21 |
| | 6 | 387 | 295 | 70 | 22 |
| | 7 | 224 | 156 | 31 | 37 |
| | 8 | 296 | 232 | 39 | 25 |
| | 9 | 262 | 204 | 36 | 22 |
| | 10 | 319 | 260 | 34 | 25 |
| | 11 | 327 | 233 | 53 | 41 |
| | 12 | 354 | 279 | 42 | 33 |
| | 13 | 221 | 174 | 28 | 19 |
| | 14 | 153 | 123 | 14 | 16 |
| | 15 | 227 | 176 | 38 | 13 |
| | 16 | 195 | 147 | 36 | 12 |
| | 17 | 118 | 71 | 23 | 24 |
| | 18 | 253 | 198 | 34 | 21 |
| | 19 | 189 | 162 | 21 | 6 |
| | 20 | 160 | 108 | 36 | 16 |
| | 21 | 242 | 181 | 36 | 25 |
| | 22 | 284 | 214 | 44 | 26 |
| | 23 | 233 | 164 | 52 | 17 |
| | 24 | 326 | 203 | 59 | 64 |
| | 25 | 237 | 173 | 42 | 22 |
| | 26 | 207 | 156 | 33 | 18 |

PROPOSAL NUMBER TWO
 AN AMENDMENT
 PERMITTING ELECTRONIC DISTRIBUTION OF STATE LEGISLATIVE BILLS
 DETAIL

| LEGISLATIVE DISTRICT OR TOWN | ELECTION DISTRICT | TOTAL VOTES | YES | NO | BLANK AND VOID |
|------------------------------------|----------------------|----------------|-------|-------|----------------------|
| Brighton | | | | | |
| | 27 | 225 | 170 | 29 | 26 |
| | 28 | 335 | 237 | 44 | 54 |
| | 29 | 221 | 151 | 44 | 26 |
| | 30 | 505 | 363 | 84 | 58 |
| | 31 | 241 | 187 | 32 | 22 |
| | 32 | 295 | 214 | 36 | 45 |
| | 33 | 322 | 267 | 37 | 18 |
| | 34 | 281 | 199 | 51 | 31 |
| | 35 | 230 | 182 | 31 | 17 |
| | 36 | 144 | 101 | 23 | 20 |
| | 37 | 261 | 194 | 40 | 27 |
| | 38 | 287 | 207 | 51 | 29 |
| | 39 | 248 | 182 | 42 | 24 |
| | 40 | 422 | 338 | 51 | 33 |
| | 41 | 262 | 197 | 36 | 29 |
| | 42 | 98 | 72 | 14 | 12 |
| | 43 | 239 | 176 | 44 | 19 |
| | 44 | 73 | 47 | 20 | 6 |
| | 45 | 161 | 113 | 27 | 21 |
| | 46 | 155 | 106 | 22 | 27 |
| Brighton | | 11,576 | 8,564 | 1,772 | 1,240 |
| Chili | | | | | |
| | 1 | 215 | 142 | 49 | 24 |
| | 2 | 360 | 214 | 116 | 30 |
| | 3 | 347 | 215 | 81 | 51 |
| | 4 | 211 | 117 | 69 | 25 |
| | 5 | 248 | 162 | 53 | 33 |
| | 6 | 261 | 149 | 68 | 44 |
| | 7 | 133 | 81 | 34 | 18 |
| | 8 | 280 | 183 | 86 | 11 |
| | 9 | 272 | 160 | 57 | 55 |
| | 10 | 185 | 124 | 40 | 21 |
| | 11 | 262 | 165 | 75 | 22 |
| | 12 | 252 | 162 | 64 | 26 |
| | 13 | 405 | 268 | 90 | 47 |
| | 14 | 267 | 177 | 71 | 19 |
| | 15 | 249 | 166 | 56 | 27 |
| | 16 | 541 | 335 | 126 | 80 |
| | 17 | 651 | 408 | 185 | 58 |
| | 18 | 268 | 161 | 54 | 53 |
| | 19 | 274 | 182 | 74 | 18 |
| | 20 | 365 | 254 | 81 | 30 |
| | 21 | 196 | 134 | 45 | 17 |
| | 22 | 211 | 136 | 36 | 39 |
| | 23 | 204 | 122 | 70 | 12 |
| | 24 | 468 | 329 | 87 | 52 |

PROPOSAL NUMBER TWO
AN AMENDMENT
PERMITTING ELECTRONIC DISTRIBUTION OF STATE LEGISLATIVE BILLS
DETAIL

| LEGISLATIVE DISTRICT OR TOWN | ELECTION DISTRICT | TOTAL VOTES | YES | NO | BLANK AND VOID |
|------------------------------------|----------------------|----------------|-------|-------|----------------------|
| Chili | | | | | |
| | 25 | 196 | 127 | 51 | 18 |
| | 26 | 354 | 232 | 89 | 33 |
| | 27 | 249 | 160 | 63 | 26 |
| | 28 | 233 | 150 | 49 | 34 |
| | 29 | 197 | 130 | 53 | 14 |
| | 30 | 141 | 106 | 30 | 5 |
| | 31 | 264 | 170 | 63 | 31 |
| | 32 | 261 | 159 | 75 | 27 |
| Chili | | 9,020 | 5,780 | 2,240 | 1,000 |
| Clarkson | | | | | |
| | 1 | 400 | 264 | 99 | 37 |
| | 2 | 54 | 33 | 18 | 3 |
| | 3 | 345 | 226 | 73 | 46 |
| | 4 | 440 | 266 | 140 | 34 |
| | 5 | 508 | 295 | 142 | 71 |
| | 6 | 229 | 153 | 57 | 19 |
| Clarkson | | 1,976 | 1,237 | 529 | 210 |
| East Rochester | | | | | |
| | 1 | 287 | 173 | 66 | 48 |
| | 2 | 247 | 143 | 67 | 37 |
| | 3 | 254 | 166 | 51 | 37 |
| | 4 | 201 | 124 | 39 | 38 |
| | 5 | 184 | 120 | 51 | 13 |
| | 6 | 258 | 158 | 52 | 48 |
| | 7 | 228 | 142 | 59 | 27 |
| East Rochester | | 1,659 | 1,026 | 385 | 248 |
| Gates | | | | | |
| | 1 | 158 | 104 | 37 | 17 |
| | 2 | 213 | 97 | 33 | 83 |
| | 3 | 205 | 85 | 46 | 74 |
| | 4 | 229 | 121 | 70 | 38 |
| | 5 | 298 | 206 | 61 | 31 |
| | 6 | 238 | 152 | 58 | 28 |
| | 7 | 475 | 278 | 125 | 72 |
| | 8 | 199 | 125 | 43 | 31 |
| | 9 | 261 | 142 | 63 | 56 |
| | 10 | 150 | 77 | 32 | 41 |
| | 11 | 178 | 100 | 32 | 46 |
| | 12 | 159 | 85 | 40 | 34 |
| | 13 | 215 | 134 | 46 | 35 |
| | 14 | 196 | 106 | 42 | 48 |
| | 15 | 346 | 190 | 106 | 50 |
| | 16 | 185 | 106 | 45 | 34 |
| | 17 | 212 | 123 | 51 | 38 |
| | 18 | 268 | 166 | 67 | 35 |

PROPOSAL NUMBER TWO
 AN AMENDMENT
 PERMITTING ELECTRONIC DISTRIBUTION OF STATE LEGISLATIVE BILLS
 DETAIL

| <u>LEGISLATIVE DISTRICT OR TOWN</u> | <u>ELECTION DISTRICT</u> | <u>TOTAL VOTES</u> | <u>YES</u> | <u>NO</u> | <u>BLANK AND VOID</u> |
|---|------------------------------|------------------------|------------|-----------|-------------------------------|
| Gates | | | | | |
| | 19 | 234 | 137 | 70 | 27 |
| | 20 | 228 | 141 | 62 | 25 |
| | 21 | 215 | 125 | 51 | 39 |
| | 22 | 197 | 131 | 49 | 17 |
| | 23 | 234 | 139 | 42 | 53 |
| | 24 | 277 | 164 | 59 | 54 |
| | 25 | 189 | 95 | 55 | 39 |
| | 26 | 291 | 171 | 70 | 50 |
| | 27 | 289 | 176 | 59 | 54 |
| | 28 | 188 | 119 | 42 | 27 |
| | 29 | 212 | 114 | 54 | 44 |
| | 30 | 163 | 77 | 35 | 51 |
| | 31 | 188 | 101 | 57 | 30 |
| | 32 | 271 | 173 | 56 | 42 |
| | 33 | 108 | 68 | 27 | 13 |
| | 34 | 210 | 136 | 47 | 27 |
| | 35 | 163 | 95 | 37 | 31 |
| Gates | | 7,842 | 4,559 | 1,869 | 1,414 |
| Greece | | | | | |
| | 1 | 249 | 147 | 68 | 34 |
| | 2 | 301 | 201 | 73 | 27 |
| | 3 | 225 | 138 | 74 | 13 |
| | 4 | 192 | 115 | 51 | 26 |
| | 5 | 174 | 101 | 55 | 18 |
| | 6 | 166 | 100 | 41 | 25 |
| | 7 | 231 | 142 | 67 | 22 |
| | 8 | 199 | 116 | 56 | 27 |
| | 9 | 178 | 117 | 46 | 15 |
| | 10 | 183 | 111 | 49 | 23 |
| | 11 | 79 | 56 | 14 | 9 |
| | 12 | 123 | 64 | 36 | 23 |
| | 13 | 203 | 127 | 52 | 24 |
| | 14 | 160 | 98 | 44 | 18 |
| | 15 | 214 | 125 | 49 | 40 |
| | 16 | 169 | 105 | 48 | 16 |
| | 17 | 304 | 191 | 83 | 30 |
| | 18 | 260 | 162 | 76 | 22 |
| | 19 | 199 | 128 | 51 | 20 |
| | 20 | 175 | 116 | 44 | 15 |
| | 21 | 232 | 133 | 68 | 31 |
| | 22 | 175 | 106 | 58 | 11 |
| | 23 | 337 | 203 | 76 | 58 |
| | 24 | 333 | 211 | 71 | 51 |
| | 25 | 223 | 147 | 57 | 19 |
| | 26 | 169 | 102 | 50 | 17 |
| | 27 | 297 | 181 | 76 | 40 |

PROPOSAL NUMBER TWO
 AN AMENDMENT
 PERMITTING ELECTRONIC DISTRIBUTION OF STATE LEGISLATIVE BILLS
 DETAIL

| <u>LEGISLATIVE DISTRICT OR TOWN</u> | <u>ELECTION DISTRICT</u> | <u>TOTAL VOTES</u> | <u>YES</u> | <u>NO</u> | <u>BLANK AND VOID</u> |
|---|------------------------------|------------------------|------------|-----------|-------------------------------|
| Greece | | | | | |
| | 28 | 287 | 182 | 74 | 31 |
| | 29 | 242 | 159 | 58 | 25 |
| | 30 | 175 | 115 | 47 | 13 |
| | 31 | 192 | 125 | 43 | 24 |
| | 32 | 205 | 141 | 44 | 20 |
| | 33 | 283 | 174 | 83 | 26 |
| | 34 | 273 | 177 | 69 | 27 |
| | 35 | 264 | 155 | 79 | 30 |
| | 36 | 300 | 174 | 68 | 58 |
| | 37 | 197 | 118 | 65 | 14 |
| | 38 | 359 | 232 | 95 | 32 |
| | 39 | 178 | 102 | 47 | 29 |
| | 40 | 185 | 94 | 54 | 37 |
| | 41 | 311 | 183 | 105 | 23 |
| | 42 | 205 | 125 | 58 | 22 |
| | 43 | 228 | 141 | 60 | 27 |
| | 44 | 343 | 190 | 89 | 64 |
| | 45 | 380 | 246 | 90 | 44 |
| | 46 | 147 | 95 | 35 | 17 |
| | 47 | 246 | 157 | 78 | 11 |
| | 48 | 171 | 117 | 42 | 12 |
| | 49 | 193 | 128 | 46 | 19 |
| | 50 | 229 | 137 | 74 | 18 |
| | 51 | 154 | 89 | 37 | 28 |
| | 52 | 294 | 197 | 81 | 16 |
| | 53 | 200 | 131 | 51 | 18 |
| | 54 | 287 | 197 | 62 | 28 |
| | 55 | 209 | 123 | 63 | 23 |
| | 56 | 292 | 183 | 82 | 27 |
| | 57 | 235 | 156 | 61 | 18 |
| | 58 | 332 | 217 | 93 | 22 |
| | 59 | 113 | 71 | 20 | 22 |
| | 60 | 198 | 118 | 62 | 18 |
| | 61 | 219 | 134 | 63 | 22 |
| | 62 | 285 | 156 | 77 | 52 |
| | 63 | 275 | 183 | 67 | 25 |
| | 64 | 197 | 118 | 56 | 23 |
| | 65 | 240 | 145 | 57 | 38 |
| | 66 | 125 | 81 | 33 | 11 |
| | 67 | 233 | 149 | 54 | 30 |
| | 68 | 307 | 173 | 82 | 52 |
| | 69 | 185 | 125 | 40 | 20 |
| | 70 | 614 | 376 | 152 | 86 |
| | 71 | 291 | 174 | 77 | 40 |
| | 72 | 327 | 211 | 76 | 40 |
| | 73 | 138 | 89 | 35 | 14 |

PROPOSAL NUMBER TWO
 AN AMENDMENT
 PERMITTING ELECTRONIC DISTRIBUTION OF STATE LEGISLATIVE BILLS
 DETAIL

| <u>LEGISLATIVE DISTRICT OR TOWN</u> | <u>ELECTION DISTRICT</u> | <u>TOTAL VOTES</u> | <u>YES</u> | <u>NO</u> | <u>BLANK AND VOID</u> |
|---|------------------------------|------------------------|------------|-----------|-------------------------------|
| Greece | | | | | |
| | 74 | 198 | 132 | 44 | 22 |
| | 75 | 199 | 100 | 68 | 31 |
| | 76 | 216 | 145 | 54 | 17 |
| | 77 | 323 | 207 | 61 | 55 |
| | 78 | 179 | 102 | 59 | 18 |
| | 79 | 416 | 257 | 111 | 48 |
| | 80 | 341 | 202 | 104 | 35 |
| | 81 | 184 | 128 | 49 | 7 |
| | 82 | 207 | 127 | 65 | 15 |
| | 83 | 126 | 77 | 33 | 16 |
| | 84 | 303 | 186 | 77 | 40 |
| | 85 | 309 | 182 | 79 | 48 |
| | 86 | 372 | 243 | 94 | 35 |
| | 87 | 224 | 145 | 48 | 31 |
| | 88 | 248 | 169 | 52 | 27 |
| | 89 | 198 | 103 | 48 | 47 |
| | 90 | 280 | 166 | 82 | 32 |
| | 91 | 454 | 292 | 105 | 57 |
| | 92 | 364 | 232 | 67 | 65 |
| | 93 | 319 | 165 | 93 | 61 |
| | 94 | 269 | 194 | 55 | 20 |
| | 95 | 173 | 103 | 54 | 16 |
| | 96 | 303 | 159 | 90 | 54 |
| | 97 | 476 | 312 | 95 | 69 |
| | 98 | 388 | 256 | 92 | 40 |
| | 99 | 281 | 147 | 69 | 65 |
| | 100 | 371 | 210 | 90 | 71 |
| | 101 | 194 | 121 | 59 | 14 |
| | 102 | 365 | 252 | 69 | 44 |
| | 103 | 333 | 203 | 89 | 41 |
| | 104 | 315 | 208 | 73 | 34 |
| | 105 | 185 | 127 | 47 | 11 |
| | 106 | 220 | 135 | 56 | 29 |
| | 107 | 175 | 107 | 44 | 24 |
| | 108 | 208 | 115 | 56 | 37 |
| | 109 | 332 | 206 | 77 | 49 |
| Greece | | 27,141 | 16,821 | 7,025 | 3,295 |
| Hamlin | | | | | |
| | 1 | 235 | 152 | 69 | 14 |
| | 2 | 315 | 196 | 91 | 28 |
| | 3 | 273 | 167 | 87 | 19 |
| | 4 | 231 | 123 | 84 | 24 |
| | 5 | 253 | 152 | 78 | 23 |
| | 6 | 205 | 138 | 52 | 15 |
| | 7 | 380 | 247 | 110 | 23 |
| | 8 | 179 | 105 | 48 | 26 |

PROPOSAL NUMBER TWO
 AN AMENDMENT
 PERMITTING ELECTRONIC DISTRIBUTION OF STATE LEGISLATIVE BILLS
 DETAIL

| LEGISLATIVE DISTRICT OR TOWN | ELECTION DISTRICT | TOTAL VOTES | YES | NO | BLANK AND VOID |
|------------------------------------|----------------------|----------------|-------|-------|----------------------|
| Hamlin | 9 | 180 | 111 | 58 | 11 |
| | 10 | 330 | 207 | 96 | 27 |
| Hamlin | | 2,581 | 1,598 | 773 | 210 |
| Henrietta | 1 | 337 | 229 | 82 | 26 |
| | 2 | 265 | 191 | 57 | 17 |
| | 3 | 123 | 98 | 15 | 10 |
| | 4 | 305 | 218 | 52 | 35 |
| | 5 | 280 | 177 | 68 | 35 |
| | 6 | 269 | 166 | 80 | 23 |
| | 7 | 258 | 177 | 52 | 29 |
| | 8 | 253 | 156 | 66 | 31 |
| | 9 | 200 | 122 | 44 | 34 |
| | 10 | 237 | 152 | 61 | 24 |
| | 11 | 242 | 144 | 54 | 44 |
| | 12 | 236 | 152 | 61 | 23 |
| | 13 | 361 | 221 | 69 | 71 |
| | 14 | 201 | 146 | 43 | 12 |
| | 15 | 286 | 169 | 75 | 42 |
| | 16 | 180 | 107 | 51 | 22 |
| | 17 | 329 | 245 | 55 | 29 |
| | 18 | 308 | 210 | 67 | 31 |
| | 19 | 249 | 173 | 58 | 18 |
| | 20 | 371 | 271 | 72 | 28 |
| | 21 | 205 | 148 | 45 | 12 |
| | 22 | 400 | 292 | 79 | 29 |
| | 23 | 218 | 143 | 45 | 30 |
| | 24 | 290 | 194 | 76 | 20 |
| | 25 | 264 | 154 | 84 | 26 |
| | 26 | 549 | 371 | 104 | 74 |
| | 27 | 437 | 288 | 99 | 50 |
| | 28 | 339 | 220 | 72 | 47 |
| | 29 | 657 | 394 | 89 | 174 |
| | 30 | 540 | 342 | 92 | 106 |
| | 31 | 150 | 87 | 30 | 33 |
| | 32 | 381 | 270 | 76 | 35 |
| | 33 | 200 | 132 | 44 | 24 |
| | 34 | 148 | 101 | 34 | 13 |
| | 35 | 339 | 245 | 75 | 19 |
| Henrietta | | 10,407 | 6,905 | 2,226 | 1,276 |
| Irondequoit | 1 | 351 | 221 | 57 | 73 |
| | 2 | 211 | 126 | 50 | 35 |
| | 3 | 326 | 202 | 68 | 56 |
| | 4 | 245 | 164 | 53 | 28 |

PROPOSAL NUMBER TWO
 AN AMENDMENT
 PERMITTING ELECTRONIC DISTRIBUTION OF STATE LEGISLATIVE BILLS
 DETAIL

| <u>LEGISLATIVE DISTRICT OR TOWN</u> | <u>ELECTION DISTRICT</u> | <u>TOTAL VOTES</u> | <u>YES</u> | <u>NO</u> | <u>BLANK AND VOID</u> |
|---|------------------------------|------------------------|------------|-----------|-------------------------------|
| Irondequoit | | | | | |
| | 5 | 238 | 164 | 52 | 22 |
| | 6 | 427 | 318 | 78 | 31 |
| | 7 | 404 | 307 | 75 | 22 |
| | 8 | 273 | 183 | 66 | 24 |
| | 9 | 274 | 137 | 78 | 59 |
| | 10 | 323 | 244 | 64 | 15 |
| | 11 | 170 | 84 | 30 | 56 |
| | 12 | 196 | 132 | 34 | 30 |
| | 13 | 351 | 269 | 61 | 21 |
| | 14 | 350 | 242 | 84 | 24 |
| | 15 | 375 | 262 | 75 | 38 |
| | 16 | 507 | 343 | 122 | 42 |
| | 17 | 185 | 136 | 40 | 9 |
| | 18 | 264 | 175 | 53 | 36 |
| | 19 | 273 | 172 | 45 | 56 |
| | 20 | 270 | 181 | 62 | 27 |
| | 21 | 269 | 185 | 60 | 24 |
| | 22 | 303 | 217 | 58 | 28 |
| | 23 | 255 | 162 | 66 | 27 |
| | 24 | 237 | 170 | 31 | 36 |
| | 25 | 255 | 179 | 51 | 25 |
| | 26 | 188 | 104 | 46 | 38 |
| | 27 | 183 | 123 | 43 | 17 |
| | 28 | 234 | 127 | 73 | 34 |
| | 29 | 231 | 154 | 51 | 26 |
| | 30 | 255 | 166 | 66 | 23 |
| | 31 | 377 | 265 | 76 | 36 |
| | 32 | 255 | 174 | 53 | 28 |
| | 33 | 207 | 139 | 41 | 27 |
| | 34 | 407 | 225 | 63 | 119 |
| | 35 | 192 | 146 | 26 | 20 |
| | 36 | 141 | 81 | 35 | 25 |
| | 37 | 216 | 104 | 58 | 54 |
| | 38 | 148 | 85 | 30 | 33 |
| | 39 | 85 | 43 | 13 | 29 |
| | 40 | 168 | 108 | 42 | 18 |
| | 41 | 257 | 150 | 57 | 50 |
| | 42 | 306 | 207 | 73 | 26 |
| | 43 | 210 | 142 | 50 | 18 |
| | 44 | 509 | 348 | 115 | 46 |
| | 45 | 212 | 111 | 66 | 35 |
| | 46 | 251 | 149 | 61 | 41 |
| | 47 | 101 | 69 | 18 | 14 |
| | 48 | 280 | 152 | 60 | 68 |
| | 49 | 238 | 166 | 48 | 24 |
| | 50 | 155 | 67 | 41 | 47 |

PROPOSAL NUMBER TWO
 AN AMENDMENT
 PERMITTING ELECTRONIC DISTRIBUTION OF STATE LEGISLATIVE BILLS
 DETAIL

| <u>LEGISLATIVE DISTRICT OR TOWN</u> | <u>ELECTION DISTRICT</u> | <u>TOTAL VOTES</u> | <u>YES</u> | <u>NO</u> | <u>BLANK AND VOID</u> |
|---|------------------------------|------------------------|------------|-----------|-------------------------------|
| Irondequoit | 51 | 370 | 250 | 96 | 24 |
| | 52 | 278 | 120 | 48 | 110 |
| | 53 | 216 | 125 | 51 | 40 |
| | 54 | 81 | 48 | 23 | 10 |
| | 55 | 271 | 175 | 55 | 41 |
| | 56 | 235 | 132 | 72 | 31 |
| | 57 | 354 | 228 | 76 | 50 |
| | 58 | 272 | 162 | 52 | 58 |
| | 59 | 240 | 145 | 62 | 33 |
| | 60 | 266 | 165 | 55 | 46 |
| | 61 | 348 | 233 | 80 | 35 |
| | 62 | 290 | 208 | 60 | 22 |
| | 63 | 199 | 135 | 46 | 18 |
| | 64 | 75 | 44 | 17 | 14 |
| | 65 | 164 | 93 | 37 | 34 |
| | 66 | 109 | 63 | 31 | 15 |
| | 67 | 207 | 111 | 51 | 45 |
| | 68 | 233 | 124 | 56 | 53 |
| Irondequoit | | 17,346 | 11,141 | 3,786 | 2,419 |
| Mendon | 1 | 518 | 380 | 104 | 34 |
| | 2 | 387 | 285 | 63 | 39 |
| | 3 | 462 | 336 | 79 | 47 |
| | 4 | 359 | 245 | 77 | 37 |
| | 5 | 457 | 333 | 95 | 29 |
| | 6 | 430 | 303 | 105 | 22 |
| | 7 | 475 | 334 | 101 | 40 |
| | 8 | 177 | 127 | 42 | 8 |
| | 9 | 355 | 258 | 71 | 26 |
| Mendon | | 3,620 | 2,601 | 737 | 282 |
| Ogden | 1 | 274 | 180 | 69 | 25 |
| | 2 | 321 | 211 | 89 | 21 |
| | 3 | 454 | 313 | 102 | 39 |
| | 4 | 319 | 208 | 78 | 33 |
| | 5 | 302 | 192 | 83 | 27 |
| | 6 | 354 | 239 | 87 | 28 |
| | 7 | 223 | 154 | 52 | 17 |
| | 8 | 319 | 193 | 93 | 33 |
| | 9 | 286 | 187 | 74 | 25 |
| | 10 | 298 | 212 | 62 | 24 |
| | 11 | 325 | 194 | 72 | 59 |
| | 12 | 362 | 240 | 85 | 37 |
| | 13 | 269 | 190 | 60 | 19 |
| | 14 | 271 | 177 | 42 | 52 |

PROPOSAL NUMBER TWO
 AN AMENDMENT
 PERMITTING ELECTRONIC DISTRIBUTION OF STATE LEGISLATIVE BILLS
 DETAIL

| <u>LEGISLATIVE DISTRICT OR TOWN</u> | <u>ELECTION DISTRICT</u> | <u>TOTAL VOTES</u> | <u>YES</u> | <u>NO</u> | <u>BLANK AND VOID</u> |
|---|------------------------------|------------------------|------------|-----------|-------------------------------|
| Ogden | 15 | 388 | 227 | 90 | 71 |
| | 16 | 205 | 114 | 58 | 33 |
| | 17 | 241 | 159 | 58 | 24 |
| | 18 | 375 | 252 | 78 | 45 |
| | 19 | 403 | 239 | 112 | 52 |
| | 20 | <u>378</u> | <u>265</u> | <u>90</u> | <u>23</u> |
| Ogden | | 6,367 | 4,146 | 1,534 | 687 |
| Parma | 1 | 354 | 224 | 97 | 33 |
| | 2 | 387 | 240 | 114 | 33 |
| | 3 | 284 | 157 | 67 | 60 |
| | 4 | 322 | 176 | 88 | 58 |
| | 5 | 209 | 127 | 64 | 18 |
| | 6 | 144 | 78 | 50 | 16 |
| | 7 | 313 | 172 | 106 | 35 |
| | 8 | 435 | 269 | 130 | 36 |
| | 9 | 350 | 213 | 108 | 29 |
| | 10 | 339 | 180 | 110 | 49 |
| | 11 | 353 | 231 | 100 | 22 |
| | 12 | 305 | 198 | 81 | 26 |
| | 13 | 512 | 328 | 141 | 43 |
| | 14 | 225 | 126 | 73 | 26 |
| | 15 | <u>321</u> | <u>189</u> | <u>93</u> | <u>39</u> |
| Parma | | 4,853 | 2,908 | 1,422 | 523 |
| Penfield | 1 | 143 | 86 | 32 | 25 |
| | 2 | 292 | 209 | 47 | 36 |
| | 3 | 253 | 171 | 60 | 22 |
| | 4 | 413 | 276 | 113 | 24 |
| | 5 | 346 | 239 | 69 | 38 |
| | 6 | 269 | 177 | 50 | 42 |
| | 7 | 322 | 229 | 65 | 28 |
| | 8 | 259 | 151 | 76 | 32 |
| | 9 | 404 | 306 | 73 | 25 |
| | 10 | 242 | 190 | 32 | 20 |
| | 11 | 199 | 135 | 45 | 19 |
| | 12 | 340 | 243 | 71 | 26 |
| | 13 | 325 | 166 | 85 | 74 |
| | 14 | 420 | 266 | 106 | 48 |
| | 15 | 427 | 311 | 71 | 45 |
| | 16 | 176 | 131 | 34 | 11 |
| | 17 | 345 | 242 | 71 | 32 |
| | 18 | 269 | 206 | 51 | 12 |
| | 19 | 485 | 350 | 86 | 49 |
| | 20 | 393 | 259 | 76 | 58 |

PROPOSAL NUMBER TWO
 AN AMENDMENT
 PERMITTING ELECTRONIC DISTRIBUTION OF STATE LEGISLATIVE BILLS
 DETAIL

| LEGISLATIVE DISTRICT OR TOWN | ELECTION DISTRICT | TOTAL VOTES | YES | NO | BLANK AND VOID |
|------------------------------------|----------------------|----------------|-------|-------|----------------------|
| Penfield | | | | | |
| | 21 | 345 | 243 | 65 | 37 |
| | 22 | 300 | 209 | 69 | 22 |
| | 23 | 419 | 306 | 78 | 35 |
| | 24 | 430 | 316 | 72 | 42 |
| | 25 | 261 | 166 | 62 | 33 |
| | 26 | 204 | 137 | 41 | 26 |
| | 27 | 353 | 256 | 66 | 31 |
| | 28 | 244 | 180 | 42 | 22 |
| | 29 | 409 | 296 | 69 | 44 |
| | 30 | 538 | 373 | 123 | 42 |
| | 31 | 187 | 140 | 33 | 14 |
| | 32 | 204 | 150 | 43 | 11 |
| | 33 | 313 | 223 | 68 | 22 |
| | 34 | 274 | 191 | 49 | 34 |
| | 35 | 486 | 384 | 78 | 24 |
| | 36 | 303 | 223 | 53 | 27 |
| | 37 | 583 | 379 | 108 | 96 |
| | 38 | 231 | 152 | 48 | 31 |
| | 39 | 234 | 172 | 48 | 14 |
| | 40 | 372 | 253 | 71 | 48 |
| | 41 | 391 | 259 | 86 | 46 |
| | 42 | 280 | 198 | 49 | 33 |
| Penfield | | 13,683 | 9,549 | 2,734 | 1,400 |
| Perinton | | | | | |
| | 1 | 493 | 355 | 101 | 37 |
| | 2 | 381 | 312 | 56 | 13 |
| | 3 | 303 | 204 | 72 | 27 |
| | 4 | 269 | 184 | 48 | 37 |
| | 5 | 173 | 107 | 47 | 19 |
| | 6 | 296 | 227 | 49 | 20 |
| | 7 | 390 | 294 | 65 | 31 |
| | 8 | 331 | 251 | 51 | 29 |
| | 9 | 449 | 338 | 79 | 32 |
| | 10 | 354 | 269 | 63 | 22 |
| | 11 | 240 | 155 | 58 | 27 |
| | 12 | 322 | 258 | 42 | 22 |
| | 13 | 301 | 215 | 73 | 13 |
| | 14 | 325 | 225 | 70 | 30 |
| | 15 | 311 | 222 | 53 | 36 |
| | 16 | 279 | 198 | 54 | 27 |
| | 17 | 319 | 236 | 61 | 22 |
| | 18 | 344 | 239 | 68 | 37 |
| | 19 | 308 | 223 | 78 | 7 |
| | 20 | 327 | 229 | 65 | 33 |
| | 21 | 410 | 269 | 90 | 51 |
| | 22 | 243 | 170 | 57 | 16 |

PROPOSAL NUMBER TWO
 AN AMENDMENT
 PERMITTING ELECTRONIC DISTRIBUTION OF STATE LEGISLATIVE BILLS
 DETAIL

| LEGISLATIVE DISTRICT OR TOWN | ELECTION DISTRICT | TOTAL VOTES | YES | NO | BLANK AND VOID |
|------------------------------------|----------------------|----------------|--------|-------|----------------------|
| Perinton | | | | | |
| | 23 | 459 | 349 | 86 | 24 |
| | 24 | 491 | 340 | 95 | 56 |
| | 25 | 238 | 179 | 39 | 20 |
| | 26 | 353 | 266 | 68 | 19 |
| | 27 | 279 | 191 | 67 | 21 |
| | 28 | 291 | 206 | 58 | 27 |
| | 29 | 209 | 148 | 34 | 27 |
| | 30 | 315 | 237 | 60 | 18 |
| | 31 | 396 | 298 | 74 | 24 |
| | 32 | 281 | 192 | 51 | 38 |
| | 33 | 357 | 243 | 66 | 48 |
| | 34 | 370 | 267 | 65 | 38 |
| | 35 | 265 | 181 | 58 | 26 |
| | 36 | 177 | 106 | 36 | 35 |
| | 37 | 339 | 251 | 63 | 25 |
| | 38 | 407 | 286 | 85 | 36 |
| | 39 | 380 | 249 | 77 | 54 |
| | 40 | 236 | 169 | 49 | 18 |
| | 41 | 231 | 160 | 43 | 28 |
| | 42 | 301 | 200 | 70 | 31 |
| | 43 | 578 | 428 | 100 | 50 |
| | 44 | 313 | 254 | 49 | 10 |
| | 45 | 507 | 381 | 73 | 53 |
| | 46 | 185 | 140 | 32 | 13 |
| | 47 | 350 | 274 | 55 | 21 |
| | 48 | 278 | 201 | 45 | 32 |
| | 49 | 305 | 211 | 67 | 27 |
| | 50 | 110 | 78 | 22 | 10 |
| | 51 | 399 | 292 | 67 | 40 |
| | 52 | 320 | 226 | 64 | 30 |
| | 53 | 274 | 206 | 45 | 23 |
| | 54 | 552 | 394 | 98 | 60 |
| | 55 | 340 | 256 | 52 | 32 |
| | 56 | 421 | 314 | 69 | 38 |
| Perinton | | 18,475 | 13,353 | 3,482 | 1,640 |
| Pittsford | | | | | |
| | 1 | 260 | 194 | 48 | 18 |
| | 2 | 305 | 224 | 48 | 33 |
| | 3 | 480 | 322 | 89 | 69 |
| | 4 | 417 | 321 | 69 | 27 |
| | 5 | 249 | 195 | 39 | 15 |
| | 6 | 217 | 161 | 29 | 27 |
| | 7 | 143 | 109 | 22 | 12 |
| | 8 | 328 | 241 | 42 | 45 |
| | 9 | 386 | 262 | 61 | 63 |
| | 10 | 378 | 311 | 51 | 16 |

PROPOSAL NUMBER TWO
AN AMENDMENT
PERMITTING ELECTRONIC DISTRIBUTION OF STATE LEGISLATIVE BILLS
DETAIL

| LEGISLATIVE DISTRICT OR TOWN | ELECTION DISTRICT | TOTAL VOTES | YES | NO | BLANK AND VOID |
|------------------------------------|----------------------|----------------|-------|-------|----------------------|
| Pittsford | | | | | |
| | 11 | 288 | 206 | 60 | 22 |
| | 12 | 331 | 269 | 49 | 13 |
| | 13 | 232 | 177 | 36 | 19 |
| | 14 | 422 | 309 | 74 | 39 |
| | 15 | 210 | 152 | 43 | 15 |
| | 16 | 254 | 185 | 44 | 25 |
| | 17 | 417 | 328 | 67 | 22 |
| | 18 | 264 | 183 | 55 | 26 |
| | 19 | 210 | 143 | 51 | 16 |
| | 20 | 344 | 262 | 60 | 22 |
| | 21 | 335 | 273 | 40 | 22 |
| | 22 | 423 | 333 | 59 | 31 |
| | 23 | 282 | 216 | 51 | 15 |
| | 24 | 408 | 311 | 60 | 37 |
| | 25 | 416 | 298 | 79 | 39 |
| | 26 | 330 | 242 | 61 | 27 |
| | 27 | 305 | 226 | 39 | 40 |
| | 28 | 289 | 217 | 50 | 22 |
| | 29 | 333 | 231 | 67 | 35 |
| | 30 | 290 | 230 | 42 | 18 |
| | 31 | 376 | 290 | 45 | 41 |
| | 32 | 354 | 287 | 36 | 31 |
| | 33 | 412 | 303 | 63 | 46 |
| | 34 | 429 | 336 | 55 | 38 |
| Pittsford | | 11,117 | 8,347 | 1,784 | 986 |
| Riga | | | | | |
| | 1 | 490 | 331 | 115 | 44 |
| | 2 | 407 | 269 | 99 | 39 |
| | 3 | 248 | 155 | 67 | 26 |
| | 4 | 328 | 188 | 103 | 37 |
| | 5 | 326 | 207 | 89 | 30 |
| | 6 | 294 | 174 | 89 | 31 |
| Riga | | 2,093 | 1,324 | 562 | 207 |
| Rush | | | | | |
| | 1 | 441 | 317 | 95 | 29 |
| | 2 | 295 | 197 | 78 | 20 |
| | 3 | 418 | 304 | 88 | 26 |
| | 4 | 411 | 273 | 106 | 32 |
| Rush | | 1,565 | 1,091 | 367 | 107 |
| Sweden | | | | | |
| | 1 | 302 | 203 | 78 | 21 |
| | 2 | 120 | 78 | 31 | 11 |
| | 3 | 312 | 190 | 77 | 45 |
| | 4 | 369 | 246 | 84 | 39 |
| | 5 | 74 | 51 | 13 | 10 |

PROPOSAL NUMBER TWO
 AN AMENDMENT
 PERMITTING ELECTRONIC DISTRIBUTION OF STATE LEGISLATIVE BILLS
 DETAIL

| LEGISLATIVE DISTRICT OR TOWN | ELECTION DISTRICT | TOTAL VOTES | YES | NO | BLANK AND VOID |
|------------------------------------|----------------------|----------------|-------|-----|----------------------|
| Sweden | | | | | |
| | 6 | 272 | 181 | 68 | 23 |
| | 7 | 337 | 229 | 85 | 23 |
| | 8 | 282 | 163 | 64 | 55 |
| | 9 | 224 | 145 | 59 | 20 |
| | 10 | 437 | 231 | 126 | 80 |
| | 11 | 96 | 65 | 21 | 10 |
| | 12 | 257 | 140 | 90 | 27 |
| Sweden | | 3,082 | 1,922 | 796 | 364 |
| Webster | | | | | |
| | 1 | 323 | 204 | 94 | 25 |
| | 2 | 328 | 216 | 88 | 24 |
| | 3 | 389 | 261 | 97 | 31 |
| | 4 | 142 | 98 | 38 | 6 |
| | 5 | 335 | 229 | 76 | 30 |
| | 6 | 262 | 178 | 53 | 31 |
| | 7 | 353 | 227 | 95 | 31 |
| | 8 | 297 | 206 | 64 | 27 |
| | 9 | 331 | 215 | 78 | 38 |
| | 10 | 592 | 407 | 140 | 45 |
| | 11 | 319 | 197 | 68 | 54 |
| | 12 | 399 | 289 | 80 | 30 |
| | 13 | 288 | 204 | 66 | 18 |
| | 14 | 311 | 229 | 58 | 24 |
| | 15 | 260 | 168 | 63 | 29 |
| | 16 | 373 | 235 | 92 | 46 |
| | 17 | 307 | 227 | 62 | 18 |
| | 18 | 211 | 149 | 44 | 18 |
| | 19 | 489 | 350 | 90 | 49 |
| | 20 | 439 | 313 | 99 | 27 |
| | 21 | 355 | 238 | 90 | 27 |
| | 22 | 325 | 215 | 87 | 23 |
| | 23 | 300 | 204 | 51 | 45 |
| | 24 | 696 | 454 | 157 | 85 |
| | 25 | 271 | 191 | 59 | 21 |
| | 26 | 296 | 207 | 60 | 29 |
| | 27 | 352 | 207 | 110 | 35 |
| | 28 | 275 | 185 | 55 | 35 |
| | 29 | 230 | 147 | 58 | 25 |
| | 30 | 197 | 127 | 41 | 29 |
| | 31 | 373 | 236 | 98 | 39 |
| | 32 | 436 | 280 | 100 | 56 |
| | 33 | 349 | 245 | 59 | 45 |
| | 34 | 176 | 127 | 39 | 10 |
| | 35 | 229 | 168 | 47 | 14 |
| | 36 | 278 | 207 | 51 | 20 |
| | 37 | 520 | 402 | 96 | 22 |

PROPOSAL NUMBER TWO
 AN AMENDMENT
 PERMITTING ELECTRONIC DISTRIBUTION OF STATE LEGISLATIVE BILLS
 DETAIL

| <u>LEGISLATIVE DISTRICT OR TOWN</u> | <u>ELECTION DISTRICT</u> | <u>TOTAL VOTES</u> | <u>YES</u> | <u>NO</u> | <u>BLANK AND VOID</u> |
|---|------------------------------|------------------------|-----------------------|----------------------|-------------------------------|
| Webster | | | | | |
| | 38 | 366 | 225 | 95 | 46 |
| | 39 | 332 | 217 | 79 | 36 |
| | 40 | 496 | 320 | 115 | 61 |
| | 41 | 395 | 275 | 90 | 30 |
| | 42 | 326 | 243 | 63 | 20 |
| | 43 | 241 | 160 | 62 | 19 |
| Webster | | <u>14,562</u> | <u>9,882</u> | <u>3,307</u> | <u>1,373</u> |
| Wheatland | | | | | |
| | 1 | 305 | 203 | 73 | 29 |
| | 2 | 320 | 192 | 94 | 34 |
| | 3 | 352 | 232 | 95 | 25 |
| | 4 | 282 | 185 | 76 | 21 |
| | 5 | 387 | 256 | 89 | 42 |
| Wheatland | | <u>1,646</u> | <u>1,068</u> | <u>427</u> | <u>151</u> |
| TOWNS | | <u>170,611</u> | <u>113,822</u> | <u>37,757</u> | <u>19,032</u> |
| GRAND TOTAL: | | <u><u>205,765</u></u> | <u><u>134,525</u></u> | <u><u>43,426</u></u> | <u><u>27,814</u></u> |

PROPOSAL NUMBER THREE
A PROPOSITION
SMART SCHOOLS BOND ACT OF 2014
SUMMARY

| LEGISLATIVE DISTRICT OR TOWN | TOTAL VOTES | YES | NO | BLANK AND VOID |
|------------------------------------|----------------|---------------|---------------|----------------------|
| Leg. Dist. 07 | 539 | 259 | 218 | 62 |
| Leg. Dist. 16 | 8 | 3 | 4 | 1 |
| Leg. Dist. 21 | 4,813 | 2,689 | 1,281 | 843 |
| Leg. Dist. 22 | 2,590 | 1,378 | 277 | 935 |
| Leg. Dist. 23 | 6,097 | 2,920 | 2,411 | 766 |
| Leg. Dist. 24 | 3,506 | 1,815 | 1,309 | 382 |
| Leg. Dist. 25 | 3,581 | 1,839 | 642 | 1,100 |
| Leg. Dist. 26 | 3,142 | 1,573 | 1,086 | 483 |
| Leg. Dist. 27 | 4,774 | 2,563 | 905 | 1,306 |
| Leg. Dist. 28 | 2,544 | 1,357 | 545 | 642 |
| Leg. Dist. 29 | 3,560 | 1,847 | 704 | 1,009 |
| CITY | 35,154 | 18,243 | 9,382 | 7,529 |
| Brighton | 11,576 | 5,533 | 4,979 | 1,064 |
| Chili | 9,020 | 3,997 | 4,139 | 884 |
| Clarkson | 1,976 | 832 | 971 | 173 |
| East Rochester | 1,659 | 824 | 612 | 223 |
| Gates | 7,842 | 3,546 | 3,080 | 1,216 |
| Greece | 27,141 | 11,900 | 12,465 | 2,776 |
| Hamlin | 2,581 | 1,109 | 1,282 | 190 |
| Henrietta | 10,407 | 4,938 | 4,329 | 1,140 |
| Irondequoit | 17,346 | 7,795 | 7,433 | 2,118 |
| Mendon | 3,620 | 1,491 | 1,888 | 241 |
| Ogden | 6,367 | 2,629 | 3,154 | 584 |
| Parma | 4,853 | 1,887 | 2,507 | 459 |
| Penfield | 13,683 | 6,013 | 6,448 | 1,222 |
| Perinton | 18,475 | 8,362 | 8,663 | 1,450 |
| Pittsford | 11,117 | 4,993 | 5,291 | 833 |
| Riga | 2,093 | 863 | 1,061 | 169 |
| Rush | 1,565 | 626 | 854 | 85 |
| Sweden | 3,082 | 1,275 | 1,468 | 339 |
| Webster | 14,562 | 6,166 | 7,260 | 1,136 |
| Wheatland | 1,646 | 700 | 819 | 127 |
| TOWNS | 170,611 | 75,479 | 78,703 | 16,429 |
| GRAND TOTAL: | <u>205,765</u> | <u>93,722</u> | <u>88,085</u> | <u>23,958</u> |

PROPOSAL NUMBER THREE
A PROPOSITION
SMART SCHOOLS BOND ACT OF 2014
DETAIL

| LEGISLATIVE DISTRICT OR TOWN | ELECTION DISTRICT | TOTAL VOTES | YES | NO | BLANK AND VOID |
|------------------------------------|----------------------|----------------|-------|-------|----------------------|
| Leg. Dist. 07 | | | | | |
| | 1 | 327 | 134 | 152 | 41 |
| | 2 | 212 | 125 | 66 | 21 |
| Leg. Dist. 07 | | 539 | 259 | 218 | 62 |
| Leg. Dist. 16 | | | | | |
| | 1 | 8 | 3 | 4 | 1 |
| Leg. Dist. 16 | | 8 | 3 | 4 | 1 |
| Leg. Dist. 21 | | | | | |
| | 1 | 227 | 103 | 73 | 51 |
| | 2 | 192 | 113 | 66 | 13 |
| | 3 | 119 | 71 | 18 | 30 |
| | 4 | 108 | 55 | 29 | 24 |
| | 5 | 123 | 61 | 46 | 16 |
| | 6 | 199 | 114 | 39 | 46 |
| | 7 | 351 | 189 | 103 | 59 |
| | 8 | 85 | 43 | 22 | 20 |
| | 9 | 224 | 113 | 95 | 16 |
| | 10 | 318 | 160 | 130 | 28 |
| | 11 | 182 | 76 | 19 | 87 |
| | 12 | 426 | 239 | 142 | 45 |
| | 13 | 144 | 80 | 46 | 18 |
| | 14 | 77 | 34 | 28 | 15 |
| | 15 | 276 | 181 | 57 | 38 |
| | 16 | 82 | 55 | 14 | 13 |
| | 17 | 186 | 90 | 46 | 50 |
| | 18 | 151 | 90 | 22 | 39 |
| | 19 | 73 | 53 | 10 | 10 |
| | 20 | 116 | 70 | 37 | 9 |
| | 21 | 156 | 109 | 28 | 19 |
| | 22 | 174 | 126 | 25 | 23 |
| | 23 | 172 | 83 | 39 | 50 |
| | 24 | 309 | 169 | 97 | 43 |
| | 25 | 173 | 104 | 19 | 50 |
| | 26 | 66 | 34 | 18 | 14 |
| | 27 | 104 | 74 | 13 | 17 |
| Leg. Dist. 21 | | 4,813 | 2,689 | 1,281 | 843 |
| Leg. Dist. 22 | | | | | |
| | 1 | 163 | 77 | 19 | 67 |
| | 2 | 59 | 11 | 2 | 46 |
| | 3 | 102 | 60 | 14 | 28 |
| | 4 | 43 | 21 | 2 | 20 |
| | 5 | 82 | 36 | 3 | 43 |
| | 6 | 111 | 47 | 3 | 61 |
| | 7 | 57 | 41 | 5 | 11 |
| | 8 | 121 | 71 | 21 | 29 |
| | 9 | 75 | 49 | 4 | 22 |

PROPOSAL NUMBER THREE
A PROPOSITION
SMART SCHOOLS BOND ACT OF 2014
DETAIL

| LEGISLATIVE DISTRICT OR TOWN | ELECTION DISTRICT | TOTAL VOTES | YES | NO | BLANK AND VOID |
|------------------------------------|----------------------|----------------|-------|-----|----------------------|
| Leg. Dist. 22 | | | | | |
| | 10 | 94 | 52 | 1 | 41 |
| | 11 | 141 | 64 | 19 | 58 |
| | 12 | 81 | 20 | 2 | 59 |
| | 13 | 40 | 24 | 4 | 12 |
| | 14 | 103 | 57 | 11 | 35 |
| | 15 | 137 | 89 | 8 | 40 |
| | 16 | 55 | 37 | 4 | 14 |
| | 17 | 46 | 22 | 2 | 22 |
| | 18 | 73 | 9 | 0 | 64 |
| | 19 | 77 | 44 | 6 | 27 |
| | 20 | 130 | 98 | 11 | 21 |
| | 21 | 72 | 33 | 6 | 33 |
| | 22 | 116 | 79 | 8 | 29 |
| | 23 | 91 | 23 | 2 | 66 |
| | 24 | 53 | 37 | 11 | 5 |
| | 25 | 254 | 143 | 62 | 49 |
| | 26 | 82 | 44 | 34 | 4 |
| | 27 | 132 | 90 | 13 | 29 |
| Leg. Dist. 22 | | 2,590 | 1,378 | 277 | 935 |
| Leg. Dist. 23 | | | | | |
| | 1 | 116 | 52 | 50 | 14 |
| | 2 | 167 | 82 | 57 | 28 |
| | 3 | 134 | 64 | 55 | 15 |
| | 4 | 316 | 142 | 116 | 58 |
| | 5 | 84 | 52 | 24 | 8 |
| | 6 | 115 | 53 | 51 | 11 |
| | 7 | 215 | 116 | 81 | 18 |
| | 8 | 186 | 102 | 65 | 19 |
| | 9 | 156 | 67 | 71 | 18 |
| | 10 | 163 | 81 | 73 | 9 |
| | 11 | 216 | 106 | 98 | 12 |
| | 12 | 308 | 131 | 139 | 38 |
| | 13 | 207 | 90 | 98 | 19 |
| | 14 | 173 | 95 | 55 | 23 |
| | 15 | 121 | 70 | 36 | 15 |
| | 16 | 118 | 57 | 47 | 14 |
| | 17 | 286 | 113 | 84 | 89 |
| | 18 | 478 | 239 | 191 | 48 |
| | 19 | 255 | 140 | 82 | 33 |
| | 20 | 276 | 131 | 127 | 18 |
| | 21 | 234 | 98 | 113 | 23 |
| | 22 | 221 | 82 | 96 | 43 |
| | 23 | 136 | 63 | 48 | 25 |
| | 24 | 244 | 114 | 60 | 70 |
| | 25 | 357 | 165 | 171 | 21 |

PROPOSAL NUMBER THREE
A PROPOSITION
SMART SCHOOLS BOND ACT OF 2014
DETAIL

| LEGISLATIVE DISTRICT OR TOWN | ELECTION DISTRICT | TOTAL VOTES | YES | NO | BLANK AND VOID |
|------------------------------------|----------------------|----------------|-------|-------|----------------------|
| Leg. Dist. 23 | | | | | |
| | 26 | 386 | 193 | 168 | 25 |
| | 27 | 186 | 88 | 84 | 14 |
| | 28/24-20/25-28 | 223 | 120 | 66 | 37 |
| | 29 | 20 | 14 | 5 | 1 |
| Leg. Dist. 23 | | 6,097 | 2,920 | 2,411 | 766 |
| Leg. Dist. 24 | | | | | |
| | 1 | 313 | 135 | 150 | 28 |
| | 2/22 | 209 | 110 | 88 | 11 |
| | 3/23 | 221 | 87 | 127 | 7 |
| | 4 | 266 | 171 | 70 | 25 |
| | 5/24 | 230 | 103 | 102 | 25 |
| | 6 | 159 | 78 | 55 | 26 |
| | 7 | 135 | 66 | 61 | 8 |
| | 8 | 173 | 88 | 62 | 23 |
| | 9 | 179 | 88 | 75 | 16 |
| | 10 | 292 | 166 | 108 | 18 |
| | 11 | 74 | 46 | 14 | 14 |
| | 12 | 33 | 15 | 4 | 14 |
| | 13 | 250 | 121 | 84 | 45 |
| | 14 | 233 | 124 | 93 | 16 |
| | 15/21 | 231 | 123 | 61 | 47 |
| | 16 | 196 | 107 | 77 | 12 |
| | 17 | 89 | 46 | 13 | 30 |
| | 18 | 201 | 129 | 57 | 15 |
| | 19 | 22 | 12 | 8 | 2 |
| Leg. Dist. 24 | | 3,506 | 1,815 | 1,309 | 382 |
| Leg. Dist. 25 | | | | | |
| | 1 | 254 | 132 | 73 | 49 |
| | 2 | 156 | 69 | 13 | 74 |
| | 3 | 252 | 113 | 26 | 113 |
| | 4/24 | 132 | 79 | 32 | 21 |
| | 5 | 187 | 44 | 39 | 104 |
| | 6 | 118 | 74 | 33 | 11 |
| | 7 | 181 | 112 | 9 | 60 |
| | 8 | 192 | 114 | 12 | 66 |
| | 9 | 85 | 40 | 4 | 41 |
| | 10 | 149 | 62 | 9 | 78 |
| | 11 | 75 | 33 | 3 | 39 |
| | 12 | 190 | 77 | 75 | 38 |
| | 13 | 140 | 89 | 9 | 42 |
| | 14 | 88 | 50 | 32 | 6 |
| | 15 | 129 | 81 | 12 | 36 |
| | 16 | 124 | 88 | 22 | 14 |
| | 17 | 121 | 63 | 6 | 52 |
| | 18 | 204 | 110 | 16 | 78 |

PROPOSAL NUMBER THREE
A PROPOSITION
SMART SCHOOLS BOND ACT OF 2014
DETAIL

| LEGISLATIVE DISTRICT OR TOWN | ELECTION DISTRICT | TOTAL VOTES | YES | NO | BLANK AND VOID |
|------------------------------------|----------------------|----------------|--------------|--------------|----------------------|
| Leg. Dist. 25 | | | | | |
| | 19 | 21 | 10 | 7 | 4 |
| | 20 | 31 | 11 | 13 | 7 |
| | 21 | 81 | 49 | 11 | 21 |
| | 22 | 141 | 74 | 40 | 27 |
| | 23 | 21 | 16 | 3 | 2 |
| | 25 | 257 | 121 | 55 | 81 |
| | 26/27 | 91 | 38 | 25 | 28 |
| | 29/30 | 161 | 90 | 63 | 8 |
| Leg. Dist. 25 | | <u>3,581</u> | <u>1,839</u> | <u>642</u> | <u>1,100</u> |
| Leg. Dist. 26 | | | | | |
| | 1 | 354 | 185 | 130 | 39 |
| | 2 | 141 | 73 | 51 | 17 |
| | 3 | 88 | 38 | 28 | 22 |
| | 4 | 171 | 61 | 68 | 42 |
| | 5 | 142 | 59 | 29 | 54 |
| | 6 | 137 | 82 | 29 | 26 |
| | 7 | 167 | 85 | 45 | 37 |
| | 8 | 172 | 113 | 35 | 24 |
| | 9 | 199 | 108 | 70 | 21 |
| | 10 | 196 | 127 | 44 | 25 |
| | 11 | 185 | 86 | 73 | 26 |
| | 12 | 184 | 84 | 88 | 12 |
| | 13 | 218 | 87 | 107 | 24 |
| | 14 | 255 | 123 | 103 | 29 |
| | 15 | 169 | 82 | 41 | 46 |
| | 16 | 202 | 100 | 82 | 20 |
| | 17 | 162 | 80 | 63 | 19 |
| Leg. Dist. 26 | | <u>3,142</u> | <u>1,573</u> | <u>1,086</u> | <u>483</u> |
| Leg. Dist. 27 | | | | | |
| | 1 | 236 | 143 | 58 | 35 |
| | 2 | 245 | 158 | 57 | 30 |
| | 3 | 198 | 94 | 69 | 35 |
| | 4 | 244 | 134 | 63 | 47 |
| | 5 | 234 | 124 | 36 | 74 |
| | 6 | 180 | 102 | 29 | 49 |
| | 7 | 211 | 106 | 41 | 64 |
| | 8 | 331 | 104 | 20 | 207 |
| | 9 | 244 | 106 | 70 | 68 |
| | 10 | 218 | 134 | 57 | 27 |
| | 11 | 229 | 123 | 45 | 61 |
| | 12 | 173 | 106 | 32 | 35 |
| | 13 | 204 | 104 | 24 | 76 |
| | 14 | 160 | 41 | 18 | 101 |
| | 15 | 164 | 96 | 15 | 53 |
| | 16 | 181 | 119 | 34 | 28 |

PROPOSAL NUMBER THREE
A PROPOSITION
SMART SCHOOLS BOND ACT OF 2014
DETAIL

| LEGISLATIVE DISTRICT OR TOWN | ELECTION DISTRICT | TOTAL VOTES | YES | NO | BLANK AND VOID |
|------------------------------------|----------------------|----------------|-------|-----|----------------------|
| Leg. Dist. 27 | 17 | 203 | 114 | 26 | 63 |
| | 18 | 184 | 100 | 55 | 29 |
| | 19 | 219 | 172 | 20 | 27 |
| | 20 | 109 | 62 | 14 | 33 |
| | 21 | 115 | 51 | 13 | 51 |
| | 22 | 147 | 85 | 41 | 21 |
| | 23 | 135 | 89 | 15 | 31 |
| | 25 | 91 | 36 | 27 | 28 |
| | 26 | 119 | 60 | 26 | 33 |
| Leg. Dist. 27 | | 4,774 | 2,563 | 905 | 1,306 |
| Leg. Dist. 28 | 1 | 117 | 67 | 28 | 22 |
| | 2 | 112 | 54 | 31 | 27 |
| | 3 | 82 | 57 | 14 | 11 |
| | 4 | 91 | 60 | 19 | 12 |
| | 5 | 117 | 58 | 31 | 28 |
| | 6 | 246 | 111 | 80 | 55 |
| | 7 | 234 | 142 | 55 | 37 |
| | 8 | 160 | 33 | 6 | 121 |
| | 9 | 150 | 83 | 42 | 25 |
| | 10 | 43 | 25 | 9 | 9 |
| | 11 | 102 | 60 | 20 | 22 |
| | 12 | 73 | 40 | 12 | 21 |
| | 13 | 134 | 74 | 19 | 41 |
| | 14 | 121 | 66 | 20 | 35 |
| | 15 | 52 | 34 | 11 | 7 |
| | 16 | 127 | 65 | 20 | 42 |
| | 17 | 23 | 12 | 4 | 7 |
| | 18 | 107 | 47 | 20 | 40 |
| | 19 | 3 | 1 | 1 | 1 |
| | 20 | 193 | 137 | 45 | 11 |
| | 21 | 182 | 75 | 48 | 59 |
| | 22 | 75 | 56 | 10 | 9 |
| Leg. Dist. 28 | | 2,544 | 1,357 | 545 | 642 |
| Leg. Dist. 29 | 1 | 17 | 14 | 3 | 0 |
| | 2 | 48 | 32 | 4 | 12 |
| | 3 | 7 | 5 | 0 | 2 |
| | 4 | 125 | 53 | 26 | 46 |
| | 5 | 171 | 103 | 34 | 34 |
| | 6 | 104 | 70 | 12 | 22 |
| | 7 | 137 | 64 | 56 | 17 |
| | 8 | 41 | 20 | 7 | 14 |
| | 9 | 262 | 92 | 51 | 119 |
| | 10 | 223 | 151 | 38 | 34 |

PROPOSAL NUMBER THREE
A PROPOSITION
SMART SCHOOLS BOND ACT OF 2014
DETAIL

| LEGISLATIVE DISTRICT OR TOWN | ELECTION DISTRICT | TOTAL VOTES | YES | NO | BLANK AND VOID |
|------------------------------------|----------------------|----------------|--------|-------|----------------------|
| Leg. Dist. 29 | | | | | |
| | 11 | 175 | 92 | 48 | 35 |
| | 12 | 185 | 117 | 35 | 33 |
| | 13 | 98 | 60 | 11 | 27 |
| | 14 | 69 | 30 | 9 | 30 |
| | 15 | 114 | 76 | 11 | 27 |
| | 16 | 57 | 30 | 4 | 23 |
| | 17 | 133 | 61 | 46 | 26 |
| | 18 | 239 | 97 | 101 | 41 |
| | 19 | 99 | 49 | 17 | 33 |
| | 20 | 194 | 116 | 31 | 47 |
| | 21 | 199 | 116 | 49 | 34 |
| | 22 | 127 | 42 | 10 | 75 |
| | 23 | 183 | 59 | 9 | 115 |
| | 24 | 229 | 153 | 45 | 31 |
| | 25/28 | 255 | 113 | 36 | 106 |
| | 26 | 68 | 32 | 10 | 26 |
| | 27 | 1 | 0 | 1 | 0 |
| Leg. Dist. 29 | | 3,560 | 1,847 | 704 | 1,009 |
| CITY | | 35,154 | 18,243 | 9,382 | 7,529 |
| Brighton | | | | | |
| | 1 | 329 | 174 | 136 | 19 |
| | 2 | 201 | 80 | 98 | 23 |
| | 3 | 276 | 120 | 106 | 50 |
| | 4 | 273 | 116 | 100 | 57 |
| | 5 | 278 | 138 | 124 | 16 |
| | 6 | 387 | 209 | 159 | 19 |
| | 7 | 224 | 87 | 102 | 35 |
| | 8 | 296 | 143 | 136 | 17 |
| | 9 | 262 | 118 | 127 | 17 |
| | 10 | 319 | 134 | 163 | 22 |
| | 11 | 327 | 139 | 152 | 36 |
| | 12 | 354 | 170 | 158 | 26 |
| | 13 | 221 | 95 | 107 | 19 |
| | 14 | 153 | 92 | 50 | 11 |
| | 15 | 227 | 111 | 105 | 11 |
| | 16 | 195 | 69 | 117 | 9 |
| | 17 | 118 | 70 | 28 | 20 |
| | 18 | 253 | 128 | 105 | 20 |
| | 19 | 189 | 102 | 80 | 7 |
| | 20 | 160 | 91 | 54 | 15 |
| | 21 | 242 | 106 | 108 | 28 |
| | 22 | 284 | 130 | 129 | 25 |
| | 23 | 233 | 88 | 132 | 13 |
| | 24 | 326 | 134 | 136 | 56 |
| | 25 | 237 | 113 | 108 | 16 |

PROPOSAL NUMBER THREE
A PROPOSITION
SMART SCHOOLS BOND ACT OF 2014
DETAIL

| <u>LEGISLATIVE DISTRICT OR TOWN</u> | <u>ELECTION DISTRICT</u> | <u>TOTAL VOTES</u> | <u>YES</u> | <u>NO</u> | <u>BLANK AND VOID</u> |
|---|------------------------------|------------------------|------------|-----------|-------------------------------|
| Brighton | 26 | 207 | 111 | 77 | 19 |
| | 27 | 225 | 101 | 101 | 23 |
| | 28 | 335 | 149 | 142 | 44 |
| | 29 | 221 | 99 | 100 | 22 |
| | 30 | 505 | 266 | 186 | 53 |
| | 31 | 241 | 108 | 119 | 14 |
| | 32 | 295 | 140 | 113 | 42 |
| | 33 | 322 | 170 | 136 | 16 |
| | 34 | 281 | 102 | 149 | 30 |
| | 35 | 230 | 108 | 109 | 13 |
| | 36 | 144 | 81 | 43 | 20 |
| | 37 | 261 | 129 | 111 | 21 |
| | 38 | 287 | 129 | 131 | 27 |
| | 39 | 248 | 116 | 116 | 16 |
| | 40 | 422 | 237 | 160 | 25 |
| | 41 | 262 | 142 | 96 | 24 |
| | 42 | 98 | 41 | 45 | 12 |
| | 43 | 239 | 140 | 87 | 12 |
| | 44 | 73 | 51 | 20 | 2 |
| | 45 | 161 | 76 | 63 | 22 |
| | 46 | 155 | 80 | 55 | 20 |
| Brighton | | 11,576 | 5,533 | 4,979 | 1,064 |
| Chili | 1 | 215 | 87 | 104 | 24 |
| | 2 | 360 | 114 | 214 | 32 |
| | 3 | 347 | 143 | 156 | 48 |
| | 4 | 211 | 92 | 99 | 20 |
| | 5 | 248 | 89 | 127 | 32 |
| | 6 | 261 | 95 | 126 | 40 |
| | 7 | 133 | 69 | 50 | 14 |
| | 8 | 280 | 133 | 133 | 14 |
| | 9 | 272 | 103 | 120 | 49 |
| | 10 | 185 | 82 | 86 | 17 |
| | 11 | 262 | 127 | 120 | 15 |
| | 12 | 252 | 125 | 105 | 22 |
| | 13 | 405 | 171 | 194 | 40 |
| | 14 | 267 | 110 | 139 | 18 |
| | 15 | 249 | 97 | 131 | 21 |
| | 16 | 541 | 226 | 247 | 68 |
| | 17 | 651 | 274 | 327 | 50 |
| | 18 | 268 | 114 | 102 | 52 |
| | 19 | 274 | 122 | 136 | 16 |
| | 20 | 365 | 171 | 174 | 20 |
| | 21 | 196 | 91 | 88 | 17 |
| | 22 | 211 | 118 | 53 | 40 |

PROPOSAL NUMBER THREE
A PROPOSITION
SMART SCHOOLS BOND ACT OF 2014
DETAIL

| LEGISLATIVE DISTRICT OR TOWN | ELECTION DISTRICT | TOTAL VOTES | YES | NO | BLANK AND VOID |
|------------------------------------|----------------------|----------------|-------|-------|----------------------|
| Chili | | | | | |
| | 23 | 204 | 81 | 113 | 10 |
| | 24 | 468 | 248 | 176 | 44 |
| | 25 | 196 | 125 | 60 | 11 |
| | 26 | 354 | 142 | 180 | 32 |
| | 27 | 249 | 124 | 106 | 19 |
| | 28 | 233 | 116 | 89 | 28 |
| | 29 | 197 | 90 | 95 | 12 |
| | 30 | 141 | 85 | 51 | 5 |
| | 31 | 264 | 115 | 123 | 26 |
| | 32 | 261 | 118 | 115 | 28 |
| | | 9,020 | 3,997 | 4,139 | 884 |
| Chili | | | | | |
| Clarkson | | | | | |
| | 1 | 400 | 169 | 199 | 32 |
| | 2 | 54 | 23 | 29 | 2 |
| | 3 | 345 | 140 | 163 | 42 |
| | 4 | 440 | 188 | 227 | 25 |
| | 5 | 508 | 200 | 248 | 60 |
| | 6 | 229 | 112 | 105 | 12 |
| | | 1,976 | 832 | 971 | 173 |
| Clarkson | | | | | |
| East Rochester | | | | | |
| | 1 | 287 | 144 | 98 | 45 |
| | 2 | 247 | 126 | 89 | 32 |
| | 3 | 254 | 117 | 105 | 32 |
| | 4 | 201 | 106 | 60 | 35 |
| | 5 | 184 | 104 | 69 | 11 |
| | 6 | 258 | 105 | 108 | 45 |
| | 7 | 228 | 122 | 83 | 23 |
| | | 1,659 | 824 | 612 | 223 |
| East Rochester | | | | | |
| Gates | | | | | |
| | 1 | 158 | 80 | 65 | 13 |
| | 2 | 213 | 73 | 61 | 79 |
| | 3 | 205 | 85 | 54 | 66 |
| | 4 | 229 | 91 | 105 | 33 |
| | 5 | 298 | 130 | 141 | 27 |
| | 6 | 238 | 131 | 84 | 23 |
| | 7 | 475 | 213 | 201 | 61 |
| | 8 | 199 | 85 | 84 | 30 |
| | 9 | 261 | 125 | 90 | 46 |
| | 10 | 150 | 65 | 50 | 35 |
| | 11 | 178 | 68 | 69 | 41 |
| | 12 | 159 | 71 | 57 | 31 |
| | 13 | 215 | 114 | 71 | 30 |
| | 14 | 196 | 88 | 71 | 37 |
| | 15 | 346 | 173 | 140 | 33 |
| | 16 | 185 | 86 | 71 | 28 |

PROPOSAL NUMBER THREE
A PROPOSITION
SMART SCHOOLS BOND ACT OF 2014
DETAIL

| <u>LEGISLATIVE DISTRICT OR TOWN</u> | <u>ELECTION DISTRICT</u> | <u>TOTAL VOTES</u> | <u>YES</u> | <u>NO</u> | <u>BLANK AND VOID</u> |
|---|------------------------------|------------------------|------------|-----------|-------------------------------|
| Gates | 17 | 212 | 109 | 69 | 34 |
| | 18 | 268 | 121 | 119 | 28 |
| | 19 | 234 | 97 | 112 | 25 |
| | 20 | 228 | 104 | 102 | 22 |
| | 21 | 215 | 117 | 70 | 28 |
| | 22 | 197 | 90 | 91 | 16 |
| | 23 | 234 | 80 | 105 | 49 |
| | 24 | 277 | 115 | 112 | 50 |
| | 25 | 189 | 74 | 82 | 33 |
| | 26 | 291 | 126 | 121 | 44 |
| | 27 | 289 | 153 | 99 | 37 |
| | 28 | 188 | 94 | 70 | 24 |
| | 29 | 212 | 97 | 76 | 39 |
| | 30 | 163 | 64 | 50 | 49 |
| | 31 | 188 | 72 | 91 | 25 |
| | 32 | 271 | 109 | 122 | 40 |
| | 33 | 108 | 69 | 30 | 9 |
| | 34 | 210 | 95 | 91 | 24 |
| | 35 | 163 | 82 | 54 | 27 |
| Gates | | 7,842 | 3,546 | 3,080 | 1,216 |
| Greece | 1 | 249 | 101 | 119 | 29 |
| | 2 | 301 | 128 | 149 | 24 |
| | 3 | 225 | 116 | 97 | 12 |
| | 4 | 192 | 80 | 89 | 23 |
| | 5 | 174 | 77 | 79 | 18 |
| | 6 | 166 | 82 | 60 | 24 |
| | 7 | 231 | 113 | 100 | 18 |
| | 8 | 199 | 102 | 71 | 26 |
| | 9 | 178 | 88 | 76 | 14 |
| | 10 | 183 | 83 | 81 | 19 |
| | 11 | 79 | 40 | 35 | 4 |
| | 12 | 123 | 53 | 51 | 19 |
| | 13 | 203 | 101 | 83 | 19 |
| | 14 | 160 | 76 | 67 | 17 |
| | 15 | 214 | 62 | 116 | 36 |
| | 16 | 169 | 74 | 81 | 14 |
| | 17 | 304 | 115 | 162 | 27 |
| | 18 | 260 | 125 | 122 | 13 |
| | 19 | 199 | 89 | 96 | 14 |
| | 20 | 175 | 83 | 77 | 15 |
| | 21 | 232 | 105 | 102 | 25 |
| | 22 | 175 | 79 | 87 | 9 |
| | 23 | 337 | 154 | 127 | 56 |
| | 24 | 333 | 134 | 153 | 46 |

PROPOSAL NUMBER THREE
A PROPOSITION
SMART SCHOOLS BOND ACT OF 2014
DETAIL

| <u>LEGISLATIVE DISTRICT OR TOWN</u> | <u>ELECTION DISTRICT</u> | <u>TOTAL VOTES</u> | <u>YES</u> | <u>NO</u> | <u>BLANK AND VOID</u> |
|---|------------------------------|------------------------|------------|-----------|-------------------------------|
| Greece | | | | | |
| | 25 | 223 | 103 | 103 | 17 |
| | 26 | 169 | 73 | 85 | 11 |
| | 27 | 297 | 135 | 133 | 29 |
| | 28 | 287 | 124 | 139 | 24 |
| | 29 | 242 | 113 | 111 | 18 |
| | 30 | 175 | 100 | 63 | 12 |
| | 31 | 192 | 90 | 85 | 17 |
| | 32 | 205 | 112 | 79 | 14 |
| | 33 | 283 | 125 | 134 | 24 |
| | 34 | 273 | 109 | 143 | 21 |
| | 35 | 264 | 120 | 124 | 20 |
| | 36 | 300 | 134 | 115 | 51 |
| | 37 | 197 | 85 | 99 | 13 |
| | 38 | 359 | 178 | 155 | 26 |
| | 39 | 178 | 75 | 76 | 27 |
| | 40 | 185 | 72 | 79 | 34 |
| | 41 | 311 | 137 | 157 | 17 |
| | 42 | 205 | 99 | 87 | 19 |
| | 43 | 228 | 98 | 107 | 23 |
| | 44 | 343 | 123 | 160 | 60 |
| | 45 | 380 | 176 | 176 | 28 |
| | 46 | 147 | 82 | 53 | 12 |
| | 47 | 246 | 122 | 116 | 8 |
| | 48 | 171 | 92 | 69 | 10 |
| | 49 | 193 | 79 | 101 | 13 |
| | 50 | 229 | 92 | 120 | 17 |
| | 51 | 154 | 59 | 69 | 26 |
| | 52 | 294 | 128 | 154 | 12 |
| | 53 | 200 | 99 | 90 | 11 |
| | 54 | 287 | 126 | 140 | 21 |
| | 55 | 209 | 80 | 110 | 19 |
| | 56 | 292 | 120 | 151 | 21 |
| | 57 | 235 | 94 | 128 | 13 |
| | 58 | 332 | 163 | 150 | 19 |
| | 59 | 113 | 60 | 34 | 19 |
| | 60 | 198 | 108 | 75 | 15 |
| | 61 | 219 | 111 | 93 | 15 |
| | 62 | 285 | 128 | 111 | 46 |
| | 63 | 275 | 133 | 125 | 17 |
| | 64 | 197 | 88 | 93 | 16 |
| | 65 | 240 | 123 | 87 | 30 |
| | 66 | 125 | 63 | 51 | 11 |
| | 67 | 233 | 93 | 116 | 24 |
| | 68 | 307 | 109 | 145 | 53 |
| | 69 | 185 | 78 | 89 | 18 |

PROPOSAL NUMBER THREE
A PROPOSITION
SMART SCHOOLS BOND ACT OF 2014
DETAIL

| <u>LEGISLATIVE DISTRICT OR TOWN</u> | <u>ELECTION DISTRICT</u> | <u>TOTAL VOTES</u> | <u>YES</u> | <u>NO</u> | <u>BLANK AND VOID</u> |
|---|------------------------------|------------------------|------------|------------|-------------------------------|
| Greece | 70 | 614 | 234 | 305 | 75 |
| | 71 | 291 | 114 | 140 | 37 |
| | 72 | 327 | 123 | 166 | 38 |
| | 73 | 138 | 80 | 47 | 11 |
| | 74 | 198 | 95 | 86 | 17 |
| | 75 | 199 | 87 | 84 | 28 |
| | 76 | 216 | 89 | 108 | 19 |
| | 77 | 323 | 140 | 136 | 47 |
| | 78 | 179 | 72 | 92 | 15 |
| | 79 | 416 | 150 | 224 | 42 |
| | 80 | 341 | 158 | 156 | 27 |
| | 81 | 184 | 82 | 100 | 2 |
| | 82 | 207 | 127 | 66 | 14 |
| | 83 | 126 | 67 | 45 | 14 |
| | 84 | 303 | 130 | 141 | 32 |
| | 85 | 309 | 144 | 130 | 35 |
| | 86 | 372 | 168 | 180 | 24 |
| | 87 | 224 | 90 | 105 | 29 |
| | 88 | 248 | 114 | 110 | 24 |
| | 89 | 198 | 72 | 90 | 36 |
| | 90 | 280 | 114 | 139 | 27 |
| | 91 | 454 | 182 | 225 | 47 |
| | 92 | 364 | 154 | 151 | 59 |
| | 93 | 319 | 125 | 140 | 54 |
| | 94 | 269 | 144 | 113 | 12 |
| | 95 | 173 | 92 | 64 | 17 |
| | 96 | 303 | 119 | 133 | 51 |
| | 97 | 476 | 174 | 243 | 59 |
| | 98 | 388 | 174 | 182 | 32 |
| | 99 | 281 | 91 | 131 | 59 |
| | 100 | 371 | 144 | 166 | 61 |
| | 101 | 194 | 80 | 102 | 12 |
| | 102 | 365 | 160 | 170 | 35 |
| | 103 | 333 | 126 | 174 | 33 |
| | 104 | 315 | 141 | 145 | 29 |
| | 105 | 185 | 81 | 95 | 9 |
| | 106 | 220 | 89 | 105 | 26 |
| | 107 | 175 | 75 | 78 | 22 |
| | 108 | 208 | 72 | 102 | 34 |
| | 109 | <u>332</u> | <u>156</u> | <u>136</u> | <u>40</u> |
| Greece | | 27,141 | 11,900 | 12,465 | 2,776 |
| Hamlin | 1 | 235 | 130 | 93 | 12 |
| | 2 | 315 | 120 | 167 | 28 |
| | 3 | 273 | 111 | 146 | 16 |

PROPOSAL NUMBER THREE
A PROPOSITION
SMART SCHOOLS BOND ACT OF 2014
DETAIL

| <u>LEGISLATIVE DISTRICT OR TOWN</u> | <u>ELECTION DISTRICT</u> | <u>TOTAL VOTES</u> | <u>YES</u> | <u>NO</u> | <u>BLANK AND VOID</u> |
|---|------------------------------|------------------------|--------------|--------------|-------------------------------|
| Hamlin | | | | | |
| | 4 | 231 | 83 | 131 | 17 |
| | 5 | 253 | 114 | 118 | 21 |
| | 6 | 205 | 83 | 107 | 15 |
| | 7 | 380 | 136 | 221 | 23 |
| | 8 | 179 | 81 | 76 | 22 |
| | 9 | 180 | 97 | 73 | 10 |
| | 10 | 330 | 154 | 150 | 26 |
| Hamlin | | <u>2,581</u> | <u>1,109</u> | <u>1,282</u> | <u>190</u> |
| Henrietta | | | | | |
| | 1 | 337 | 159 | 156 | 22 |
| | 2 | 265 | 131 | 121 | 13 |
| | 3 | 123 | 54 | 59 | 10 |
| | 4 | 305 | 153 | 122 | 30 |
| | 5 | 280 | 121 | 121 | 38 |
| | 6 | 269 | 134 | 115 | 20 |
| | 7 | 258 | 122 | 112 | 24 |
| | 8 | 253 | 121 | 101 | 31 |
| | 9 | 200 | 91 | 83 | 26 |
| | 10 | 237 | 135 | 83 | 19 |
| | 11 | 242 | 120 | 85 | 37 |
| | 12 | 236 | 103 | 112 | 21 |
| | 13 | 361 | 159 | 132 | 70 |
| | 14 | 201 | 115 | 76 | 10 |
| | 15 | 286 | 144 | 103 | 39 |
| | 16 | 180 | 90 | 71 | 19 |
| | 17 | 329 | 161 | 146 | 22 |
| | 18 | 308 | 147 | 137 | 24 |
| | 19 | 249 | 124 | 112 | 13 |
| | 20 | 371 | 192 | 158 | 21 |
| | 21 | 205 | 105 | 93 | 7 |
| | 22 | 400 | 205 | 171 | 24 |
| | 23 | 218 | 107 | 87 | 24 |
| | 24 | 290 | 137 | 137 | 16 |
| | 25 | 264 | 102 | 140 | 22 |
| | 26 | 549 | 243 | 241 | 65 |
| | 27 | 437 | 170 | 226 | 41 |
| | 28 | 339 | 143 | 150 | 46 |
| | 29 | 657 | 323 | 169 | 165 |
| | 30 | 540 | 243 | 191 | 106 |
| | 31 | 150 | 73 | 49 | 28 |
| | 32 | 381 | 160 | 188 | 33 |
| | 33 | 200 | 98 | 78 | 24 |
| | 34 | 148 | 74 | 62 | 12 |
| | 35 | 339 | 179 | 142 | 18 |
| Henrietta | | <u>10,407</u> | <u>4,938</u> | <u>4,329</u> | <u>1,140</u> |

PROPOSAL NUMBER THREE
A PROPOSITION
SMART SCHOOLS BOND ACT OF 2014
DETAIL

| <u>LEGISLATIVE DISTRICT OR TOWN</u> | <u>ELECTION DISTRICT</u> | <u>TOTAL VOTES</u> | <u>YES</u> | <u>NO</u> | <u>BLANK AND VOID</u> |
|---|------------------------------|------------------------|------------|-----------|-------------------------------|
| Irondequoit | 1 | 351 | 159 | 126 | 66 |
| | 2 | 211 | 102 | 77 | 32 |
| | 3 | 326 | 155 | 119 | 52 |
| | 4 | 245 | 113 | 115 | 17 |
| | 5 | 238 | 128 | 96 | 14 |
| | 6 | 427 | 203 | 195 | 29 |
| | 7 | 404 | 192 | 193 | 19 |
| | 8 | 273 | 117 | 136 | 20 |
| | 9 | 274 | 110 | 118 | 46 |
| | 10 | 323 | 136 | 174 | 13 |
| | 11 | 170 | 59 | 60 | 51 |
| | 12 | 196 | 92 | 74 | 30 |
| | 13 | 351 | 174 | 160 | 17 |
| | 14 | 350 | 139 | 191 | 20 |
| | 15 | 375 | 137 | 204 | 34 |
| | 16 | 507 | 243 | 231 | 33 |
| | 17 | 185 | 85 | 90 | 10 |
| | 18 | 264 | 121 | 108 | 35 |
| | 19 | 273 | 129 | 86 | 58 |
| | 20 | 270 | 111 | 135 | 24 |
| | 21 | 269 | 128 | 121 | 20 |
| | 22 | 303 | 159 | 122 | 22 |
| | 23 | 255 | 124 | 110 | 21 |
| | 24 | 237 | 109 | 98 | 30 |
| | 25 | 255 | 119 | 114 | 22 |
| | 26 | 188 | 98 | 63 | 27 |
| | 27 | 183 | 71 | 97 | 15 |
| | 28 | 234 | 106 | 100 | 28 |
| | 29 | 231 | 125 | 85 | 21 |
| | 30 | 255 | 124 | 114 | 17 |
| | 31 | 377 | 166 | 182 | 29 |
| | 32 | 255 | 121 | 111 | 23 |
| | 33 | 207 | 93 | 88 | 26 |
| | 34 | 407 | 132 | 160 | 115 |
| | 35 | 192 | 112 | 63 | 17 |
| | 36 | 141 | 67 | 54 | 20 |
| | 37 | 216 | 82 | 84 | 50 |
| | 38 | 148 | 78 | 47 | 23 |
| | 39 | 85 | 27 | 31 | 27 |
| | 40 | 168 | 70 | 82 | 16 |
| | 41 | 257 | 121 | 89 | 47 |
| | 42 | 306 | 136 | 148 | 22 |
| | 43 | 210 | 100 | 91 | 19 |
| | 44 | 509 | 226 | 247 | 36 |
| | 45 | 212 | 87 | 93 | 32 |

PROPOSAL NUMBER THREE
A PROPOSITION
SMART SCHOOLS BOND ACT OF 2014
DETAIL

| LEGISLATIVE DISTRICT OR TOWN | ELECTION DISTRICT | TOTAL VOTES | YES | NO | BLANK AND VOID |
|------------------------------------|----------------------|----------------|-------|-------|----------------------|
| Irondequoit | | | | | |
| | 46 | 251 | 121 | 92 | 38 |
| | 47 | 101 | 59 | 29 | 13 |
| | 48 | 280 | 82 | 134 | 64 |
| | 49 | 238 | 110 | 112 | 16 |
| | 50 | 155 | 77 | 43 | 35 |
| | 51 | 370 | 169 | 183 | 18 |
| | 52 | 278 | 89 | 82 | 107 |
| | 53 | 216 | 89 | 88 | 39 |
| | 54 | 81 | 42 | 28 | 11 |
| | 55 | 271 | 123 | 111 | 37 |
| | 56 | 235 | 108 | 102 | 25 |
| | 57 | 354 | 144 | 164 | 46 |
| | 58 | 272 | 120 | 95 | 57 |
| | 59 | 240 | 110 | 105 | 25 |
| | 60 | 266 | 114 | 113 | 39 |
| | 61 | 348 | 157 | 159 | 32 |
| | 62 | 290 | 134 | 139 | 17 |
| | 63 | 199 | 87 | 98 | 14 |
| | 64 | 75 | 42 | 19 | 14 |
| | 65 | 164 | 75 | 59 | 30 |
| | 66 | 109 | 67 | 31 | 11 |
| | 67 | 207 | 95 | 76 | 36 |
| | 68 | 233 | 95 | 89 | 49 |
| Irondequoit | | 17,346 | 7,795 | 7,433 | 2,118 |
| Mendon | | | | | |
| | 1 | 518 | 213 | 279 | 26 |
| | 2 | 387 | 193 | 164 | 30 |
| | 3 | 462 | 166 | 253 | 43 |
| | 4 | 359 | 164 | 164 | 31 |
| | 5 | 457 | 168 | 260 | 29 |
| | 6 | 430 | 173 | 239 | 18 |
| | 7 | 475 | 198 | 244 | 33 |
| | 8 | 177 | 65 | 104 | 8 |
| | 9 | 355 | 151 | 181 | 23 |
| Mendon | | 3,620 | 1,491 | 1,888 | 241 |
| Ogden | | | | | |
| | 1 | 274 | 104 | 148 | 22 |
| | 2 | 321 | 139 | 169 | 13 |
| | 3 | 454 | 183 | 239 | 32 |
| | 4 | 319 | 126 | 165 | 28 |
| | 5 | 302 | 132 | 150 | 20 |
| | 6 | 354 | 205 | 128 | 21 |
| | 7 | 223 | 92 | 118 | 13 |
| | 8 | 319 | 119 | 172 | 28 |
| | 9 | 286 | 116 | 147 | 23 |

PROPOSAL NUMBER THREE
A PROPOSITION
SMART SCHOOLS BOND ACT OF 2014
DETAIL

| <u>LEGISLATIVE DISTRICT OR TOWN</u> | <u>ELECTION DISTRICT</u> | <u>TOTAL VOTES</u> | <u>YES</u> | <u>NO</u> | <u>BLANK AND VOID</u> |
|---|------------------------------|------------------------|------------|------------|-------------------------------|
| Ogden | 10 | 298 | 128 | 152 | 18 |
| | 11 | 325 | 120 | 151 | 54 |
| | 12 | 362 | 161 | 172 | 29 |
| | 13 | 269 | 128 | 123 | 18 |
| | 14 | 271 | 100 | 123 | 48 |
| | 15 | 388 | 138 | 186 | 64 |
| | 16 | 205 | 65 | 111 | 29 |
| | 17 | 241 | 86 | 135 | 20 |
| | 18 | 375 | 165 | 173 | 37 |
| | 19 | 403 | 161 | 195 | 47 |
| | 20 | <u>378</u> | <u>161</u> | <u>197</u> | <u>20</u> |
| Ogden | | 6,367 | 2,629 | 3,154 | 584 |
| Parma | 1 | 354 | 137 | 190 | 27 |
| | 2 | 387 | 162 | 201 | 24 |
| | 3 | 284 | 117 | 114 | 53 |
| | 4 | 322 | 103 | 169 | 50 |
| | 5 | 209 | 72 | 119 | 18 |
| | 6 | 144 | 40 | 91 | 13 |
| | 7 | 313 | 106 | 175 | 32 |
| | 8 | 435 | 178 | 229 | 28 |
| | 9 | 350 | 133 | 193 | 24 |
| | 10 | 339 | 111 | 182 | 46 |
| | 11 | 353 | 139 | 194 | 20 |
| | 12 | 305 | 159 | 121 | 25 |
| | 13 | 512 | 210 | 263 | 39 |
| | 14 | 225 | 101 | 101 | 23 |
| | 15 | <u>321</u> | <u>119</u> | <u>165</u> | <u>37</u> |
| Parma | | 4,853 | 1,887 | 2,507 | 459 |
| Penfield | 1 | 143 | 61 | 61 | 21 |
| | 2 | 292 | 127 | 133 | 32 |
| | 3 | 253 | 108 | 128 | 17 |
| | 4 | 413 | 174 | 216 | 23 |
| | 5 | 346 | 127 | 184 | 35 |
| | 6 | 269 | 105 | 125 | 39 |
| | 7 | 322 | 134 | 169 | 19 |
| | 8 | 259 | 141 | 91 | 27 |
| | 9 | 404 | 167 | 214 | 23 |
| | 10 | 242 | 118 | 106 | 18 |
| | 11 | 199 | 97 | 84 | 18 |
| | 12 | 340 | 144 | 174 | 22 |
| | 13 | 325 | 127 | 129 | 69 |
| | 14 | 420 | 145 | 228 | 47 |
| | 15 | 427 | 179 | 204 | 44 |

PROPOSAL NUMBER THREE
A PROPOSITION
SMART SCHOOLS BOND ACT OF 2014
DETAIL

| <u>LEGISLATIVE DISTRICT OR TOWN</u> | <u>ELECTION DISTRICT</u> | <u>TOTAL VOTES</u> | <u>YES</u> | <u>NO</u> | <u>BLANK AND VOID</u> |
|---|------------------------------|------------------------|------------|-----------|-------------------------------|
| Penfield | 16 | 176 | 78 | 87 | 11 |
| | 17 | 345 | 151 | 168 | 26 |
| | 18 | 269 | 119 | 140 | 10 |
| | 19 | 485 | 220 | 221 | 44 |
| | 20 | 393 | 164 | 174 | 55 |
| | 21 | 345 | 154 | 160 | 31 |
| | 22 | 300 | 134 | 146 | 20 |
| | 23 | 419 | 187 | 206 | 26 |
| | 24 | 430 | 198 | 199 | 33 |
| | 25 | 261 | 111 | 121 | 29 |
| | 26 | 204 | 86 | 92 | 26 |
| | 27 | 353 | 156 | 173 | 24 |
| | 28 | 244 | 126 | 98 | 20 |
| | 29 | 409 | 196 | 170 | 43 |
| | 30 | 538 | 241 | 263 | 34 |
| | 31 | 187 | 102 | 72 | 13 |
| | 32 | 204 | 116 | 81 | 7 |
| | 33 | 313 | 124 | 173 | 16 |
| | 34 | 274 | 122 | 125 | 27 |
| | 35 | 486 | 242 | 223 | 21 |
| | 36 | 303 | 143 | 141 | 19 |
| | 37 | 583 | 223 | 269 | 91 |
| | 38 | 231 | 90 | 119 | 22 |
| | 39 | 234 | 113 | 111 | 10 |
| | 40 | 372 | 184 | 149 | 39 |
| | 41 | 391 | 151 | 198 | 42 |
| | 42 | 280 | 128 | 123 | 29 |
| Penfield | | 13,683 | 6,013 | 6,448 | 1,222 |
| Perinton | 1 | 493 | 220 | 235 | 38 |
| | 2 | 381 | 181 | 189 | 11 |
| | 3 | 303 | 131 | 150 | 22 |
| | 4 | 269 | 122 | 117 | 30 |
| | 5 | 173 | 72 | 87 | 14 |
| | 6 | 296 | 127 | 147 | 22 |
| | 7 | 390 | 163 | 196 | 31 |
| | 8 | 331 | 151 | 159 | 21 |
| | 9 | 449 | 197 | 229 | 23 |
| | 10 | 354 | 154 | 185 | 15 |
| | 11 | 240 | 96 | 116 | 28 |
| | 12 | 322 | 156 | 146 | 20 |
| | 13 | 301 | 130 | 157 | 14 |
| | 14 | 325 | 149 | 151 | 25 |
| | 15 | 311 | 163 | 117 | 31 |
| | 16 | 279 | 119 | 140 | 20 |

PROPOSAL NUMBER THREE
A PROPOSITION
SMART SCHOOLS BOND ACT OF 2014
DETAIL

| <u>LEGISLATIVE DISTRICT OR TOWN</u> | <u>ELECTION DISTRICT</u> | <u>TOTAL VOTES</u> | <u>YES</u> | <u>NO</u> | <u>BLANK AND VOID</u> |
|---|------------------------------|------------------------|------------|-----------|-------------------------------|
| Perinton | 17 | 319 | 154 | 145 | 20 |
| | 18 | 344 | 150 | 159 | 35 |
| | 19 | 308 | 136 | 165 | 7 |
| | 20 | 327 | 149 | 150 | 28 |
| | 21 | 410 | 191 | 171 | 48 |
| | 22 | 243 | 98 | 132 | 13 |
| | 23 | 459 | 204 | 233 | 22 |
| | 24 | 491 | 209 | 231 | 51 |
| | 25 | 238 | 115 | 104 | 19 |
| | 26 | 353 | 146 | 189 | 18 |
| | 27 | 279 | 116 | 146 | 17 |
| | 28 | 291 | 127 | 142 | 22 |
| | 29 | 209 | 85 | 100 | 24 |
| | 30 | 315 | 150 | 146 | 19 |
| | 31 | 396 | 184 | 192 | 20 |
| | 32 | 281 | 140 | 107 | 34 |
| | 33 | 357 | 142 | 170 | 45 |
| | 34 | 370 | 156 | 184 | 30 |
| | 35 | 265 | 103 | 138 | 24 |
| | 36 | 177 | 73 | 71 | 33 |
| | 37 | 339 | 159 | 160 | 20 |
| | 38 | 407 | 199 | 174 | 34 |
| | 39 | 380 | 169 | 161 | 50 |
| | 40 | 236 | 93 | 126 | 17 |
| | 41 | 231 | 102 | 99 | 30 |
| | 42 | 301 | 144 | 135 | 22 |
| | 43 | 578 | 253 | 280 | 45 |
| | 44 | 313 | 148 | 157 | 8 |
| | 45 | 507 | 254 | 204 | 49 |
| | 46 | 185 | 98 | 77 | 10 |
| | 47 | 350 | 175 | 157 | 18 |
| | 48 | 278 | 134 | 114 | 30 |
| | 49 | 305 | 130 | 154 | 21 |
| | 50 | 110 | 74 | 31 | 5 |
| | 51 | 399 | 167 | 201 | 31 |
| | 52 | 320 | 165 | 127 | 28 |
| | 53 | 274 | 134 | 117 | 23 |
| | 54 | 552 | 246 | 251 | 55 |
| | 55 | 340 | 157 | 154 | 29 |
| | 56 | 421 | 202 | 188 | 31 |
| Perinton | | 18,475 | 8,362 | 8,663 | 1,450 |
| Pittsford | 1 | 260 | 109 | 134 | 17 |
| | 2 | 305 | 146 | 128 | 31 |
| | 3 | 480 | 199 | 217 | 64 |

PROPOSAL NUMBER THREE
A PROPOSITION
SMART SCHOOLS BOND ACT OF 2014
DETAIL

| <u>LEGISLATIVE DISTRICT OR TOWN</u> | <u>ELECTION DISTRICT</u> | <u>TOTAL VOTES</u> | <u>YES</u> | <u>NO</u> | <u>BLANK AND VOID</u> |
|---|------------------------------|------------------------|------------|-----------|-------------------------------|
| Pittsford | | | | | |
| | 4 | 417 | 181 | 213 | 23 |
| | 5 | 249 | 121 | 117 | 11 |
| | 6 | 217 | 125 | 70 | 22 |
| | 7 | 143 | 63 | 68 | 12 |
| | 8 | 328 | 110 | 178 | 40 |
| | 9 | 386 | 136 | 193 | 57 |
| | 10 | 378 | 177 | 183 | 18 |
| | 11 | 288 | 134 | 137 | 17 |
| | 12 | 331 | 150 | 168 | 13 |
| | 13 | 232 | 109 | 109 | 14 |
| | 14 | 422 | 184 | 206 | 32 |
| | 15 | 210 | 114 | 81 | 15 |
| | 16 | 254 | 118 | 117 | 19 |
| | 17 | 417 | 194 | 210 | 13 |
| | 18 | 264 | 115 | 126 | 23 |
| | 19 | 210 | 81 | 117 | 12 |
| | 20 | 344 | 167 | 157 | 20 |
| | 21 | 335 | 164 | 158 | 13 |
| | 22 | 423 | 205 | 197 | 21 |
| | 23 | 282 | 118 | 150 | 14 |
| | 24 | 408 | 173 | 205 | 30 |
| | 25 | 416 | 181 | 203 | 32 |
| | 26 | 330 | 132 | 179 | 19 |
| | 27 | 305 | 144 | 129 | 32 |
| | 28 | 289 | 135 | 132 | 22 |
| | 29 | 333 | 159 | 148 | 26 |
| | 30 | 290 | 138 | 137 | 15 |
| | 31 | 376 | 167 | 173 | 36 |
| | 32 | 354 | 179 | 146 | 29 |
| | 33 | 412 | 179 | 193 | 40 |
| | 34 | 429 | 186 | 212 | 31 |
| Pittsford | | 11,117 | 4,993 | 5,291 | 833 |
| Riga | | | | | |
| | 1 | 490 | 214 | 240 | 36 |
| | 2 | 407 | 156 | 223 | 28 |
| | 3 | 248 | 116 | 111 | 21 |
| | 4 | 328 | 118 | 175 | 35 |
| | 5 | 326 | 152 | 150 | 24 |
| | 6 | 294 | 107 | 162 | 25 |
| Riga | | 2,093 | 863 | 1,061 | 169 |
| Rush | | | | | |
| | 1 | 441 | 200 | 214 | 27 |
| | 2 | 295 | 104 | 174 | 17 |

PROPOSAL NUMBER THREE
A PROPOSITION
SMART SCHOOLS BOND ACT OF 2014
DETAIL

| LEGISLATIVE DISTRICT OR TOWN | ELECTION DISTRICT | TOTAL VOTES | YES | NO | BLANK AND VOID |
|------------------------------------|----------------------|----------------|-------|-------|----------------------|
| Rush | 3 | 418 | 169 | 231 | 18 |
| | 4 | 411 | 153 | 235 | 23 |
| Rush | | 1,565 | 626 | 854 | 85 |
| Sweden | 1 | 302 | 130 | 154 | 18 |
| | 2 | 120 | 55 | 55 | 10 |
| | 3 | 312 | 153 | 117 | 42 |
| | 4 | 369 | 162 | 170 | 37 |
| | 5 | 74 | 30 | 35 | 9 |
| | 6 | 272 | 123 | 126 | 23 |
| | 7 | 337 | 153 | 163 | 21 |
| | 8 | 282 | 100 | 131 | 51 |
| | 9 | 224 | 100 | 110 | 14 |
| | 10 | 437 | 135 | 224 | 78 |
| | 11 | 96 | 54 | 34 | 8 |
| | 12 | 257 | 80 | 149 | 28 |
| Sweden | | 3,082 | 1,275 | 1,468 | 339 |
| Webster | 1 | 323 | 132 | 171 | 20 |
| | 2 | 328 | 181 | 125 | 22 |
| | 3 | 389 | 160 | 204 | 25 |
| | 4 | 142 | 76 | 61 | 5 |
| | 5 | 335 | 141 | 172 | 22 |
| | 6 | 262 | 134 | 107 | 21 |
| | 7 | 353 | 164 | 166 | 23 |
| | 8 | 297 | 130 | 144 | 23 |
| | 9 | 331 | 102 | 199 | 30 |
| | 10 | 592 | 254 | 305 | 33 |
| | 11 | 319 | 123 | 152 | 44 |
| | 12 | 399 | 152 | 220 | 27 |
| | 13 | 288 | 109 | 160 | 19 |
| | 14 | 311 | 149 | 140 | 22 |
| | 15 | 260 | 114 | 126 | 20 |
| | 16 | 373 | 164 | 165 | 44 |
| | 17 | 307 | 118 | 175 | 14 |
| | 18 | 211 | 95 | 99 | 17 |
| | 19 | 489 | 178 | 267 | 44 |
| | 20 | 439 | 188 | 227 | 24 |
| | 21 | 355 | 141 | 192 | 22 |
| | 22 | 325 | 134 | 172 | 19 |
| | 23 | 300 | 104 | 155 | 41 |
| | 24 | 696 | 265 | 351 | 80 |
| | 25 | 271 | 149 | 105 | 17 |
| | 26 | 296 | 122 | 147 | 27 |
| | 27 | 352 | 145 | 177 | 30 |

PROPOSAL NUMBER THREE
A PROPOSITION
SMART SCHOOLS BOND ACT OF 2014
DETAIL

| <u>LEGISLATIVE DISTRICT OR TOWN</u> | <u>ELECTION DISTRICT</u> | <u>TOTAL VOTES</u> | <u>YES</u> | <u>NO</u> | <u>BLANK AND VOID</u> |
|---|------------------------------|------------------------|----------------------|----------------------|-------------------------------|
| Webster | | | | | |
| | 28 | 275 | 134 | 113 | 28 |
| | 29 | 230 | 91 | 122 | 17 |
| | 30 | 197 | 103 | 73 | 21 |
| | 31 | 373 | 149 | 192 | 32 |
| | 32 | 436 | 155 | 231 | 50 |
| | 33 | 349 | 126 | 187 | 36 |
| | 34 | 176 | 71 | 94 | 11 |
| | 35 | 229 | 91 | 129 | 9 |
| | 36 | 278 | 119 | 143 | 16 |
| | 37 | 520 | 251 | 251 | 18 |
| | 38 | 366 | 175 | 147 | 44 |
| | 39 | 332 | 125 | 180 | 27 |
| | 40 | 496 | 236 | 215 | 45 |
| | 41 | 395 | 166 | 213 | 16 |
| | 42 | 326 | 137 | 170 | 19 |
| | 43 | <u>241</u> | <u>113</u> | <u>116</u> | <u>12</u> |
| Webster | | 14,562 | 6,166 | 7,260 | 1,136 |
| Wheatland | | | | | |
| | 1 | 305 | 137 | 145 | 23 |
| | 2 | 320 | 141 | 150 | 29 |
| | 3 | 352 | 166 | 165 | 21 |
| | 4 | 282 | 124 | 141 | 17 |
| | 5 | <u>387</u> | <u>132</u> | <u>218</u> | <u>37</u> |
| Wheatland | | <u>1,646</u> | <u>700</u> | <u>819</u> | <u>127</u> |
| TOWNS | | <u>170,611</u> | <u>75,479</u> | <u>78,703</u> | <u>16,429</u> |
| GRAND TOTAL: | | <u><u>205,765</u></u> | <u><u>93,722</u></u> | <u><u>88,085</u></u> | <u><u>23,958</u></u> |

VOTER TURNOUT
2014 GENERAL ELECTION
SUMMARY

| LEGISLATIVE DISTRICT OR TOWN | VOTERS ELIGIBLE | VOTED | PERCENT TURNOUT |
|------------------------------------|--------------------|---------|--------------------|
| Leg. Dist. 07 | 1,169 | 540 | 46.2 |
| Leg. Dist. 16 | 13 | 8 | 61.5 |
| Leg. Dist. 21 | 12,388 | 4,822 | 38.9 |
| Leg. Dist. 22 | 11,166 | 2,593 | 23.2 |
| Leg. Dist. 23 | 11,940 | 6,127 | 51.3 |
| Leg. Dist. 24 | 7,232 | 3,513 | 48.6 |
| Leg. Dist. 25 | 11,502 | 3,586 | 31.2 |
| Leg. Dist. 26 | 8,011 | 3,144 | 39.2 |
| Leg. Dist. 27 | 14,459 | 4,783 | 33.1 |
| Leg. Dist. 28 | 10,178 | 2,550 | 25.1 |
| Leg. Dist. 29 | 11,932 | 3,565 | 29.9 |
| CITY | 99,990 | 35,231 | 35.2 |
| Brighton | 21,851 | 11,596 | 53.1 |
| Chili | 18,627 | 9,026 | 48.5 |
| Clarkson | 3,879 | 1,978 | 51.0 |
| East Rochester | 3,702 | 1,660 | 44.8 |
| Gates | 17,554 | 7,845 | 44.7 |
| Greece | 60,919 | 27,166 | 44.6 |
| Hamlin | 5,247 | 2,584 | 49.2 |
| Henrietta | 22,109 | 10,418 | 47.1 |
| Irondequoit | 33,790 | 17,367 | 51.4 |
| Mendon | 6,458 | 3,623 | 56.1 |
| Ogden | 12,648 | 6,370 | 50.4 |
| Parma | 10,238 | 4,855 | 47.4 |
| Penfield | 25,391 | 13,686 | 53.9 |
| Perinton | 33,098 | 18,497 | 55.9 |
| Pittsford | 19,660 | 11,128 | 56.6 |
| Riga | 3,866 | 2,093 | 54.1 |
| Rush | 2,552 | 1,566 | 61.4 |
| Sweden | 6,113 | 3,088 | 50.5 |
| Webster | 28,672 | 14,566 | 50.8 |
| Wheatland | 3,170 | 1,647 | 52.0 |
| TOWNS | 339,544 | 170,759 | 50.3 |
| GRAND TOTAL: | 439,534 | 205,990 | 46.9 |

VOTER TURNOUT
2014 GENERAL ELECTION
DETAIL

| LEGISLATIVE DISTRICT OR TOWN | ELECTION DISTRICT | VOTERS ELIGIBLE | VOTED | PERCENT TURNOUT |
|------------------------------------|----------------------|--------------------|-------|--------------------|
| Leg. Dist. 07 | | | | |
| | 1 | 666 | 328 | 49.2 |
| | 2 | 503 | 212 | 42.1 |
| Leg. Dist. 07 | | 1,169 | 540 | 46.2 |
| Leg. Dist. 16 | | | | |
| | 1 | 13 | 8 | 61.5 |
| Leg. Dist. 16 | | 13 | 8 | 61.5 |
| Leg. Dist. 21 | | | | |
| | 1 | 447 | 228 | 51.0 |
| | 2 | 403 | 192 | 47.6 |
| | 3 | 350 | 119 | 34.0 |
| | 4 | 300 | 108 | 36.0 |
| | 5 | 282 | 123 | 43.6 |
| | 6 | 438 | 199 | 45.4 |
| | 7 | 706 | 353 | 50.0 |
| | 8 | 211 | 85 | 40.3 |
| | 9 | 469 | 224 | 47.8 |
| | 10 | 527 | 318 | 60.3 |
| | 11 | 612 | 182 | 29.7 |
| | 12 | 945 | 428 | 45.3 |
| | 13 | 289 | 144 | 49.8 |
| | 14 | 186 | 77 | 41.4 |
| | 15 | 706 | 277 | 39.2 |
| | 16 | 238 | 82 | 34.5 |
| | 17 | 579 | 188 | 32.5 |
| | 18 | 606 | 151 | 24.9 |
| | 19 | 358 | 73 | 20.4 |
| | 20 | 244 | 116 | 47.5 |
| | 21 | 469 | 157 | 33.5 |
| | 22 | 710 | 174 | 24.5 |
| | 23 | 573 | 172 | 30.0 |
| | 24 | 592 | 309 | 52.2 |
| | 25 | 580 | 173 | 29.8 |
| | 26 | 160 | 66 | 41.3 |
| | 27 | 408 | 104 | 25.5 |
| Leg. Dist. 21 | | 12,388 | 4,822 | 38.9 |
| Leg. Dist. 22 | | | | |
| | 1 | 735 | 163 | 22.2 |
| | 2 | 305 | 59 | 19.3 |
| | 3 | 504 | 102 | 20.2 |
| | 4 | 291 | 43 | 14.8 |
| | 5 | 502 | 82 | 16.3 |
| | 6 | 371 | 111 | 29.9 |
| | 7 | 329 | 57 | 17.3 |
| | 8 | 465 | 121 | 26.0 |
| | 9 | 397 | 75 | 18.9 |
| | 10 | 385 | 94 | 24.4 |
| | 11 | 467 | 141 | 30.2 |
| | 12 | 328 | 81 | 24.7 |
| | 13 | 247 | 40 | 16.2 |
| | 14 | 469 | 103 | 22.0 |

VOTER TURNOUT
2014 GENERAL ELECTION
DETAIL

| <u>LEGISLATIVE DISTRICT OR TOWN</u> | <u>ELECTION DISTRICT</u> | <u>VOTERS ELIGIBLE</u> | <u>VOTED</u> | <u>PERCENT TURNOUT</u> |
|---|------------------------------|----------------------------|--------------|----------------------------|
| Leg. Dist. 22 | 15 | 724 | 137 | 18.9 |
| | 16 | 281 | 55 | 19.6 |
| | 17 | 282 | 46 | 16.3 |
| | 18 | 287 | 73 | 25.4 |
| | 19 | 404 | 78 | 19.3 |
| | 20 | 518 | 130 | 25.1 |
| | 21 | 307 | 72 | 23.5 |
| | 22 | 631 | 116 | 18.4 |
| | 23 | 393 | 91 | 23.2 |
| | 24 | 221 | 53 | 24.0 |
| | 25 | 632 | 256 | 40.5 |
| | 26 | 189 | 82 | 43.4 |
| | 27 | <u>502</u> | <u>132</u> | <u>26.3</u> |
| Leg. Dist. 22 | | 11,166 | 2,593 | 23.2 |
| Leg. Dist. 23 | 1 | 214 | 116 | 54.2 |
| | 2 | 478 | 167 | 34.9 |
| | 3 | 351 | 134 | 38.2 |
| | 4 | 614 | 316 | 51.5 |
| | 5 | 264 | 85 | 32.2 |
| | 6 | 253 | 115 | 45.5 |
| | 7 | 476 | 220 | 46.2 |
| | 8 | 418 | 187 | 44.7 |
| | 9 | 276 | 156 | 56.5 |
| | 10 | 351 | 163 | 46.4 |
| | 11 | 379 | 217 | 57.3 |
| | 12 | 483 | 312 | 64.6 |
| | 13 | 398 | 209 | 52.5 |
| | 14 | 401 | 179 | 44.6 |
| | 15 | 274 | 124 | 45.3 |
| | 16 | 227 | 118 | 52.0 |
| | 17 | 600 | 286 | 47.7 |
| | 18 | 829 | 478 | 57.7 |
| | 19 | 472 | 255 | 54.0 |
| | 20 | 432 | 280 | 64.8 |
| | 21 | 369 | 234 | 63.4 |
| | 22 | 365 | 221 | 60.5 |
| | 23 | 306 | 137 | 44.8 |
| | 24 | 498 | 244 | 49.0 |
| | 25 | 551 | 358 | 65.0 |
| | 26 | 649 | 386 | 59.5 |
| | 27 | 321 | 186 | 57.9 |
| | 28/24-20/25-28 | 591 | 224 | 37.9 |
| | 29 | <u>100</u> | <u>20</u> | <u>20.0</u> |
| Leg. Dist. 23 | | 11,940 | 6,127 | 51.3 |
| Leg. Dist. 24 | 1 | 486 | 314 | 64.6 |
| | 2/22 | 356 | 210 | 59.0 |
| | 3/23 | 354 | 221 | 62.4 |
| | 4 | 558 | 267 | 47.8 |

VOTER TURNOUT
2014 GENERAL ELECTION
DETAIL

| <u>LEGISLATIVE DISTRICT OR TOWN</u> | <u>ELECTION DISTRICT</u> | <u>VOTERS ELIGIBLE</u> | <u>VOTED</u> | <u>PERCENT TURNOUT</u> |
|---|------------------------------|----------------------------|--------------|----------------------------|
| Leg. Dist. 24 | 5/24 | 508 | 231 | 45.5 |
| | 6 | 326 | 159 | 48.8 |
| | 7 | 281 | 135 | 48.0 |
| | 8 | 397 | 174 | 43.8 |
| | 9 | 295 | 179 | 60.7 |
| | 10 | 542 | 292 | 53.9 |
| | 11 | 305 | 74 | 24.3 |
| | 12 | 128 | 33 | 25.8 |
| | 13 | 472 | 250 | 53.0 |
| | 14 | 509 | 233 | 45.8 |
| | 15/21 | 590 | 232 | 39.3 |
| | 16 | 408 | 197 | 48.3 |
| | 17 | 161 | 89 | 55.3 |
| | 18 | 492 | 201 | 40.9 |
| | 19 | 64 | 22 | 34.4 |
| Leg. Dist. 24 | | <u>7,232</u> | <u>3,513</u> | 48.6 |
| Leg. Dist. 25 | | | | |
| | 1 | 556 | 254 | 45.7 |
| | 2 | 568 | 156 | 27.5 |
| | 3 | 651 | 252 | 38.7 |
| | 4/24 | 318 | 132 | 41.5 |
| | 5 | 501 | 187 | 37.3 |
| | 6 | 362 | 119 | 32.9 |
| | 7 | 765 | 181 | 23.7 |
| | 8 | 659 | 193 | 29.3 |
| | 9 | 304 | 85 | 28.0 |
| | 10 | 503 | 149 | 29.6 |
| | 11 | 342 | 75 | 21.9 |
| | 12 | 400 | 191 | 47.8 |
| | 13 | 596 | 140 | 23.5 |
| | 14 | 206 | 88 | 42.7 |
| | 15 | 443 | 129 | 29.1 |
| | 16 | 604 | 124 | 20.5 |
| | 17 | 499 | 121 | 24.2 |
| | 18 | 663 | 204 | 30.8 |
| | 19 | 61 | 22 | 36.1 |
| | 20 | 124 | 31 | 25.0 |
| | 21 | 412 | 81 | 19.7 |
| | 22 | 335 | 142 | 42.4 |
| | 23 | 310 | 21 | 6.8 |
| | 25 | 717 | 257 | 35.8 |
| | 26/27 | 233 | 91 | 39.1 |
| | 29/30 | 370 | 161 | 43.5 |
| Leg. Dist. 25 | | <u>11,502</u> | <u>3,586</u> | 31.2 |
| Leg. Dist. 26 | | | | |
| | 1 | 726 | 354 | 48.8 |
| | 2 | 361 | 141 | 39.1 |
| | 3 | 255 | 88 | 34.5 |
| | 4 | 361 | 171 | 47.4 |
| | 5 | 445 | 142 | 31.9 |

VOTER TURNOUT
2014 GENERAL ELECTION
DETAIL

| LEGISLATIVE DISTRICT OR TOWN | ELECTION DISTRICT | VOTERS ELIGIBLE | VOTED | PERCENT TURNOUT |
|------------------------------------|----------------------|--------------------|------------|--------------------|
| Leg. Dist. 26 | 6 | 374 | 137 | 36.6 |
| | 7 | 508 | 167 | 32.9 |
| | 8 | 549 | 172 | 31.3 |
| | 9 | 569 | 199 | 35.0 |
| | 10 | 583 | 196 | 33.6 |
| | 11 | 474 | 185 | 39.0 |
| | 12 | 437 | 184 | 42.1 |
| | 13 | 459 | 219 | 47.7 |
| | 14 | 509 | 255 | 50.1 |
| | 15 | 506 | 169 | 33.4 |
| | 16 | 492 | 203 | 41.3 |
| | 17 | <u>403</u> | <u>162</u> | <u>40.2</u> |
| Leg. Dist. 26 | | 8,011 | 3,144 | 39.2 |
| Leg. Dist. 27 | 1 | 596 | 237 | 39.8 |
| | 2 | 617 | 245 | 39.7 |
| | 3 | 465 | 198 | 42.6 |
| | 4 | 626 | 244 | 39.0 |
| | 5 | 625 | 234 | 37.4 |
| | 6 | 654 | 180 | 27.5 |
| | 7 | 573 | 211 | 36.8 |
| | 8 | 1,105 | 331 | 30.0 |
| | 9 | 605 | 245 | 40.5 |
| | 10 | 528 | 219 | 41.5 |
| | 11 | 670 | 229 | 34.2 |
| | 12 | 547 | 175 | 32.0 |
| | 13 | 634 | 204 | 32.2 |
| | 14 | 465 | 160 | 34.4 |
| | 15 | 558 | 165 | 29.6 |
| | 16 | 596 | 183 | 30.7 |
| | 17 | 731 | 203 | 27.8 |
| | 18 | 766 | 184 | 24.0 |
| | 19 | 636 | 219 | 34.4 |
| | 20 | 495 | 109 | 22.0 |
| | 21 | 319 | 115 | 36.1 |
| | 22 | 547 | 147 | 26.9 |
| | 23 | 372 | 135 | 36.3 |
| | 25 | 334 | 91 | 27.2 |
| | 26 | <u>395</u> | <u>120</u> | <u>30.4</u> |
| Leg. Dist. 27 | | 14,459 | 4,783 | 33.1 |
| Leg. Dist. 28 | 1 | 516 | 117 | 22.7 |
| | 2 | 393 | 113 | 28.8 |
| | 3 | 440 | 82 | 18.6 |
| | 4 | 372 | 91 | 24.5 |
| | 5 | 279 | 117 | 41.9 |
| | 6 | 603 | 247 | 41.0 |
| | 7 | 856 | 234 | 27.3 |
| | 8 | 527 | 160 | 30.4 |
| | 9 | 568 | 150 | 26.4 |

VOTER TURNOUT
2014 GENERAL ELECTION
DETAIL

| <u>LEGISLATIVE DISTRICT OR TOWN</u> | <u>ELECTION DISTRICT</u> | <u>VOTERS ELIGIBLE</u> | <u>VOTED</u> | <u>PERCENT TURNOUT</u> |
|---|------------------------------|----------------------------|--------------|----------------------------|
| Leg. Dist. 28 | 10 | 262 | 43 | 16.4 |
| | 11 | 501 | 105 | 21.0 |
| | 12 | 379 | 73 | 19.3 |
| | 13 | 653 | 134 | 20.5 |
| | 14 | 665 | 121 | 18.2 |
| | 15 | 332 | 52 | 15.7 |
| | 16 | 456 | 127 | 27.9 |
| | 17 | 112 | 23 | 20.5 |
| | 18 | 518 | 108 | 20.8 |
| | 19 | 6 | 3 | 50.0 |
| | 20 | 731 | 193 | 26.4 |
| | 21 | 644 | 182 | 28.3 |
| | 22 | <u>365</u> | <u>75</u> | <u>20.5</u> |
| Leg. Dist. 28 | | 10,178 | 2,550 | 25.1 |
| Leg. Dist. 29 | 1 | 100 | 17 | 17.0 |
| | 2 | 306 | 50 | 16.3 |
| | 3 | 23 | 7 | 30.4 |
| | 4 | 556 | 125 | 22.5 |
| | 5 | 570 | 171 | 30.0 |
| | 6 | 387 | 104 | 26.9 |
| | 7 | 286 | 137 | 47.9 |
| | 8 | 129 | 41 | 31.8 |
| | 9 | 844 | 262 | 31.0 |
| | 10 | 852 | 224 | 26.3 |
| | 11 | 511 | 175 | 34.2 |
| | 12 | 760 | 185 | 24.3 |
| | 13 | 592 | 98 | 16.6 |
| | 14 | 210 | 69 | 32.9 |
| | 15 | 639 | 114 | 17.8 |
| | 16 | 283 | 57 | 20.1 |
| | 17 | 324 | 133 | 41.0 |
| | 18 | 380 | 239 | 62.9 |
| | 19 | 377 | 99 | 26.3 |
| | 20 | 822 | 195 | 23.7 |
| | 21 | 579 | 199 | 34.4 |
| | 22 | 234 | 127 | 54.3 |
| | 23 | 365 | 183 | 50.1 |
| | 24 | 768 | 229 | 29.8 |
| | 25/28 | 653 | 255 | 39.1 |
| | 26 | 380 | 69 | 18.2 |
| | 27 | <u>2</u> | <u>1</u> | <u>50.0</u> |
| Leg. Dist. 29 | | 11,932 | 3,565 | 29.9 |
| CITY | | 99,990 | 35,231 | 35.2 |
| Brighton | 1 | 608 | 329 | 54.1 |
| | 2 | 422 | 201 | 47.6 |
| | 3 | 454 | 276 | 60.8 |
| | 4 | 486 | 274 | 56.4 |

VOTER TURNOUT
2014 GENERAL ELECTION
DETAIL

| <u>LEGISLATIVE DISTRICT OR TOWN</u> | <u>ELECTION DISTRICT</u> | <u>VOTERS ELIGIBLE</u> | <u>VOTED</u> | <u>PERCENT TURNOUT</u> |
|---|------------------------------|----------------------------|--------------|----------------------------|
| Brighton | 5 | 509 | 281 | 55.2 |
| | 6 | 687 | 387 | 56.3 |
| | 7 | 433 | 225 | 52.0 |
| | 8 | 532 | 297 | 55.8 |
| | 9 | 440 | 262 | 59.5 |
| | 10 | 562 | 319 | 56.8 |
| | 11 | 578 | 327 | 56.6 |
| | 12 | 621 | 355 | 57.2 |
| | 13 | 349 | 222 | 63.6 |
| | 14 | 350 | 154 | 44.0 |
| | 15 | 423 | 227 | 53.7 |
| | 16 | 357 | 196 | 54.9 |
| | 17 | 234 | 118 | 50.4 |
| | 18 | 459 | 253 | 55.1 |
| | 19 | 328 | 189 | 57.6 |
| | 20 | 394 | 160 | 40.6 |
| | 21 | 421 | 242 | 57.5 |
| | 22 | 568 | 286 | 50.4 |
| | 23 | 421 | 233 | 55.3 |
| | 24 | 552 | 326 | 59.1 |
| | 25 | 398 | 238 | 59.8 |
| | 26 | 430 | 208 | 48.4 |
| | 27 | 386 | 226 | 58.5 |
| | 28 | 623 | 335 | 53.8 |
| | 29 | 380 | 221 | 58.2 |
| | 30 | 1,011 | 507 | 50.1 |
| | 31 | 418 | 241 | 57.7 |
| | 32 | 536 | 295 | 55.0 |
| | 33 | 566 | 322 | 56.9 |
| | 34 | 489 | 281 | 57.5 |
| | 35 | 463 | 230 | 49.7 |
| | 36 | 408 | 144 | 35.3 |
| | 37 | 617 | 261 | 42.3 |
| | 38 | 528 | 289 | 54.7 |
| | 39 | 411 | 248 | 60.3 |
| | 40 | 836 | 422 | 50.5 |
| | 41 | 600 | 262 | 43.7 |
| | 42 | 153 | 98 | 64.1 |
| | 43 | 528 | 239 | 45.3 |
| | 44 | 236 | 73 | 30.9 |
| | 45 | 384 | 161 | 41.9 |
| | 46 | 262 | 156 | 59.5 |
| Brighton | | 21,851 | 11,596 | 53.1 |
| Chili | 1 | 406 | 216 | 53.2 |
| | 2 | 644 | 360 | 55.9 |
| | 3 | 636 | 347 | 54.6 |
| | 4 | 458 | 211 | 46.1 |
| | 5 | 506 | 248 | 49.0 |
| | 6 | 522 | 261 | 50.0 |

VOTER TURNOUT
2014 GENERAL ELECTION
DETAIL

| <u>LEGISLATIVE DISTRICT OR TOWN</u> | <u>ELECTION DISTRICT</u> | <u>VOTERS ELIGIBLE</u> | <u>VOTED</u> | <u>PERCENT TURNOUT</u> |
|---|------------------------------|----------------------------|--------------|----------------------------|
| Chili | 7 | 321 | 133 | 41.4 |
| | 8 | 544 | 280 | 51.5 |
| | 9 | 572 | 272 | 47.6 |
| | 10 | 387 | 186 | 48.1 |
| | 11 | 575 | 262 | 45.6 |
| | 12 | 542 | 253 | 46.7 |
| | 13 | 775 | 405 | 52.3 |
| | 14 | 582 | 267 | 45.9 |
| | 15 | 490 | 251 | 51.2 |
| | 16 | 1,013 | 541 | 53.4 |
| | 17 | 1,163 | 651 | 56.0 |
| | 18 | 610 | 268 | 43.9 |
| | 19 | 481 | 274 | 57.0 |
| | 20 | 768 | 365 | 47.5 |
| | 21 | 371 | 196 | 52.8 |
| | 22 | 648 | 211 | 32.6 |
| | 23 | 427 | 204 | 47.8 |
| | 24 | 1,150 | 468 | 40.7 |
| | 25 | 504 | 196 | 38.9 |
| | 26 | 711 | 355 | 49.9 |
| | 27 | 521 | 249 | 47.8 |
| | 28 | 454 | 233 | 51.3 |
| | 29 | 368 | 197 | 53.5 |
| | 30 | 406 | 141 | 34.7 |
| | 31 | 515 | 264 | 51.3 |
| | 32 | <u>557</u> | <u>261</u> | <u>46.9</u> |
| Chili | | 18,627 | 9,026 | 48.5 |
| Clarkson | 1 | 750 | 401 | 53.5 |
| | 2 | 103 | 54 | 52.4 |
| | 3 | 595 | 346 | 58.2 |
| | 4 | 851 | 440 | 51.7 |
| | 5 | 1,137 | 508 | 44.7 |
| | 6 | <u>443</u> | <u>229</u> | <u>51.7</u> |
| Clarkson | | 3,879 | 1,978 | 51.0 |
| East Rochester | 1 | 686 | 288 | 42.0 |
| | 2 | 537 | 247 | 46.0 |
| | 3 | 493 | 254 | 51.5 |
| | 4 | 502 | 201 | 40.0 |
| | 5 | 449 | 184 | 41.0 |
| | 6 | 528 | 258 | 48.9 |
| | 7 | <u>507</u> | <u>228</u> | <u>45.0</u> |
| East Rochester | | 3,702 | 1,660 | 44.8 |
| Gates | 1 | 375 | 158 | 42.1 |
| | 2 | 484 | 213 | 44.0 |
| | 3 | 543 | 205 | 37.8 |
| | 4 | 504 | 229 | 45.4 |
| | 5 | 505 | 298 | 59.0 |

VOTER TURNOUT
2014 GENERAL ELECTION
DETAIL

| <u>LEGISLATIVE DISTRICT OR TOWN</u> | <u>ELECTION DISTRICT</u> | <u>VOTERS ELIGIBLE</u> | <u>VOTED</u> | <u>PERCENT TURNOUT</u> |
|---|------------------------------|----------------------------|--------------|----------------------------|
| Gates | 6 | 548 | 239 | 43.6 |
| | 7 | 1,027 | 475 | 46.3 |
| | 8 | 393 | 199 | 50.6 |
| | 9 | 589 | 261 | 44.3 |
| | 10 | 305 | 150 | 49.2 |
| | 11 | 356 | 178 | 50.0 |
| | 12 | 364 | 159 | 43.7 |
| | 13 | 564 | 215 | 38.1 |
| | 14 | 432 | 196 | 45.4 |
| | 15 | 836 | 347 | 41.5 |
| | 16 | 445 | 185 | 41.6 |
| | 17 | 552 | 212 | 38.4 |
| | 18 | 601 | 268 | 44.6 |
| | 19 | 452 | 234 | 51.8 |
| | 20 | 467 | 228 | 48.8 |
| | 21 | 475 | 215 | 45.3 |
| | 22 | 400 | 197 | 49.3 |
| | 23 | 475 | 234 | 49.3 |
| | 24 | 753 | 277 | 36.8 |
| | 25 | 430 | 189 | 44.0 |
| | 26 | 608 | 291 | 47.9 |
| | 27 | 699 | 289 | 41.3 |
| | 28 | 410 | 188 | 45.9 |
| | 29 | 531 | 213 | 40.1 |
| | 30 | 331 | 163 | 49.2 |
| | 31 | 409 | 188 | 46.0 |
| | 32 | 529 | 271 | 51.2 |
| | 33 | 305 | 108 | 35.4 |
| | 34 | 497 | 210 | 42.3 |
| | 35 | <u>360</u> | <u>163</u> | <u>45.3</u> |
| Gates | | 17,554 | 7,845 | 44.7 |
| Greece | 1 | 469 | 250 | 53.3 |
| | 2 | 541 | 302 | 55.8 |
| | 3 | 478 | 225 | 47.1 |
| | 4 | 402 | 193 | 48.0 |
| | 5 | 390 | 174 | 44.6 |
| | 6 | 440 | 166 | 37.7 |
| | 7 | 607 | 231 | 38.1 |
| | 8 | 576 | 199 | 34.5 |
| | 9 | 508 | 179 | 35.2 |
| | 10 | 495 | 183 | 37.0 |
| | 11 | 282 | 79 | 28.0 |
| | 12 | 390 | 123 | 31.5 |
| | 13 | 430 | 203 | 47.2 |
| | 14 | 416 | 160 | 38.5 |
| | 15 | 458 | 214 | 46.7 |
| | 16 | 365 | 169 | 46.3 |
| | 17 | 666 | 304 | 45.6 |
| | 18 | 561 | 260 | 46.3 |

VOTER TURNOUT
2014 GENERAL ELECTION
DETAIL

| <u>LEGISLATIVE DISTRICT OR TOWN</u> | <u>ELECTION DISTRICT</u> | <u>VOTERS ELIGIBLE</u> | <u>VOTED</u> | <u>PERCENT TURNOUT</u> |
|---|------------------------------|----------------------------|--------------|----------------------------|
| Greece | | | | |
| | 19 | 482 | 199 | 41.3 |
| | 20 | 531 | 175 | 33.0 |
| | 21 | 461 | 234 | 50.8 |
| | 22 | 416 | 176 | 42.3 |
| | 23 | 737 | 337 | 45.7 |
| | 24 | 645 | 333 | 51.6 |
| | 25 | 539 | 224 | 41.6 |
| | 26 | 401 | 169 | 42.1 |
| | 27 | 801 | 297 | 37.1 |
| | 28 | 671 | 287 | 42.8 |
| | 29 | 491 | 243 | 49.5 |
| | 30 | 364 | 175 | 48.1 |
| | 31 | 390 | 192 | 49.2 |
| | 32 | 611 | 205 | 33.6 |
| | 33 | 657 | 284 | 43.2 |
| | 34 | 517 | 273 | 52.8 |
| | 35 | 510 | 264 | 51.8 |
| | 36 | 650 | 300 | 46.2 |
| | 37 | 371 | 197 | 53.1 |
| | 38 | 723 | 359 | 49.7 |
| | 39 | 370 | 178 | 48.1 |
| | 40 | 483 | 185 | 38.3 |
| | 41 | 637 | 311 | 48.8 |
| | 42 | 522 | 205 | 39.3 |
| | 43 | 523 | 229 | 43.8 |
| | 44 | 709 | 343 | 48.4 |
| | 45 | 793 | 380 | 47.9 |
| | 46 | 420 | 147 | 35.0 |
| | 47 | 527 | 246 | 46.7 |
| | 48 | 391 | 171 | 43.7 |
| | 49 | 358 | 193 | 53.9 |
| | 50 | 485 | 230 | 47.4 |
| | 51 | 327 | 154 | 47.1 |
| | 52 | 682 | 294 | 43.1 |
| | 53 | 682 | 200 | 29.3 |
| | 54 | 622 | 288 | 46.3 |
| | 55 | 393 | 210 | 53.4 |
| | 56 | 642 | 292 | 45.5 |
| | 57 | 529 | 235 | 44.4 |
| | 58 | 672 | 332 | 49.4 |
| | 59 | 596 | 114 | 19.1 |
| | 60 | 491 | 198 | 40.3 |
| | 61 | 582 | 219 | 37.6 |
| | 62 | 688 | 285 | 41.4 |
| | 63 | 638 | 275 | 43.1 |
| | 64 | 445 | 197 | 44.3 |
| | 65 | 489 | 240 | 49.1 |
| | 66 | 334 | 125 | 37.4 |
| | 67 | 452 | 235 | 52.0 |
| | 68 | 617 | 308 | 49.9 |
| | 69 | 336 | 185 | 55.1 |

VOTER TURNOUT
2014 GENERAL ELECTION
DETAIL

| <u>LEGISLATIVE DISTRICT OR TOWN</u> | <u>ELECTION DISTRICT</u> | <u>VOTERS ELIGIBLE</u> | <u>VOTED</u> | <u>PERCENT TURNOUT</u> |
|---|------------------------------|----------------------------|---------------|----------------------------|
| Greece | 70 | 1,327 | 615 | 46.3 |
| | 71 | 593 | 291 | 49.1 |
| | 72 | 639 | 328 | 51.3 |
| | 73 | 371 | 138 | 37.2 |
| | 74 | 576 | 198 | 34.4 |
| | 75 | 458 | 199 | 43.4 |
| | 76 | 390 | 216 | 55.4 |
| | 77 | 613 | 323 | 52.7 |
| | 78 | 409 | 179 | 43.8 |
| | 79 | 951 | 416 | 43.7 |
| | 80 | 669 | 341 | 51.0 |
| | 81 | 346 | 184 | 53.2 |
| | 82 | 573 | 207 | 36.1 |
| | 83 | 386 | 126 | 32.6 |
| | 84 | 630 | 303 | 48.1 |
| | 85 | 679 | 312 | 45.9 |
| | 86 | 709 | 372 | 52.5 |
| | 87 | 490 | 224 | 45.7 |
| | 88 | 535 | 248 | 46.4 |
| | 89 | 445 | 199 | 44.7 |
| | 90 | 679 | 280 | 41.2 |
| | 91 | 932 | 454 | 48.7 |
| | 92 | 885 | 364 | 41.1 |
| | 93 | 809 | 319 | 39.4 |
| | 94 | 566 | 269 | 47.5 |
| | 95 | 461 | 174 | 37.7 |
| | 96 | 681 | 303 | 44.5 |
| | 97 | 875 | 476 | 54.4 |
| | 98 | 921 | 388 | 42.1 |
| | 99 | 599 | 281 | 46.9 |
| | 100 | 799 | 371 | 46.4 |
| | 101 | 381 | 194 | 50.9 |
| | 102 | 898 | 365 | 40.6 |
| | 103 | 620 | 333 | 53.7 |
| | 104 | 612 | 315 | 51.5 |
| | 105 | 408 | 185 | 45.3 |
| | 106 | 513 | 220 | 42.9 |
| | 107 | 429 | 175 | 40.8 |
| | 108 | 406 | 208 | 51.2 |
| | 109 | 779 | 332 | 42.6 |
| Greece | | <u>60,919</u> | <u>27,166</u> | <u>44.6</u> |
| Hamlin | 1 | 573 | 235 | 41.0 |
| | 2 | 602 | 315 | 52.3 |
| | 3 | 576 | 274 | 47.6 |
| | 4 | 411 | 232 | 56.4 |
| | 5 | 527 | 253 | 48.0 |
| | 6 | 440 | 205 | 46.6 |
| | 7 | 666 | 380 | 57.1 |
| | 8 | 433 | 179 | 41.3 |

VOTER TURNOUT
2014 GENERAL ELECTION
DETAIL

| <u>LEGISLATIVE DISTRICT OR TOWN</u> | <u>ELECTION DISTRICT</u> | <u>VOTERS ELIGIBLE</u> | <u>VOTED</u> | <u>PERCENT TURNOUT</u> |
|---|------------------------------|----------------------------|---------------|----------------------------|
| Hamlin | 9 | 406 | 180 | 44.3 |
| | 10 | 613 | 331 | 54.0 |
| Hamlin | | <u>5,247</u> | <u>2,584</u> | 49.2 |
| Henrietta | 1 | 664 | 337 | 50.8 |
| | 2 | 535 | 265 | 49.5 |
| | 3 | 333 | 123 | 36.9 |
| | 4 | 628 | 306 | 48.7 |
| | 5 | 579 | 280 | 48.4 |
| | 6 | 528 | 269 | 50.9 |
| | 7 | 441 | 260 | 59.0 |
| | 8 | 523 | 253 | 48.4 |
| | 9 | 489 | 200 | 40.9 |
| | 10 | 573 | 237 | 41.4 |
| | 11 | 557 | 243 | 43.6 |
| | 12 | 487 | 238 | 48.9 |
| | 13 | 823 | 361 | 43.9 |
| | 14 | 501 | 201 | 40.1 |
| | 15 | 685 | 286 | 41.8 |
| | 16 | 441 | 180 | 40.8 |
| | 17 | 587 | 329 | 56.0 |
| | 18 | 652 | 308 | 47.2 |
| | 19 | 537 | 249 | 46.4 |
| | 20 | 765 | 372 | 48.6 |
| | 21 | 387 | 206 | 53.2 |
| | 22 | 728 | 400 | 54.9 |
| | 23 | 574 | 218 | 38.0 |
| | 24 | 632 | 290 | 45.9 |
| | 25 | 472 | 264 | 55.9 |
| | 26 | 1,036 | 549 | 53.0 |
| | 27 | 838 | 440 | 52.5 |
| | 28 | 632 | 339 | 53.6 |
| | 29 | 1,609 | 657 | 40.8 |
| | 30 | 1,210 | 540 | 44.6 |
| | 31 | 404 | 150 | 37.1 |
| | 32 | 655 | 381 | 58.2 |
| | 33 | 449 | 200 | 44.5 |
| | 34 | 412 | 148 | 35.9 |
| | 35 | 743 | 339 | 45.6 |
| Henrietta | | <u>22,109</u> | <u>10,418</u> | 47.1 |
| Irondequoit | 1 | 886 | 353 | 39.8 |
| | 2 | 398 | 211 | 53.0 |
| | 3 | 674 | 326 | 48.4 |
| | 4 | 457 | 245 | 53.6 |
| | 5 | 491 | 238 | 48.5 |
| | 6 | 719 | 430 | 59.8 |
| | 7 | 615 | 405 | 65.9 |
| | 8 | 487 | 273 | 56.1 |
| | 9 | 541 | 274 | 50.6 |

VOTER TURNOUT
2014 GENERAL ELECTION
DETAIL

| <u>LEGISLATIVE DISTRICT OR TOWN</u> | <u>ELECTION DISTRICT</u> | <u>VOTERS ELIGIBLE</u> | <u>VOTED</u> | <u>PERCENT TURNOUT</u> |
|---|------------------------------|----------------------------|--------------|----------------------------|
| Irondequoit | 10 | 475 | 323 | 68.0 |
| | 11 | 304 | 170 | 55.9 |
| | 12 | 433 | 196 | 45.3 |
| | 13 | 657 | 351 | 53.4 |
| | 14 | 634 | 350 | 55.2 |
| | 15 | 597 | 375 | 62.8 |
| | 16 | 840 | 507 | 60.4 |
| | 17 | 339 | 185 | 54.6 |
| | 18 | 529 | 264 | 49.9 |
| | 19 | 630 | 274 | 43.5 |
| | 20 | 403 | 270 | 67.0 |
| | 21 | 537 | 269 | 50.1 |
| | 22 | 524 | 303 | 57.8 |
| | 23 | 454 | 255 | 56.2 |
| | 24 | 437 | 238 | 54.5 |
| | 25 | 556 | 255 | 45.9 |
| | 26 | 499 | 188 | 37.7 |
| | 27 | 306 | 183 | 59.8 |
| | 28 | 478 | 235 | 49.2 |
| | 29 | 465 | 231 | 49.7 |
| | 30 | 454 | 255 | 56.2 |
| | 31 | 643 | 377 | 58.6 |
| | 32 | 524 | 255 | 48.7 |
| | 33 | 400 | 207 | 51.8 |
| | 34 | 750 | 408 | 54.4 |
| | 35 | 365 | 192 | 52.6 |
| | 36 | 468 | 144 | 30.8 |
| | 37 | 445 | 216 | 48.5 |
| | 38 | 391 | 148 | 37.9 |
| | 39 | 194 | 85 | 43.8 |
| | 40 | 301 | 169 | 56.1 |
| | 41 | 526 | 258 | 49.0 |
| | 42 | 499 | 306 | 61.3 |
| | 43 | 423 | 210 | 49.6 |
| | 44 | 857 | 509 | 59.4 |
| | 45 | 416 | 212 | 51.0 |
| | 46 | 528 | 251 | 47.5 |
| | 47 | 196 | 102 | 52.0 |
| | 48 | 425 | 280 | 65.9 |
| | 49 | 452 | 238 | 52.7 |
| | 50 | 489 | 155 | 31.7 |
| | 51 | 568 | 370 | 65.1 |
| | 52 | 625 | 278 | 44.5 |
| | 53 | 470 | 216 | 46.0 |
| | 54 | 195 | 81 | 41.5 |
| | 55 | 564 | 274 | 48.6 |
| | 56 | 412 | 235 | 57.0 |
| | 57 | 727 | 354 | 48.7 |
| | 58 | 639 | 272 | 42.6 |
| | 59 | 460 | 240 | 52.2 |
| | 60 | 531 | 266 | 50.1 |

VOTER TURNOUT
2014 GENERAL ELECTION
DETAIL

| LEGISLATIVE DISTRICT OR TOWN | ELECTION DISTRICT | VOTERS ELIGIBLE | VOTED | PERCENT TURNOUT |
|------------------------------------|----------------------|--------------------|--------|--------------------|
| Irondequoit | 61 | 620 | 350 | 56.5 |
| | 62 | 491 | 290 | 59.1 |
| | 63 | 401 | 199 | 49.6 |
| | 64 | 265 | 75 | 28.3 |
| | 65 | 380 | 164 | 43.2 |
| | 66 | 399 | 109 | 27.3 |
| | 67 | 406 | 207 | 51.0 |
| | 68 | 526 | 233 | 44.3 |
| Irondequoit | | 33,790 | 17,367 | 51.4 |
| Mendon | 1 | 908 | 519 | 57.2 |
| | 2 | 736 | 388 | 52.7 |
| | 3 | 841 | 462 | 54.9 |
| | 4 | 623 | 359 | 57.6 |
| | 5 | 772 | 457 | 59.2 |
| | 6 | 744 | 430 | 57.8 |
| | 7 | 804 | 475 | 59.1 |
| | 8 | 370 | 177 | 47.8 |
| | 9 | 660 | 356 | 53.9 |
| Mendon | | 6,458 | 3,623 | 56.1 |
| Ogden | 1 | 537 | 274 | 51.0 |
| | 2 | 585 | 322 | 55.0 |
| | 3 | 831 | 455 | 54.8 |
| | 4 | 576 | 319 | 55.4 |
| | 5 | 558 | 302 | 54.1 |
| | 6 | 734 | 354 | 48.2 |
| | 7 | 376 | 223 | 59.3 |
| | 8 | 734 | 319 | 43.5 |
| | 9 | 580 | 286 | 49.3 |
| | 10 | 555 | 298 | 53.7 |
| | 11 | 608 | 325 | 53.5 |
| | 12 | 785 | 362 | 46.1 |
| | 13 | 596 | 270 | 45.3 |
| | 14 | 596 | 271 | 45.5 |
| | 15 | 783 | 388 | 49.6 |
| | 16 | 410 | 205 | 50.0 |
| | 17 | 536 | 241 | 45.0 |
| | 18 | 822 | 375 | 45.6 |
| | 19 | 738 | 403 | 54.6 |
| | 20 | 708 | 378 | 53.4 |
| Ogden | | 12,648 | 6,370 | 50.4 |
| Parma | 1 | 669 | 354 | 52.9 |
| | 2 | 803 | 387 | 48.2 |
| | 3 | 579 | 285 | 49.2 |
| | 4 | 687 | 322 | 46.9 |
| | 5 | 437 | 209 | 47.8 |
| | 6 | 315 | 144 | 45.7 |
| | 7 | 602 | 313 | 52.0 |

VOTER TURNOUT
2014 GENERAL ELECTION
DETAIL

| <u>LEGISLATIVE DISTRICT OR TOWN</u> | <u>ELECTION DISTRICT</u> | <u>VOTERS ELIGIBLE</u> | <u>VOTED</u> | <u>PERCENT TURNOUT</u> |
|---|------------------------------|----------------------------|--------------|----------------------------|
| Parma | 8 | 800 | 435 | 54.4 |
| | 9 | 713 | 350 | 49.1 |
| | 10 | 670 | 339 | 50.6 |
| | 11 | 684 | 353 | 51.6 |
| | 12 | 829 | 305 | 36.8 |
| | 13 | 1,102 | 512 | 46.5 |
| | 14 | 627 | 226 | 36.0 |
| | 15 | <u>721</u> | <u>321</u> | <u>44.5</u> |
| Parma | | 10,238 | 4,855 | 47.4 |
| Penfield | 1 | 299 | 143 | 47.8 |
| | 2 | 560 | 292 | 52.1 |
| | 3 | 436 | 253 | 58.0 |
| | 4 | 756 | 413 | 54.6 |
| | 5 | 590 | 346 | 58.6 |
| | 6 | 534 | 270 | 50.6 |
| | 7 | 517 | 322 | 62.3 |
| | 8 | 556 | 259 | 46.6 |
| | 9 | 643 | 404 | 62.8 |
| | 10 | 463 | 242 | 52.3 |
| | 11 | 374 | 199 | 53.2 |
| | 12 | 567 | 341 | 60.1 |
| | 13 | 686 | 325 | 47.4 |
| | 14 | 742 | 420 | 56.6 |
| | 15 | 828 | 427 | 51.6 |
| | 16 | 270 | 176 | 65.2 |
| | 17 | 600 | 345 | 57.5 |
| | 18 | 424 | 269 | 63.4 |
| | 19 | 801 | 485 | 60.5 |
| | 20 | 689 | 393 | 57.0 |
| | 21 | 667 | 345 | 51.7 |
| | 22 | 590 | 300 | 50.8 |
| | 23 | 791 | 419 | 53.0 |
| | 24 | 773 | 430 | 55.6 |
| | 25 | 502 | 261 | 52.0 |
| | 26 | 404 | 204 | 50.5 |
| | 27 | 626 | 353 | 56.4 |
| | 28 | 542 | 244 | 45.0 |
| | 29 | 837 | 409 | 48.9 |
| | 30 | 978 | 538 | 55.0 |
| | 31 | 405 | 187 | 46.2 |
| | 32 | 396 | 204 | 51.5 |
| | 33 | 560 | 314 | 56.1 |
| | 34 | 559 | 274 | 49.0 |
| | 35 | 888 | 486 | 54.7 |
| | 36 | 573 | 303 | 52.9 |
| | 37 | 1,023 | 583 | 57.0 |
| | 38 | 423 | 231 | 54.6 |
| | 39 | 461 | 234 | 50.8 |
| | 40 | 787 | 372 | 47.3 |

VOTER TURNOUT
2014 GENERAL ELECTION
DETAIL

| LEGISLATIVE DISTRICT OR TOWN | ELECTION DISTRICT | VOTERS ELIGIBLE | VOTED | PERCENT TURNOUT |
|------------------------------------|----------------------|--------------------|--------|--------------------|
| Penfield | | | | |
| | 41 | 698 | 391 | 56.0 |
| | 42 | 573 | 280 | 48.9 |
| Penfield | | 25,391 | 13,686 | 53.9 |
| Perinton | | | | |
| | 1 | 859 | 493 | 57.4 |
| | 2 | 700 | 381 | 54.4 |
| | 3 | 468 | 304 | 65.0 |
| | 4 | 507 | 270 | 53.3 |
| | 5 | 354 | 174 | 49.2 |
| | 6 | 477 | 298 | 62.5 |
| | 7 | 627 | 391 | 62.4 |
| | 8 | 559 | 331 | 59.2 |
| | 9 | 789 | 450 | 57.0 |
| | 10 | 658 | 355 | 54.0 |
| | 11 | 420 | 240 | 57.1 |
| | 12 | 510 | 322 | 63.1 |
| | 13 | 478 | 301 | 63.0 |
| | 14 | 555 | 325 | 58.6 |
| | 15 | 661 | 311 | 47.0 |
| | 16 | 446 | 279 | 62.6 |
| | 17 | 533 | 319 | 59.8 |
| | 18 | 563 | 345 | 61.3 |
| | 19 | 529 | 308 | 58.2 |
| | 20 | 547 | 327 | 59.8 |
| | 21 | 683 | 410 | 60.0 |
| | 22 | 395 | 243 | 61.5 |
| | 23 | 830 | 459 | 55.3 |
| | 24 | 928 | 493 | 53.1 |
| | 25 | 448 | 238 | 53.1 |
| | 26 | 603 | 355 | 58.9 |
| | 27 | 448 | 279 | 62.3 |
| | 28 | 436 | 291 | 66.7 |
| | 29 | 349 | 210 | 60.2 |
| | 30 | 602 | 316 | 52.5 |
| | 31 | 679 | 396 | 58.3 |
| | 32 | 562 | 282 | 50.2 |
| | 33 | 601 | 357 | 59.4 |
| | 34 | 674 | 370 | 54.9 |
| | 35 | 505 | 265 | 52.5 |
| | 36 | 406 | 177 | 43.6 |
| | 37 | 582 | 339 | 58.2 |
| | 38 | 774 | 410 | 53.0 |
| | 39 | 715 | 380 | 53.1 |
| | 40 | 430 | 236 | 54.9 |
| | 41 | 385 | 231 | 60.0 |
| | 42 | 634 | 301 | 47.5 |
| | 43 | 1,055 | 578 | 54.8 |
| | 44 | 494 | 314 | 63.6 |
| | 45 | 928 | 508 | 54.7 |
| | 46 | 348 | 185 | 53.2 |

VOTER TURNOUT
2014 GENERAL ELECTION
DETAIL

| <u>LEGISLATIVE DISTRICT OR TOWN</u> | <u>ELECTION DISTRICT</u> | <u>VOTERS ELIGIBLE</u> | <u>VOTED</u> | <u>PERCENT TURNOUT</u> |
|---|------------------------------|----------------------------|--------------|----------------------------|
| Perinton | | | | |
| | 47 | 703 | 350 | 49.8 |
| | 48 | 495 | 278 | 56.2 |
| | 49 | 524 | 305 | 58.2 |
| | 50 | 364 | 110 | 30.2 |
| | 51 | 740 | 400 | 54.1 |
| | 52 | 625 | 320 | 51.2 |
| | 53 | 461 | 274 | 59.4 |
| | 54 | 1,017 | 552 | 54.3 |
| | 55 | 541 | 340 | 62.8 |
| | 56 | 894 | 421 | 47.1 |
| Perinton | | 33,098 | 18,497 | 55.9 |
| Pittsford | | | | |
| | 1 | 464 | 260 | 56.0 |
| | 2 | 498 | 305 | 61.2 |
| | 3 | 796 | 480 | 60.3 |
| | 4 | 677 | 417 | 61.6 |
| | 5 | 434 | 250 | 57.6 |
| | 6 | 404 | 217 | 53.7 |
| | 7 | 261 | 143 | 54.8 |
| | 8 | 545 | 328 | 60.2 |
| | 9 | 586 | 388 | 66.2 |
| | 10 | 776 | 378 | 48.7 |
| | 11 | 474 | 288 | 60.8 |
| | 12 | 551 | 331 | 60.1 |
| | 13 | 386 | 233 | 60.4 |
| | 14 | 679 | 423 | 62.3 |
| | 15 | 581 | 210 | 36.1 |
| | 16 | 482 | 254 | 52.7 |
| | 17 | 715 | 417 | 58.3 |
| | 18 | 522 | 264 | 50.6 |
| | 19 | 335 | 210 | 62.7 |
| | 20 | 593 | 344 | 58.0 |
| | 21 | 605 | 335 | 55.4 |
| | 22 | 654 | 423 | 64.7 |
| | 23 | 505 | 283 | 56.0 |
| | 24 | 669 | 409 | 61.1 |
| | 25 | 720 | 416 | 57.8 |
| | 26 | 553 | 331 | 59.9 |
| | 27 | 515 | 305 | 59.2 |
| | 28 | 507 | 290 | 57.2 |
| | 29 | 555 | 333 | 60.0 |
| | 30 | 523 | 291 | 55.6 |
| | 31 | 726 | 376 | 51.8 |
| | 32 | 585 | 354 | 60.5 |
| | 33 | 861 | 413 | 48.0 |
| | 34 | 923 | 429 | 46.5 |
| Pittsford | | 19,660 | 11,128 | 56.6 |
| Riga | | | | |
| | 1 | 914 | 490 | 53.6 |
| | 2 | 673 | 407 | 60.5 |

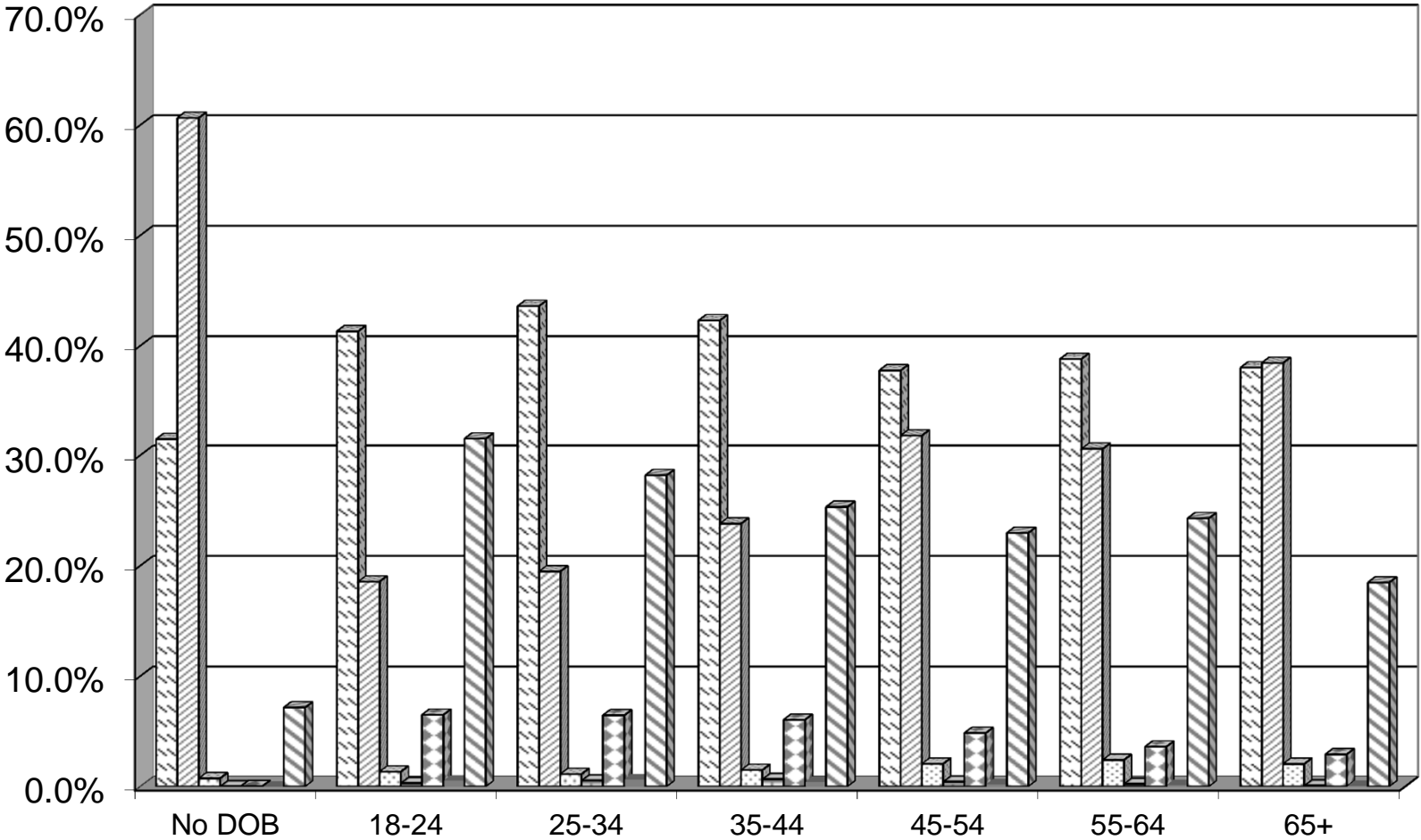
VOTER TURNOUT
2014 GENERAL ELECTION
DETAIL

| LEGISLATIVE DISTRICT OR TOWN | ELECTION DISTRICT | VOTERS ELIGIBLE | VOTED | PERCENT TURNOUT |
|------------------------------------|----------------------|--------------------|-------|--------------------|
| Riga | | | | |
| | 3 | 457 | 248 | 54.3 |
| | 4 | 656 | 328 | 50.0 |
| | 5 | 582 | 326 | 56.0 |
| | 6 | 584 | 294 | 50.3 |
| Riga | | 3,866 | 2,093 | 54.1 |
| Rush | | | | |
| | 1 | 739 | 441 | 59.7 |
| | 2 | 487 | 296 | 60.8 |
| | 3 | 660 | 418 | 63.3 |
| | 4 | 666 | 411 | 61.7 |
| Rush | | 2,552 | 1,566 | 61.4 |
| Sweden | | | | |
| | 1 | 618 | 303 | 49.0 |
| | 2 | 292 | 120 | 41.1 |
| | 3 | 725 | 312 | 43.0 |
| | 4 | 735 | 369 | 50.2 |
| | 5 | 158 | 74 | 46.8 |
| | 6 | 518 | 274 | 52.9 |
| | 7 | 577 | 337 | 58.4 |
| | 8 | 490 | 282 | 57.6 |
| | 9 | 502 | 225 | 44.8 |
| | 10 | 761 | 438 | 57.6 |
| | 11 | 242 | 97 | 40.1 |
| | 12 | 495 | 257 | 51.9 |
| Sweden | | 6,113 | 3,088 | 50.5 |
| Webster | | | | |
| | 1 | 572 | 323 | 56.5 |
| | 2 | 873 | 328 | 37.6 |
| | 3 | 662 | 389 | 58.8 |
| | 4 | 364 | 142 | 39.0 |
| | 5 | 615 | 335 | 54.5 |
| | 6 | 562 | 262 | 46.6 |
| | 7 | 685 | 353 | 51.5 |
| | 8 | 528 | 298 | 56.4 |
| | 9 | 571 | 331 | 58.0 |
| | 10 | 1,253 | 592 | 47.2 |
| | 11 | 669 | 319 | 47.7 |
| | 12 | 730 | 399 | 54.7 |
| | 13 | 535 | 288 | 53.8 |
| | 14 | 512 | 312 | 60.9 |
| | 15 | 443 | 260 | 58.7 |
| | 16 | 883 | 373 | 42.2 |
| | 17 | 585 | 307 | 52.5 |
| | 18 | 418 | 211 | 50.5 |
| | 19 | 902 | 490 | 54.3 |
| | 20 | 810 | 439 | 54.2 |
| | 21 | 781 | 355 | 45.5 |
| | 22 | 654 | 326 | 49.8 |
| | 23 | 529 | 300 | 56.7 |
| | 24 | 1,343 | 696 | 51.8 |

VOTER TURNOUT
2014 GENERAL ELECTION
DETAIL

| <u>LEGISLATIVE DISTRICT OR TOWN</u> | <u>ELECTION DISTRICT</u> | <u>VOTERS ELIGIBLE</u> | <u>VOTED</u> | <u>PERCENT TURNOUT</u> |
|---|------------------------------|----------------------------|--------------|----------------------------|
| Webster | | | | |
| | 25 | 670 | 271 | 40.4 |
| | 26 | 676 | 296 | 43.8 |
| | 27 | 672 | 352 | 52.4 |
| | 28 | 590 | 275 | 46.6 |
| | 29 | 422 | 230 | 54.5 |
| | 30 | 493 | 197 | 40.0 |
| | 31 | 771 | 373 | 48.4 |
| | 32 | 754 | 436 | 57.8 |
| | 33 | 626 | 349 | 55.8 |
| | 34 | 367 | 176 | 48.0 |
| | 35 | 391 | 229 | 58.6 |
| | 36 | 554 | 278 | 50.2 |
| | 37 | 1,003 | 520 | 51.8 |
| | 38 | 834 | 366 | 43.9 |
| | 39 | 569 | 332 | 58.3 |
| | 40 | 941 | 496 | 52.7 |
| | 41 | 793 | 395 | 49.8 |
| | 42 | 578 | 326 | 56.4 |
| | 43 | 489 | 241 | 49.3 |
| Webster | | 28,672 | 14,566 | 50.8 |
| Wheatland | | | | |
| | 1 | 563 | 305 | 54.2 |
| | 2 | 584 | 320 | 54.8 |
| | 3 | 736 | 352 | 47.8 |
| | 4 | 617 | 283 | 45.9 |
| | 5 | 670 | 387 | 57.8 |
| Wheatland | | 3,170 | 1,647 | 52.0 |
| TOWNS | | 339,544 | 170,759 | 50.3 |
| GRAND TOTAL: | | 439,534 | 205,990 | 46.9 |

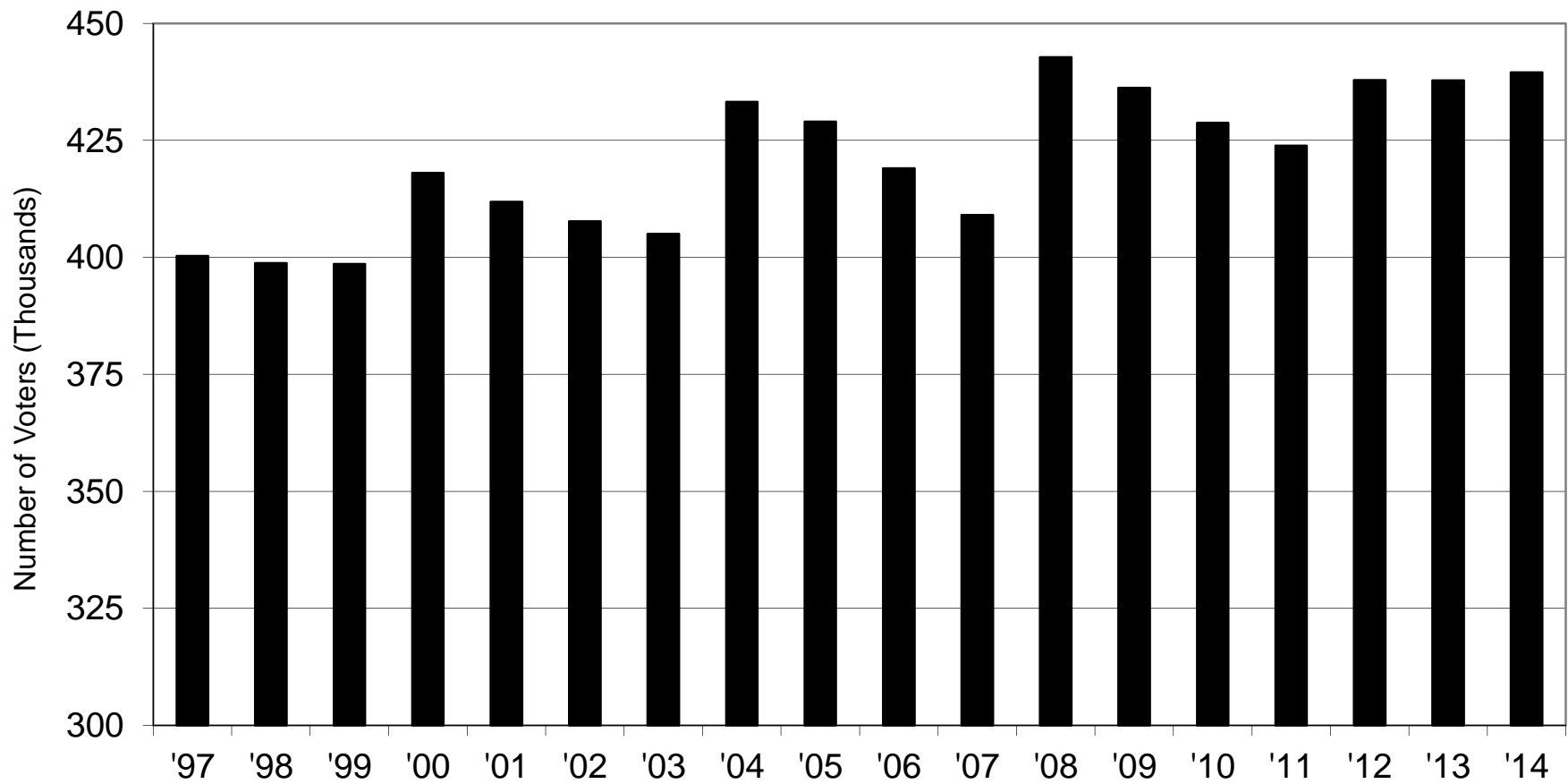
PARTY ENROLLMENT BY AGE



- Democratic
- Republican
- Conservative
- Working Families
- Independence
- Green
- Blanks

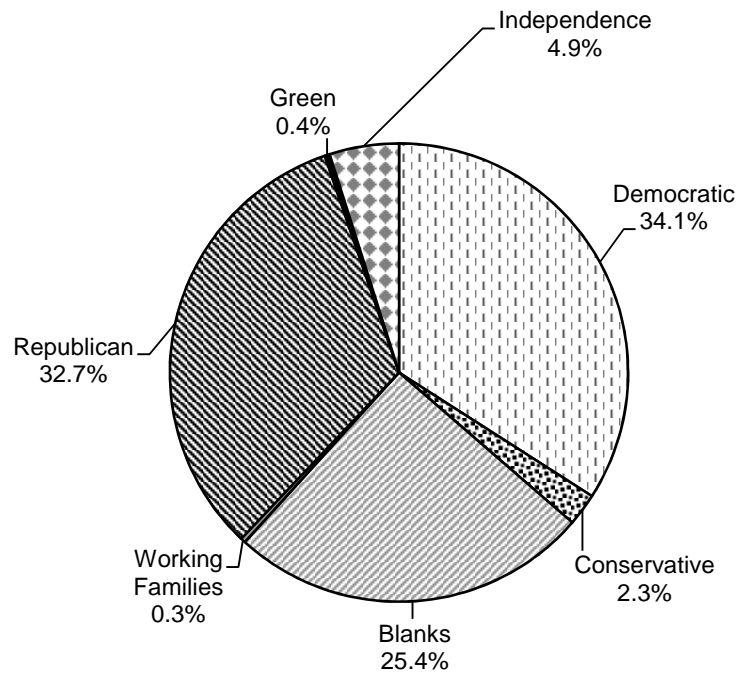
Voter Registration

for 1995 - 2014 General Elections

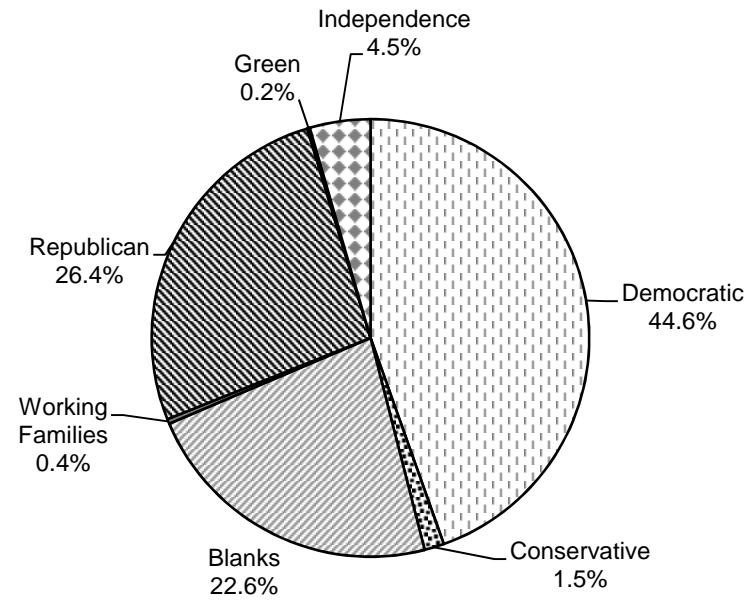


PROFILE OF PARTY ENROLLMENTS

By Gender



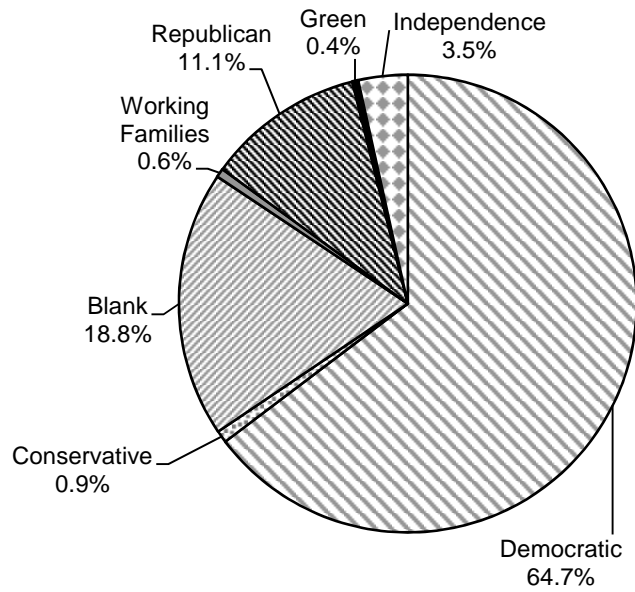
Male



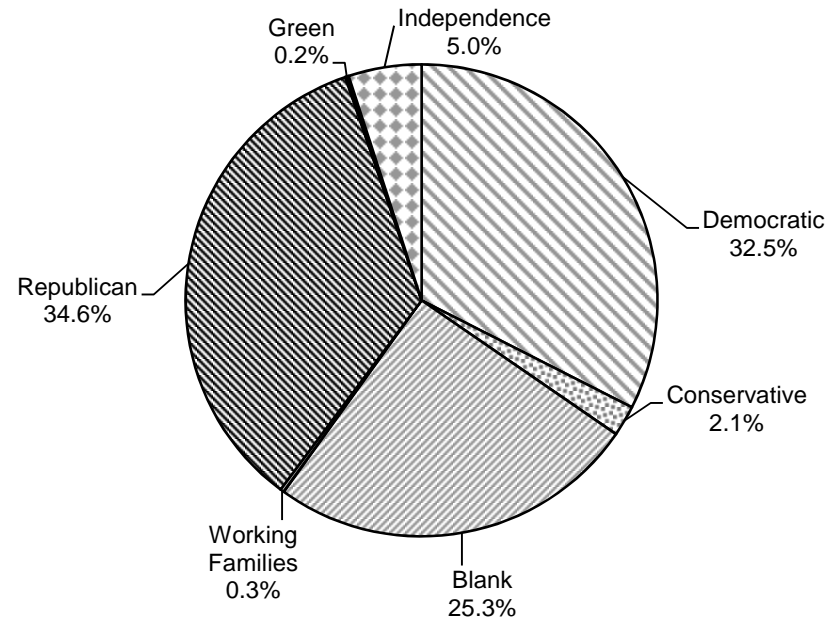
Female

PROFILE OF PARTY ENROLLMENTS

By Location

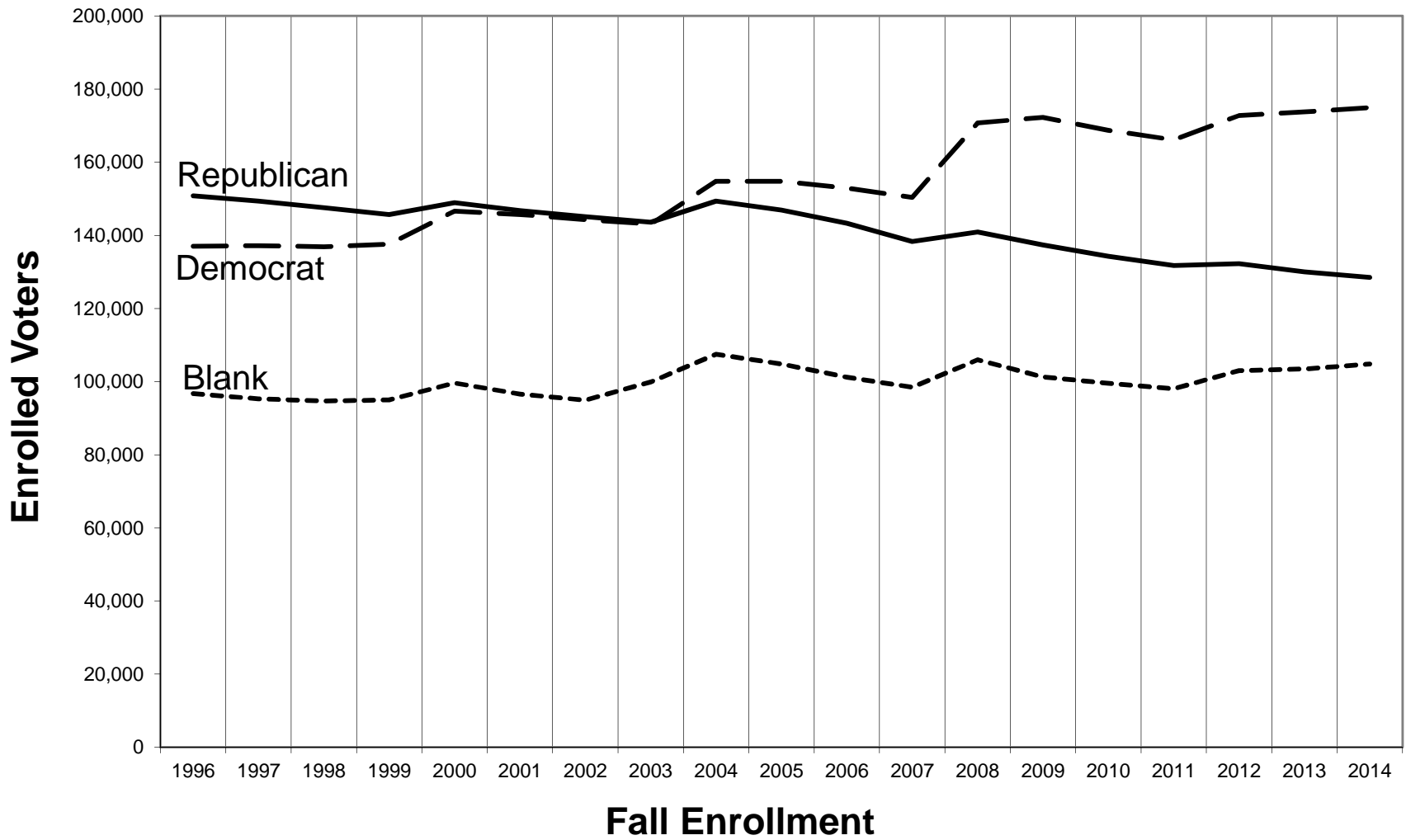


CITY



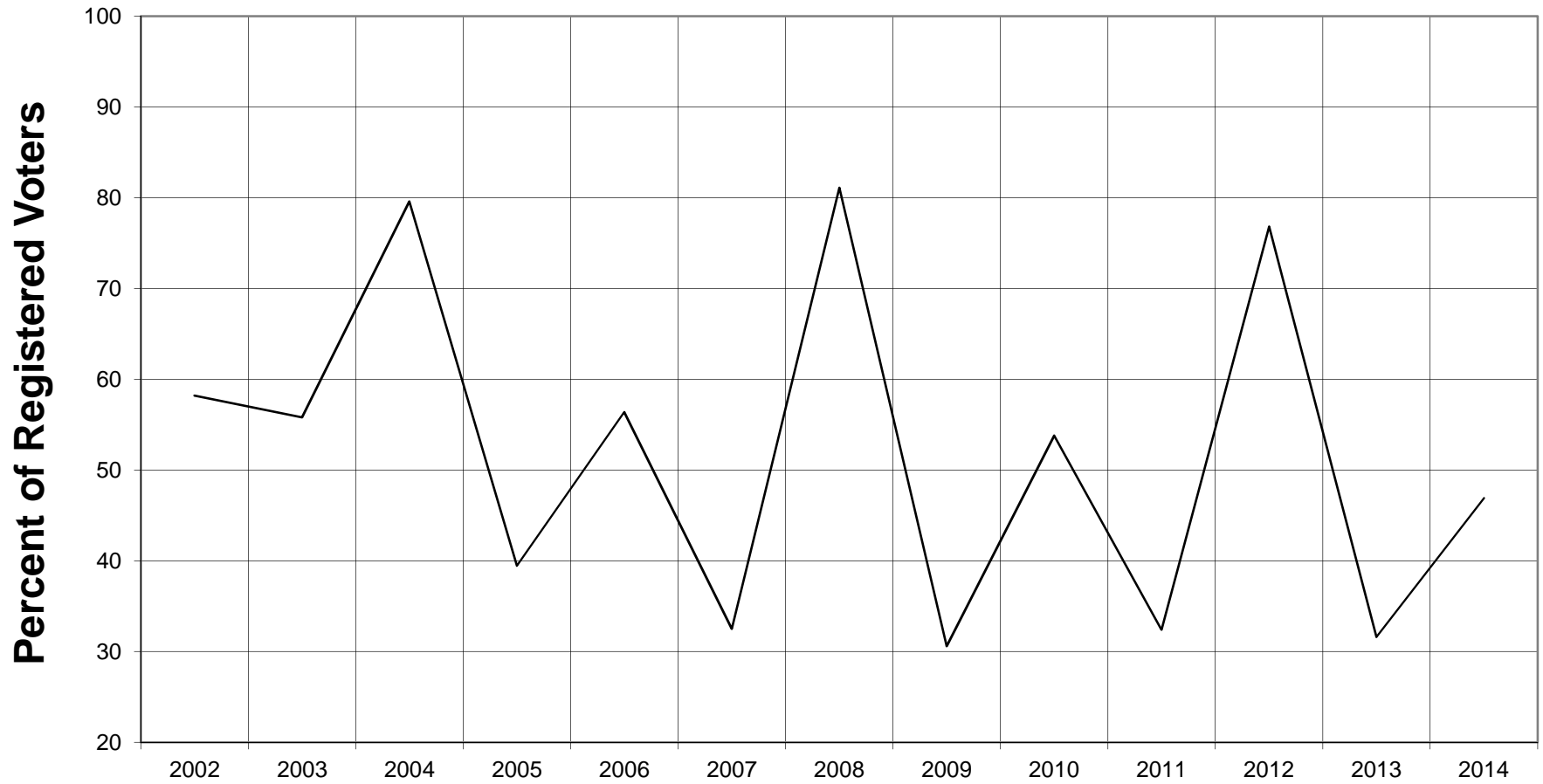
TOWNS

Party Enrollment Trends



Voter Turnout for General Election

2002 Through 2014



VOTER TURNOUT HISTORY

| Year | Registered Voters | Number Voting | Turnout |
|------|-------------------|---------------|---------|
| 2014 | 439,534 | 205,990 | 46.9% |
| 2013 | 436,978 | 138,384 | 31.7% |
| 2012 | 437,858 | 336,447 | 76.8% |
| 2011 | 423,833 | 137,514 | 32.4% |
| 2010 | 428,736 | 233,802 | 54.5% |
| 2009 | 436,090 | 133,427 | 30.6% |
| 2008 | 442,771 | 359,083 | 81.1% |
| 2007 | 409,701 | 132,973 | 32.5% |
| 2006 | 419,368 | 236,477 | 56.4% |
| 2005 | 428,643 | 169,183 | 39.5% |
| 2004 | 433,210 | 344,860 | 79.6% |
| 2003 | 405,192 | 226,044 | 55.8% |
| 2002 | 407,664 | 236,691 | 58.1% |
| 2001 | 411,870 | 180,140 | 43.7% |
| 2000 | 418,041 | 322,394 | 77.1% |
| 1999 | 398,605 | 156,007 | 39.1% |
| 1998 | 398,749 | 243,338 | 61.0% |
| 1997 | 400,304 | 175,945 | 44.0% |
| 1996 | 401,311 | 313,531 | 78.1% |
| 1995 | 370,380 | 162,805 | 44.0% |
| 1994 | 375,974 | 260,831 | 69.4% |
| 1993 | 372,647 | 171,732 | 46.1% |
| 1992 | 386,447 | 344,009 | 89.0% |
| 1991 | 332,460 | 236,403 | 71.1% |
| 1990 | 339,430 | 226,634 | 66.8% |
| 1989 | 347,479 | 184,047 | 53.0% |
| 1988 | 370,663 | 314,046 | 84.7% |
| 1987 | 329,156 | 215,370 | 65.4% |
| 1986 | 339,971 | 230,498 | 67.8% |
| 1985 | 353,149 | 154,123 | 43.6% |
| 1984 | 380,186 | 320,191 | 84.2% |
| 1983 | 348,622 | 225,376 | 64.6% |
| 1982 | 340,165 | 256,092 | 75.3% |
| 1981 | 329,075 | 194,989 | 59.3% |
| 1980 | 349,265 | 310,042 | 88.8% |
| 1979 | 307,673 | 219,752 | 71.4% |
| 1978 | 316,152 | 222,064 | 70.2% |
| 1977 | 326,078 | 207,501 | 63.6% |