



## **MONROE COUNTY BOARD OF ELECTIONS**

39 WEST MAIN STREET \* ROCHESTER, NEW YORK 14614 • (585) 753-1550  
TDD# 753-1544

PETER M. QUINN  
*COMMISSIONER*

THOMAS F. FERRARESE  
*COMMISSIONER*

DOUGLAS E. FRENCH  
*DEPUTY COMMISSIONER*

COLLEEN BEHRNDT  
*DEPUTY COMMISSIONER*

**OFFICIAL CANVASS  
OF THE  
BOARD OF CANVASSERS  
OF THE  
COUNTY OF MONROE**

**[www.monroecounty.gov/elections](http://www.monroecounty.gov/elections)**

IN RELATION TO THE VOTES GIVEN AT THE VILLAGE ELECTIONS HELD ON THE EIGHTEENTH DAY  
OF MARCH, AND THE SIXTEENTH DAY OF JUNE, THE PRIMARY ELECTION HELD ON THE  
FIFTEENTH DAY OF SEPTEMBER, AND THE GENERAL ELECTION HELD IN SAID COUNTY ON THE  
THIRD DAY OF NOVEMBER

# **2009**

## CONTENTS

Canvass of Village Election Results .....	3
Canvass of September Primary Results .....	4
Canvass of General Election Results .....	8
Seventh Judicial District Results by County.....	17
Listing of Party Abbreviations Appearing in Canvass.....	19
Text of Ballot Proposals Submitted to Voters .....	19
Party Enrollment Graph .....	20

### September 15, 2009 Primary Election Results:

Democratic – County Legislator – 18 <sup>th</sup> District(2 Year Term).....	21
Democratic – County Legislator – 21 <sup>st</sup> District(2 Year Term) .....	22
Democratic – County Legislator – 29 <sup>th</sup> District(2 Year Term).....	23
Democratic – Member of City Council - At Large .....	24
Democratic - Commissioner of Schools .....	38
Democratic – Irondequoit Supervisor .....	45
Democratic – Irondequoit Member of Town Council .....	46
Republican – Chili Supervisor .....	47
Republican – Chili Member of Town Council.....	48
Republican – Hamlin Superintendent of Highways.....	49
Republican – Mendon Member of Town Council .....	50
Republican – Parma Supervisor .....	51
Independence - County Court Judge.....	52
Independence – County Legislator – 2 <sup>nd</sup> District(2 Year Term).....	63
Independence – County Legislator – 13 <sup>th</sup> District(2 Year Term) .....	64
Independence – Irondequoit Town Justice.....	65
Independence – Mendon Town Justice .....	66
Independence – Penfield Town Justice .....	67
Independence – Pittsford Town Justice .....	68
Independence – Webster Member of Town Council .....	69
Conservative – Hamlin Superintendent of Highways.....	70
Working Families – County Court Judge .....	71

### November 3, 2009 General Election Results:

State Supreme Court Justice – 7 <sup>th</sup> Judicial District.....	82
County Court Judge .....	116
Surrogate Court Judge.....	138
Sheriff.....	159
County Legislator 2 <sup>nd</sup> District(2 Year Term).....	180
County Legislator 3 <sup>rd</sup> District(2 Year Term) .....	181
County Legislator 4 <sup>th</sup> District(2 Year Term) .....	182
County Legislator 7 <sup>th</sup> District(2 Year Term) .....	183
County Legislator 9 <sup>th</sup> District(2 Year Term) .....	184
County Legislator 13 <sup>th</sup> District(2 Year Term) .....	185
County Legislator 14 <sup>th</sup> District(2 Year Term) .....	186

## CONTENTS

County Legislator 18 <sup>th</sup> District(2 Year Term) .....	187
County Legislator 19 <sup>th</sup> District(2 Year Term) .....	188
County Legislator 20 <sup>th</sup> District(2 Year Term) .....	189
County Legislator 21 <sup>st</sup> District(2 Year Term).....	190
County Legislator 23 <sup>rd</sup> District(2 Year Term) .....	191
County Legislator 24 <sup>th</sup> District(2 Year Term) .....	192
County Legislator 25 <sup>th</sup> District(2 Year Term) .....	193
County Legislator 28 <sup>th</sup> District(2 Year Term) .....	194
County Legislator 29 <sup>th</sup> District(2 Year Term) .....	195
Mayor .....	196
City Court Judge .....	203
Member of City Council – At Large .....	209
Commissioner of Schools .....	223
Brighton Town Offices .....	233
Chili Town Offices.....	239
Clarkson Town Offices .....	245
East Rochester Town/Village Offices.....	249
Gates Town Offices.....	250
Greece Town Offices .....	254
Hamlin Town Offices.....	270
Henrietta Town Offices.....	275
Irondequoit Town Offices.....	278
Mendon Town Offices .....	287
Ogden Town Offices .....	292
Parma Town Offices .....	296
Penfield Town Offices .....	301
Perinton Town Offices .....	306
Pittsford Town Offices.....	314
Riga Town Offices .....	318
Rush Town Offices .....	324
Sweden Town Offices .....	327
Webster Town Offices .....	332
Wheatland Town Offices .....	336
State Proposal One, An Amendment - Convey Forest Preserve Land For Construction of Power Line .....	340
State Proposal Two, An Amendment – Allow Prisoners To Voluntarily Work For Nonprofit Organizations .....	362
Voter Turnout - 2009 General Election .....	383
Party Enrollment by Age .....	404
Voter Registration 1992 - 2009 .....	405
Party Enrollment by Gender .....	406
Party Enrollment by Location .....	407
Party Enrollment Trends .....	408
Voter Turnout General Elections 1997 – 2009 .....	409
Voter Turnout History.....	410

**CANVASS OF VILLAGE ELECTION RESULTS**

We, Peter M. Quinn and Thomas F. Ferrarese, Board of Elections of the County of Monroe, having canvassed the votes cast at the following elections, do hereby certify that the candidates listed below received the votes set opposite their names:

**March 18, 2009**

**CHURCHVILLE VILLAGE TRUSTEE – 4 YEAR TERM**

Aany, Scott A. Cullen .....54 Votes  
Progress, John Hartman .....55 Votes

**HONEOYE FALLS VILLAGE MAYOR – 4 YEAR TERM**

Involved Citizens, Richard B. Milne .....53 Votes

**HONEOYE FALLS VILLAGE TRUSTEE – 4 YEAR TERM**

Vibrant Downtown, Glenn N. Clark .....47 Votes  
Community First, James Alfieri .....53 Votes

**PITTSFORD VILLAGE MAYOR – 4 YEAR TERM**

Republican, Robert C. Corby .....142 Votes  
Independence, Robert C. Corby .....55 Votes

**PITTSFORD VILLAGE TRUSTEE – 4 YEAR TERM**

Democratic, Stacey H. Freed .....121 Votes  
Republican, Trip Pierson .....131 Votes  
Republican, Paula Sherwood .....142 Votes  
Independence, Trip Pierson.....32 Votes  
Independence, Paula Sherwood .....35 Votes  
Villager, Stacey H. Freed.....21 Votes

**SPENCERPORT VILLAGE MAYOR – 4 YEAR TERM**

Village Choice, Joyce A. Lobene.....424 Votes  
Peoples, Theodore E. Walker.....182 Votes

**SPENCERPORT VILLAGE TRUSTEE – 4 YEAR TERM**

Village Choice, Frederick M. Gunther.....394 Votes  
Peoples, Theodore E. Rauber.....291 Votes  
Power of the People, John Mareello .....160 Votes

**June 16, 2009**

**BROCKPORT VILLAGE MAYOR – 4 YEAR TERM**

Community Counts, Carrie L. Maziarz.....320 Votes  
The Peoples Voice, Maria C. Castaneda.....332 Votes  
Village Choice, Jo Matela.....229 Votes

**BROCKPORT VILLAGE TRUSTEE – 4 YEAR TERM**

Community Counts, Kent Blair .....436 Votes  
Community Counts, Kelly A. Smith.....447 Votes  
Next One Eighty, Bernard E. Daily. ....325 Votes  
Next One Eighty, Eric J. Gekoski .....268 Votes

**CANVASS OF PRIMARY ELECTION RESULTS**

We, Peter M. Quinn and Thomas F. Ferrarese, Board of Elections of the County of Monroe, having canvassed the votes cast at the Primary Election held in this state on the 15th day of September, 2009, do hereby certify that the following candidates received the votes set opposite their names:

**DEMOCRATIC PARTY**

**COUNTY LEGISLATOR – 18<sup>th</sup> DISTRICT(2 YEAR TERM)**

Nora L. Bredes..... 417 Votes  
Robert E. Antonitis..... 111 Votes

**COUNTY LEGISLATOR – 20<sup>th</sup> DISTRICT(2 YEAR TERM)**

Opportunity To Ballot  
-Robert Colby ..... 18 Votes  
Opportunity To Ballot  
-Jerry Kaiser ..... 10 Votes

**COUNTY LEGISLATOR – 21<sup>st</sup> DISTRICT(2 YEAR TERM)**

Janice L. Bowers ..... 230 Votes  
Carrie M. Andrews ..... 756 Votes

**COUNTY LEGISLATOR – 29<sup>th</sup> DISTRICT(2 YEAR TERM)**

Saul A. Maneiro ..... 476 Votes  
Michael A. Patterson ..... 396 Votes

**MEMBER OF CITY COUNCIL(AT LARGE)**

Norman L. Roberts ..... 1,495 Votes  
Carolee A. Conklin..... 4,311 Votes  
Matt Haag ..... 3,761 Votes  
Harry L. Davis ..... 1,210 Votes  
Loretta C. Scott..... 4,986 Votes  
Frank L. Martin, III ..... 490 Votes  
Dana K. Miller..... 3,548 Votes  
Anthony Giordano..... 799 Votes  
Thomas F. Brennan ..... 1,352 Votes  
Anita Jones ..... 765 Votes  
John F. Lightfoot ..... 2,091 Votes  
Jacklyn Ortiz..... 3,124 Votes  
Sherry Crumity ..... 837 Votes  
Gladys Santiago..... 1,837 Votes

COMMISSIONER OF SCHOOLS

Howard J. Eagle .....	1,587 Votes
Nancy Sung Shelton .....	2,613 Votes
Van H. White .....	4,172 Votes
Christopher Edes .....	681 Votes
Michael L. Mason .....	852 Votes
Cynthia A. Elliott .....	2,990 Votes
Jose A. Cruz.....	3,426 Votes

IRONDEQUOIT SUPERVISOR

Mary Ellen Heyman .....	1,389 Votes
Robert J. Ament.....	596 Votes

IRONDEQUOIT MEMBER OF TOWN COUNCIL

Gail S. Bello .....	1,333 Votes
Debbie Evans.....	1,371 Votes
Christian W. Redder .....	508 Votes
William J. McKee.....	556 Votes

REPUBLICAN PARTY

CHILI SUPERVISOR

John J. Ferlicca .....	746 Votes
David J. Dunning.....	860 Votes

CHILI MEMBER OF TOWN COUNCIL

Tracy A. DiFlorio .....	934 Votes
Mary C. Sperr .....	852 Votes
Tracy L. Logel.....	618 Votes
Dario Marchioni .....	567 Votes

HAMLIN SUPERINTENDENT OF HIGHWAYS

Steven J. Baase .....	516 Votes
Scott M. Witte .....	217 Votes

MENDON MEMBER OF TOWN COUNCIL

Karla F. Boyce.....	229 Votes
John E. Rooney.....	213 Votes
Craig R. Moffitt.....	100 Votes

PARMA SUPERVISOR

Richard A. Lemcke .....	618 Votes
Peter N. McCann .....	655 Votes

**INDEPENDENCE PARTY**

**COUNTY COURT JUDGE**

John L. DeMarco..... 529 Votes  
Brian M. McCarthy ..... 263 Votes

**COUNTY LEGISLATOR – 2<sup>nd</sup> DISTRICT(2 YEAR TERM)**

Todd W. Brindle..... 8 Votes  
Mike Rockow ..... 59 Votes  
Write In  
-Sheldon Meyers..... 24 Votes

**COUNTY LEGISLATOR – 13<sup>th</sup> DISTRICT(2 YEAR TERM)**

John Howland..... 33 Votes  
Whitney E. Carleton..... 1 Vote  
Write In  
-Mike Condello..... 65 Votes

**IRONDEQUOIT TOWN JUSTICE**

Joseph T. Genier..... 110 Votes  
Stacey M. Romeo ..... 102 Votes  
Joseph J. Valentino..... 105 Votes  
Patrick K. Russi..... 67 Votes

**MENDON SUPERVISOR**

Opportunity To Ballot  
-John Moffitt..... 12 Votes  
Opportunity To Ballot  
-Ian McNabb..... 8 Votes

**MENDON TOWN JUSTICE**

Cara M. Briggs ..... 31 Votes  
Opportunity To Ballot  
-Doug Jones ..... 7 Votes

**PENFIELD TOWN JUSTICE**

Jim Mulley..... 58 Votes  
David L. Murphy..... 23 Votes

**PITTSFORD TOWN JUSTICE**

Christopher S. Ciaccio..... 13 Votes  
John E. Bernacki, Jr..... 74 Votes

**WEBSTER MEMBER OF TOWN COUNCIL**

Tammy R. Gurowski ..... 41 Votes  
Michael J. Garbin ..... 27 Votes  
Opportunity To Ballot  
-Patricia Cataldi ..... 53 Votes  
Opportunity To Ballot  
-Barry Deane ..... 46 Votes

**CONSERVATIVE PARTY**

**HAMLIN SUPERINTENDENT OF HIGHWAYS**

Steven J. Baase ..... 26 Votes  
Opportunity To Ballot  
-Scott Witte ..... 3 Votes

**WORKING FAMILIES PARTY**

**COUNTY COURT JUDGE**

Brian M. McCarthy ..... 16 Votes  
John L. DeMarco ..... 57 Votes



## CANVASS OF GENERAL ELECTION RESULTS

We, Peter M. Quinn and Thomas F. Ferrarese, Board of Elections of the County of Monroe, having canvassed the votes cast at the General Election held in this state on the 3rd day of November, 2009, hereby certify that the following candidates received the votes set opposite their names:

### STATE SUPREME COURT JUSTICE - 7TH JUDICIAL DISTRICT

Democratic, La Marr J. Jackson .....	38,000 Votes
Democratic, Paloma A. Capanna .....	38,862 Votes
Republican-Independence-Conservative, Kenneth R. Fisher .....	72,649 Votes
Republican-Independence-Conservative, Alex R. Renzi .....	77,753 Votes

### COUNTY COURT JUDGE

Democratic, Brian M. McCarthy .....	50,412 Votes
Republican-Independence-Conservative-Working Families, John L. DeMarco.....	70,153 Votes

### SURROGATE COURT JUDGE

Republican-Independence-Conservative, Edmund A. Calvaruso.....	74,565 Votes
--	--------------

### SHERIFF

Democratic-Working Families, Daniel R. Greene.....	38,745 Votes
Republican-Independence-Conservative, Patrick M. O'Flynn.....	86,817 Votes

### COUNTY LEGISLATOR 2<sup>ND</sup> DISTRICT -2 YEAR TERM

Democratic-Working Families, Sheldon A. Meyers.....	1,430 Votes
Republican-Independence-Conservative, Mike Rockow .....	2,833 Votes

### COUNTY LEGISLATOR 3<sup>RD</sup> DISTRICT -2 YEAR TERM

Democratic-Working Families, Michele N. Weaver .....	1,539 Votes
Republican-Independence-Conservative, Mary Valerio.....	3,330 Votes

### COUNTY LEGISLATOR 4<sup>TH</sup> DISTRICT -2 YEAR TERM

Democratic-Working Families, Francis A. Muscato .....	1,942 Votes
Republican-Independence-Conservative, Steve Tucciarello .....	3,330 Votes

### COUNTY LEGISLATOR 7<sup>TH</sup> DISTRICT -2 YEAR TERM

Democratic-Working Families, Mark S. Coon .....	2,442 Votes
Republican-Independence-Conservative, Rick Antelli.....	3,395 Votes

### COUNTY LEGISLATOR 9<sup>TH</sup> DISTRICT -2 YEAR TERM

Democratic, Mel Callan.....	2,375 Votes
Republican-Independence-Conservative, Debbie Drawe .....	3,734 Votes

### COUNTY LEGISLATOR 13<sup>TH</sup> DISTRICT -2 YEAR TERM

Democratic-Independence-Working Families, Michael D. Condello .....	2,373 Votes
Republican-Conservative, John Howland.....	3,000 Votes

### COUNTY LEGISLATOR 14<sup>TH</sup> DISTRICT -2 YEAR TERM

Democratic-Independence-Working Families, Travis R. Heider .....	3,092 Votes
--	-------------

COUNTY LEGISLATOR 18<sup>TH</sup> DISTRICT -2 YEAR TERM

Democratic-Working Families, Nora L. Bredes ..... 2,139 Votes  
Republican-Independence-Conservative, Ciaran T. Hanna..... 3,487 Votes

COUNTY LEGISLATOR 19<sup>TH</sup> DISTRICT -2 YEAR TERM

Democratic-Working Families, Jo Meleca-Voigt..... 1,998 Votes  
Republican-Independence-Conservative, Jeffery L. McCann..... 3,046 Votes

COUNTY LEGISLATOR 20<sup>TH</sup> DISTRICT -2 YEAR TERM

Democratic-Republican-Independence-Conservative, Robert Colby..... 3,374 Votes

COUNTY LEGISLATOR 21<sup>ST</sup> DISTRICT -2 YEAR TERM

Democratic-Independence-Working Families, Carrie M. Andrews ..... 1,791 Votes

COUNTY LEGISLATOR 23<sup>RD</sup> DISTRICT -2 YEAR TERM

Democratic-Independence-Working Families, Paul E. Haney ..... 2,614 Votes  
Republican, Jon Maurer ..... 1,188 Votes

COUNTY LEGISLATOR 24<sup>TH</sup> DISTRICT -2 YEAR TERM

Democratic-Working Families, Harry B. Bronson ..... 2,030 Votes  
Republican-Independence-Conservative, Jackie Mendez ..... 1,086 Votes

COUNTY LEGISLATOR 25<sup>TH</sup> DISTRICT -2 YEAR TERM

Democratic, Calvin Lee ..... 1,199 Votes

COUNTY LEGISLATOR 28<sup>TH</sup> DISTRICT -2 YEAR TERM

Democratic-Working Families, Cynthia W. Kaleh..... 779 Votes

COUNTY LEGISLATOR 29<sup>TH</sup> DISTRICT -2 YEAR TERM

Democratic, Saul A. Maneiro ..... 1,010 Votes  
Working Families, Michael A. Patterson..... 155 Votes

MAYOR

Democratic-Independence, Robert J. Duffy. .... 16,065 Votes

CITY COURT JUDGE

Democratic, Thomas R. Morse. .... 12,163 Votes

MEMBER OF CITY COUNCIL – AT LARGE

Democratic, Carolee A. Conklin..... 11,741 Votes  
Democratic-Working Families, Matt Haag..... 12,181 Votes  
Democratic-Working Families, Loretta C. Scott ..... 13,220 Votes  
Democratic-Working Families, Dana K. Miller ..... 12,780 Votes  
Democratic-Working Families, Jacklyn Ortiz ..... 12,177 Votes  
Working Families, Harry L. Davis ..... 1,777 Votes

COMMISSIONER OF SCHOOLS

Democratic-Working Families, Van H. White .....	13,040 Votes
Democratic, Cynthia A. Elliott .....	7,701 Votes
Democratic, Jose A. Cruz .....	11,795 Votes
Working Families, Howard J. Eagle .....	3,371 Votes
Libertarian, Christopher Edes .....	1,723 Votes
Write In, Thomas Brennan.....	1,208 Votes

BRIGHTON SUPERVISOR

Democratic-Independence-Working Families, Sandra L. Frankel .....	4,832 Votes
---	-------------

BRIGHTON TOWN CLERK

Democratic, Susan Kramarsky.....	4,599 Votes
----------------------------------	-------------

BRIGHTON MEMBER OF TOWN COUNCIL

Democratic, Louise Novros .....	3,776 Votes
Democratic, James R. Vogel .....	4,023 Votes
Republican, David R. Rizzo .....	2,380 Votes
Republican-Conservative, Mordechai S. Rennert.....	2,412 Votes

CHILI SUPERVISOR

Democratic-Working Families, Susan M. Vandervoort .....	2,573 Votes
Republican-Independence-Conservative, David J. Dunning.....	3,269 Votes

CHILI TOWN CLERK

Republican-Independence-Conservative, Richard J. Brongo.....	4,145 Votes
--	-------------

CHILI TOWN JUSTICE

Republican-Independence-Conservative, Melvin L. Olver .....	3,897 Votes
---	-------------

CHILI MEMBER OF TOWN COUNCIL

Democratic-Working Families, Heath E. Miller .....	2,166 Votes
Democratic-Working Families, Dario Marchioni.....	2,072 Votes
Republican-Independence-Conservative, Tracy A. DiFlorio .....	3,496 Votes
Republican-Independence-Conservative, Mary C. Sperr .....	3,475 Votes

CLARKSON SUPERVISOR

Democratic-Common Sense, John S. Lemke .....	585 Votes
Republican-Independence-Conservative, Paul M. Kimball .....	825 Votes

CLARKSON TOWN JUSTICE

Republican-Independence-Conservative, Allyn S. Hammel .....	1,014 Votes
---	-------------

CLARKSON MEMBER OF TOWN COUNCIL

Democratic, Thomas A. Trapp.....	501 Votes
Republican-Independence-Conservative, Allan T. Hoy .....	894 Votes
Republican-Independence-Conservative, Patrick M. Didas .....	999 Votes

CLARKSON SUPERINTENDENT OF HIGHWAYS

Republican-Independence-Conservative, David J. Goodwin ..... 1,073 Votes

EAST ROCHESTER VILLAGE TRUSTEE

Democratic-Working Families, Herman L. Parson ..... 520 Votes

Democratic, Patrick L. Coval ..... 480 Votes

Republican-Independence-Conservative, Michael J. Flanigan ..... 818 Votes

Republican-Conservative, Ted Conners ..... 828 Votes

GATES SUPERVISOR

Democratic-Working Families, Mark A. McIntee..... 2,094 Votes

Republican-Independence-Conservative, Mark W. Assini..... 3,832 Votes

GATES TOWN JUSTICE

Democratic-Working Families, David R. Mundt ..... 2,137 Votes

Republican-Independence-Conservative, Peter P. Papatelli ..... 3,535 Votes

GATES MEMBER OF TOWN COUNCIL

Democratic-Working Families, Donald B. Hunter ..... 2,079 Votes

Democratic-Independence-Working Families, Susan I. Swanton ..... 2,516 Votes

Republican-Independence-Conservative, Elaine P. Tette..... 3,575 Votes

Republican-Conservative, Frank Allkofer ..... 3,210 Votes

GREECE SUPERVISOR

Democratic-Working Families, Dan Maloney..... 10,389 Votes

Republican-Independence-Conservative, John T. Auberger ..... 10,791 Votes

GREECE TOWN JUSTICE

Democratic-Working Families, William King ..... 6,735 Votes

Democratic-Working Families, Deborah A. Indivino ..... 7,341 Votes

Republican-Independence-Conservative, Gino M. Nitti ..... 11,672 Votes

Republican-Independence-Conservative, Vincent B. Campbell ..... 12,600 Votes

GREECE MEMBER OF TOWN COUNCIL - 1ST WARD

Democratic-Working Families, Karen P. Lee-Byfield ..... 1,552 Votes

Republican-Conservative, Shannon J. O’Keefe ..... 2,928 Votes

Independence, Walter J. Schiemann ..... 193 Votes

GREECE MEMBER OF TOWN COUNCIL - 2ND WARD

Democratic-Working Families, Joseph Moscato..... 2,040 Votes

Republican-Independence-Conservative, Bob Bilsky ..... 2,812 Votes

GREECE MEMBER OF TOWN COUNCIL - 3RD WARD

Democratic-Working Families, Shawn A. Lavin ..... 1,940 Votes

Republican-Conservative, Andrew J. Conlon..... 2,221 Votes

Independence, Lili Vega ..... 176 Votes

GREECE MEMBER OF TOWN COUNCIL - 4TH WARD

Democratic-Working Families, Karl E. Nielsen..... 1,919 Votes  
Republican-Independence-Conservative, Kirk A. Morris ..... 3,271 Votes

GREECE RECEIVER OF TAXES

Democratic-Working Families, Kathleen M. Trimmer ..... 6,617 Votes  
Republican-Independence-Conservative, Kathleen A. Taylor ..... 13,386 Votes

HAMLIN SUPERVISOR

Republican-Independence-Conservative, Peter P. Terry ..... 1,331 Votes

HAMLIN TOWN JUSTICE

Republican-Conservative, Richard W. Moffett ..... 1,276 Votes

HAMLIN MEMBER OF TOWN COUNCIL

Democratic-Independence-Working Families, Rodney W. Zulkosky..... 598 Votes  
Democratic-Working Families, Tommy E. Jensen..... 632 Votes  
Republican-Conservative, Craig A. Goodrich..... 1,061 Votes  
Republican-Conservative, Paul S. Rath..... 1,022 Votes

HAMLIN SUPERINTENDENT OF HIGHWAYS

Republican-Conservative, Steven J. Baase..... 1,401 Votes  
A Better Choice For Hamlin, Clayton J. Champion ..... 165 Votes

HENRIETTA SUPERVISOR

Democratic, William F. Wu..... 1,345 Votes  
Republican-Independence-Conservative, Michael B. Yudelson ..... 4,664 Votes  
Bright Future, Jeffrey P. Kueppers ..... 382 Votes

HENRIETTA MEMBER OF TOWN COUNCIL

Democratic, Michael T. Porter ..... 1,777 Votes  
Democratic, Julie Behlok..... 2,140 Votes  
Republican-Independence-Conservative, Jack W. Moore..... 4,236 Votes  
Republican-Independence-Conservative, Janet B. Zinck..... 4,114 Votes

IRONDEQUOIT SUPERVISOR

Democratic, Mary Ellen Heyman ..... 5,564 Votes  
Republican-Independence-Conservative, Mary Joyce D'Aurizio ..... 6,380 Votes

IRONDEQUOIT TOWN JUSTICE

Democratic-Independence-Working Families, Joseph J. Valentino..... 5,798 Votes  
Democratic-Independence-Conservative, Joseph T. Genier..... 7,123 Votes  
Republican-Conservative, Stacey M. Romeo ..... 5,545 Votes  
Republican, Patrick K. Russi ..... 4,484 Votes

IRONDEQUOIT MEMBER OF TOWN COUNCIL

Democratic, Gail S. Bello .....	4,785 Votes
Democratic-Independence, Debbie Evans .....	5,502 Votes
Republican-Independence-Conservative, Paul A. Marasco .....	6,331 Votes
Republican-Conservative, Deborah G. Essley .....	5,896 Votes

MENDON SUPERVISOR

Democratic, Ian K. McNabb .....	1,024 Votes
Republican-Independence-Conservative, John D. Moffitt .....	1,373 Votes

MENDON TOWN CLERK

Republican-Conservative, James P. Merzke .....	1,606 Votes
--	-------------

MENDON TOWN JUSTICE

Democratic, Douglas Jones .....	1,022 Votes
Republican-Independence-Conservative, Cara M. Briggs .....	1,332 Votes

MENDON MEMBER OF TOWN COUNCIL

Democratic-Independence, Thomas P. Dooley .....	1,053 Votes
Democratic-Independence, Moe Bickweat .....	1,212 Votes
Republican-Conservative, Karla F. Boyce .....	1,277 Votes
Republican-Conservative, John E. Rooney .....	1,162 Votes

MENDON SUPERINTENDENT OF HIGHWAYS

Republican-Conservative, William E. Smith .....	1,549 Votes
---	-------------

OGDEN SUPERVISOR

Republican-Independence-Conservative, Gay H. Lenhard .....	2,098 Votes
--	-------------

OGDEN TOWN JUSTICE

Republican-Independence-Conservative, David A. Murante .....	2,095 Votes
--	-------------

OGDEN MEMBER OF TOWN COUNCIL

Republican-Independence-Conservative, Thomas J. Uschold. ....	2,065 Votes
Republican-Independence-Conservative, Thomas J. Cole. ....	2,095 Votes

OGDEN SUPERINTENDENT OF HIGHWAYS

Republican-Independence-Conservative, David H. Widger .....	2,089 Votes
---	-------------

PARMA SUPERVISOR

Republican, Peter N. McCann .....	1,905 Votes
Independence-Conservative, Richard A. Lemcke .....	1,750 Votes

PARMA TOWN CLERK

Republican-Independence-Conservative, Donna K. Curry .....	2,960 Votes
--	-------------

PARMA TOWN JUSTICE

Republican-Independence-Conservative, James E. Maley, Jr. ....	2,778 Votes
--	-------------

PARMA MEMBER OF TOWN COUNCIL

Democratic, Matthew J. Flagg .....	1,071 Votes
Republican-Conservative, James Roose .....	2,134 Votes
Republican-Independence-Conservative, Carmey R. Carmestro .....	2,763 Votes

PARMA SUPERINTENDENT OF HIGHWAYS

Republican-Conservative, Brian F. Speer.....	2,747 Votes
--	-------------

PENFIELD SUPERVISOR

Democratic-Working Families, Margaret H. Trevett .....	3,003 Votes
Republican-Independence-Conservative, Tony LaFountain .....	4,410 Votes
Open, Steve Nazarian .....	1,237 Votes

PENFIELD TOWN CLERK

Democratic, Robyn S. Miller .....	3,226 Votes
Republican-Independence-Conservative, Amy M. Steklrof .....	5,087 Votes

PENFIELD TOWN JUSTICE

Democratic, David L. Murphy .....	3,278 Votes
Republican-Independence-Conservative, Jim Mulley .....	5,019 Votes

PENFIELD MEMBER OF TOWN COUNCIL

Democratic-Working Families, Lynne M. Crawford .....	3,528 Votes
Democratic-Working Families, John K. Albright.....	3,892 Votes
Republican-Conservative, Paula C. Metzler.....	4,648 Votes
Republican-Independence-Conservative, Andy Moore.....	4,248 Votes

PERINTON SUPERVISOR

Democratic, Susan L. Davis.....	2,444 Votes
Republican-Independence-Conservative, James E. Smith .....	7,304 Votes

PERINTON TOWN CLERK

Democratic-Working Families, Nora E. Tuthill-Glueck .....	3,032 Votes
Republican-Independence-Conservative, Jennifer A. West .....	6,513 Votes

PERINTON TOWN JUSTICE

Democratic-Working Families, Jane M. Gabriele .....	3,261 Votes
Republican-Independence-Conservative, Michael H. Arnold.....	6,266 Votes

PERINTON MEMBER OF TOWN COUNCIL

Democratic, Kevin P. Gorman.....	3,283 Votes
Democratic, Nancy D. Hessler.....	3,240 Votes
Republican-Independence-Conservative, Peg S. Havens .....	6,115 Votes
Republican-Independence-Conservative, Patricia S. Knapp .....	6,547 Votes

PITTSFORD SUPERVISOR

Democratic, Michael L. Slade .....	1,692 Votes
Republican-Independence-Conservative, William A. Carpenter .....	4,366 Votes

PITTSFORD TOWN JUSTICE

Democratic, Christopher S. Ciaccio ..... 2,325 Votes  
Republican-Independence-Conservative, John E. Bernacki, Jr. .... 3,694 Votes

PITTSFORD MEMBER OF TOWN COUNCIL

Democratic, Linda G. Kelly ..... 2,040 Votes  
Democratic-Working Families, Neil J. Doran ..... 2,159 Votes  
Republican-Independence-Conservative, Jared C. Lusk ..... 3,909 Votes  
Republican-Independence-Conservative, Sandra F. Zutes ..... 3,731 Votes

RIGA SUPERVISOR

Democratic-Citizens of Riga, Steven R. Randall ..... 647 Votes  
Republican-Independence-Conservative, Robert E. Ottley ..... 899 Votes

RIGA TOWN CLERK

Republican-Independence-Conservative, Kimberly A. Pape ..... 1,151 Votes

RIGA TOWN JUSTICE

Republican-Conservative, Joseph J. Steinwachs ..... 1,100 Votes

RIGA MEMBER OF TOWN COUNCIL

Democratic-Citizens of Riga, Edward A. Pelo ..... 573 Votes  
Democratic-Citizens of Riga, Sheryl A. Hunt ..... 625 Votes  
Republican-Independence-Conservative, Deborah S. Campanella ..... 899 Votes  
Republican-Conservative, James M. Fodge ..... 874 Votes

RIGA SUPERINTENDENT OF HIGHWAYS

Democratic-Citizens of Riga, Thomas P. Klafehn ..... 872 Votes  
Republican-Independence-Conservative-Working Families, Kenneth J. Kuter ..... 708 Votes

RUSH SUPERVISOR

Republican-Independence-Conservative, William R. Udicious ..... 635 Votes

RUSH MEMBER OF TOWN COUNCIL

Democratic-Improving Balance, Lisa A. Sluberski ..... 547 Votes  
Democratic-Improving Balance, Susan J. Woolaver ..... 463 Votes  
Republican-Independence-Conservative, William A. Riepe ..... 495 Votes  
Republican-Independence-Conservative, Donald F. Knab, Jr. .... 475 Votes

SWEDEN SUPERVISOR

Republican-Independence-Conservative, John H. Milner ..... 1,524 Votes

SWEDEN TOWN CLERK

Republican-Independence-Conservative, Karen M. Sweeting ..... 1,555 Votes

SWEDEN TOWN JUSTICE

Republican-Independence-Conservative, William J. Cody ..... 1,540 Votes



SWEDEN MEMBER OF TOWN COUNCIL-4 YEAR TERM

Democratic, Orlando F. Benzan.....	802 Votes
Democratic, Caurie A. Putnam .....	786 Votes
Republican-Independence-Conservative, Danielle L. Windus-Cook.....	1,305 Votes
Republican-Independence-Conservative, Robert A. Carges .....	1,242 Votes

SWEDEN MEMBER OF TOWN COUNCIL-2 YEAR TERM

Republican-Conservative, Michael C. Myers.....	1,424 Votes
--	-------------

WEBSTER SUPERVISOR

Democratic-Working Families, Patrick P. Christopher .....	2,724 Votes
Republican-Independence-Conservative, Ronald W. Nesbitt .....	5,581 Votes

WEBSTER TOWN JUSTICE

Republican-Independence-Conservative, Thomas J. DiSalvo.....	6,129 Votes
--	-------------

WEBSTER MEMBER OF TOWN COUNCIL

Democratic-Working Families, Tammy R. Gurowski.....	3,273 Votes
Democratic-Working Families, Michael J. Garbin.....	2,653 Votes
Republican-Independence-Conservative, Barry A. Deane .....	5,126 Votes
Republican-Independence-Conservative, Patricia T. Cataldi.....	5,244 Votes

WHEATLAND SUPERVISOR

Republican-Independence-Conservative, Linda M. Dobson.....	767 Votes
--	-----------

WHEATLAND TOWN JUSTICE

Republican-Independence-Conservative, Timothy Hallock.....	847 Votes
--	-----------

WHEATLAND MEMBER OF TOWN COUNCIL

Republican-Independence-Conservative, Edward Shero .....	648 Votes
Republican-Independence-Conservative, Henry W. Williams, Jr.....	673 Votes
Write In, Timothy Davis .....	404 Votes

WHEATLAND SUPERINTENDENT OF HIGHWAYS

Republican-Independence-Conservative, Howard C. Hazelton .....	853 Votes
--	-----------

PROPOSAL NUMBER ONE, AN AMENDMENT  
CONVEY FOREST PRESERVE LAND FOR CONSTRUCTION OF POWER LINE

Yes .....	54,543 Votes
No.....	19,932 Votes

PROPOSAL NUMBER TWO, AN AMENDMENT  
ALLOW PRISONERS TO VOLUNTARILY WORK FOR NONPROFIT ORGANIZATIONS

Yes .....	50,053 Votes
No.....	26,191 Votes

**SEVENTH JUDICIAL DISTRICT  
RESULTS OF NOVEMBER 3, 2009 GENERAL ELECTION BY COUNTY**

**La Marr J. Jackson**

---

<u>County</u>	<u>Democratic</u>
Cayuga	3,867
Livingston	2,073
Monroe	38,000
Ontario	4,318
Seneca	2,053
Steuben	3,752
Wayne	3,007
Yates	1,110
	-----
Totals	58,180

**Paloma A. Capanna**

---

<u>County</u>	<u>Democratic</u>
Cayuga	4,331
Livingston	2,094
Monroe	38,862
Ontario	5,120
Seneca	2,610
Steuben	4,044
Wayne	3,955
Yates	1,223
	-----
Totals	62,239

**Kenneth R. Fisher**

---

<u>County</u>	<u>Republican</u>	<u>Independence</u>	<u>Conservative</u>
Cayuga	5,790	752	1,380
Livingston	4,751	410	772
Monroe	51,713	6,820	14,116
Ontario	8,335	919	1,682
Seneca	3,909	474	526
Steuben	9,176	655	984
Wayne	7,723	665	1,840
Yates	2,752	298	407
	-----	-----	-----
Totals	94,149	10,993	21,707

**SEVENTH JUDICIAL DISTRICT  
RESULTS OF NOVEMBER 3, 2009 GENERAL ELECTION BY COUNTY**

**Alex R. Renzi**

---

<u>County</u>	<u>Republican</u>	<u>Independence</u>	<u>Conservative</u>
Cayuga	5,517	723	1,365
Livingston	4,739	393	772
Monroe	55,652	7,596	14,505
Ontario	8,008	841	1,656
Seneca	3,321	413	508
Steuben	8,293	625	1,011
Wayne	7,495	646	1,869
Yates	2,391	254	373
	-----	-----	-----
Totals	95,416	11,491	22,059

**PARTY ABBREVIATIONS APPEARING IN CANVASS**

BCH	.....	A Better Choice for Hamlin
BF	.....	Bright Future
CON	.....	Conservative
COR	.....	Citizens of Riga
CS	.....	Common Sense
DEM	.....	Democratic
IB	.....	Improving Balance
IND	.....	Independence
LBT	.....	Libertarian
OP	.....	Open
REP	.....	Republican
WOR	.....	Working Families
W-IN	.....	Write In

**TEXT OF PROPOSALS SUBMITTED TO THE VOTERS**

November 3, 2009

**PROPOSAL NUMBER ONE, AN AMENDMENT**

*Amendment to section 1 of article 14 of the Constitution, in relation to the use of certain forest preserve lands by National Grid to construct a 46 kV power line along State Route 56 in St. Lawrence County.*

The proposed amendment would authorize the Legislature to convey up to six acres of forest preserve land along State Route 56 in St. Lawrence County to National Grid for construction of a power line. In exchange, National Grid would convey to the State at least 10 acres of forest land in St. Lawrence County, to be incorporated into the forest preserve. The land to be conveyed by National Grid to the State must be at least equal in value to the land conveyed to National Grid by the State. Shall the proposed amendment be approved?

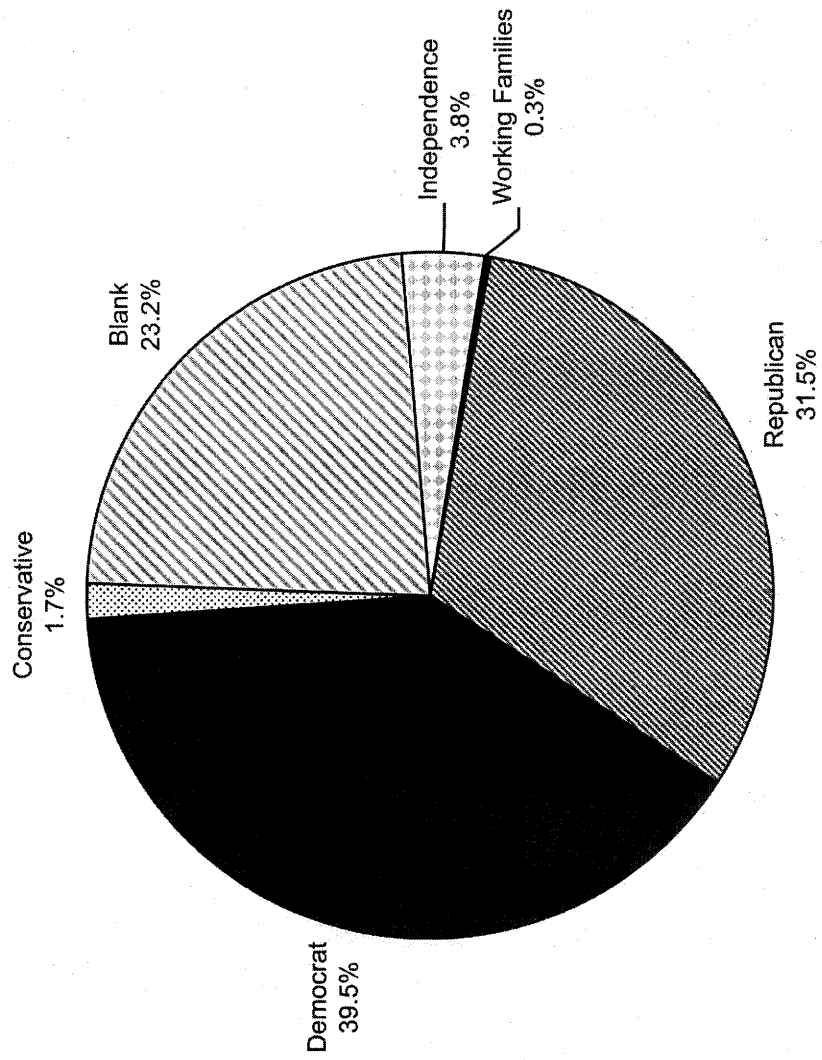
**PROPOSAL NUMBER TWO, AN AMENDMENT**

*Amendment to article 3 of the Constitution, in relation to authorizing the Legislature to allow prisoners to voluntarily perform work for nonprofit organizations.*

The proposed amendment would authorize the Legislature to pass legislation to permit inmates in state and local correctional facilities to perform work for nonprofit organizations. Shall the proposed amendment be approved?

# PROFILE OF PARTY ENROLLMENT

County of Monroe



COUNTY LEGISLATOR  
18TH DISTRICT  
2 YEAR TERM  
DEMOCRATIC PRIMARY

LEGISLATIVE DISTRICT OR TOWN	ELECTION DISTRICT	TOTAL VOTERS	NORA L. BREDES  3A	ROBERT E. ANTONITIS  4A	SCATTER
Perinton	1/45	32	28	4	0
	2	39	32	7	0
	3/32/35/52	58	43	14	0
	8/27/33/53	69	48	20	0
	12/16/18/22	55	47	7	0
	13/55	32	24	7	0
	15/26/40	47	36	10	0
	17/44	53	37	16	0
	20	32	28	3	0
	21/29/41	30	22	8	0
	23	11	10	0	0
	28/49/51	33	26	6	0
	46	0	0	0	0
Perinton		<u>491</u>	<u>381</u>	<u>102</u>	<u>0</u>
Pittsford	21	<u>53</u>	<u>36</u>	<u>9</u>	<u>0</u>
Pittsford		<u>53</u>	<u>36</u>	<u>9</u>	<u>0</u>
GRAND TOTAL:		<u><u>544</u></u>	<u><u>417</u></u>	<u><u>111</u></u>	<u><u>0</u></u>

COUNTY LEGISLATOR  
21ST DISTRICT  
2 YEAR TERM  
DEMOCRATIC PRIMARY

LEGISLATIVE DISTRICT OR TOWN	ELECTION DISTRICT	TOTAL VOTERS	JANICE L. BOWERS  3A	CARRIE M. ANDREWS  4A	SCATTER
Leg. Dist. 21	1/24	118	17	92	0
	2/10	118	15	84	0
	3/4/15	109	20	78	0
	5/16/23/32	89	16	63	0
	6	59	17	27	0
	7	68	5	56	0
	8/17/28	68	17	43	0
	9	36	7	21	0
	11	26	6	13	0
	12	38	3	29	0
	13	26	5	16	0
	14	79	15	47	0
	18	33	6	19	0
	19/21	65	20	36	0
	20/33	49	5	38	0
	22	32	11	15	0
	25/27	71	22	39	0
	26	42	13	19	0
	29/30	22	8	9	0
	31/34	16	2	12	0
GRAND TOTAL:		1,164	230	756	0

COUNTY LEGISLATOR  
29TH DISTRICT  
2 YEAR TERM  
DEMOCRATIC PRIMARY

LEGISLATIVE DISTRICT OR TOWN	ELECTION DISTRICT	TOTAL VOTERS	SAUL A. MANEIRO  3A	MICHAEL A. PATTERSON  4A	SCATTER
Leg. Dist. 29	1/20	59	20	29	0
	2/26	62	17	36	0
	3/8/9	117	66	35	0
	4/6	78	40	27	0
	5/7/10	90	40	35	0
	11/14	73	49	22	0
	12/17/24	88	43	31	0
	13/15	85	37	34	0
	16/19	61	25	26	0
	18	41	22	18	0
	21	47	28	14	0
	22	72	28	32	0
	23	73	31	34	0
	25	60	30	19	0
	27	4	0	4	0
GRAND TOTAL:		<u>1,010</u>	<u>476</u>	<u>396</u>	<u>0</u>



MEMBER OF CITY COUNCIL - (AT LARGE)  
 DEMOCRATIC PRIMARY  
 (VOTE FOR 5)  
 PART 1 OF 2  
 SUMMARY

LEGISLATIVE DISTRICT OR TOWN	TOTAL VOTERS	NORMAN L. ROBERTS	CAROLEE A. CONKLIN	MATT HAAG	HARRY L. DAVIS	LORETTA C. SCOTT	FRANK L. MARTIN, III	DANA K. MILLER
		5A	6A	7A	8A	9A	10A	11A
Leg. Dist. 06	535	17	72	51	12	58	11	48
Leg. Dist. 07	490	26	59	42	18	51	6	21
Leg. Dist. 21	5,820	181	628	633	163	719	87	545
Leg. Dist. 22	2,980	196	262	203	149	422	42	173
Leg. Dist. 23	5,790	92	880	886	96	765	31	701
Leg. Dist. 24	3,465	82	486	485	98	411	37	398
Leg. Dist. 25	5,450	272	560	440	221	744	96	498
Leg. Dist. 26	1,715	68	225	168	54	200	18	150
Leg. Dist. 27	5,325	263	552	380	163	751	64	591
Leg. Dist. 28	2,120	112	207	160	91	262	30	135
Leg. Dist. 29	5,050	186	380	313	145	603	68	288
GRAND TOTAL:	<u>38,740</u>	<u>1,495</u>	<u>4,311</u>	<u>3,761</u>	<u>1,210</u>	<u>4,986</u>	<u>490</u>	<u>3,548</u>

MEMBER OF CITY COUNCIL - (AT LARGE)  
 DEMOCRATIC PRIMARY  
 (VOTE FOR 5)  
 PART 2 OF 2  
 SUMMARY

LEGISLATIVE DISTRICT OR TOWN	TOTAL VOTERS	ANTHONY GIORDANO	THOMAS F. BRENNAN	ANITA JONES	JOHN F. LIGHTFOOT	JACKLYN ORTIZ	SHERRY CRUMITY	GLADYS SANTIAGO	SCATTER
		12A	13A	14A	15A	16A	17A	18A	
Leg. Dist. 06	535	18	38	8	13	60	14	25	3
Leg. Dist. 07	490	19	23	12	21	29	28	26	0
Leg. Dist. 21	5,820	146	221	136	283	497	116	271	0
Leg. Dist. 22	2,980	59	45	78	234	192	54	169	0
Leg. Dist. 23	5,790	85	217	50	95	750	65	182	2
Leg. Dist. 24	3,465	45	180	38	96	367	74	112	2
Leg. Dist. 25	5,450	100	152	114	420	322	146	244	1
Leg. Dist. 26	1,715	37	122	33	73	135	37	86	0
Leg. Dist. 27	5,325	96	140	116	416	304	171	286	1
Leg. Dist. 28	2,120	61	84	48	123	130	35	115	0
Leg. Dist. 29	5,050	133	130	132	317	338	97	321	0
GRAND TOTAL:	<u>38,740</u>	<u>799</u>	<u>1,352</u>	<u>765</u>	<u>2,091</u>	<u>3,124</u>	<u>837</u>	<u>1,837</u>	<u>9</u>

MEMBER OF CITY COUNCIL - (AT LARGE)  
 DEMOCRATIC PRIMARY  
 (VOTE FOR 5)  
 PART 1 OF 2  
 DETAIL

LEGISLATIVE DISTRICT OR TOWN	ELECTION DISTRICT	TOTAL VOTERS	NORMAN L. ROBERTS	CAROLEE A. CONKLIN	MATT HAAG	HARRY L. DAVIS	LORETTA C. SCOTT	FRANK L. MARTIN, III	DANA K. MILLER
			5A	6A	7A	8A	9A	10A	11A
Leg. Dist. 06									
	1/4/5	350	10	51	38	6	47	5	35
	2/3	120	5	11	10	3	6	4	9
	6	65	2	10	3	3	5	2	4
		<u>535</u>	<u>17</u>	<u>72</u>	<u>51</u>	<u>12</u>	<u>58</u>	<u>11</u>	<u>48</u>
Leg. Dist. 06									
Leg. Dist. 07									
	1	140	2	24	14	3	19	1	14
	2	195	15	20	15	8	18	5	2
	3	155	9	15	13	7	14	0	5
		<u>490</u>	<u>26</u>	<u>59</u>	<u>42</u>	<u>18</u>	<u>51</u>	<u>6</u>	<u>21</u>
Leg. Dist. 07									
Leg. Dist. 21									
	1/24	590	16	68	71	19	60	11	56
	2/10	590	9	91	94	10	78	3	80
	3/4/15	545	17	47	42	14	65	8	43
	5/16/23/32	445	15	55	54	16	50	7	38
	6	295	12	28	29	10	31	6	22
	7	340	4	33	42	2	34	3	32
	8/17/28	340	9	38	41	15	45	6	33
	9	180	2	28	25	4	23	2	23
	11	130	13	13	12	5	19	1	7
	12	190	5	21	25	6	19	3	16
	13	130	2	16	14	5	17	1	15
	14	395	9	47	44	10	46	14	34
	18	165	8	13	14	6	28	0	17
	19/21	325	9	31	29	8	49	6	32
	20/33	245	6	32	28	4	28	0	20
	22	160	8	11	6	3	28	3	11
	25/27	355	17	27	34	12	49	4	30
	26	210	11	18	15	5	30	6	21

MEMBER OF CITY COUNCIL - (AT LARGE)  
 DEMOCRATIC PRIMARY  
 (VOTE FOR 5)  
 PART 1 OF 2  
 DETAIL

LEGISLATIVE DISTRICT OR TOWN	ELECTION DISTRICT	TOTAL VOTERS	NORMAN L. ROBERTS 5A	CAROLEE A. CONKLIN 6A	MATT HAAG 7A	HARRY L. DAVIS 8A	LORETTA C. SCOTT 9A	FRANK L. MARTIN, III 10A	DANA K. MILLER 11A
Leg. Dist. 21	29/30	110	7	4	7	4	11	0	8
	31/34	80	2	7	7	5	9	3	7
Leg. Dist. 21		5,820	181	628	633	163	719	87	545
Leg. Dist. 22	1	185	8	19	10	5	30	0	11
	2/13	120	10	9	8	6	17	3	4
	3	260	14	11	11	9	11	5	4
	4/16/19	110	12	9	5	5	12	3	5
	5	125	7	13	10	6	22	1	9
	6	205	23	18	16	21	32	3	9
	7	110	8	9	8	10	19	4	6
	8/22	295	23	24	15	13	49	4	16
	9	115	7	10	10	5	16	4	8
	10/17	155	15	18	12	9	25	2	12
	11/21	345	15	27	21	10	48	5	19
	12/23	265	15	26	23	15	43	3	17
	14/15	350	19	37	29	14	48	2	30
	18	105	6	10	8	7	14	0	7
	20	145	7	14	11	7	25	1	8
	24	90	7	8	6	7	11	2	8
Leg. Dist. 22		2,980	196	262	203	149	422	42	173
Leg. Dist. 23	1	115	1	20	14	4	13	1	17
	2	265	10	34	36	10	34	2	25
	3/11	450	2	66	82	8	58	2	57
	4/12/22	890	10	146	146	12	123	2	118
	5/7	320	4	46	48	2	41	3	36
	6/9/10/20	780	10	122	127	10	98	1	101

MEMBER OF CITY COUNCIL - (AT LARGE)  
 DEMOCRATIC PRIMARY  
 (VOTE FOR 5)  
 PART 1 OF 2  
 DETAIL

LEGISLATIVE DISTRICT OR TOWN	ELECTION DISTRICT	TOTAL VOTERS	NORMAN L. ROBERTS 5A	CAROLEE A. CONKLIN 6A	MATT HAAG 7A	HARRY L. DAVIS 8A	LORETTA C. SCOTT 9A	FRANK L. MARTIN, III 10A	DANA K. MILLER 11A
Leg. Dist. 23	8/14	280	0	43	43	6	39	0	33
	13	135	4	15	15	2	16	1	16
	15/23	215	4	29	32	2	29	3	21
	16/24-16	225	4	32	31	5	25	2	26
	17/18/19/27	645	18	91	93	14	90	6	73
	21	295	7	50	47	5	40	2	40
	24	200	10	28	25	9	23	4	20
	25/26	975	8	158	147	7	136	2	118
Leg. Dist. 23		5,790	92	880	886	96	765	31	701
Leg. Dist. 24	1/13	675	7	107	111	20	96	3	94
	2/3	685	5	108	105	8	93	1	98
	4/10	510	13	77	71	8	57	3	60
	5	240	7	34	40	10	21	1	22
	6	155	1	21	20	5	19	1	18
	7	95	3	12	16	3	11	0	14
	8/9	205	5	26	29	5	24	2	25
	11/12	205	16	20	13	10	22	10	13
	14/15	650	23	77	78	27	67	14	53
	17	45	2	4	2	2	1	2	1
Leg. Dist. 24		3,465	82	486	485	98	411	37	398
Leg. Dist. 25	1/22	485	11	72	56	15	71	4	59
	2	285	20	19	14	11	46	9	15
	3	485	37	43	31	23	70	6	35
	4/12	315	8	40	41	11	35	4	32
	5/10	550	36	54	39	19	71	10	53
	6	285	17	34	31	27	33	5	18

MEMBER OF CITY COUNCIL - (AT LARGE)  
 DEMOCRATIC PRIMARY  
 (VOTE FOR 5)  
 PART 1 OF 2  
 DETAIL

LEGISLATIVE DISTRICT OR TOWN	ELECTION DISTRICT	TOTAL VOTERS	NORMAN L. ROBERTS	CAROLEE A. CONKLIN	MATT HAAG	HARRY L. DAVIS	LORETTA C. SCOTT	FRANK L. MARTIN, III	DANA K. MILLER
			5A	6A	7A	8A	9A	10A	11A
Leg. Dist. 25									
	7/13	495	29	40	32	20	78	11	48
	8/27-9	715	36	76	49	25	94	10	84
	9/11	345	24	24	17	13	52	8	33
	14/24	270	4	39	34	9	34	6	30
	15/27-18	360	11	24	14	10	44	9	22
	16/23/27-24	15	1	0	2	0	1	0	1
	17	100	4	5	4	4	15	1	7
	18	350	12	38	33	15	50	5	28
	19/21	90	1	18	17	2	12	0	16
	20/25	305	21	34	26	17	38	8	17
Leg. Dist. 25		5,450	272	560	440	221	744	96	498
Leg. Dist. 26									
	1/13	95	3	14	9	1	11	0	9
	2/28-10	110	4	17	12	7	11	0	8
	3/4/5/11	330	14	42	31	12	35	3	23
	7/8	185	10	19	14	8	22	2	21
	9/14	215	5	27	21	4	32	3	24
	10/12	400	15	60	39	9	46	8	39
	15/28-18/28-19	300	14	39	35	12	34	1	22
	16	80	3	7	7	1	9	1	4
Leg. Dist. 26		1,715	68	225	168	54	200	18	150
Leg. Dist. 27									
	1/2	440	28	44	31	15	54	5	55
	3	265	4	32	22	7	31	3	38
	4/5	595	24	74	50	18	85	11	78
	6/17	385	22	43	23	10	59	6	38
	7/12	400	23	43	39	18	52	8	44
	8	220	14	24	22	11	33	2	19

MEMBER OF CITY COUNCIL - (AT LARGE)  
 DEMOCRATIC PRIMARY  
 (VOTE FOR 5)  
 PART 1 OF 2  
 DETAIL

LEGISLATIVE DISTRICT OR TOWN	ELECTION DISTRICT	TOTAL VOTERS	NORMAN L. ROBERTS	CAROLEE A. CONKLIN	MATT HAAG	HARRY L. DAVIS	LORETTA C. SCOTT	FRANK L. MARTIN, III	DANA K. MILLER
			5A	6A	7A	8A	9A	10A	11A
Leg. Dist. 27									
	10/11	390	9	47	35	8	58	2	56
	13/21	405	17	44	21	7	61	5	52
	14	200	9	18	12	3	33	0	21
	15	245	13	19	11	7	38	4	27
	16	385	18	43	23	6	48	2	59
	19/23	470	19	37	30	13	72	4	39
	20	190	15	16	9	7	25	2	6
	22	445	31	47	33	23	69	6	38
	27	175	8	10	13	7	18	3	11
	28	115	9	11	6	3	15	1	10
Leg. Dist. 27		5,325	263	552	380	163	751	64	591
Leg. Dist. 28									
	1/5/16	270	3	23	23	7	33	7	18
	2/3	150	8	12	8	3	14	2	13
	4	165	13	14	12	10	20	1	6
	6/9	190	15	16	9	11	14	6	10
	7	125	3	17	11	2	15	3	10
	8	365	26	35	26	21	55	7	19
	11/13/25	165	9	13	13	7	17	1	6
	12	110	4	10	7	6	17	0	5
	14/15/22	200	14	21	13	8	24	1	10
	17	25	4	5	4	4	5	0	1
	21	140	8	15	11	7	17	0	12
	23/24	215	5	26	23	5	31	2	25
Leg. Dist. 28		2,120	112	207	160	91	262	30	135
Leg. Dist. 29									
	1/20	295	7	21	22	7	38	8	18
	2/26	310	11	18	10	13	43	4	12

MEMBER OF CITY COUNCIL - (AT LARGE)  
 DEMOCRATIC PRIMARY  
 (VOTE FOR 5)  
 PART 1 OF 2  
 DETAIL

LEGISLATIVE DISTRICT OR TOWN	ELECTION DISTRICT	TOTAL VOTERS	NORMAN L. ROBERTS 5A	CAROLEE A. CONKLIN 6A	MATT HAAG 7A	HARRY L. DAVIS 8A	LORETTA C. SCOTT 9A	FRANK L. MARTIN, III 10A	DANA K. MILLER 11A
Leg. Dist. 29	3/8/9	585	29	48	51	20	66	3	33
	4/6	390	16	27	22	7	43	2	22
	5/7/10	450	13	37	25	13	56	11	24
	11/14	365	13	31	25	7	35	4	19
	12/17/24	440	16	30	25	14	46	8	31
	13/15	425	19	24	18	9	56	4	23
	16/19	305	11	25	17	9	33	2	15
	18	205	1	25	29	2	23	3	21
	21	235	3	20	15	7	29	2	17
	22	360	15	22	17	10	56	1	16
	23	365	12	24	16	10	43	8	16
	25	300	19	28	20	17	32	8	17
	27	20	1	0	1	0	4	0	4
Leg. Dist. 29		<u>5,050</u>	<u>186</u>	<u>380</u>	<u>313</u>	<u>145</u>	<u>603</u>	<u>68</u>	<u>288</u>
GRAND TOTAL:		<u>38,740</u>	<u>1,495</u>	<u>4,311</u>	<u>3,761</u>	<u>1,210</u>	<u>4,986</u>	<u>490</u>	<u>3,548</u>



MEMBER OF CITY COUNCIL - (AT LARGE)  
 DEMOCRATIC PRIMARY  
 (VOTE FOR 5)  
 PART 2 OF 2  
 DETAIL

LEGISLATIVE DISTRICT OR TOWN	ELECTION DISTRICT	TOTAL VOTERS	ANTHONY	THOMAS	ANITA	JOHN	JACKLYN	SHERRY	GLADYS	SCATTER
			GIORDANO	F. BRENNAN	JONES	F. LIGHTFOOT	ORTIZ	CRUMITY	SANTIAGO	
			12A	13A	14A	15A	16A	17A	18A	
Leg. Dist. 06										
	1/4/5	350	14	20	2	7	40	9	18	0
	2/3	120	3	11	3	5	11	3	3	3
	6	65	1	7	3	1	9	2	4	0
Leg. Dist. 06		535	18	38	8	13	60	14	25	3
Leg. Dist. 07										
	1	140	2	5	2	2	17	3	7	0
	2	195	9	8	5	13	7	14	11	0
	3	155	8	10	5	6	5	11	8	0
Leg. Dist. 07		490	19	23	12	21	29	28	26	0
Leg. Dist. 21										
	1/24	590	13	35	15	16	44	23	28	0
	2/10	590	5	16	8	5	73	5	20	0
	3/4/15	545	17	20	16	29	46	11	19	0
	5/16/23/32	445	13	19	7	21	37	9	24	0
	6	295	8	12	8	11	18	7	20	0
	7	340	10	16	11	14	39	4	23	0
	8/17/28	340	7	12	7	16	38	4	16	0
	9	180	2	3	3	2	16	3	4	0
	11	130	2	3	3	7	6	1	3	0
	12	190	7	10	4	7	18	2	10	0
	13	130	4	4	0	8	14	2	5	0
	14	395	12	21	8	16	27	8	13	0
	18	165	2	4	7	17	13	3	8	0
	19/21	325	8	11	9	28	29	8	18	0
	20/33	245	2	9	4	8	25	6	15	0
	22	160	8	6	7	12	8	6	11	0
	25/27	355	12	13	14	33	23	7	20	0
	26	210	5	1	3	21	16	3	9	0

MEMBER OF CITY COUNCIL - (AT LARGE)  
 DEMOCRATIC PRIMARY  
 (VOTE FOR 5)  
 PART 2 OF 2  
 DETAIL

LEGISLATIVE DISTRICT OR TOWN	ELECTION DISTRICT	TOTAL VOTERS	ANTHONY GIORDANO 12A	THOMAS F. BRENNAN 13A	ANITA JONES 14A	JOHN F. LIGHTFOOT 15A	JACKLYN ORTIZ 16A	SHERRY CRUMITY 17A	GLADYS SANTIAGO 18A	SCATTER
Leg. Dist. 21	29/30	110	4	2	2	8	4	0	3	0
	31/34	80	5	4	0	4	3	4	2	0
Leg. Dist. 21		5,820	146	221	136	283	497	116	271	0
Leg. Dist. 22	1	185	1	1	8	20	15	1	12	0
	2/13	120	3	2	5	8	7	4	6	0
	3	260	6	1	6	14	30	2	21	0
	4/16/19	110	2	3	6	12	8	3	3	0
	5	125	2	4	1	7	8	2	8	0
	6	205	2	4	2	16	3	3	4	0
	7	110	4	1	7	8	4	2	7	0
	8/22	295	7	2	8	22	14	5	18	0
	9	115	3	4	1	9	11	1	8	0
	10/17	155	4	2	3	13	10	4	7	0
	11/21	345	9	10	8	24	23	6	17	0
	12/23	265	0	1	9	23	11	4	11	0
	14/15	350	11	4	8	35	28	13	19	0
	18	105	1	2	2	4	7	1	12	0
	20	145	1	2	2	13	9	1	8	0
	24	90	3	2	2	6	4	2	8	0
Leg. Dist. 22		2,980	59	45	78	234	192	54	169	0
Leg. Dist. 23	1	115	0	9	0	2	11	0	4	0
	2	265	5	7	6	8	21	3	8	0
	3/11	450	6	18	1	3	67	2	5	0
	4/12/22	890	8	37	6	9	128	6	23	0
	5/7	320	7	11	4	6	40	3	8	0
	6/9/10/20	780	13	27	4	9	117	11	26	1

MEMBER OF CITY COUNCIL - (AT LARGE)  
 DEMOCRATIC PRIMARY  
 (VOTE FOR 5)  
 PART 2 OF 2  
 DETAIL

LEGISLATIVE DISTRICT OR TOWN	ELECTION DISTRICT	TOTAL VOTERS	ANTHONY	THOMAS	ANITA	JOHN	JACKLYN	SHERRY	GLADYS	SCATTER
			GIORDANO	F. BRENNAN	JONES	F. LIGHTFOOT	ORTIZ	CRUMITY	SANTIAGO	
			12A	13A	14A	15A	16A	17A	18A	
Leg. Dist. 23	8/14	280	3	11	1	3	34	1	7	0
	13	135	4	7	1	8	16	2	7	1
	15/23	215	4	10	3	10	24	4	6	0
	16/24-16	225	4	8	2	2	27	5	8	0
	17/18/19/27	645	9	28	10	13	76	6	31	0
	21	295	7	8	0	3	34	3	8	0
	24	200	6	5	6	7	16	1	8	0
	25/26	975	9	31	6	12	139	18	33	0
Leg. Dist. 23		5,790	85	217	50	95	750	65	182	2
Leg. Dist. 24	1/13	675	3	33	5	20	75	9	28	0
	2/3	685	1	41	2	14	95	14	15	0
	4/10	510	9	28	6	10	62	15	10	2
	5	240	4	15	2	7	21	4	9	0
	6	155	5	6	0	5	20	3	4	0
	7	95	0	5	2	4	11	1	4	0
	8/9	205	2	14	5	5	21	3	10	0
	11/12	205	4	12	3	11	10	10	8	0
	14/15	650	17	23	13	19	51	14	22	0
	17	45	0	3	0	1	1	1	2	0
Leg. Dist. 24		3,465	45	180	38	96	367	74	112	2
Leg. Dist. 25	1/22	485	8	11	8	21	55	7	25	0
	2	285	11	6	10	30	5	10	15	0
	3	485	8	7	15	53	14	11	22	0
	4/12	315	1	18	3	9	29	9	12	0
	5/10	550	5	17	8	53	27	18	27	0
	6	285	5	6	7	12	12	3	13	1

MEMBER OF CITY COUNCIL - (AT LARGE)  
 DEMOCRATIC PRIMARY  
 (VOTE FOR 5)  
 PART 2 OF 2  
 DETAIL

LEGISLATIVE DISTRICT OR TOWN	ELECTION DISTRICT	TOTAL VOTERS	ANTHONY GIORDANO	THOMAS F. BRENNAN	ANITA JONES	JOHN F. LIGHTFOOT	JACKLYN ORTIZ	SHERRY CRUMITY	GLADYS SANTIAGO	SCATTER
			12A	13A	14A	15A	16A	17A	18A	
Leg. Dist. 25	7/13	495	12	13	10	58	24	18	22	0
	8/27-9	715	9	16	9	58	36	24	21	0
	9/11	345	4	5	8	38	7	11	16	0
	14/24	270	8	14	6	8	27	4	9	0
	15/27-18	360	12	9	9	31	16	13	20	0
	16/23/27-24	15	0	0	2	2	2	0	0	0
	17	100	0	0	2	13	3	5	5	0
	18	350	6	20	6	20	29	9	17	0
	19/21	90	0	1	0	0	13	0	0	0
	20/25	305	11	9	11	14	23	4	20	0
Leg. Dist. 25		5,450	100	152	114	420	322	146	244	1
Leg. Dist. 26	1/13	95	0	8	2	7	6	2	8	0
	2/28-10	110	5	12	1	8	6	2	5	0
	3/4/5/11	330	6	19	8	15	33	9	17	0
	7/8	185	4	11	5	13	5	5	10	0
	9/14	215	6	15	3	9	18	5	8	0
	10/12	400	10	31	5	10	36	5	16	0
	15/28-18/28-19	300	4	20	7	8	25	7	16	0
	16	80	2	6	2	3	6	2	6	0
Leg. Dist. 26		1,715	37	122	33	73	135	37	86	0
Leg. Dist. 27	1/2	440	7	12	8	35	29	23	29	0
	3	265	4	13	7	14	19	8	21	0
	4/5	595	10	22	12	38	41	19	31	0
	6/17	385	10	11	5	31	16	10	20	1
	7/12	400	7	9	5	25	25	9	19	0
	8	220	5	4	6	13	8	8	10	0

MEMBER OF CITY COUNCIL - (AT LARGE)  
 DEMOCRATIC PRIMARY  
 (VOTE FOR 5)  
 PART 2 OF 2  
 DETAIL

LEGISLATIVE DISTRICT OR TOWN	ELECTION DISTRICT	TOTAL VOTERS	ANTHONY	THOMAS	ANITA	JOHN	JACKLYN	SHERRY	GLADYS	SCATTER
			GIORDANO	F. BRENNAN	JONES	F. LIGHTFOOT	ORTIZ	CRUMITY	SANTIAGO	
			12A	13A	14A	15A	16A	17A	18A	
Leg. Dist. 27	10/11	390	5	13	12	26	28	13	23	0
	13/21	405	3	12	12	39	17	10	18	0
	14	200	2	5	5	21	12	6	12	0
	15	245	2	1	6	26	12	4	10	0
	16	385	4	12	6	30	28	14	18	0
	19/23	470	8	10	4	40	25	20	20	0
	20	190	7	0	2	11	5	6	8	0
	22	445	13	10	14	41	23	10	27	0
	27	175	5	6	5	14	10	8	12	0
	28	115	4	0	7	12	6	3	8	0
Leg. Dist. 27		5,325	96	140	116	416	304	171	286	1
Leg. Dist. 28	1/5/16	270	10	14	5	19	21	6	18	0
	2/3	150	7	8	6	11	9	4	12	0
	4	165	3	6	8	12	7	1	9	0
	6/9	190	7	6	5	8	7	1	10	0
	7	125	3	1	1	10	14	2	8	0
	8	365	11	10	8	22	16	6	14	0
	11/13/25	165	5	4	1	10	8	2	8	0
	12	110	4	3	3	12	5	3	5	0
	14/15/22	200	4	5	4	8	7	2	12	0
	17	25	0	1	0	1	0	0	0	0
	21	140	2	10	3	3	13	1	8	0
	23/24	215	5	16	4	7	23	7	11	0
Leg. Dist. 28		2,120	61	84	48	123	130	35	115	0
Leg. Dist. 29	1/20	295	4	7	4	28	22	11	22	0
	2/26	310	11	11	9	19	9	5	14	0

MEMBER OF CITY COUNCIL - (AT LARGE)  
 DEMOCRATIC PRIMARY  
 (VOTE FOR 5)  
 PART 2 OF 2  
 DETAIL

LEGISLATIVE DISTRICT OR TOWN	ELECTION DISTRICT	TOTAL VOTERS	ANTHONY GIORDANO 12A	THOMAS F. BRENNAN 13A	ANITA JONES 14A	JOHN F. LIGHTFOOT 15A	JACKLYN ORTIZ 16A	SHERRY CRUMITY 17A	GLADYS SANTIAGO 18A	SCATTER
Leg. Dist. 29	3/8/9	585	18	12	15	31	45	6	36	0
	4/6	390	14	9	11	23	33	11	30	0
	5/7/10	450	12	10	9	28	26	5	25	0
	11/14	365	14	14	9	17	36	4	25	0
	12/17/24	440	12	15	12	41	30	9	31	0
	13/15	425	5	3	12	29	28	8	26	0
	16/19	305	2	4	8	23	18	8	21	0
	18	205	5	12	3	3	18	4	14	0
	21	235	9	9	11	13	19	4	10	0
	22	360	10	8	6	27	15	9	25	0
	23	365	7	7	9	13	27	4	24	0
	25	300	10	9	12	19	11	9	17	0
	27	20	0	0	2	3	1	0	1	0
Leg. Dist. 29		<u>5,050</u>	<u>133</u>	<u>130</u>	<u>132</u>	<u>317</u>	<u>338</u>	<u>97</u>	<u>321</u>	<u>0</u>
GRAND TOTAL:		<u>38,740</u>	<u>799</u>	<u>1,352</u>	<u>765</u>	<u>2,091</u>	<u>3,124</u>	<u>837</u>	<u>1,837</u>	<u>9</u>

COMMISSIONER OF SCHOOLS  
 DEMOCRATIC PRIMARY  
 (VOTE FOR 3)  
 SUMMARY

LEGISLATIVE DISTRICT OR TOWN	TOTAL VOTERS	HOWARD J. EAGLE 19A	NANCY SUNG SHELTON 20A	VAN H. WHITE 21A	CHRISTOPHER EDES 22A	MICHAEL L. MASON 23A	CYNTHIA A. ELLIOTT 24A	JOSE A. CRUZ 25A	SCATTER
Leg. Dist. 06	321	41	31	47	14	20	34	42	0
Leg. Dist. 07	294	23	27	32	20	17	27	36	0
Leg. Dist. 21	3,492	230	410	671	109	129	456	540	0
Leg. Dist. 22	1,788	114	124	272	36	60	287	202	0
Leg. Dist. 23	3,474	191	572	714	105	82	278	718	0
Leg. Dist. 24	2,079	122	354	397	68	67	150	379	0
Leg. Dist. 25	3,270	231	296	562	100	123	463	399	0
Leg. Dist. 26	1,029	92	137	194	35	42	118	136	0
Leg. Dist. 27	3,195	246	309	657	72	127	594	384	3
Leg. Dist. 28	1,272	83	108	184	28	59	149	168	0
Leg. Dist. 29	3,030	214	245	442	94	126	434	422	0
GRAND TOTAL:	23,244	1,587	2,613	4,172	681	852	2,990	3,426	3

COMMISSIONER OF SCHOOLS  
 DEMOCRATIC PRIMARY  
 (VOTE FOR 3)  
 DETAIL

LEGISLATIVE DISTRICT OR TOWN	ELECTION DISTRICT	TOTAL VOTERS	HOWARD	NANCY	VAN	CHRISTOPHER	MICHAEL	CYNTHIA	JOSE	SCATTER
			J. EAGLE	SUNG SHELTON	H. WHITE		L. MASON	A. ELLIOTT	A. CRUZ	
			19A	20A	21A	22A	23A	24A	25A	
Leg. Dist. 06										
	1/4/5	210	24	20	33	11	14	24	36	0
	2/3	72	9	5	5	3	6	8	2	0
	6	39	8	6	9	0	0	2	4	0
Leg. Dist. 06		321	41	31	47	14	20	34	42	0
Leg. Dist. 07										
	1	84	6	9	10	5	4	7	18	0
	2	117	6	10	13	9	7	15	7	0
	3	93	11	8	9	6	6	5	11	0
Leg. Dist. 07		294	23	27	32	20	17	27	36	0
Leg. Dist. 21										
	1/24	354	23	53	67	14	23	27	60	0
	2/10	354	18	56	81	7	7	39	75	0
	3/4/15	327	19	39	53	10	12	49	42	0
	5/16/23/32	267	17	35	46	12	16	34	37	0
	6	177	12	22	23	8	4	14	23	0
	7	204	14	20	38	6	5	25	36	0
	8/17/28	204	12	20	43	7	10	27	34	0
	9	108	5	15	20	3	3	12	17	0
	11	78	6	6	12	3	4	11	9	0
	12	114	5	17	22	2	5	12	19	0
	13	78	8	13	19	0	3	8	10	0
	14	237	13	29	45	12	11	25	36	0
	18	99	6	9	19	1	4	18	16	0
	19/21	195	19	19	44	4	3	44	27	0
	20/33	147	9	14	31	2	2	22	33	0
	22	96	10	13	16	5	1	17	12	0
	25/27	213	15	18	49	5	6	40	28	0
	26	126	7	4	27	2	5	17	19	0



COMMISSIONER OF SCHOOLS  
 DEMOCRATIC PRIMARY  
 (VOTE FOR 3)  
 DETAIL

LEGISLATIVE DISTRICT OR TOWN	ELECTION DISTRICT	TOTAL VOTERS	HOWARD	NANCY	VAN	CHRISTOPHER	MICHAEL	CYNTHIA	JOSE	SCATTER
			J. EAGLE	SUNG SHELTON	H. WHITE		L. MASON	A. ELLIOTT	A. CRUZ	
			19A	20A	21A	22A	23A	24A	25A	
Leg. Dist. 21										
	29/30	66	4	5	8	2	3	8	5	0
	31/34	48	8	3	8	4	2	7	2	0
Leg. Dist. 21		3,492	230	410	671	109	129	456	540	0
Leg. Dist. 22										
	1	111	9	9	23	1	4	20	15	0
	2/13	72	3	3	7	2	6	11	14	0
	3	156	6	3	5	3	6	13	25	0
	4/16/19	66	6	9	12	0	3	7	7	0
	5	75	3	4	14	0	0	9	13	0
	6	123	10	8	13	3	3	20	8	0
	7	66	3	4	12	2	3	12	5	0
	8/22	177	10	13	34	4	7	34	23	0
	9	69	3	2	11	0	2	10	7	0
	10/17	93	11	11	15	2	3	15	9	0
	11/21	207	11	13	29	5	8	36	20	0
	12/23	159	11	13	28	3	2	27	13	0
	14/15	210	12	16	40	6	5	41	22	0
	18	63	1	4	6	2	1	9	6	0
	20	87	6	7	16	0	6	17	11	0
	24	54	9	5	7	3	1	6	4	0
Leg. Dist. 22		1,788	114	124	272	36	60	287	202	0
Leg. Dist. 23										
	1	69	2	13	16	0	1	4	14	0
	2	159	9	26	36	4	5	12	24	0
	3/11	270	9	57	66	3	3	11	63	0
	4/12/22	534	29	97	118	15	7	49	117	0
	5/7	192	8	33	43	8	4	18	45	0
	6/9/10/20	468	27	81	95	15	6	28	95	0

COMMISSIONER OF SCHOOLS  
 DEMOCRATIC PRIMARY  
 (VOTE FOR 3)  
 DETAIL

LEGISLATIVE DISTRICT OR TOWN	ELECTION DISTRICT	TOTAL VOTERS	HOWARD J. EAGLE	NANCY SUNG SHELTON	VAN H. WHITE	CHRISTOPHER EDES	MICHAEL L. MASON	CYNTHIA A. ELLIOTT	JOSE A. CRUZ	SCATTER
			19A	20A	21A	22A	23A	24A	25A	
Leg. Dist. 23										
	8/14	168	10	23	35	3	6	9	31	0
	13	81	8	8	18	4	3	9	14	0
	15/23	129	9	24	26	4	2	12	27	0
	16/24-16	135	4	19	25	6	5	14	22	0
	17/18/19/27	387	24	56	72	20	12	48	76	0
	21	177	12	29	37	2	7	9	34	0
	24	120	8	15	16	7	6	13	21	0
	25/26	585	32	91	111	14	15	42	135	0
Leg. Dist. 23		3,474	191	572	714	105	82	278	718	0
Leg. Dist. 24										
	1/13	405	17	85	98	8	9	23	93	0
	2/3	411	19	77	103	15	9	20	95	0
	4/10	306	18	54	58	6	6	24	54	0
	5	144	10	25	27	3	7	13	29	0
	6	93	7	19	15	3	5	7	13	0
	7	57	3	10	5	5	4	4	9	0
	8/9	123	10	22	20	10	7	10	19	0
	11/12	123	7	7	16	5	7	15	9	0
	14/15	390	30	52	55	11	12	32	56	0
	17	27	1	3	0	2	1	2	2	0
Leg. Dist. 24		2,079	122	354	397	68	67	150	379	0
Leg. Dist. 25										
	1/22	291	9	32	60	7	9	41	53	0
	2	171	12	14	33	4	5	31	11	0
	3	291	19	14	41	9	13	45	25	0
	4/12	189	13	26	39	7	9	16	32	0
	5/10	330	22	28	62	8	11	53	34	0
	6	171	9	14	19	7	10	15	22	0

COMMISSIONER OF SCHOOLS  
 DEMOCRATIC PRIMARY  
 (VOTE FOR 3)  
 DETAIL

LEGISLATIVE DISTRICT OR TOWN	ELECTION DISTRICT	TOTAL VOTERS	HOWARD J. EAGLE	NANCY SUNG SHELTON	VAN H. WHITE	CHRISTOPHER EDES	MICHAEL L. MASON	CYNTHIA A. ELLIOTT	JOSE A. CRUZ	SCATTER
			19A	20A	21A	22A	23A	24A	25A	
Leg. Dist. 25										
	7/13	297	25	14	53	10	14	55	31	0
	8/27-9	429	28	40	78	10	13	68	48	0
	9/11	207	25	19	26	10	2	38	9	0
	14/24	162	13	26	32	6	4	15	35	0
	15/27-18	216	21	16	33	8	12	31	16	0
	16/23/27-24	9	0	1	1	0	0	1	2	0
	17	60	6	2	9	0	2	16	5	0
	18	210	15	25	44	3	13	19	35	0
	19/21	54	0	11	11	1	0	1	14	0
	20/25	183	14	14	21	10	6	18	27	0
Leg. Dist. 25		3,270	231	296	562	100	123	463	399	0
Leg. Dist. 26										
	1/13	57	3	5	12	1	3	9	9	0
	2/28-10	66	8	7	12	3	8	8	8	0
	3/4/5/11	198	21	21	33	9	8	20	28	0
	7/8	111	11	10	25	3	6	13	9	0
	9/14	129	12	16	24	4	2	18	20	0
	10/12	240	18	45	47	6	7	24	30	0
	15/28-18/28-19	180	15	30	37	8	6	23	26	0
	16	48	4	3	4	1	2	3	6	0
Leg. Dist. 26		1,029	92	137	194	35	42	118	136	0
Leg. Dist. 27										
	1/2	264	23	27	53	8	12	47	32	0
	3	159	8	25	39	3	2	25	21	0
	4/5	357	27	48	77	6	10	61	50	0
	6/17	231	14	21	49	4	7	44	31	0
	7/12	240	24	26	47	10	9	42	29	0
	8	132	12	5	23	1	8	27	7	0

COMMISSIONER OF SCHOOLS  
 DEMOCRATIC PRIMARY  
 (VOTE FOR 3)  
 DETAIL

LEGISLATIVE DISTRICT OR TOWN	ELECTION DISTRICT	TOTAL VOTERS	HOWARD J. EAGLE	NANCY SUNG SHELTON	VAN H. WHITE	CHRISTOPHER EDES	MICHAEL L. MASON	CYNTHIA A. ELLIOTT	JOSE A. CRUZ	SCATTER
			19A	20A	21A	22A	23A	24A	25A	
Leg. Dist. 27										
	10/11	234	26	25	47	6	7	36	28	0
	13/21	243	21	18	56	4	5	55	30	0
	14	120	6	9	25	0	4	29	14	0
	15	147	9	9	28	1	5	27	15	0
	16	231	18	26	57	3	10	30	36	0
	19/23	282	30	19	62	6	15	59	24	3
	20	114	3	5	16	2	7	24	9	0
	22	267	18	28	47	10	16	60	38	0
	27	105	4	14	19	7	6	16	10	0
	28	69	3	4	12	1	4	12	10	0
Leg. Dist. 27		3,195	246	309	657	72	127	594	384	3
Leg. Dist. 28										
	1/5/16	162	9	15	27	5	8	18	24	0
	2/3	90	7	7	12	2	3	13	14	0
	4	99	7	8	13	1	4	13	5	0
	6/9	114	6	5	13	3	6	9	12	0
	7	75	5	8	13	1	4	10	13	0
	8	219	13	12	22	9	14	32	26	0
	11/13/25	99	11	9	19	0	3	13	9	0
	12	66	5	2	8	1	3	11	8	0
	14/15/22	120	7	6	11	4	4	9	11	0
	17	15	2	1	2	0	2	2	3	0
	21	84	5	8	15	1	3	8	15	0
	23/24	129	6	27	29	1	5	11	28	0
Leg. Dist. 28		1,272	83	108	184	28	59	149	168	0
Leg. Dist. 29										
	1/20	177	19	16	34	3	9	28	26	0
	2/26	186	13	17	27	2	4	34	18	0

COMMISSIONER OF SCHOOLS  
 DEMOCRATIC PRIMARY  
 (VOTE FOR 3)  
 DETAIL

LEGISLATIVE DISTRICT OR TOWN	ELECTION DISTRICT	TOTAL VOTERS	HOWARD J. EAGLE	NANCY SUNG SHELTON	VAN H. WHITE	CHRISTOPHER EDES	MICHAEL L. MASON	CYNTHIA A. ELLIOTT	JOSE A. CRUZ	SCATTER
			19A	20A	21A	22A	23A	24A	25A	
Leg. Dist. 29										
	3/8/9	351	30	27	49	14	19	42	54	0
	4/6	234	12	14	30	10	11	33	33	0
	5/7/10	270	16	22	38	5	13	32	35	0
	11/14	219	16	23	30	7	7	30	39	0
	12/17/24	264	19	22	42	9	7	43	40	0
	13/15	255	21	12	39	4	7	40	26	0
	16/19	183	14	11	22	2	6	32	25	0
	18	123	6	22	24	7	3	10	25	0
	21	141	9	13	26	6	5	18	25	0
	22	216	10	10	31	10	11	39	31	0
	23	219	11	16	25	8	11	32	27	0
	25	180	16	20	22	7	13	18	18	0
	27	12	2	0	3	0	0	3	0	0
Leg. Dist. 29		<u>3,030</u>	<u>214</u>	<u>245</u>	<u>442</u>	<u>94</u>	<u>126</u>	<u>434</u>	<u>422</u>	<u>0</u>
GRAND TOTAL:		<u><u>23,244</u></u>	<u><u>1,587</u></u>	<u><u>2,613</u></u>	<u><u>4,172</u></u>	<u><u>681</u></u>	<u><u>852</u></u>	<u><u>2,990</u></u>	<u><u>3,426</u></u>	<u><u>3</u></u>

TOWN OF IRONDEQUOIT  
IRONDEQUOIT SUPERVISOR  
DEMOCRATIC PRIMARY

<u>LEGISLATIVE DISTRICT OR TOWN</u>	<u>ELECTION DISTRICT</u>	<u>TOTAL VOTERS</u>	MARY ELLEN HEYMAN <u>3A</u>	ROBERT J. AMENT <u>4A</u>	<u>SCATTER</u>
Irondequoit	1/37	58	35	14	0
	2/9/40	86	57	18	0
	3	54	28	15	0
	4/46	61	34	17	0
	5/12/19	94	68	19	0
	6/7/16/22	209	111	72	0
	8/10/20	134	67	52	0
	11/34/41	121	89	21	0
	13/21	102	55	29	0
	14/28	76	57	14	0
	15/30/49	92	56	24	0
	17/32/58	75	36	24	0
	18/26/54/57	118	77	32	0
	23/29/35/43	97	61	22	0
	24/31/64/70	115	65	34	0
	25/44	91	65	20	0
	27/42/63	111	56	30	0
	33/59/60	108	68	30	0
	36/50/66/69	50	32	12	0
	38/55/56	73	49	13	0
	39	9	9	0	0
	45/48/53/68	100	66	17	0
	47/51/62	100	61	24	0
	52/61	93	50	29	0
	65/67/71/72	59	37	14	0
GRAND TOTAL:		<u><u>2,286</u></u>	<u><u>1,389</u></u>	<u><u>596</u></u>	<u><u>0</u></u>

TOWN OF IRONDEQUOIT  
MEMBER OF TOWN COUNCIL  
DEMOCRATIC PRIMARY  
(VOTE FOR 2)

LEGISLATIVE DISTRICT OR TOWN	ELECTION DISTRICT	TOTAL VOTERS	GAIL S. BELLO	DEBBIE EVANS	CHRISTIAN W. REDDER	WILLIAM J. MCKEE	SCATTER
			9A	10A	11A	12A	
Irondequoit	1/37	116	35	35	11	9	0
	2/9/40	172	57	53	12	20	0
	3	108	29	30	14	14	0
	4/46	122	27	30	18	19	0
	5/12/19	188	69	66	18	19	0
	6/7/16/22	418	111	118	57	66	0
	8/10/20	268	75	70	39	41	0
	11/34/41	242	86	86	18	18	0
	13/21	204	51	53	26	27	0
	14/28	152	53	55	14	15	0
	15/30/49	184	53	56	20	23	0
	17/32/58	150	31	35	19	25	0
	18/26/54/57	236	76	76	29	30	0
	23/29/35/43	194	59	60	20	19	0
	24/31/64/70	230	63	64	33	32	0
	25/44	182	63	63	16	16	0
	27/42/63	222	47	54	24	34	0
	33/59/60	216	65	72	21	27	0
	36/50/66/69	100	27	27	13	14	0
	38/55/56	146	46	49	11	10	0
	39	18	8	8	0	0	0
	45/48/53/68	200	57	63	21	19	0
	47/51/62	200	57	62	20	26	0
	52/61	186	49	45	25	25	0
	65/67/71/72	118	39	41	9	8	0
GRAND TOTAL:		<u>4,572</u>	<u>1,333</u>	<u>1,371</u>	<u>508</u>	<u>556</u>	<u>0</u>

TOWN OF CHILI  
 CHILI SUPERVISOR  
 REPUBLICAN PRIMARY

<u>LEGISLATIVE DISTRICT OR TOWN</u>	<u>ELECTION DISTRICT</u>	<u>TOTAL VOTERS</u>	JOHN J. FERLICCA <u>4B</u>	DAVID J. DUNNING <u>5B</u>	<u>SCATTER</u>
Chili					
	1/19/27	172	89	73	1
	2	97	34	54	0
	3/31	31	17	11	0
	4/18/26/32	138	60	70	0
	5/23/29	122	55	62	0
	6/9	100	51	48	0
	7/15	54	31	22	0
	8/10	109	41	64	0
	11/12/33	157	67	88	0
	13/21	144	55	85	0
	14/24	181	66	102	0
	16/22	103	44	57	0
	17	154	80	62	0
	20/25/28	103	43	58	0
	30	18	13	4	0
GRAND TOTAL:		<u>1,683</u>	<u>746</u>	<u>860</u>	<u>1</u>



TOWN OF CHILI  
MEMBER OF TOWN COUNCIL  
REPUBLICAN PRIMARY  
(VOTE FOR 2)

LEGISLATIVE DISTRICT OR TOWN	ELECTION DISTRICT	TOTAL VOTERS	TRACY A. DIFLORIO  6B	MARY C. SPERR  7B	TRACY L. LOGEL  8B	DARIO MARCHIONI  9B	SCATTER
Chili	1/19/27	344	88	86	65	63	0
	2	194	61	60	24	27	0
	3/31	62	12	10	13	13	0
	4/18/26/32	276	74	63	51	51	0
	5/23/29	244	76	60	43	42	0
	6/9	200	55	50	38	33	0
	7/15	108	17	21	25	24	0
	8/10	218	71	60	34	28	0
	11/12/33	314	82	77	67	51	0
	13/21	288	76	73	50	46	0
	14/24	362	116	106	56	50	0
	16/22	206	58	53	30	41	0
	17	308	88	76	66	47	0
	20/25/28	206	57	56	40	37	0
	30	36	3	1	16	14	0
GRAND TOTAL:		<u>3,366</u>	<u>934</u>	<u>852</u>	<u>618</u>	<u>567</u>	<u>0</u>

TOWN OF HAMLIN  
 SUPERINTENDENT OF HIGHWAYS  
 REPUBLICAN PRIMARY

<u>LEGISLATIVE DISTRICT OR TOWN</u>	<u>ELECTION DISTRICT</u>	<u>TOTAL VOTERS</u>	<u>STEVEN J. BAASE 5B</u>	<u>SCOTT M. WITTE 6B</u>	<u>SCATTER</u>
Hamlin	1/6	98	55	33	0
	2/5	217	122	76	0
	3/7/11	146	117	18	0
	4	74	54	17	0
	8	66	33	23	0
	9	69	41	18	0
	10	134	94	32	0
GRAND TOTAL:		<u>804</u>	<u>516</u>	<u>217</u>	<u>0</u>

TOWN OF MENDON  
 MEMBER OF TOWN COUNCIL  
 REPUBLICAN PRIMARY  
 (VOTE FOR 2)

<u>LEGISLATIVE DISTRICT OR TOWN</u>	<u>ELECTION DISTRICT</u>	<u>TOTAL VOTERS</u>	KARLA F. BOYCE <u>5B</u>	JOHN E. ROONEY <u>6B</u>	CRAIG R. MOFFITT <u>7B</u>	<u>SCATTER</u>
Mendon	1/2/4/8	356	100	90	62	0
	3/7/9	228	93	84	21	0
	5/6	116	36	39	17	0
GRAND TOTAL:		<u><u>700</u></u>	<u><u>229</u></u>	<u><u>213</u></u>	<u><u>100</u></u>	<u><u>0</u></u>

TOWN OF PARMA  
PARMA SUPERVISOR  
REPUBLICAN PRIMARY

<u>LEGISLATIVE DISTRICT OR TOWN</u>	<u>ELECTION DISTRICT</u>	<u>TOTAL VOTERS</u>	<u>RICHARD A. LEMCKE 3B</u>	<u>PETER N. MCCANN 4B</u>	<u>SCATTER</u>
Parma	1/11	118	43	73	0
	2/8/12	309	180	118	0
	3/13	215	96	117	0
	4/5/6/7	312	164	144	0
	9/10/14/15	341	135	203	0
GRAND TOTAL:		<u><u>1,295</u></u>	<u><u>618</u></u>	<u><u>655</u></u>	<u><u>0</u></u>

COUNTY COURT JUDGE  
INDEPENDENCE PRIMARY  
SUMMARY

LEGISLATIVE DISTRICT OR TOWN	TOTAL VOTERS	JOHN L. DEMARCO	BRIAN M. MCCARTHY	SCATTER
		1C	2C	
Leg. Dist. 06	107	1	0	0
Leg. Dist. 07	98	0	0	0
Leg. Dist. 21	1,164	9	8	0
Leg. Dist. 22	596	2	0	0
Leg. Dist. 23	1,158	7	8	0
Leg. Dist. 24	693	8	6	0
Leg. Dist. 25	1,090	6	7	0
Leg. Dist. 26	343	3	1	0
Leg. Dist. 27	1,065	3	3	0
Leg. Dist. 28	424	16	3	0
Leg. Dist. 29	1,010	12	6	0
CITY	7,748	67	42	0
Brighton	13	7	5	0
Chili	1,683	11	5	0
Clarkson	35	5	4	3
East Rochester	4	3	0	0
Gates	21	9	8	0
Greece	55	26	23	0
Hamlin	804	9	12	2
Henrietta	116	37	24	2
Irondequoit	2,286	164	42	0
Mendon	350	16	10	0
Ogden	28	5	2	0
Parma	1,295	3	10	0
Penfield	98	54	16	0
Perinton	495	9	3	0
Pittsford	135	32	31	0
Riga	31	1	1	0
Rush	4	3	1	0
Sweden	33	13	6	0
Webster	162	54	18	0
Wheatland	1	1	0	0
TOWNS	7,649	462	221	7
GRAND TOTAL:	15,397	529	263	7

COUNTY COURT JUDGE  
INDEPENDENCE PRIMARY  
DETAIL

LEGISLATIVE DISTRICT OR TOWN	ELECTION DISTRICT	TOTAL VOTERS	JOHN L. DEMARCO	BRIAN M. MCCARTHY	SCATTER
			1C	2C	
Leg. Dist. 06					
	1/4/5	70	0	0	0
	2/3	24	1	0	0
	6	13	0	0	0
Leg. Dist. 06		107	1	0	0
Leg. Dist. 07					
	1	28	0	0	0
	2	39	0	0	0
	3	31	0	0	0
Leg. Dist. 07		98	0	0	0
Leg. Dist. 21					
	1/24	118	0	2	0
	2/10	118	3	2	0
	3/4/15	109	0	0	0
	5/16/23/32	89	0	0	0
	6	59	2	0	0
	7	68	0	0	0
	8/17/28	68	0	0	0
	9	36	1	1	0
	11	26	0	1	0
	12	38	0	0	0
	13	26	0	0	0
	14	79	1	1	0
	18	33	0	0	0
	19/21	65	0	1	0
	20/33	49	1	0	0
	22	32	1	0	0
	25/27	71	0	0	0
	26	42	0	0	0
	29/30	22	0	0	0
	31/34	16	0	0	0

COUNTY COURT JUDGE  
INDEPENDENCE PRIMARY  
DETAIL

LEGISLATIVE DISTRICT OR TOWN	ELECTION DISTRICT	TOTAL VOTERS	JOHN L. DEMARCO 1C	BRIAN M. MCCARTHY 2C	SCATTER
Leg. Dist. 21		1,164	9	8	0
Leg. Dist. 22					
	1	37	0	0	0
	2/13	24	0	0	0
	3	52	0	0	0
	4/16/19	22	0	0	0
	5	25	0	0	0
	6	41	0	0	0
	7	22	1	0	0
	8/22	59	0	0	0
	9	23	0	0	0
	10/17	31	0	0	0
	11/21	69	1	0	0
	12/23	53	0	0	0
	14/15	70	0	0	0
	18	21	0	0	0
	20	29	0	0	0
	24	18	0	0	0
Leg. Dist. 22		596	2	0	0
Leg. Dist. 23					
	1	23	0	0	0
	2	53	1	1	0
	3/11	90	1	0	0
	4/12/22	178	0	0	0
	5/7	64	1	0	0
	6/9/10/20	156	0	0	0
	8/14	56	1	1	0
	13	27	0	0	0
	15/23	43	0	1	0
	16/24-16	45	1	0	0
	17/18/19/27	129	0	3	0
	21	59	0	1	0

COUNTY COURT JUDGE  
INDEPENDENCE PRIMARY  
DETAIL

LEGISLATIVE DISTRICT OR TOWN	ELECTION DISTRICT	TOTAL VOTERS	JOHN L. DEMARCO	BRIAN M. MCCARTHY	SCATTER
			1C	2C	
Leg. Dist. 23					
	24	40	1	0	0
	25/26	195	1	1	0
Leg. Dist. 23		<u>1,158</u>	<u>7</u>	<u>8</u>	<u>0</u>
Leg. Dist. 24					
	1/13	135	0	0	0
	2/3	137	1	1	0
	4/10	102	1	0	0
	5	48	1	1	0
	6	31	1	0	0
	7	19	0	0	0
	8/9	41	0	0	0
	11/12	41	1	0	0
	14/15	130	2	2	0
	17	9	1	2	0
Leg. Dist. 24		<u>693</u>	<u>8</u>	<u>6</u>	<u>0</u>
Leg. Dist. 25					
	1/22	97	1	1	0
	2	57	0	0	0
	3	97	0	0	0
	4/12	63	0	1	0
	5/10	110	2	2	0
	6	57	2	0	0
	7/13	99	0	0	0
	8/27-9	143	0	0	0
	9/11	69	0	0	0
	14/24	54	0	1	0
	15/27-18	72	0	1	0
	16/23/27-24	3	0	0	0
	17	20	0	0	0
	18	70	1	0	0
	19/21	18	0	0	0



COUNTY COURT JUDGE  
INDEPENDENCE PRIMARY  
DETAIL

LEGISLATIVE DISTRICT OR TOWN	ELECTION DISTRICT	TOTAL VOTERS	JOHN L. DEMARCO 1C	BRIAN M. MCCARTHY 2C	SCATTER
Leg. Dist. 25	20/25	61	0	1	0
Leg. Dist. 25		1,090	6	7	0
Leg. Dist. 26	1/13	19	0	0	0
	2/28-10	22	0	0	0
	3/4/5/11	66	2	0	0
	7/8	37	0	0	0
	9/14	43	0	0	0
	10/12	80	0	1	0
	15/28-18/28-19	60	1	0	0
	16	16	0	0	0
Leg. Dist. 26		343	3	1	0
Leg. Dist. 27	1/2	88	0	0	0
	3	53	0	1	0
	4/5	119	0	0	0
	6/17	77	0	0	0
	7/12	80	0	0	0
	8	44	0	1	0
	10/11	78	0	1	0
	13/21	81	0	0	0
	14	40	0	0	0
	15	49	1	0	0
	16	77	0	0	0
	19/23	94	0	0	0
	20	38	1	0	0
	22	89	0	0	0
	27	35	0	0	0
	28	23	1	0	0
Leg. Dist. 27		1,065	3	3	0

COUNTY COURT JUDGE  
INDEPENDENCE PRIMARY  
DETAIL

LEGISLATIVE DISTRICT OR TOWN	ELECTION DISTRICT	TOTAL VOTERS	JOHN L. DEMARCO	BRIAN M. MCCARTHY	SCATTER
			1C	2C	
Leg. Dist. 28					
	1/5/16	54	0	1	0
	2/3	30	2	1	0
	4	33	0	0	0
	6/9	38	3	1	0
	7	25	0	0	0
	8	73	0	0	0
	11/13/25	33	4	0	0
	12	22	0	0	0
	14/15/22	40	5	0	0
	17	5	0	0	0
	21	28	2	0	0
	23/24	43	0	0	0
Leg. Dist. 28		424	16	3	0
Leg. Dist. 29					
	1/20	59	1	0	0
	2/26	62	0	0	0
	3/8/9	117	1	0	0
	4/6	78	1	0	0
	5/7/10	90	3	2	0
	11/14	73	2	0	0
	12/17/24	88	1	1	0
	13/15	85	2	0	0
	16/19	61	0	0	0
	18	41	0	0	0
	21	47	0	2	0
	22	72	0	0	0
	23	73	0	1	0
	25	60	1	0	0
	27	4	0	0	0
Leg. Dist. 29		1,010	12	6	0

COUNTY COURT JUDGE  
INDEPENDENCE PRIMARY  
DETAIL

LEGISLATIVE DISTRICT OR TOWN	ELECTION DISTRICT	TOTAL VOTERS	JOHN L. DEMARCO 1C	BRIAN M. MCCARTHY 2C	SCATTER
CITY		7,748	67	42	0
Brighton	4/1/2/3/5/6/7/8/9/10/11/12/13/14/15/16/17/18/19/20/21/22/23/24/25/26/27/28/29/30/31/32/33/34/35/36 /37/38/39/40/41/42/43/44/45/46	13	7	5	0
Brighton		13	7	5	0
Chili	1/19/27	172	2	0	0
	2	97	1	0	0
	3/31	31	0	0	0
	4/18/26/32	138	4	1	0
	5/23/29	122	0	0	0
	6/9	100	0	0	0
	7/15	54	0	0	0
	8/10	109	1	0	0
	11/12/33	157	0	0	0
	13/21	144	0	1	0
	14/24	181	1	2	0
	16/22	103	0	0	0
	17	154	2	1	0
	20/25/28	103	0	0	0
	30	18	0	0	0
Chili		1,683	11	5	0
Clarkson	6/1/2/3/4/5	35	5	4	3
Clarkson		35	5	4	3
East Rochester	2/1/3/4/5/6/7	4	3	0	0
East Rochester		4	3	0	0
Gates	2/1/3/4/5/6/7/8/9/10/11/12/13/14/15/16/17/18/19/20/21/22/23/24/25/26/27/28/29/30/31/32/33/34/35	21	9	8	0

COUNTY COURT JUDGE  
INDEPENDENCE PRIMARY  
DETAIL

LEGISLATIVE DISTRICT OR TOWN	ELECTION DISTRICT	TOTAL VOTERS	JOHN L. DEMARCO 1C	BRIAN M. MCCARTHY 2C	SCATTER
Gates		21	9	8	0
Greece	13/4/5/6/7/8/9/10/11/14/19/20/22/23/25/26/32/36/40/42/49/51/55/59/60/61/62/63/64/68/75/80/83/95/96/ 101	10	6	3	0
	18/3/17/24/27/29/33/37/39/52/57/65/66/67/69/73/77/81/85/87/92/93/94/97/100/108/109	17	9	7	0
	35/1/12/21/30/31/41/46/47/48/50/56/74/78/82/84/98	9	4	2	0
	58/2/15/16/28/34/38/43/44/45/53/54/70/71/72/76/79/86/88/89/90/91/99/102/103/104/105/106/107	19	7	11	0
Greece		55	26	23	0
Hamlin	1/6	98	2	2	1
	2/5	217	3	3	1
	3/7/11	146	2	2	0
	4	74	0	0	0
	8	66	0	2	0
	9	69	1	2	0
	10	134	1	1	0
Hamlin		804	9	12	2
Henrietta	3	3	0	0	0
	15/1/2/6/7/8/9/10/12/13/14/17/18/19/20/21/22/25/26/27/28/29/31/32/33/35	103	34	19	2
	16/4/5/11/23/24/34	4	1	3	0
	30	6	2	2	0
Henrietta		116	37	24	2
Irondequoit	1/37	58	6	2	0
	2/9/40	86	7	0	0
	3	54	5	1	0
	4/46	61	5	1	0
	5/12/19	94	5	1	0
	6/7/16/22	209	14	1	0
	8/10/20	134	8	6	0

COUNTY COURT JUDGE  
INDEPENDENCE PRIMARY  
DETAIL

LEGISLATIVE DISTRICT OR TOWN	ELECTION DISTRICT	TOTAL VOTERS	JOHN L. DEMARCO	BRIAN M. MCCARTHY	SCATTER
			1C	2C	
Irondequoit	11/34/41	121	6	2	0
	13/21	102	10	1	0
	14/28	76	2	0	0
	15/30/49	92	6	3	0
	17/32/58	75	12	2	0
	18/26/54/57	118	4	1	0
	23/29/35/43	97	7	3	0
	24/31/64/70	115	8	2	0
	25/44	91	4	1	0
	27/42/63	111	9	4	0
	33/59/60	108	4	2	0
	36/50/66/69	50	3	0	0
	38/55/56	73	7	1	0
	39	9	0	0	0
	45/48/53/68	100	9	3	0
	47/51/62	100	10	1	0
	52/61	93	9	2	0
	65/67/71/72	59	4	2	0
Irondequoit		2,286	164	42	0
Mendon	1/2/4/8	178	12	9	0
	3/7/9	114	2	1	0
	5/6	58	2	0	0
Mendon		350	16	10	0
Ogden	1/19	10	2	0	0
	2	2	0	1	0
	3/5/8/12	1	0	1	0
	4/18	1	0	0	0
	6/10	5	2	0	0
	9/13	2	0	0	0

COUNTY COURT JUDGE  
INDEPENDENCE PRIMARY  
DETAIL

LEGISLATIVE DISTRICT OR TOWN	ELECTION DISTRICT	TOTAL VOTERS	JOHN L. DEMARCO	BRIAN M. MCCARTHY	SCATTER
			1C	2C	
Ogden	11	3	1	0	0
	14/15/17	4	0	0	0
Ogden		28	5	2	0
Parma	1/11	118	0	2	0
	2/8/12	309	1	5	0
	3/13	215	0	1	0
	4/5/6/7	312	1	2	0
	9/10/14/15	341	1	0	0
Parma		1,295	3	10	0
Penfield	18/1/2/3/4/5/6/7/8/9/10/11/12/13/14/15/16/17/19/20/21/22/23/24/25/26/27/28/29/30/31/32/33/34/35/36/ 37/38/39/40/41/42	98	54	16	0
Penfield		98	54	16	0
Perinton	1/39/45	32	0	0	0
	2	39	0	0	0
	3/32/35/52	58	0	1	0
	5/7/20	32	1	0	0
	8/27/33/53	69	0	1	0
	10/11/46	0	0	0	0
	12/16/18/22	55	1	0	0
	13/55	32	1	0	0
	15/26/31/40/48	47	1	0	0
	17/44	53	0	0	0
	19/23	11	1	0	0
	21/29/41	30	0	0	0
	28/49/51	33	0	1	0
	30/4/6/9/14/24/25/34/36/37/38/42/43/47/50/54/56	4	4	0	0
Perinton		495	9	3	0

COUNTY COURT JUDGE  
INDEPENDENCE PRIMARY  
DETAIL

LEGISLATIVE DISTRICT OR TOWN	ELECTION DISTRICT	TOTAL VOTERS	JOHN L. DEMARCO	BRIAN M. MCCARTHY	SCATTER
			1C	2C	
Pittsford					
	4/7/10/16/17/19/22/24/25/26/27/30/31/33/34	41	16	13	0
	12/21	53	2	4	0
	13/1/2/3/5/6/8/9/11/14/15/18/20/23/28/29/32	41	14	14	0
Pittsford		<u>135</u>	<u>32</u>	<u>31</u>	<u>0</u>
Riga					
	1/2/3/6	13	1	1	0
	4/5	18	0	0	0
Riga		<u>31</u>	<u>1</u>	<u>1</u>	<u>0</u>
Rush					
	1/2/3/4	4	3	1	0
Rush		<u>4</u>	<u>3</u>	<u>1</u>	<u>0</u>
Sweden					
	2/5/6/8/9/10/11/12	30	11	5	0
	3/1/4/7	3	2	1	0
Sweden		<u>33</u>	<u>13</u>	<u>6</u>	<u>0</u>
Webster					
	7/5/6/8/11/12/13/15/16/18/19/21/22/26/31/35/37/39/43	57	26	4	0
	10/1/2/3/4/9/14/17/20/23/24/25/27/28/29/30/32/33/34/36/38/40/41/42	105	28	14	0
Webster		<u>162</u>	<u>54</u>	<u>18</u>	<u>0</u>
Wheatland					
	4/1/2/3/5	1	1	0	0
Wheatland		<u>1</u>	<u>1</u>	<u>0</u>	<u>0</u>
TOWNS		<u>7,649</u>	<u>462</u>	<u>221</u>	<u>7</u>
GRAND TOTAL:		<u><u>15,397</u></u>	<u><u>529</u></u>	<u><u>263</u></u>	<u><u>7</u></u>

COUNTY LEGISLATOR  
2ND DISTRICT  
2 YEAR TERM  
INDEPENDENCE PRIMARY

LEGISLATIVE DISTRICT OR TOWN	ELECTION DISTRICT	TOTAL VOTERS	TODD W. BRINDLE	MIKE ROCKOW	SHELDON MEYERS	SCATTER
			3C	4C	W-IN	
Clarkson						
	6/1/2/3/4/5	35	2	15	12	0
Clarkson		35	2	15	12	0
Hamlin						
	1/6	98	0	4	1	0
	2/5	217	2	7	0	0
	3/7/11	146	1	4	0	0
	4	74	0	1	0	0
	8	66	1	5	0	0
	9	69	0	4	0	0
	10	134	0	4	0	0
Hamlin		804	4	29	1	0
Sweden						
	2/5/6/8/9/10/11/12	30	2	15	11	0
Sweden		30	2	15	11	0
GRAND TOTAL:		869	8	59	24	0



COUNTY LEGISLATOR  
 13TH DISTRICT  
 2 YEAR TERM  
 INDEPENDENCE PRIMARY

LEGISLATIVE DISTRICT OR TOWN	ELECTION DISTRICT	TOTAL VOTERS	JOHN HOWLAND	WHITNEY E. CARLETON	MIKE CONDELLO	SCATTER
			3C	4C	W-IN	
Henrietta	15/1/2/6/7/8/9/10/12/13/14/17/18/19/20/21/22/25/26/27/28/29/31/32/33/35	103	32	1	61	0
	30	6	1	0	4	0
GRAND TOTAL:		<u>109</u>	<u>33</u>	<u>1</u>	<u>65</u>	<u>0</u>

TOWN OF IRONDEQUOIT  
TOWN JUSTICE  
INDEPENDENCE PRIMARY  
(VOTE FOR 2)

LEGISLATIVE DISTRICT OR TOWN	ELECTION DISTRICT	TOTAL VOTERS	JOSEPH T. GENIER	STACEY M. ROMEO	JOSEPH J. VALENTINO	PATRICK K. RUSSI	SCATTER
			5C	6C	7C	8C	
Irondequoit	1/37	116	7	4	4	2	0
	2/9/40	172	5	7	2	1	0
	3	108	3	3	6	0	0
	4/46	122	7	2	6	2	0
	5/12/19	188	2	3	4	1	0
	6/7/16/22	418	15	5	8	8	0
	8/10/20	268	9	4	9	4	0
	11/34/41	242	2	6	2	1	0
	13/21	204	3	2	6	6	0
	14/28	152	0	2	1	0	0
	15/30/49	184	4	7	6	1	0
	17/32/58	150	8	4	7	3	0
	18/26/54/57	236	0	3	0	5	0
	23/29/35/43	194	4	5	6	1	0
	24/31/64/70	230	3	3	2	5	0
	25/44	182	0	5	0	0	0
	27/42/63	222	13	5	12	7	0
	33/59/60	216	6	5	2	1	0
	36/50/66/69	100	1	2	2	0	0
	38/55/56	146	3	4	2	4	0
	39	18	0	0	0	0	0
	45/48/53/68	200	6	8	8	3	0
	47/51/62	200	4	2	7	6	0
	52/61	186	3	6	3	5	0
	65/67/71/72	118	2	5	0	1	0
GRAND TOTAL:		<u>4,572</u>	<u>110</u>	<u>102</u>	<u>105</u>	<u>67</u>	<u>0</u>

TOWN OF MENDON  
TOWN JUSTICE  
INDEPENDENCE PRIMARY

LEGISLATIVE DISTRICT OR TOWN	ELECTION DISTRICT	TOTAL VOTERS	CARA M. BRIGGS  4C	DOUG JONES  W-IN	SCATTER
Mendon					
	1/2/4/8	178	23	6	0
	3/7/9	114	4	1	0
	5/6	58	4	0	0
GRAND TOTAL:		<u>350</u>	<u>31</u>	<u>7</u>	<u>0</u>

TOWN OF PENFIELD  
TOWN JUSTICE  
INDEPENDENCE PRIMARY

LEGISLATIVE DISTRICT OR TOWN	ELECTION DISTRICT	TOTAL VOTERS	JIM MULLEY 3C	DAVID L. MURPHY 4C	SCATTER
Penfield	18/1/2/3/4/5/6/7/8/9/10/11/12/13/14/15/16/17/19/20/21/22/23/24/25/26/27/28/29/30/31/32/33/ 34/35/36/37/38/39/40/41/42	98	58	23	0
GRAND TOTAL:		<u>98</u>	<u>58</u>	<u>23</u>	<u>0</u>

TOWN OF PITTSFORD  
TOWN JUSTICE  
INDEPENDENCE PRIMARY

LEGISLATIVE DISTRICT OR TOWN	ELECTION DISTRICT	TOTAL VOTERS	CHRISTOPHER S. CIACCIO 5C	JOHN E. BERNACKI, JR. 6C	SCATTER
Pittsford					
	4/7/10/16/17/19/22/24/25/26/27/30/31/33/34	41	9	32	0
	12/21	53	2	6	0
	13/1/2/3/5/6/8/9/11/14/15/18/20/23/28/29/32	41	2	36	0
GRAND TOTAL:		<u>135</u>	<u>13</u>	<u>74</u>	<u>0</u>

TOWN OF WEBSTER  
MEMBER OF TOWN COUNCIL  
INDEPENDENCE PRIMARY  
(VOTE FOR 2)

LEGISLATIVE DISTRICT OR TOWN	ELECTION DISTRICT	TOTAL VOTERS	TAMMY R. GUROWSKI	MICHAEL J. GARBIN	PATRICIA CATALDI	BARRY DEANE	SCATTER
			3C	4C	W-IN	W-IN	
Webster	7/5/6/8/11/12/13/15/16/18/19/21/22/26/31/35/37/39/43	114	16	9	25	25	0
	10/1/2/3/4/9/14/17/20/23/24/25/27/28/29/30/32/33/34/36/38/40/41/42	210	25	18	28	21	0
GRAND TOTAL:		<u>324</u>	<u>41</u>	<u>27</u>	<u>53</u>	<u>46</u>	<u>0</u>

TOWN OF HAMLIN  
SUPERINTENDENT OF HIGHWAYS  
CONSERVATIVE PRIMARY

<u>LEGISLATIVE DISTRICT OR TOWN</u>	<u>ELECTION DISTRICT</u>	<u>TOTAL VOTERS</u>	<u>STEVEN J. BAASE  5D</u>	<u>SCOTT M. WITTE  W-IN</u>	<u>SCATTER</u>
Hamlin					
	1/6	98	1	1	0
	2/5	217	6	1	0
	3/7/11	146	6	0	0
	4	74	2	0	0
	8	66	4	0	0
	9	69	3	1	0
	10	134	4	0	0
GRAND TOTAL:		804	26	3	0

COUNTY COURT JUDGE  
WORKING FAMILIES PRIMARY  
SUMMARY

LEGISLATIVE DISTRICT OR TOWN	TOTAL VOTERS	BRIAN M. MCCARTHY	JOHN L. DEMARCO	SCATTER
		1E	2E	
Leg. Dist. 06	107	0	0	0
Leg. Dist. 07	98	0	0	0
Leg. Dist. 21	1,164	0	2	0
Leg. Dist. 22	596	0	1	0
Leg. Dist. 23	1,158	4	3	0
Leg. Dist. 24	693	2	0	0
Leg. Dist. 25	1,090	0	1	0
Leg. Dist. 26	343	1	3	0
Leg. Dist. 27	1,065	0	1	0
Leg. Dist. 28	424	0	2	0
Leg. Dist. 29	1,010	1	3	0
CITY	7,748	8	16	0
Brighton	13	1	0	0
Chili	1,683	0	6	0
Clarkson	35	0	0	0
East Rochester	4	0	1	0
Gates	21	2	2	0
Greece	55	2	4	0
Hamlin	804	0	1	0
Henrietta	116	0	0	0
Irondequoit	2,286	2	6	0
Mendon	350	0	1	0
Ogden	28	0	0	0
Parma	1,295	1	5	0
Penfield	98	0	4	0
Perinton	495	0	0	0
Pittsford	135	0	1	0
Riga	31	0	0	0
Rush	4	0	0	0
Sweden	33	0	0	0
Webster	162	0	10	0
Wheatland	1	0	0	0
TOWNS	7,649	8	41	0
GRAND TOTAL:	15,397	16	57	0



COUNTY COURT JUDGE  
WORKING FAMILIES PRIMARY  
DETAIL

LEGISLATIVE DISTRICT OR TOWN	ELECTION DISTRICT	TOTAL VOTERS	BRIAN M. MCCARTHY 1E	JOHN L. DEMARCO 2E	SCATTER
Leg. Dist. 06					
	1/4/5	70	0	0	0
	2/3	24	0	0	0
	6	13	0	0	0
Leg. Dist. 06		107	0	0	0
Leg. Dist. 07					
	1	28	0	0	0
	2	39	0	0	0
	3	31	0	0	0
Leg. Dist. 07		98	0	0	0
Leg. Dist. 21					
	1/24	118	0	0	0
	2/10	118	0	0	0
	3/4/15	109	0	0	0
	5/16/23/32	89	0	0	0
	6	59	0	0	0
	7	68	0	0	0
	8/17/28	68	0	0	0
	9	36	0	0	0
	11	26	0	0	0
	12	38	0	0	0
	13	26	0	1	0
	14	79	0	0	0
	18	33	0	0	0
	19/21	65	0	0	0
	20/33	49	0	0	0
	22	32	0	0	0
	25/27	71	0	1	0
	26	42	0	0	0
	29/30	22	0	0	0
	31/34	16	0	0	0

COUNTY COURT JUDGE  
WORKING FAMILIES PRIMARY  
DETAIL

LEGISLATIVE DISTRICT OR TOWN	ELECTION DISTRICT	TOTAL VOTERS	BRIAN M. MCCARTHY  1E	JOHN L. DEMARCO  2E	SCATTER
Leg. Dist. 21		1,164	0	2	0
Leg. Dist. 22					
	1	37	0	0	0
	2/13	24	0	0	0
	3	52	0	0	0
	4/16/19	22	0	1	0
	5	25	0	0	0
	6	41	0	0	0
	7	22	0	0	0
	8/22	59	0	0	0
	9	23	0	0	0
	10/17	31	0	0	0
	11/21	69	0	0	0
	12/23	53	0	0	0
	14/15	70	0	0	0
	18	21	0	0	0
	20	29	0	0	0
	24	18	0	0	0
Leg. Dist. 22		596	0	1	0
Leg. Dist. 23					
	1	23	0	0	0
	2	53	0	0	0
	3/11	90	1	0	0
	4/12/22	178	0	0	0
	5/7	64	1	0	0
	6/9/10/20	156	2	1	0
	8/14	56	0	0	0
	13	27	0	0	0
	15/23	43	0	0	0
	16/24-16	45	0	1	0
	17/18/19/27	129	0	0	0
	21	59	0	0	0

COUNTY COURT JUDGE  
WORKING FAMILIES PRIMARY  
DETAIL

LEGISLATIVE DISTRICT OR TOWN	ELECTION DISTRICT	TOTAL VOTERS	BRIAN M. MCCARTHY	JOHN L. DEMARCO	SCATTER
			1E	2E	
Leg. Dist. 23					
	24	40	0	0	0
	25/26	195	0	1	0
Leg. Dist. 23		1,158	4	3	0
Leg. Dist. 24					
	1/13	135	0	0	0
	2/3	137	0	0	0
	4/10	102	2	0	0
	5	48	0	0	0
	6	31	0	0	0
	7	19	0	0	0
	8/9	41	0	0	0
	11/12	41	0	0	0
	14/15	130	0	0	0
	17	9	0	0	0
Leg. Dist. 24		693	2	0	0
Leg. Dist. 25					
	1/22	97	0	0	0
	2	57	0	0	0
	3	97	0	1	0
	4/12	63	0	0	0
	5/10	110	0	0	0
	6	57	0	0	0
	7/13	99	0	0	0
	8/27-9	143	0	0	0
	9/11	69	0	0	0
	14/24	54	0	0	0
	15/27-18	72	0	0	0
	16/23/27-24	3	0	0	0
	17	20	0	0	0
	18	70	0	0	0
	19/21	18	0	0	0

COUNTY COURT JUDGE  
WORKING FAMILIES PRIMARY  
DETAIL

LEGISLATIVE DISTRICT OR TOWN	ELECTION DISTRICT	TOTAL VOTERS	BRIAN M. MCCARTHY 1E	JOHN L. DEMARCO 2E	SCATTER
Leg. Dist. 25	20/25	61	0	0	0
Leg. Dist. 25		1,090	0	1	0
Leg. Dist. 26	1/13	19	0	0	0
	2/28-10	22	0	0	0
	3/4/5/11	66	0	0	0
	7/8	37	0	1	0
	9/14	43	0	1	0
	10/12	80	1	1	0
	15/28-18/28-19	60	0	0	0
	16	16	0	0	0
Leg. Dist. 26		343	1	3	0
Leg. Dist. 27	1/2	88	0	0	0
	3	53	0	0	0
	4/5	119	0	0	0
	6/17	77	0	0	0
	7/12	80	0	1	0
	8	44	0	0	0
	10/11	78	0	0	0
	13/21	81	0	0	0
	14	40	0	0	0
	15	49	0	0	0
	16	77	0	0	0
	19/23	94	0	0	0
	20	38	0	0	0
	22	89	0	0	0
	27	35	0	0	0
	28	23	0	0	0
Leg. Dist. 27		1,065	0	1	0

COUNTY COURT JUDGE  
WORKING FAMILIES PRIMARY  
DETAIL

LEGISLATIVE DISTRICT OR TOWN	ELECTION DISTRICT	TOTAL VOTERS	BRIAN M. MCCARTHY	JOHN L. DEMARCO	SCATTER
			1E	2E	
Leg. Dist. 28					
	1/5/16	54	0	1	0
	2/3	30	0	0	0
	4	33	0	0	0
	6/9	38	0	0	0
	7	25	0	0	0
	8	73	0	0	0
	11/13/25	33	0	0	0
	12	22	0	0	0
	14/15/22	40	0	1	0
	17	5	0	0	0
	21	28	0	0	0
	23/24	43	0	0	0
Leg. Dist. 28		424	0	2	0
Leg. Dist. 29					
	1/20	59	0	0	0
	2/26	62	0	0	0
	3/8/9	117	0	3	0
	4/6	78	0	0	0
	5/7/10	90	0	0	0
	11/14	73	0	0	0
	12/17/24	88	1	0	0
	13/15	85	0	0	0
	16/19	61	0	0	0
	18	41	0	0	0
	21	47	0	0	0
	22	72	0	0	0
	23	73	0	0	0
	25	60	0	0	0
	27	4	0	0	0
Leg. Dist. 29		1,010	1	3	0

COUNTY COURT JUDGE  
WORKING FAMILIES PRIMARY  
DETAIL

LEGISLATIVE DISTRICT OR TOWN	ELECTION DISTRICT	TOTAL VOTERS	BRIAN M. MCCARTHY 1E	JOHN L. DEMARCO 2E	SCATTER
CITY		7,748	8	16	0
Brighton	4/1/2/3/5/6/7/8/9/10/11/12/13/14/15/16/17/18/19/20/21/22/23/24/25/26/27/28/29/30/31/32/33/34/35/36 /37/38/39/40/41/42/43/44/45/46	13	1	0	0
Brighton		13	1	0	0
Chili	1/19/27	172	0	0	0
	2	97	0	2	0
	3/31	31	0	0	0
	4/18/26/32	138	0	1	0
	5/23/29	122	0	0	0
	6/9	100	0	0	0
	7/15	54	0	0	0
	8/10	109	0	0	0
	11/12/33	157	0	0	0
	13/21	144	0	1	0
	14/24	181	0	1	0
	16/22	103	0	0	0
	17	154	0	0	0
	20/25/28	103	0	0	0
	30	18	0	1	0
Chili		1,683	0	6	0
Clarkson	6/1/2/3/4/5	35	0	0	0
Clarkson		35	0	0	0
East Rochester	2/1/3/4/5/6/7	4	0	1	0
East Rochester		4	0	1	0
Gates	2/1/3/4/5/6/7/8/9/10/11/12/13/14/15/16/17/18/19/20/21/22/23/24/25/26/27/28/29/30/31/32/33/34/35	21	2	2	0

COUNTY COURT JUDGE  
WORKING FAMILIES PRIMARY  
DETAIL

LEGISLATIVE DISTRICT OR TOWN	ELECTION DISTRICT	TOTAL VOTERS	BRIAN M. MCCARTHY	JOHN L. DEMARCO	SCATTER
			1E	2E	
Gates		21	2	2	0
Greece	13/4/5/6/7/8/9/10/11/14/19/20/22/23/25/26/32/36/40/42/49/51/55/59/60/61/62/63/64/68/75/80/83/95/96/ 101	10	0	1	0
	18/3/17/24/27/29/33/37/39/52/57/65/66/67/69/73/77/81/85/87/92/93/94/97/100/108/109	17	1	0	0
	35/1/12/21/30/31/41/46/47/48/50/56/74/78/82/84/98	9	1	2	0
	58/2/15/16/28/34/38/43/44/45/53/54/70/71/72/76/79/86/88/89/90/91/99/102/103/104/105/106/107	19	0	1	0
Greece		55	2	4	0
Hamlin	1/6	98	0	0	0
	2/5	217	0	1	0
	3/7/11	146	0	0	0
	4	74	0	0	0
	8	66	0	0	0
	9	69	0	0	0
	10	134	0	0	0
Hamlin		804	0	1	0
Henrietta	3	3	0	0	0
	15/1/2/6/7/8/9/10/12/13/14/17/18/19/20/21/22/25/26/27/28/29/31/32/33/35	103	0	0	0
	16/4/5/11/23/24/34	4	0	0	0
	30	6	0	0	0
Henrietta		116	0	0	0
Irondequoit	1/37	58	0	0	0
	2/9/40	86	0	0	0
	3	54	0	1	0
	4/46	61	0	0	0
	5/12/19	94	0	0	0
	6/7/16/22	209	0	0	0
	8/10/20	134	0	0	0

COUNTY COURT JUDGE  
WORKING FAMILIES PRIMARY  
DETAIL

LEGISLATIVE DISTRICT OR TOWN	ELECTION DISTRICT	TOTAL VOTERS	BRIAN M. MCCARTHY	JOHN L. DEMARCO	SCATTER
			1E	2E	
Irondequoit	11/34/41	121	0	0	0
	13/21	102	0	1	0
	14/28	76	0	0	0
	15/30/49	92	0	0	0
	17/32/58	75	0	0	0
	18/26/54/57	118	0	0	0
	23/29/35/43	97	0	2	0
	24/31/64/70	115	1	0	0
	25/44	91	0	0	0
	27/42/63	111	0	0	0
	33/59/60	108	0	0	0
	36/50/66/69	50	0	1	0
	38/55/56	73	0	1	0
	39	9	0	0	0
	45/48/53/68	100	0	0	0
	47/51/62	100	0	0	0
	52/61	93	0	0	0
	65/67/71/72	59	1	0	0
Irondequoit		2,286	2	6	0
Mendon	1/2/4/8	178	0	0	0
	3/7/9	114	0	1	0
	5/6	58	0	0	0
Mendon		350	0	1	0
Ogden	1/19	10	0	0	0
	2	2	0	0	0
	3/5/8/12	1	0	0	0
	4/18	1	0	0	0
	6/10	5	0	0	0
	9/13	2	0	0	0



COUNTY COURT JUDGE  
WORKING FAMILIES PRIMARY  
DETAIL

LEGISLATIVE DISTRICT OR TOWN	ELECTION DISTRICT	TOTAL VOTERS	BRIAN M. MCCARTHY	JOHN L. DEMARCO	SCATTER
			1E	2E	
Ogden	11	3	0	0	0
	14/15/17	4	0	0	0
Ogden		28	0	0	0
Parma	1/11	118	0	0	0
	2/8/12	309	0	3	0
	3/13	215	0	1	0
	4/5/6/7	312	0	1	0
	9/10/14/15	341	1	0	0
Parma		1,295	1	5	0
Penfield	18/1/2/3/4/5/6/7/8/9/10/11/12/13/14/15/16/17/19/20/21/22/23/24/25/26/27/28/29/30/31/32/33/34/35/36/ 37/38/39/40/41/42	98	0	4	0
Penfield		98	0	4	0
Perinton	1/39/45	32	0	0	0
	2	39	0	0	0
	3/32/35/52	58	0	0	0
	5/7/20	32	0	0	0
	8/27/33/53	69	0	0	0
	10/11/46	0	0	0	0
	12/16/18/22	55	0	0	0
	13/55	32	0	0	0
	15/26/31/40/48	47	0	0	0
	17/44	53	0	0	0
	19/23	11	0	0	0
	21/29/41	30	0	0	0
	28/49/51	33	0	0	0
	30/4/6/9/14/24/25/34/36/37/38/42/43/47/50/54/56	4	0	0	0
Perinton		495	0	0	0

COUNTY COURT JUDGE  
WORKING FAMILIES PRIMARY  
DETAIL

LEGISLATIVE DISTRICT OR TOWN	ELECTION DISTRICT	TOTAL VOTERS	BRIAN M. MCCARTHY	JOHN L. DEMARCO	SCATTER
			1E	2E	
Pittsford	4/7/10/16/17/19/22/24/25/26/27/30/31/33/34	41	0	0	0
	12/21	53	0	0	0
	13/1/2/3/5/6/8/9/11/14/15/18/20/23/28/29/32	41	0	1	0
Pittsford		135	0	1	0
Riga	1/2/3/6	13	0	0	0
	4/5	18	0	0	0
Riga		31	0	0	0
Rush	1/2/3/4	4	0	0	0
Rush		4	0	0	0
Sweden	2/5/6/8/9/10/11/12	30	0	0	0
	3/1/4/7	3	0	0	0
Sweden		33	0	0	0
Webster	7/5/6/8/11/12/13/15/16/18/19/21/22/26/31/35/37/39/43	57	0	4	0
	10/1/2/3/4/9/14/17/20/23/24/25/27/28/29/30/32/33/34/36/38/40/41/42	105	0	6	0
Webster		162	0	10	0
Wheatland	4/1/2/3/5	1	0	0	0
Wheatland		1	0	0	0
TOWNS		7,649	8	41	0
GRAND TOTAL:		15,397	16	57	0

STATE SUPREME COURT JUSTICE  
7TH JUDICIAL DISTRICT  
(VOTE FOR 2)  
SUMMARY

LEGISLATIVE DISTRICT OR TOWN	TOTAL VOTERS	LA MARR	PALOMA	KENNETH	ALEX	KENNETH	ALEX	KENNETH	ALEX	SCATTER	BLANK AND VOID
		J. JACKSON	A. CAPANNA	R. FISHER	R. RENZI	R. FISHER	R. RENZI	R. FISHER	R. RENZI		
		DEM	DEM	REP	REP	IND	IND	CON	CON		
Leg. Dist. 06	1,654	248	271	301	328	45	51	110	112	2	186
Leg. Dist. 07	1,142	177	179	196	201	36	38	56	55	0	204
Leg. Dist. 21	5,126	1,214	1,131	562	613	95	115	184	179	8	1,025
Leg. Dist. 22	2,042	678	527	64	83	20	17	35	34	0	584
Leg. Dist. 23	6,690	1,484	1,550	887	930	185	210	193	202	4	1,045
Leg. Dist. 24	4,032	984	1,001	456	486	99	100	86	91	6	723
Leg. Dist. 25	3,680	1,106	917	228	254	49	50	49	62	1	964
Leg. Dist. 26	2,554	429	428	393	419	79	79	113	133	0	481
Leg. Dist. 27	5,210	1,683	1,299	312	342	56	81	93	93	2	1,249
Leg. Dist. 28	2,760	607	578	306	346	63	80	104	110	6	560
Leg. Dist. 29	3,644	894	777	341	385	53	52	91	97	3	951
CITY	38,534	9,504	8,658	4,046	4,387	780	873	1,114	1,168	32	7,972
Brighton	13,846	2,832	2,895	2,372	2,549	374	384	464	486	1	1,489
Chili	12,160	1,425	1,511	2,580	2,705	333	354	777	802	0	1,673
Clarkson	2,952	309	306	627	659	72	80	212	214	0	473
East Rochester	2,766	400	390	565	630	60	72	114	105	0	430
Gates	12,314	1,682	1,705	2,620	2,891	238	277	559	570	0	1,772
Greece	43,776	5,057	5,626	8,896	9,658	1,141	1,271	2,472	2,542	0	7,113
Hamlin	3,706	325	341	849	894	82	95	252	250	1	617
Henrietta	13,370	1,892	1,783	2,529	3,126	348	455	780	810	0	1,647
Irondequoit	25,212	3,163	3,394	4,891	5,384	718	812	1,147	1,195	2	4,506
Mendon	4,952	597	622	1,056	1,102	145	145	301	311	1	672
Ogden	5,506	480	519	1,255	1,316	152	154	488	502	0	640
Parma	7,744	526	577	1,639	1,678	251	290	565	580	2	1,636
Penfield	17,852	2,292	2,405	3,824	4,061	517	602	1,074	1,085	0	1,992
Perinton	20,312	2,519	2,621	4,707	4,908	519	550	1,256	1,272	5	1,955
Pittsford	12,538	1,652	1,705	2,933	3,082	300	347	635	644	0	1,240
Riga	3,274	321	312	720	739	75	72	210	216	0	609
Rush	2,054	259	271	432	485	57	63	112	111	0	264
Sweden	4,400	585	602	834	912	110	119	286	300	0	652

STATE SUPREME COURT JUSTICE  
7TH JUDICIAL DISTRICT  
(VOTE FOR 2)  
SUMMARY

LEGISLATIVE DISTRICT OR TOWN	TOTAL VOTERS	LA MARR	PALOMA	KENNETH	ALEX	KENNETH	ALEX	KENNETH	ALEX	SCATTER	BLANK AND VOID
		J. JACKSON DEM	A. CAPANNA DEM	R. FISHER REP	R. RENZI REP	R. FISHER IND	R. RENZI IND	R. FISHER CON	R. RENZI CON		
Webster	17,402	1,931	2,367	3,902	4,038	487	507	1,117	1,160	2	1,891
Wheatland	2,184	249	252	436	448	61	74	181	182	3	298
TOWNS	228,320	28,496	30,204	47,667	51,265	6,040	6,723	13,002	13,337	17	31,569
GRAND TOTAL:	266,854	38,000	38,862	51,713	55,652	6,820	7,596	14,116	14,505	49	39,541

STATE SUPREME COURT JUSTICE  
7TH JUDICIAL DISTRICT  
(VOTE FOR 2)  
DETAIL

LEGISLATIVE DISTRICT OR TOWN	ELECTION DISTRICT	TOTAL VOTERS	LA MARR	PALOMA	KENNETH	ALEX	KENNETH	ALEX	KENNETH	ALEX	SCATTER	BLANK AND VOID
			J. JACKSON DEM	A. CAPANNA DEM	R. FISHER REP	R. RENZI REP	R. FISHER IND	R. RENZI IND	R. FISHER CON	R. RENZI CON		
Leg. Dist. 06												
	1	412	61	60	86	84	12	16	27	26	0	40
	2	152	24	28	25	25	5	8	7	8	0	22
	3	252	27	36	54	61	4	5	13	13	1	38
	4	290	44	51	50	55	7	7	22	22	0	32
	5	286	49	48	41	52	7	7	29	29	0	24
	6	262	43	48	45	51	10	8	12	14	1	30
Leg. Dist. 06		1,654	248	271	301	328	45	51	110	112	2	186
Leg. Dist. 07												
	1	488	73	73	94	98	15	18	24	22	0	71
	2	356	58	63	57	51	16	15	15	17	0	64
	3	298	46	43	45	52	5	5	17	16	0	69
Leg. Dist. 07		1,142	177	179	196	201	36	38	56	55	0	204
Leg. Dist. 21												
	1	268	53	62	33	33	9	8	14	16	1	39
	2	236	44	43	40	41	7	6	12	12	0	31
	3	108	26	23	10	16	0	0	4	5	1	23
	4	114	31	23	10	12	3	2	2	2	0	29
	5/16	224	40	36	31	35	8	7	12	13	0	42
	6	242	66	57	17	23	4	6	7	4	0	58
	7	332	75	70	51	58	3	4	11	10	0	50
	8/28	88	16	21	3	4	1	4	5	5	0	29
	9	198	44	40	25	24	5	3	11	11	0	35
	10	372	80	73	56	57	6	13	12	11	0	64
	11	88	22	16	11	15	0	1	4	4	0	15
	12	260	57	61	37	34	6	7	8	9	0	41
	13	110	33	39	6	3	2	2	2	3	1	19
	14	378	89	81	47	41	10	10	16	14	1	69
	15	220	38	46	20	23	4	6	10	12	0	61

STATE SUPREME COURT JUSTICE  
7TH JUDICIAL DISTRICT  
(VOTE FOR 2)  
DETAIL

LEGISLATIVE DISTRICT OR TOWN	ELECTION DISTRICT	TOTAL VOTERS	LA MARR	PALOMA	KENNETH	ALEX	KENNETH	ALEX	KENNETH	ALEX	SCATTER	BLANK AND VOID
			J. JACKSON DEM	A. CAPANNA DEM	R. FISHER REP	R. RENZI REP	R. FISHER IND	R. RENZI IND	R. FISHER CON	R. RENZI CON		
Leg. Dist. 21												
	17	146	30	29	16	17	3	2	4	3	2	40
	18	160	42	34	10	12	1	2	4	5	1	49
	19	50	20	17	3	2	0	0	0	0	0	8
	20	126	31	28	16	16	3	3	3	2	0	24
	21	178	54	40	16	18	1	4	5	5	0	35
	22	132	45	32	10	11	2	5	3	3	0	21
	23/32	134	34	33	13	15	5	3	3	3	0	25
	24	286	54	53	40	49	6	7	13	9	0	55
	25	176	46	43	8	16	0	2	5	2	1	53
	26	132	44	38	4	7	3	4	0	0	0	32
	27	106	33	28	5	5	0	0	4	5	0	26
	29/30	76	20	19	8	10	0	0	3	3	0	13
	31/34	96	28	27	5	6	1	1	2	2	0	24
	33	90	19	19	11	10	2	3	5	6	0	15
Leg. Dist. 21		5,126	1,214	1,131	562	613	95	115	184	179	8	1,025
Leg. Dist. 22												
	1	156	46	32	10	11	2	2	4	5	0	44
	2	40	14	13	1	1	0	0	0	0	0	11
	3	126	28	18	0	3	1	1	3	2	0	70
	4	34	11	8	0	2	0	0	1	0	0	12
	5	94	29	25	4	5	0	1	1	2	0	27
	6	110	44	33	3	2	1	0	1	0	0	26
	7	56	21	13	0	0	1	0	0	0	0	21
	8	116	31	23	4	10	4	2	6	6	0	30
	9	66	26	24	1	1	1	1	3	2	0	7
	10	88	33	24	3	3	0	0	2	3	0	20
	11	118	43	36	1	1	2	5	2	1	0	27
	12	86	32	25	2	2	1	0	0	0	0	24

STATE SUPREME COURT JUSTICE  
7TH JUDICIAL DISTRICT  
(VOTE FOR 2)  
DETAIL

LEGISLATIVE DISTRICT OR TOWN	ELECTION DISTRICT	TOTAL VOTERS	LA MARR	PALOMA	KENNETH	ALEX	KENNETH	ALEX	KENNETH	ALEX	SCATTER	BLANK AND VOID
			J. JACKSON DEM	A. CAPANNA DEM	R. FISHER REP	R. RENZI REP	R. FISHER IND	R. RENZI IND	R. FISHER CON	R. RENZI CON		
Leg. Dist. 22												
	13	40	15	13	1	0	0	0	0	1	0	10
	14	140	46	32	7	6	0	1	1	2	0	45
	15	132	48	35	4	8	3	0	1	2	0	31
	16	26	10	8	1	2	0	1	1	0	0	3
	17	52	17	13	3	2	0	0	4	3	0	10
	18	66	21	16	1	0	1	0	1	0	0	26
	19	58	20	19	1	2	0	2	1	1	0	12
	20	126	51	40	3	3	1	0	0	0	0	28
	21	68	19	17	2	4	1	1	1	2	0	21
	22	114	38	27	6	7	0	0	0	0	0	36
	23	68	22	19	1	2	0	0	1	1	0	22
	24	62	13	14	5	6	1	0	1	1	0	21
Leg. Dist. 22		2,042	678	527	64	83	20	17	35	34	0	584
Leg. Dist. 23												
	1	146	37	40	15	20	3	3	3	3	1	21
	2	232	61	65	28	28	3	4	7	8	0	28
	3	132	34	35	18	20	1	1	3	3	0	17
	4	316	75	78	33	36	12	12	11	13	0	46
	5	144	35	34	15	15	5	5	5	8	0	22
	6	116	23	31	13	14	6	6	2	2	0	19
	7	190	54	54	19	24	7	5	5	3	0	19
	8	182	40	44	26	27	6	5	4	4	0	26
	9	182	45	47	24	21	6	6	2	2	0	29
	10	202	44	44	31	34	3	2	6	5	0	33
	11	270	60	68	31	29	7	10	8	7	0	50
	12	380	84	87	51	57	10	12	6	7	0	66
	13	174	33	29	28	26	4	3	7	8	0	36

STATE SUPREME COURT JUSTICE  
7TH JUDICIAL DISTRICT  
(VOTE FOR 2)  
DETAIL

LEGISLATIVE DISTRICT OR TOWN	ELECTION DISTRICT	TOTAL VOTERS	LA MARR J. JACKSON	PALOMA A. CAPANNA	KENNETH R. FISHER	ALEX R. RENZI	KENNETH R. FISHER	ALEX R. RENZI	KENNETH R. FISHER	ALEX R. RENZI	SCATTER	BLANK AND VOID
			DEM	DEM	REP	REP	IND	IND	CON	CON		
Leg. Dist. 23	14	164	40	47	22	19	5	4	5	5	0	17
	15	118	27	25	13	18	1	0	7	7	0	20
	16	142	39	44	19	17	2	2	0	0	0	19
	17	348	58	72	51	51	11	11	11	12	0	71
	18	372	73	73	54	57	8	13	18	18	0	58
	19	294	48	54	43	40	5	7	18	20	1	58
	20	310	83	75	40	43	7	9	7	8	0	38
	21	332	75	79	42	44	11	13	10	11	0	47
	22	232	51	53	42	40	4	7	4	4	0	27
	23	114	26	28	15	12	1	5	4	5	1	17
	24	318	86	80	32	37	7	9	5	4	0	58
	25	506	108	102	75	82	16	15	13	13	0	82
	26	534	100	115	80	87	24	27	8	9	1	83
	27	240	45	47	27	32	10	14	14	13	0	38
Leg. Dist. 23		6,690	1,484	1,550	887	930	185	210	193	202	4	1,045
Leg. Dist. 24	1	374	101	106	32	38	15	11	7	7	3	54
	2	294	81	78	33	33	5	5	4	4	0	51
	3	360	99	102	36	37	9	10	7	7	0	53
	4	232	46	54	29	27	5	8	6	5	1	51
	5	272	56	54	40	46	12	9	3	4	0	48
	6	186	37	37	34	38	3	4	5	5	0	23
	7	180	35	37	24	27	8	5	4	6	0	34
	8	244	69	72	26	25	5	7	11	11	0	18
	9	174	35	36	33	39	2	3	2	3	0	21
	10	282	75	80	32	26	11	11	1	2	0	44
	11	84	17	20	11	12	1	3	2	3	0	15



STATE SUPREME COURT JUSTICE  
7TH JUDICIAL DISTRICT  
(VOTE FOR 2)  
DETAIL

LEGISLATIVE DISTRICT OR TOWN	ELECTION DISTRICT	TOTAL VOTERS	LA MARR	PALOMA	KENNETH	ALEX	KENNETH	ALEX	KENNETH	ALEX	SCATTER	BLANK AND VOID
			J. JACKSON DEM	A. CAPANNA DEM	R. FISHER REP	R. RENZI REP	R. FISHER IND	R. RENZI IND	R. FISHER CON	R. RENZI CON		
Leg. Dist. 24												
	12	94	20	18	10	10	2	2	3	0	0	29
	13	254	67	74	18	20	5	2	7	9	1	51
	14	288	79	74	18	23	2	9	8	8	1	66
	15	374	79	79	39	39	3	4	11	13	0	107
	16	192	48	45	21	23	8	5	5	4	0	33
	17	148	40	35	20	23	3	2	0	0	0	25
Leg. Dist. 24		4,032	984	1,001	456	486	99	100	86	91	6	723
Leg. Dist. 25												
	1	248	57	48	35	32	5	3	7	7	0	54
	2	168	58	43	4	7	3	1	3	2	0	47
	3	344	102	79	13	13	4	2	4	4	0	123
	4/12	272	77	78	24	29	5	7	2	2	0	48
	5	100	37	30	1	3	1	1	0	0	0	27
	6	236	64	65	12	15	2	2	2	6	0	68
	7	136	50	39	0	0	0	0	1	2	0	44
	8	208	82	55	3	4	2	1	3	3	1	54
	9	120	45	35	1	1	0	0	0	1	0	37
	10	200	62	55	8	8	5	5	2	2	0	53
	11	116	44	29	6	6	1	1	0	0	0	29
	13	164	67	44	2	4	3	3	2	1	0	38
	14/24	282	82	77	30	31	7	4	3	4	0	44
	15	118	36	29	3	3	1	1	2	2	0	41
	16	18	4	3	4	4	0	1	0	0	0	2
	17	86	29	21	1	1	0	1	0	1	0	32
	18	312	65	67	32	39	2	5	8	11	0	83
	19/21	108	21	18	19	23	4	4	1	1	0	17
	20/25	300	82	69	19	17	0	4	4	9	0	96

STATE SUPREME COURT JUSTICE  
7TH JUDICIAL DISTRICT  
(VOTE FOR 2)  
DETAIL

LEGISLATIVE DISTRICT OR TOWN	ELECTION DISTRICT	TOTAL VOTERS	LA MARR	PALOMA	KENNETH	ALEX	KENNETH	ALEX	KENNETH	ALEX	SCATTER	BLANK AND VOID
			J. JACKSON DEM	A. CAPANNA DEM	R. FISHER REP	R. RENZI REP	R. FISHER IND	R. RENZI IND	R. FISHER CON	R. RENZI CON		
Leg. Dist. 25												
	22	134	39	29	11	13	3	4	5	4	0	26
	23	10	3	4	0	1	1	0	0	0	0	1
Leg. Dist. 25		3,680	1,106	917	228	254	49	50	49	62	1	964
Leg. Dist. 26												
	1/13	142	30	28	18	21	5	3	5	5	0	27
	2	86	20	19	7	5	1	3	3	5	0	23
	3	178	24	31	31	33	5	4	8	8	0	34
	4	266	32	33	49	52	10	8	20	20	0	42
	5	166	41	39	19	19	3	3	9	10	0	23
	7	152	25	25	26	27	4	6	7	9	0	23
	8	178	39	32	23	29	3	1	4	7	0	40
	9	208	26	26	29	35	11	8	14	16	0	43
	10	160	28	24	24	25	4	3	8	12	0	32
	11	202	23	28	39	41	5	7	9	10	0	40
	12	316	60	59	40	47	10	13	11	11	0	65
	14	132	26	21	20	19	4	4	7	8	0	23
	15	196	32	37	33	37	5	8	5	7	0	32
	16	168	23	26	34	29	8	7	3	5	0	33
	17	4	0	0	1	0	1	1	0	0	0	1
Leg. Dist. 26		2,554	429	428	393	419	79	79	113	133	0	481
Leg. Dist. 27												
	1	234	70	49	16	16	1	3	13	11	0	55
	2	240	76	63	11	12	3	3	10	7	0	55
	3/24	226	68	59	14	18	3	3	5	5	0	51
	4	302	97	79	15	19	5	9	8	9	0	61
	5	262	95	69	19	18	1	2	2	2	0	54
	6	226	74	52	17	19	3	3	4	4	0	50
	7	270	81	68	20	20	3	2	6	7	0	63

STATE SUPREME COURT JUSTICE  
7TH JUDICIAL DISTRICT  
(VOTE FOR 2)  
DETAIL

LEGISLATIVE DISTRICT OR TOWN	ELECTION DISTRICT	TOTAL VOTERS	LA MARR	PALOMA	KENNETH	ALEX	KENNETH	ALEX	KENNETH	ALEX	SCATTER	BLANK AND VOID
			J. JACKSON DEM	A. CAPANNA DEM	R. FISHER REP	R. RENZI REP	R. FISHER IND	R. RENZI IND	R. FISHER CON	R. RENZI CON		
Leg. Dist. 27												
	8	190	58	46	10	11	1	2	1	1	1	59
	9	316	95	81	20	27	5	7	0	0	0	81
	10	276	73	63	26	28	4	4	9	10	0	59
	11	202	65	49	16	15	3	4	5	6	0	39
	12	188	58	45	7	11	0	2	3	3	0	59
	13	194	71	56	7	8	2	3	3	3	0	41
	14	198	72	49	15	18	2	5	1	1	0	35
	15	172	66	42	5	5	0	4	2	3	0	45
	16	260	89	69	12	17	2	3	1	1	0	66
	17	98	29	27	12	11	1	1	1	1	0	15
	18	182	63	53	8	8	0	0	3	3	0	44
	19	210	65	44	13	12	3	3	4	6	0	60
	20	126	49	29	3	3	1	1	1	0	0	39
	21	120	45	28	6	8	1	1	0	3	1	27
	22	280	100	76	11	11	4	5	2	2	0	69
	23	114	37	32	5	2	1	2	0	0	0	35
	27	178	45	40	13	16	3	3	7	3	0	48
	28	146	42	31	11	9	4	6	2	2	0	39
Leg. Dist. 27		5,210	1,683	1,299	312	342	56	81	93	93	2	1,249
Leg. Dist. 28												
	1	130	28	24	12	18	1	4	7	7	0	29
	2	146	22	22	24	25	6	4	7	5	0	31
	3	78	23	22	6	7	1	1	2	2	0	14
	4	208	44	41	23	28	5	6	5	4	0	52
	5	118	30	24	18	19	1	3	3	3	2	15
	6	150	28	32	22	19	1	3	5	6	0	34
	7	210	40	35	26	31	3	3	5	6	1	60
	8	198	58	55	9	12	5	5	3	2	0	49

STATE SUPREME COURT JUSTICE  
7TH JUDICIAL DISTRICT  
(VOTE FOR 2)  
DETAIL

LEGISLATIVE DISTRICT OR TOWN	ELECTION DISTRICT	TOTAL VOTERS	LA MARR	PALOMA	KENNETH	ALEX	KENNETH	ALEX	KENNETH	ALEX	SCATTER	BLANK AND VOID
			J. JACKSON DEM	A. CAPANNA DEM	R. FISHER REP	R. RENZI REP	R. FISHER IND	R. RENZI IND	R. FISHER CON	R. RENZI CON		
Leg. Dist. 28	9	86	14	13	14	10	4	3	4	5	0	19
	10	82	14	16	12	11	1	3	5	5	0	15
	11/25	180	46	36	23	26	5	3	3	5	0	33
	12	74	19	19	4	6	1	0	3	3	0	19
	13	120	30	30	8	7	3	4	9	10	1	18
	14	102	25	23	15	15	1	1	6	6	0	10
	15	56	13	11	3	4	2	5	1	2	1	14
	16	144	30	29	13	17	4	7	8	8	0	28
	17	58	9	9	9	7	1	1	3	3	0	16
	18/19	166	33	30	19	25	7	9	8	8	0	27
	21	184	40	46	19	22	4	7	10	10	1	25
	22	62	16	17	3	2	1	1	2	3	0	17
	23/24	208	45	44	24	35	6	7	5	7	0	35
Leg. Dist. 28		2,760	607	578	306	346	63	80	104	110	6	560
Leg. Dist. 29	1/2	64	19	11	5	5	0	1	0	0	0	23
	3	146	42	39	13	13	2	1	1	2	0	33
	4	172	41	38	18	20	2	3	9	10	0	31
	5/7	172	38	34	18	21	3	6	4	2	0	46
	6	140	37	30	14	15	4	1	6	6	0	27
	8	202	50	43	19	27	5	4	6	7	0	41
	9	154	28	33	25	25	0	2	4	4	0	33
	10	172	43	28	15	16	3	0	8	9	0	50
	11	142	26	32	21	19	2	3	5	6	0	28
	12/17	132	36	29	13	12	0	1	4	5	1	31
	13	158	49	37	5	11	3	1	0	2	0	50
	14	156	43	37	14	17	1	2	3	4	0	35
	15	138	38	31	12	15	2	1	1	2	0	36

STATE SUPREME COURT JUSTICE  
7TH JUDICIAL DISTRICT  
(VOTE FOR 2)  
DETAIL

LEGISLATIVE DISTRICT OR TOWN	ELECTION DISTRICT	TOTAL VOTERS	LA MARR	PALOMA	KENNETH	ALEX	KENNETH	ALEX	KENNETH	ALEX	SCATTER	BLANK AND VOID
			J. JACKSON DEM	A. CAPANNA DEM	R. FISHER REP	R. RENZI REP	R. FISHER IND	R. RENZI IND	R. FISHER CON	R. RENZI CON		
Leg. Dist. 29												
	16	46	11	11	4	3	0	0	2	2	0	13
	18	212	38	39	36	35	4	8	6	6	1	39
	19	128	31	30	12	15	1	0	4	4	0	31
	20	156	48	41	8	10	1	3	3	2	0	40
	21	208	49	46	18	18	3	2	10	7	0	55
	22	158	40	35	4	7	2	1	0	1	0	68
	23	198	42	35	11	10	2	4	3	1	0	90
	24	170	33	31	24	28	1	2	4	5	0	42
	25	302	72	56	28	38	10	5	7	7	1	78
	26	92	31	22	3	4	2	1	1	3	0	25
	27	26	9	9	1	1	0	0	0	0	0	6
Leg. Dist. 29		3,644	894	777	341	385	53	52	91	97	3	951
CITY		38,534	9,504	8,658	4,046	4,387	780	873	1,114	1,168	32	7,972
Brighton												
	1	334	81	76	52	54	8	9	11	11	0	32
	2	262	37	46	47	48	6	7	13	14	0	44
	3	358	64	66	68	66	17	16	11	9	0	41
	4	340	75	78	56	59	14	13	7	7	0	31
	5	290	76	83	39	42	7	6	3	4	0	30
	6	454	88	87	90	91	7	7	19	19	0	46
	7	258	54	54	42	49	8	6	13	13	0	19
	8	314	46	47	74	71	6	7	15	12	0	36
	9	398	75	82	59	64	18	17	17	18	1	47
	10	322	60	64	61	69	7	7	11	14	0	29
	11	428	88	90	74	82	8	11	18	19	0	38
	12	384	82	93	66	69	10	10	11	9	0	34
	13	276	45	42	53	55	13	11	9	12	0	36

STATE SUPREME COURT JUSTICE  
7TH JUDICIAL DISTRICT  
(VOTE FOR 2)  
DETAIL

LEGISLATIVE DISTRICT OR TOWN	ELECTION DISTRICT	TOTAL VOTERS	LA MARR	PALOMA	KENNETH	ALEX	KENNETH	ALEX	KENNETH	ALEX	SCATTER	BLANK AND VOID
			J. JACKSON DEM	A. CAPANNA DEM	R. FISHER REP	R. RENZI REP	R. FISHER IND	R. RENZI IND	R. FISHER CON	R. RENZI CON		
Brighton	14	130	34	34	16	20	2	6	2	1	0	15
	15	290	40	45	49	54	12	12	19	17	0	42
	16	250	23	25	70	76	6	7	13	12	0	18
	17	180	68	61	10	14	3	2	1	2	0	19
	18	362	99	105	41	47	8	11	9	12	0	30
	19	250	54	55	39	41	9	9	9	10	0	24
	20	170	35	35	26	28	3	3	8	8	0	24
	21	264	53	54	41	44	10	11	12	12	0	27
	22	306	56	50	66	62	11	10	13	13	0	25
	23	282	60	62	47	54	10	11	6	5	0	27
	24	494	88	82	90	104	7	8	14	16	0	85
	25	242	61	63	37	38	5	6	6	9	0	17
	26	252	40	47	44	48	4	6	15	17	0	31
	27	276	69	73	40	42	10	7	4	4	0	27
	28	370	79	78	70	74	8	6	10	8	0	37
	29	288	49	59	57	63	8	4	10	13	0	25
	30	682	157	136	98	111	18	17	9	13	0	123
	31	294	53	61	58	62	8	9	3	3	0	37
	32	410	77	87	80	78	11	12	14	15	0	36
	33	390	80	72	81	83	4	7	13	15	0	35
	34	348	61	60	58	73	8	6	19	21	0	42
	35	244	49	56	38	37	8	9	16	15	0	16
	36	140	34	31	15	22	2	5	6	5	0	20
	37	256	61	64	35	36	8	6	7	7	0	32
	38	326	73	84	53	58	10	10	7	6	0	25
	39	260	50	42	48	54	7	9	13	13	0	24
	40	496	113	105	88	98	13	15	9	10	0	45

STATE SUPREME COURT JUSTICE  
7TH JUDICIAL DISTRICT  
(VOTE FOR 2)  
DETAIL

LEGISLATIVE DISTRICT OR TOWN	ELECTION DISTRICT	TOTAL VOTERS	LA MARR	PALOMA	KENNETH	ALEX	KENNETH	ALEX	KENNETH	ALEX	SCATTER	BLANK AND VOID
			J. JACKSON DEM	A. CAPANNA DEM	R. FISHER REP	R. RENZI REP	R. FISHER IND	R. RENZI IND	R. FISHER CON	R. RENZI CON		
Brighton												
	41	298	66	74	49	51	10	8	6	7	0	27
	42	120	28	31	19	20	1	1	5	5	0	10
	43	316	59	56	62	68	4	7	15	17	0	28
	44	96	21	19	14	17	2	2	2	2	0	17
	45	166	25	32	30	28	6	6	8	9	0	22
	46	180	46	49	22	25	9	9	3	3	0	14
		13,846	2,832	2,895	2,372	2,549	374	384	464	486	1	1,489
Brighton Chili												
	1	360	40	47	84	85	8	7	22	20	0	47
	2	496	56	63	103	106	7	7	38	39	0	77
	3	364	48	52	78	81	9	9	21	21	0	45
	4	256	33	36	52	49	10	10	15	18	0	33
	5	376	46	50	86	85	9	10	16	16	0	58
	6	404	43	41	95	91	7	12	23	22	0	70
	7	196	32	26	41	44	4	4	10	10	0	25
	8	360	37	30	79	93	9	10	28	29	0	45
	9	402	43	43	83	82	17	17	23	26	0	68
	10	222	17	21	57	51	6	10	21	20	0	19
	11	352	37	45	78	80	9	11	29	27	0	36
	12	324	45	41	74	79	6	6	20	21	0	32
	13	518	51	61	129	131	13	15	33	33	0	52
	14	430	34	44	83	93	13	11	44	46	0	62
	15	368	30	35	91	98	11	8	18	21	0	56
	16	534	78	77	116	116	14	13	28	29	0	63
	17	964	105	111	201	218	24	21	71	76	0	137
	18	354	40	47	66	74	15	14	19	21	0	58
	19	416	59	62	88	92	14	13	14	11	0	63

STATE SUPREME COURT JUSTICE  
7TH JUDICIAL DISTRICT  
(VOTE FOR 2)  
DETAIL

LEGISLATIVE DISTRICT OR TOWN	ELECTION DISTRICT	TOTAL VOTERS	LA MARR	PALOMA	KENNETH	ALEX	KENNETH	ALEX	KENNETH	ALEX	SCATTER	BLANK AND VOID
			J. JACKSON DEM	A. CAPANNA DEM	R. FISHER REP	R. RENZI REP	R. FISHER IND	R. RENZI IND	R. FISHER CON	R. RENZI CON		
Chili												
	20	462	47	46	99	108	11	14	30	32	0	75
	21	354	42	46	67	69	10	14	17	18	0	71
	22	258	37	38	42	40	12	13	17	15	0	44
	23	306	26	32	70	80	15	12	18	21	0	32
	24	636	85	86	133	143	18	19	38	40	0	74
	25	214	43	41	37	38	8	8	11	10	0	18
	26	444	52	54	92	97	14	17	32	35	0	51
	27	378	48	52	62	68	8	9	34	34	0	63
	28	256	43	44	41	39	6	7	13	17	0	46
	29	280	27	35	70	72	4	5	15	15	0	37
	30	184	23	26	35	36	6	9	12	12	0	25
	31	14	2	1	4	4	0	0	1	1	0	1
	32	294	23	28	69	73	8	6	24	25	0	38
	33	384	53	50	75	90	8	13	22	21	0	52
Chili		12,160	1,425	1,511	2,580	2,705	333	354	777	802	0	1,673
Clarkson												
	1	518	52	59	122	125	11	11	34	39	0	65
	2	414	44	39	86	92	7	9	31	31	0	75
	3	542	77	72	105	114	10	11	35	36	0	82
	4	666	58	56	154	157	19	20	42	42	0	118
	5	446	39	41	88	96	14	17	44	42	0	65
	6	366	39	39	72	75	11	12	26	24	0	68
Clarkson		2,952	309	306	627	659	72	80	212	214	0	473
East Rochester												
	1	464	92	77	82	97	10	11	21	15	0	59
	2	406	49	49	98	102	7	7	9	9	0	76
	3	460	64	67	105	112	6	9	20	20	0	57



STATE SUPREME COURT JUSTICE  
7TH JUDICIAL DISTRICT  
(VOTE FOR 2)  
DETAIL

LEGISLATIVE DISTRICT OR TOWN	ELECTION DISTRICT	TOTAL VOTERS	LA MARR	PALOMA	KENNETH	ALEX	KENNETH	ALEX	KENNETH	ALEX	SCATTER	BLANK AND VOID
			J. JACKSON DEM	A. CAPANNA DEM	R. FISHER REP	R. RENZI REP	R. FISHER IND	R. RENZI IND	R. FISHER CON	R. RENZI CON		
East Rochester												
	4	362	42	48	70	87	9	9	13	14	0	70
	5	294	42	35	59	66	7	7	13	15	0	50
	6	384	51	50	78	86	9	13	15	12	0	70
	7	396	60	64	73	80	12	16	23	20	0	48
East Rochester		2,766	400	390	565	630	60	72	114	105	0	430
Gates												
	1	282	42	46	62	63	7	6	15	15	0	26
	2	388	55	50	86	97	9	10	10	13	0	58
	3	250	46	41	43	50	5	4	11	14	0	36
	4	414	59	53	79	95	5	11	24	24	0	64
	5	568	76	78	118	139	11	9	24	28	0	85
	6	394	50	52	91	97	10	16	11	11	0	56
	7	668	76	85	154	174	15	16	31	31	0	86
	8	312	35	32	94	93	3	7	8	7	0	33
	9	446	72	74	90	94	7	10	8	8	0	83
	10	270	40	39	52	60	6	6	13	13	0	41
	11	332	42	42	79	77	7	6	12	14	0	53
	12	238	37	34	43	43	3	6	16	14	0	42
	13	304	40	40	63	74	4	6	16	19	0	42
	14	310	35	46	67	75	5	6	7	7	0	62
	15	568	66	63	115	126	14	10	27	27	0	120
	16	278	41	43	56	60	7	9	16	15	0	31
	17	300	57	50	52	69	4	3	13	14	0	38
	18	412	41	39	101	110	4	6	26	25	0	60
	19	384	39	43	86	95	8	10	25	23	0	55
	20	402	63	70	83	93	7	8	15	13	0	50
	21	404	57	52	91	103	3	7	11	13	0	67
	22	354	45	45	69	76	5	5	33	29	0	47

STATE SUPREME COURT JUSTICE  
7TH JUDICIAL DISTRICT  
(VOTE FOR 2)  
DETAIL

LEGISLATIVE DISTRICT OR TOWN	ELECTION DISTRICT	TOTAL VOTERS	LA MARR	PALOMA	KENNETH	ALEX	KENNETH	ALEX	KENNETH	ALEX	SCATTER	BLANK AND VOID
			J. JACKSON DEM	A. CAPANNA DEM	R. FISHER REP	R. RENZI REP	R. FISHER IND	R. RENZI IND	R. FISHER CON	R. RENZI CON		
Gates												
	23	368	44	39	87	90	8	11	23	21	0	45
	24	300	49	43	60	70	9	8	14	15	0	32
	25	314	42	38	65	81	5	6	11	12	0	54
	26	390	47	59	89	96	5	7	23	24	0	40
	27	404	77	73	68	73	6	7	18	16	0	66
	28	294	46	54	58	64	8	8	6	9	0	41
	29	280	50	51	52	52	5	8	16	17	0	29
	30	204	27	23	38	46	9	6	7	11	0	37
	31	336	37	40	80	87	9	9	15	15	0	44
	32	446	57	66	106	113	7	8	17	19	0	53
	33	142	25	28	26	32	5	6	5	4	0	11
	34	288	31	36	64	66	7	9	15	15	0	45
	35	270	36	38	53	58	6	7	17	15	0	40
Gates		12,314	1,682	1,705	2,620	2,891	238	277	559	570	0	1,772
Greece												
	1	406	57	62	71	75	14	16	23	25	0	63
	2	442	49	58	93	89	20	24	28	26	0	55
	3	394	43	48	82	85	9	8	27	28	0	64
	4	356	38	47	71	69	10	11	24	26	0	60
	5	290	25	37	53	57	11	12	15	16	0	64
	6	290	26	31	51	55	9	7	22	22	0	67
	7	344	39	53	68	69	13	12	15	16	0	59
	8	332	36	36	67	70	6	11	14	18	0	74
	9	292	34	37	61	62	7	11	22	25	0	33
	10	320	50	50	60	59	10	12	17	14	0	48
	11	132	18	24	20	23	3	4	5	4	0	31
	12	206	30	27	41	45	6	7	10	9	0	31
	13	346	47	49	67	73	7	6	20	20	0	57

STATE SUPREME COURT JUSTICE  
7TH JUDICIAL DISTRICT  
(VOTE FOR 2)  
DETAIL

LEGISLATIVE DISTRICT OR TOWN	ELECTION DISTRICT	TOTAL VOTERS	LA MARR	PALOMA	KENNETH	ALEX	KENNETH	ALEX	KENNETH	ALEX	SCATTER	BLANK AND VOID
			J. JACKSON DEM	A. CAPANNA DEM	R. FISHER REP	R. RENZI REP	R. FISHER IND	R. RENZI IND	R. FISHER CON	R. RENZI CON		
Greece	14	272	35	37	53	59	5	3	14	16	0	50
	15	344	33	31	74	85	11	9	20	20	0	61
	16	316	30	27	73	77	15	14	14	14	0	52
	17	466	44	60	105	116	10	16	30	32	0	53
	18	450	53	56	102	104	16	17	23	22	0	57
	19	326	47	52	58	70	7	7	12	14	0	59
	20	304	36	38	58	63	12	12	23	22	0	40
	21	300	39	36	54	57	9	13	18	21	0	53
	22	260	36	39	47	57	10	7	8	9	0	47
	23	696	102	115	121	146	11	11	29	30	0	131
	24	566	54	66	112	117	27	25	29	33	0	103
	25	388	47	55	80	88	9	6	20	20	0	63
	26	350	35	41	79	89	5	5	22	20	0	54
	27	410	43	49	75	84	7	12	25	27	0	88
	28	462	47	50	97	106	10	15	28	27	0	82
	29	428	51	63	96	96	8	12	22	21	0	59
	30	256	28	34	46	52	3	4	17	14	0	58
	31	362	45	54	81	84	8	6	18	20	0	46
	32	314	45	43	56	57	8	7	20	25	0	53
	33	398	41	39	83	89	8	15	23	24	0	76
	34	468	56	69	93	92	16	14	30	29	0	69
	35	480	57	62	84	92	12	17	28	29	0	99
	36	468	53	64	92	103	11	13	22	22	0	88
	37	314	32	45	54	61	10	12	28	25	0	47
	38	564	74	74	122	131	8	13	28	29	0	85
	39	284	46	44	58	61	2	2	19	18	0	34
	40	300	38	44	54	62	11	12	16	19	0	44
	41	436	65	73	74	82	12	11	29	29	0	61

STATE SUPREME COURT JUSTICE  
7TH JUDICIAL DISTRICT  
(VOTE FOR 2)  
DETAIL

LEGISLATIVE DISTRICT OR TOWN	ELECTION DISTRICT	TOTAL VOTERS	LA MARR	PALOMA	KENNETH	ALEX	KENNETH	ALEX	KENNETH	ALEX	SCATTER	BLANK AND VOID
			J. JACKSON DEM	A. CAPANNA DEM	R. FISHER REP	R. RENZI REP	R. FISHER IND	R. RENZI IND	R. FISHER CON	R. RENZI CON		
Greece	42	322	53	55	55	59	5	4	20	18	0	53
	43	318	20	21	71	77	12	16	29	30	0	42
	44	616	70	81	140	147	11	13	39	39	0	76
	45	538	53	64	122	136	10	14	26	28	0	85
	46	232	32	32	50	52	4	6	17	18	0	21
	47	410	55	68	80	85	11	8	22	23	0	58
	48	286	28	28	64	69	8	11	15	12	0	51
	49	318	38	34	65	62	7	8	22	21	0	61
	50	394	51	55	76	82	11	13	20	19	0	67
	51	268	35	43	53	53	8	6	15	14	0	41
	52	468	45	52	107	121	11	14	29	27	0	62
	53	270	38	46	45	47	11	10	17	17	0	39
	54	484	60	55	87	97	20	21	31	33	0	80
	55	360	43	44	79	77	6	9	24	24	0	54
	56	544	58	60	133	145	9	9	28	29	0	73
	57	374	53	52	68	81	9	9	23	22	0	57
	58	540	61	71	103	121	19	17	30	27	0	91
	59	182	26	31	33	38	5	4	13	14	0	18
	60	320	47	48	56	65	5	6	15	17	0	61
	61	410	61	63	66	70	6	9	21	25	0	89
	62	412	47	50	87	95	10	10	14	13	0	86
	63	452	72	74	80	78	10	16	23	22	0	77
	64	296	39	37	62	70	8	9	11	9	0	51
	65	388	42	51	97	96	12	15	8	8	0	59
	66	216	36	40	39	45	4	7	11	12	0	22
	67	346	45	48	67	75	10	15	20	22	0	44
	68	546	58	58	105	127	16	22	44	46	0	70
	69	324	47	46	73	73	3	8	16	17	0	41

STATE SUPREME COURT JUSTICE  
7TH JUDICIAL DISTRICT  
(VOTE FOR 2)  
DETAIL

LEGISLATIVE DISTRICT OR TOWN	ELECTION DISTRICT	TOTAL VOTERS	LA MARR	PALOMA	KENNETH	ALEX	KENNETH	ALEX	KENNETH	ALEX	SCATTER	BLANK AND VOID
			J. JACKSON DEM	A. CAPANNA DEM	R. FISHER REP	R. RENZI REP	R. FISHER IND	R. RENZI IND	R. FISHER CON	R. RENZI CON		
Greece	70	830	80	98	185	195	21	24	46	50	0	131
	71	512	65	71	100	107	16	13	29	30	0	81
	72	494	56	56	97	109	8	12	33	33	0	90
	73	230	31	35	50	53	1	2	11	12	0	35
	74	304	42	46	63	69	9	10	6	10	0	49
	75	298	33	34	66	69	5	5	14	17	0	55
	76	356	36	49	80	78	10	9	22	23	0	49
	77	450	66	72	83	95	11	8	18	21	0	76
	78	298	33	31	64	62	6	10	16	17	0	59
	79	606	51	71	132	142	17	16	29	35	0	113
	80	546	36	53	123	137	15	15	36	35	0	96
	81	280	30	41	61	71	5	7	7	10	0	48
	82	224	29	30	42	40	9	9	13	15	0	37
	83	252	36	36	51	57	5	7	12	13	0	35
	84	480	49	54	99	107	15	12	34	33	0	77
	85	478	47	59	103	109	14	18	29	29	0	70
	86	580	56	55	129	136	19	18	36	38	0	93
	87	426	60	63	88	92	12	11	18	19	0	63
	88	412	52	46	81	94	7	10	28	28	0	66
	89	406	49	50	77	78	3	9	24	24	0	92
	90	498	41	50	97	114	13	15	29	32	0	107
	91	792	82	96	166	175	21	23	48	48	0	133
	92	532	67	79	103	111	11	18	27	28	0	88
	93	556	83	98	100	122	13	14	28	26	0	72
	94	370	43	51	84	89	9	9	18	17	0	50
	95	222	28	32	44	44	4	1	10	8	0	51
	96	468	59	65	91	103	13	13	16	17	0	91
	97	884	68	82	219	241	29	37	41	40	0	127

STATE SUPREME COURT JUSTICE  
7TH JUDICIAL DISTRICT  
(VOTE FOR 2)  
DETAIL

LEGISLATIVE DISTRICT OR TOWN	ELECTION DISTRICT	TOTAL VOTERS	LA MARR	PALOMA	KENNETH	ALEX	KENNETH	ALEX	KENNETH	ALEX	SCATTER	BLANK AND VOID
			J. JACKSON DEM	A. CAPANNA DEM	R. FISHER REP	R. RENZI REP	R. FISHER IND	R. RENZI IND	R. FISHER CON	R. RENZI CON		
Greece	98	536	58	66	105	114	11	16	28	32	0	106
	99	512	32	40	126	133	19	12	41	45	0	64
	100	574	70	61	113	130	25	21	33	32	0	89
	101	302	30	27	68	73	4	4	29	26	0	41
	102	588	59	69	135	151	11	14	26	29	0	94
	103	516	41	55	86	109	17	20	51	53	0	84
	104	540	61	68	102	124	16	17	31	31	0	90
	105	324	31	39	75	82	9	13	19	20	0	36
	106	320	33	37	64	70	5	4	25	23	0	59
	107	270	29	27	64	73	10	8	12	13	0	34
	108	258	31	35	49	54	6	7	14	18	0	44
	109	486	57	73	82	92	20	20	25	26	0	91
Greece		43,776	5,057	5,626	8,896	9,658	1,141	1,271	2,472	2,542	0	7,113
Hamlin	1	308	43	42	57	61	9	9	23	22	0	42
	2	514	36	41	127	129	7	12	31	31	0	100
	3/11	348	22	28	80	76	9	12	30	28	0	63
	4	332	24	29	84	87	10	9	17	18	0	54
	5	328	32	30	67	83	5	6	27	27	0	51
	6	252	32	36	48	57	4	5	19	15	1	35
	7	542	53	51	116	124	9	11	46	45	0	87
	8	310	30	29	69	66	11	14	18	19	0	54
	9	286	26	22	70	68	8	7	15	17	0	53
	10	486	27	33	131	143	10	10	26	28	0	78
Hamlin		3,706	325	341	849	894	82	95	252	250	1	617
Henrietta	1	516	69	57	110	130	14	18	33	36	0	49
	2	332	45	30	63	79	7	11	21	23	0	53

STATE SUPREME COURT JUSTICE  
7TH JUDICIAL DISTRICT  
(VOTE FOR 2)  
DETAIL

LEGISLATIVE DISTRICT OR TOWN	ELECTION DISTRICT	TOTAL VOTERS	LA MARR	PALOMA	KENNETH	ALEX	KENNETH	ALEX	KENNETH	ALEX	SCATTER	BLANK AND VOID
			J. JACKSON DEM	A. CAPANNA DEM	R. FISHER REP	R. RENZI REP	R. FISHER IND	R. RENZI IND	R. FISHER CON	R. RENZI CON		
Henrietta	3	132	15	17	34	36	7	6	4	4	0	9
	4	308	59	59	55	61	12	12	11	11	0	28
	5	346	48	41	61	89	7	13	21	26	0	40
	6	368	45	43	83	94	6	10	20	19	0	48
	7	394	54	44	63	74	14	22	34	38	0	51
	8	420	65	51	76	101	10	17	16	18	0	66
	9	280	47	48	42	58	8	7	15	16	0	39
	10	362	47	47	69	86	8	7	17	19	0	62
	11	264	54	46	40	55	7	8	12	11	0	31
	12	376	48	41	82	102	10	14	19	20	0	40
	13	338	54	55	54	69	5	10	25	25	0	41
	14	258	26	23	55	70	5	7	17	18	0	37
	15	376	46	55	74	93	9	10	19	21	0	49
	16	234	31	27	48	56	9	10	10	11	0	32
	17	486	73	68	91	114	14	20	27	29	0	50
	18	390	65	54	55	81	9	20	16	20	0	70
	19	306	32	27	73	79	10	8	25	25	0	27
	20	398	37	36	101	104	10	15	20	22	0	53
	21	324	63	54	51	70	6	9	17	16	0	38
	22	572	88	85	111	145	15	16	31	30	0	51
	23	258	50	50	37	42	6	11	15	17	0	30
	24	342	45	50	68	85	9	11	17	16	0	41
	25	432	52	56	83	109	11	8	31	31	0	51
	26	686	83	83	123	146	23	23	58	58	0	89
	27	624	83	71	124	152	16	24	35	38	0	81
	28	544	58	63	115	141	14	19	37	34	0	63
	29	506	100	87	71	91	11	17	32	35	0	62
	30	630	106	98	112	131	17	17	43	42	0	64

STATE SUPREME COURT JUSTICE  
7TH JUDICIAL DISTRICT  
(VOTE FOR 2)  
DETAIL

LEGISLATIVE DISTRICT OR TOWN	ELECTION DISTRICT	TOTAL VOTERS	LA MARR	PALOMA	KENNETH	ALEX	KENNETH	ALEX	KENNETH	ALEX	SCATTER	BLANK AND VOID
			J. JACKSON DEM	A. CAPANNA DEM	R. FISHER REP	R. RENZI REP	R. FISHER IND	R. RENZI IND	R. FISHER CON	R. RENZI CON		
Henrietta												
	31	224	28	30	34	40	8	10	16	14	0	44
	32	546	71	85	120	138	13	17	27	29	0	46
	33	250	37	36	49	67	6	7	8	7	0	33
	34	170	20	18	34	45	3	4	7	8	0	31
	35	378	48	48	68	93	9	17	24	23	0	48
Henrietta		13,370	1,892	1,783	2,529	3,126	348	455	780	810	0	1,647
Irondequoit												
	1	372	53	42	64	73	14	16	18	21	0	71
	2	308	39	31	70	75	7	8	16	15	0	47
	3	428	63	71	77	77	12	17	19	22	0	70
	4	350	37	43	69	71	15	9	20	23	0	63
	5	262	45	47	41	46	7	7	16	16	0	37
	6	674	92	103	129	126	27	32	30	31	0	104
	7	638	63	65	131	143	26	27	38	39	0	106
	8	458	41	47	101	101	18	17	29	31	0	73
	9	426	41	48	91	95	15	16	15	16	0	89
	10	508	40	47	118	128	16	18	28	26	0	87
	11	204	22	19	38	52	7	6	7	9	0	44
	12	260	35	34	46	51	9	10	16	14	0	45
	13	518	89	87	89	108	13	16	22	27	0	67
	14	544	85	95	89	99	17	16	30	33	0	80
	15	594	47	52	154	151	20	25	29	35	0	81
	16	506	70	72	101	109	23	19	19	21	0	72
	17	272	39	45	50	60	12	10	11	14	0	31
	18	436	57	76	80	90	11	12	22	22	0	66
	19	370	68	78	61	73	13	11	12	11	0	43
	20	410	45	45	89	100	16	15	17	19	0	64
	21	392	56	61	73	80	11	14	13	16	0	68



STATE SUPREME COURT JUSTICE  
7TH JUDICIAL DISTRICT  
(VOTE FOR 2)  
DETAIL

LEGISLATIVE DISTRICT OR TOWN	ELECTION DISTRICT	TOTAL VOTERS	LA MARR	PALOMA	KENNETH	ALEX	KENNETH	ALEX	KENNETH	ALEX	SCATTER	BLANK AND VOID
			J. JACKSON DEM	A. CAPANNA DEM	R. FISHER REP	R. RENZI REP	R. FISHER IND	R. RENZI IND	R. FISHER CON	R. RENZI CON		
Irondequoit	22	484	53	57	99	118	9	10	30	33	0	75
	23	332	61	59	49	65	8	13	6	5	0	66
	24	360	54	58	57	60	5	7	25	24	0	70
	25	362	44	52	53	63	8	13	22	22	0	85
	26	222	29	26	41	56	6	7	4	4	0	49
	27	288	24	27	66	64	11	13	15	13	0	55
	28	296	36	42	57	65	11	7	16	15	0	47
	29	258	43	43	37	48	6	8	14	14	0	45
	30	334	33	41	82	82	13	12	10	10	0	51
	31	398	44	53	91	91	9	9	13	16	0	72
	32	384	49	48	67	80	17	17	16	16	0	74
	33	302	37	39	70	70	4	5	14	14	0	49
	34	598	72	65	130	155	14	23	20	23	0	96
	35	190	34	39	34	36	4	6	4	6	0	27
	36	152	27	20	25	36	1	2	5	4	0	32
	37	338	45	46	69	82	2	3	18	14	0	59
	38	222	35	31	40	45	7	7	11	9	0	37
	39	160	26	21	33	34	1	3	0	0	0	42
	40	296	37	44	54	62	7	10	14	13	0	55
	41	358	57	59	59	69	8	9	15	15	0	67
	42	468	36	52	103	107	15	11	27	27	0	90
	43	226	21	27	53	47	5	8	13	16	0	36
	44	824	85	94	157	178	27	32	27	31	0	193
	45	330	49	52	69	74	4	6	13	14	0	49
	46	376	37	43	81	83	5	7	22	22	0	76
	47	152	18	19	44	40	2	1	3	2	0	23
	48	420	49	48	95	92	11	11	15	20	0	79
	49	368	39	40	74	75	9	13	26	25	2	65

STATE SUPREME COURT JUSTICE  
7TH JUDICIAL DISTRICT  
(VOTE FOR 2)  
DETAIL

LEGISLATIVE DISTRICT OR TOWN	ELECTION DISTRICT	TOTAL VOTERS	LA MARR	PALOMA	KENNETH	ALEX	KENNETH	ALEX	KENNETH	ALEX	SCATTER	BLANK AND VOID
			J. JACKSON DEM	A. CAPANNA DEM	R. FISHER REP	R. RENZI REP	R. FISHER IND	R. RENZI IND	R. FISHER CON	R. RENZI CON		
Irondequoit												
	50	190	31	27	34	41	3	4	7	7	0	36
	51	532	67	69	110	118	8	9	19	17	0	115
	52	396	59	60	62	80	16	14	12	13	0	80
	53	334	43	53	58	62	9	11	12	12	0	74
	54	82	13	13	13	18	4	1	1	2	0	17
	55	340	37	48	61	72	8	12	18	18	0	66
	56	360	51	59	57	66	13	15	20	20	0	59
	57	546	66	68	114	125	14	22	27	30	0	80
	58	390	41	44	79	84	11	15	27	26	0	63
	59	322	32	37	63	70	7	7	19	23	0	64
	60	388	45	52	75	77	7	10	22	21	0	79
	61	484	49	59	94	109	14	17	19	19	0	104
	62	490	45	57	103	100	17	17	27	26	0	98
	63	292	34	33	57	55	6	7	11	11	0	78
	64	254	39	37	42	51	11	11	15	15	0	33
	65	238	40	40	39	47	7	5	4	5	0	51
	66	100	22	19	14	18	1	2	1	0	0	23
	67	348	45	59	51	70	9	16	11	12	0	75
	68	350	38	41	64	83	7	11	15	15	0	76
	69	116	25	24	15	18	1	4	6	6	0	17
	70	136	22	22	24	24	5	5	7	7	0	20
	71/72	96	18	20	12	11	2	3	2	2	0	26
		25,212	3,163	3,394	4,891	5,384	718	812	1,147	1,195	2	4,506
Irondequoit												
Mendon												
	1	696	99	102	139	140	24	24	38	40	0	90
	2	560	80	83	97	100	17	13	28	30	0	112
	3	702	68	77	158	164	20	20	53	53	0	89
	4	524	72	73	106	114	13	11	22	24	0	89

STATE SUPREME COURT JUSTICE  
7TH JUDICIAL DISTRICT  
(VOTE FOR 2)  
DETAIL

LEGISLATIVE DISTRICT OR TOWN	ELECTION DISTRICT	TOTAL VOTERS	LA MARR	PALOMA	KENNETH	ALEX	KENNETH	ALEX	KENNETH	ALEX	SCATTER	BLANK AND VOID
			J. JACKSON DEM	A. CAPANNA DEM	R. FISHER REP	R. RENZI REP	R. FISHER IND	R. RENZI IND	R. FISHER CON	R. RENZI CON		
Mendon												
	5	566	63	72	116	121	22	25	41	40	0	66
	6	548	73	71	114	118	13	15	40	40	0	64
	7	600	58	57	162	167	19	19	36	38	0	44
	8	248	26	31	49	57	6	9	15	14	1	40
	9	508	58	56	115	121	11	9	28	32	0	78
Mendon		4,952	597	622	1,056	1,102	145	145	301	311	1	672
Ogden												
	1	300	38	41	58	64	9	12	15	15	0	48
	2	326	31	30	67	75	13	9	32	32	0	37
	3	380	40	34	87	91	7	8	36	37	0	40
	4	254	10	19	62	63	10	10	35	36	0	9
	5	278	23	24	60	60	7	6	28	28	0	42
	6	284	26	26	64	70	7	4	21	21	0	45
	7	168	15	19	39	44	2	1	13	13	0	22
	8	244	19	18	57	66	11	13	18	18	0	24
	9	238	17	19	58	64	3	3	14	15	0	45
	10	236	27	30	44	47	6	7	26	27	0	22
	11	268	24	28	59	61	8	8	29	29	0	22
	12	310	28	30	78	79	10	10	22	20	0	33
	13	288	23	31	64	68	12	11	17	21	0	41
	14	162	10	15	44	51	5	4	13	13	0	7
	15	366	30	34	85	85	11	11	28	31	0	51
	16	200	12	13	49	52	5	7	22	21	0	19
	17	200	19	16	45	45	5	2	19	22	0	27
	18	292	32	34	62	59	7	9	31	31	0	27
	19	354	38	37	77	77	7	9	37	40	0	32
	20	358	18	21	96	95	7	10	32	32	0	47
Ogden		5,506	480	519	1,255	1,316	152	154	488	502	0	640

STATE SUPREME COURT JUSTICE  
7TH JUDICIAL DISTRICT  
(VOTE FOR 2)  
DETAIL

LEGISLATIVE DISTRICT OR TOWN	ELECTION DISTRICT	TOTAL VOTERS	LA MARR	PALOMA	KENNETH	ALEX	KENNETH	ALEX	KENNETH	ALEX	SCATTER	BLANK AND VOID
			J. JACKSON DEM	A. CAPANNA DEM	R. FISHER REP	R. RENZI REP	R. FISHER IND	R. RENZI IND	R. FISHER CON	R. RENZI CON		
Parma	1	456	38	41	101	104	10	19	32	33	0	78
	2	568	48	55	120	122	12	20	34	37	0	120
	3	428	38	39	80	80	16	18	34	26	1	96
	4	530	34	38	99	100	27	32	43	48	0	109
	5	450	26	35	95	96	17	17	27	24	0	113
	6	278	13	14	65	70	9	12	18	19	0	58
	7	530	29	41	115	130	13	16	31	34	1	120
	8	802	52	55	176	174	23	29	64	68	0	161
	9	518	40	36	102	97	15	16	49	51	0	112
	10	550	36	39	109	107	20	21	53	55	0	110
	11	462	33	29	94	103	19	14	48	49	0	73
	12	436	26	28	107	113	14	15	17	20	0	96
	13	838	56	65	184	191	30	32	51	53	0	176
	14	334	26	26	80	77	7	9	22	22	0	65
	15	564	31	36	112	114	19	20	42	41	0	149
Parma		7,744	526	577	1,639	1,678	251	290	565	580	2	1,636
Penfield	1	164	25	29	33	32	5	6	9	11	0	14
	2	470	50	58	97	106	18	24	28	29	0	60
	3	366	55	52	73	69	4	8	26	28	0	51
	4	432	39	38	87	99	11	10	49	51	0	48
	5	498	83	81	92	99	12	16	32	31	0	52
	6	340	16	23	84	91	11	11	29	30	0	45
	7	564	60	68	118	125	24	26	40	37	0	66
	8	360	57	60	68	75	8	12	16	18	0	46
	9	644	107	99	122	134	19	19	33	34	0	77
	10	364	49	49	88	83	6	10	16	16	0	47
	11	290	32	37	68	68	7	8	16	14	0	40

STATE SUPREME COURT JUSTICE  
7TH JUDICIAL DISTRICT  
(VOTE FOR 2)  
DETAIL

LEGISLATIVE DISTRICT OR TOWN	ELECTION DISTRICT	TOTAL VOTERS	LA MARR	PALOMA	KENNETH	ALEX	KENNETH	ALEX	KENNETH	ALEX	SCATTER	BLANK AND VOID
			J. JACKSON DEM	A. CAPANNA DEM	R. FISHER REP	R. RENZI REP	R. FISHER IND	R. RENZI IND	R. FISHER CON	R. RENZI CON		
Penfield	12	516	76	77	104	111	13	14	36	37	0	48
	13	482	79	82	87	90	6	10	30	30	0	68
	14	538	73	78	115	114	8	5	45	45	0	55
	15	576	72	72	134	135	18	21	27	27	0	70
	16	260	38	33	50	60	8	9	11	12	0	39
	17	484	65	62	106	108	16	18	21	24	0	64
	18	374	47	44	79	85	13	11	21	17	0	57
	19	618	88	91	135	147	14	25	32	29	0	57
	20	474	53	61	108	121	14	13	33	32	0	39
	21	468	75	75	99	101	11	9	23	23	0	52
	22	372	70	74	60	65	10	12	25	24	0	32
	23	638	87	97	128	137	24	28	32	36	0	69
	24	642	83	91	127	137	24	27	44	43	0	66
	25	330	26	30	76	91	7	7	25	25	0	43
	26	280	32	30	63	72	8	7	10	13	0	45
	27	586	77	75	119	127	26	28	34	38	0	62
	28	332	47	49	65	73	15	15	21	18	0	29
	29	446	64	73	87	94	15	17	23	26	0	47
	30	622	62	69	158	155	17	19	42	42	0	58
	31	260	36	38	64	59	8	6	13	14	0	22
	32	264	46	42	56	64	7	4	12	10	0	23
	33	448	51	53	93	108	19	14	25	30	0	55
	34	366	33	33	87	94	11	14	24	24	0	46
	35	418	51	48	92	102	18	24	25	24	0	34
	36	352	45	57	78	76	8	12	17	15	0	44
	37	684	68	77	173	187	18	24	35	37	0	65
	38	266	28	30	70	73	4	6	13	14	0	28
	39	316	37	36	65	71	8	16	24	26	0	33

STATE SUPREME COURT JUSTICE  
7TH JUDICIAL DISTRICT  
(VOTE FOR 2)  
DETAIL

LEGISLATIVE DISTRICT OR TOWN	ELECTION DISTRICT	TOTAL VOTERS	LA MARR	PALOMA	KENNETH	ALEX	KENNETH	ALEX	KENNETH	ALEX	SCATTER	BLANK AND VOID
			J. JACKSON DEM	A. CAPANNA DEM	R. FISHER REP	R. RENZI REP	R. FISHER IND	R. RENZI IND	R. FISHER CON	R. RENZI CON		
Penfield												
	40	366	42	65	76	83	10	19	13	14	0	44
	41	306	30	34	77	74	10	12	26	22	0	21
	42	276	38	35	63	66	4	6	18	15	0	31
Penfield		17,852	2,292	2,405	3,824	4,061	517	602	1,074	1,085	0	1,992
Perinton												
	1	526	73	76	114	113	13	11	39	37	0	50
	2	448	49	50	117	122	11	15	23	23	0	38
	3	464	55	47	126	129	14	19	16	17	0	41
	4	326	59	60	61	63	13	11	15	15	0	29
	5	188	26	24	46	48	3	4	10	9	0	18
	6	350	72	73	62	63	7	11	9	9	0	44
	7	400	57	51	98	104	12	9	13	16	0	40
	8	410	48	48	90	99	11	11	34	34	1	34
	9	452	43	55	115	117	12	15	32	33	0	30
	10	366	42	43	85	93	8	9	23	24	0	39
	11	190	28	30	42	41	2	2	13	14	0	18
	12	332	38	40	75	84	10	12	23	23	0	27
	13	364	33	34	99	102	12	12	21	22	0	29
	14	400	57	59	85	94	5	7	30	29	0	34
	15	286	55	52	48	57	3	6	20	17	0	28
	16	266	24	30	67	73	7	8	10	10	0	37
	17	404	69	70	76	78	15	13	20	20	0	43
	18	394	42	46	85	91	11	13	25	24	0	57
	19	348	47	50	73	80	9	11	22	22	0	34
	20	414	56	55	98	99	13	12	22	23	0	36
	21	416	57	62	82	83	10	10	31	31	0	50
	22	268	34	35	59	58	8	5	22	21	0	26
	23	416	43	50	113	118	9	9	24	24	0	26

STATE SUPREME COURT JUSTICE  
7TH JUDICIAL DISTRICT  
(VOTE FOR 2)  
DETAIL

LEGISLATIVE DISTRICT OR TOWN	ELECTION DISTRICT	TOTAL VOTERS	LA MARR	PALOMA	KENNETH	ALEX	KENNETH	ALEX	KENNETH	ALEX	SCATTER	BLANK AND VOID
			J. JACKSON DEM	A. CAPANNA DEM	R. FISHER REP	R. RENZI REP	R. FISHER IND	R. RENZI IND	R. FISHER CON	R. RENZI CON		
Perinton	24	648	72	75	178	191	13	16	27	28	0	48
	25	282	42	44	66	63	8	9	9	7	0	34
	26	500	44	54	121	113	16	16	44	44	0	48
	27	346	38	37	93	98	4	5	19	18	0	34
	28	342	42	44	72	85	7	9	31	31	0	21
	29	222	29	24	51	53	7	12	12	15	0	19
	30	298	31	40	63	62	9	11	25	25	0	32
	31	446	51	59	104	113	12	9	32	31	0	35
	32	318	43	43	69	72	9	8	19	21	0	34
	33	428	63	66	89	93	11	11	28	31	0	36
	34	418	46	45	106	114	13	10	23	24	0	37
	35	302	34	42	64	73	4	4	22	22	2	35
	36	180	29	28	41	40	5	5	9	11	0	12
	37	334	48	52	67	62	9	8	21	22	0	45
	38	428	56	54	86	94	13	16	20	21	0	68
	39	406	51	55	90	94	9	9	31	31	0	36
	40	302	47	45	63	63	9	9	20	20	0	26
	41	232	22	20	52	60	8	9	14	15	0	32
	42	274	35	37	62	59	9	10	17	18	0	27
	43	574	57	59	143	151	15	20	35	35	0	59
	44	362	54	58	89	90	10	12	13	14	1	21
	45	720	71	78	177	185	16	14	47	51	0	81
	46	182	22	23	35	41	5	6	13	13	0	24
	47	292	35	34	63	61	9	14	26	27	0	23
	48	238	32	36	54	52	7	6	18	19	0	14
	49	320	36	38	72	76	8	10	21	22	0	37
	50	136	35	33	18	18	3	2	6	3	0	18
	51	404	32	33	118	121	12	9	28	29	0	22

STATE SUPREME COURT JUSTICE  
7TH JUDICIAL DISTRICT  
(VOTE FOR 2)  
DETAIL

LEGISLATIVE DISTRICT OR TOWN	ELECTION DISTRICT	TOTAL VOTERS	LA MARR	PALOMA	KENNETH	ALEX	KENNETH	ALEX	KENNETH	ALEX	SCATTER	BLANK AND VOID
			J. JACKSON DEM	A. CAPANNA DEM	R. FISHER REP	R. RENZI REP	R. FISHER IND	R. RENZI IND	R. FISHER CON	R. RENZI CON		
Perinton												
	52	302	26	34	83	82	7	6	15	17	0	32
	53	330	53	52	76	79	6	4	22	21	0	17
	54	502	48	46	124	131	16	13	37	34	0	53
	55	448	55	60	114	120	11	9	22	21	1	35
	56	368	33	33	88	90	1	4	33	34	0	52
Perinton		20,312	2,519	2,621	4,707	4,908	519	550	1,256	1,272	5	1,955
Pittsford												
	1	358	51	48	83	82	5	8	18	20	0	43
	2	376	56	63	79	87	14	12	16	16	0	33
	3	652	85	83	170	172	13	15	20	18	0	76
	4	344	44	48	72	83	6	7	21	19	0	44
	5	334	54	59	75	81	9	6	15	15	0	20
	6	372	60	68	63	58	4	7	11	11	0	90
	7	162	19	22	38	41	5	6	8	8	0	15
	8	454	44	45	132	137	10	7	24	25	0	30
	9	518	72	70	120	131	18	18	20	21	0	48
	10	270	32	31	66	72	8	8	13	14	0	26
	11	350	36	47	84	84	7	6	22	21	0	43
	12	270	35	35	62	60	10	16	13	14	0	25
	13	298	34	37	61	66	15	12	19	18	0	36
	14	470	49	48	120	124	12	13	38	37	0	29
	15	166	28	25	30	35	6	9	6	7	0	20
	16	276	33	33	64	67	5	9	20	20	0	25
	17	426	65	66	94	95	14	13	18	18	0	43
	18	330	51	55	84	85	4	6	10	11	0	24
	19	274	38	46	57	54	5	8	20	18	0	28
	20	392	62	67	83	91	12	13	14	15	0	35



STATE SUPREME COURT JUSTICE  
7TH JUDICIAL DISTRICT  
(VOTE FOR 2)  
DETAIL

LEGISLATIVE DISTRICT OR TOWN	ELECTION DISTRICT	TOTAL VOTERS	LA MARR	PALOMA	KENNETH	ALEX	KENNETH	ALEX	KENNETH	ALEX	SCATTER	BLANK AND VOID
			J. JACKSON DEM	A. CAPANNA DEM	R. FISHER REP	R. RENZI REP	R. FISHER IND	R. RENZI IND	R. FISHER CON	R. RENZI CON		
Pittsford	21	412	74	80	75	73	7	9	24	28	0	42
	22	536	86	75	120	128	12	18	27	24	0	46
	23	376	41	40	88	95	11	13	30	28	0	30
	24	502	53	48	137	141	7	10	26	26	0	54
	25	432	54	58	112	115	5	12	25	24	0	27
	26	400	49	51	95	97	12	9	24	29	0	34
	27	286	39	41	67	69	10	11	18	19	0	12
	28	298	43	46	76	78	6	7	8	10	0	24
	29	362	44	48	86	92	8	8	21	23	0	32
	30	304	43	44	77	76	8	8	6	8	0	34
	31	394	43	43	102	114	6	8	21	19	0	38
	32	458	61	60	100	115	13	21	10	13	0	65
	33	432	45	47	98	111	12	12	28	26	0	53
	34	254	29	28	63	73	1	2	21	21	0	16
Pittsford		12,538	1,652	1,705	2,933	3,082	300	347	635	644	0	1,240
Riga	1	698	59	69	157	160	23	27	31	33	0	139
	2	618	65	62	133	139	7	7	44	44	0	117
	3	418	49	48	85	91	9	9	25	24	0	78
	4	558	61	62	140	140	14	10	30	30	0	71
	5	498	48	38	114	112	6	4	36	41	0	99
	6	484	39	33	91	97	16	15	44	44	0	105
Riga		3,274	321	312	720	739	75	72	210	216	0	609
Rush	1	552	64	70	123	129	15	16	34	32	0	69
	2	402	46	40	91	107	11	11	20	22	0	54
	3	582	87	97	108	129	12	14	26	28	0	81

STATE SUPREME COURT JUSTICE  
7TH JUDICIAL DISTRICT  
(VOTE FOR 2)  
DETAIL

LEGISLATIVE DISTRICT OR TOWN	ELECTION DISTRICT	TOTAL VOTERS	LA MARR	PALOMA	KENNETH	ALEX	KENNETH	ALEX	KENNETH	ALEX	SCATTER	BLANK AND VOID
			J. JACKSON DEM	A. CAPANNA DEM	R. FISHER REP	R. RENZI REP	R. FISHER IND	R. RENZI IND	R. FISHER CON	R. RENZI CON		
Rush	4	518	62	64	110	120	19	22	32	29	0	60
Rush		2,054	259	271	432	485	57	63	112	111	0	264
Sweden	1	420	52	57	77	93	13	12	25	25	0	66
	2	236	44	44	37	39	10	6	8	12	0	36
	3	494	74	76	97	104	13	16	23	22	0	69
	4	476	69	66	87	97	7	7	35	38	0	70
	5	154	31	31	25	31	3	4	10	10	0	9
	6	452	58	57	71	82	21	21	33	33	0	76
	7	518	70	74	106	104	8	11	30	30	0	85
	8	332	37	37	74	78	6	9	21	23	0	47
	9	270	31	32	54	61	4	6	21	22	0	39
	10	552	60	64	121	124	13	16	39	40	0	75
	11	136	20	20	21	21	4	3	12	13	0	22
	12	360	39	44	64	78	8	8	29	32	0	58
Sweden		4,400	585	602	834	912	110	119	286	300	0	652
Webster	1	462	49	58	104	109	15	15	24	26	0	62
	2	394	45	52	79	83	15	16	19	19	0	66
	3	442	65	75	83	89	9	11	33	33	0	44
	4	188	20	25	36	37	5	4	15	16	0	30
	5	408	57	63	70	86	9	12	30	30	0	51
	6	380	42	54	86	93	14	13	21	24	0	33
	7	458	49	64	99	111	11	16	22	21	0	65
	8	402	41	56	92	94	14	16	24	25	0	40
	9	562	64	70	131	124	12	14	44	44	0	59
	10	510	37	43	121	129	19	18	38	40	0	65
	11	312	29	39	69	73	13	14	18	19	0	38

STATE SUPREME COURT JUSTICE  
7TH JUDICIAL DISTRICT  
(VOTE FOR 2)  
DETAIL

LEGISLATIVE DISTRICT OR TOWN	ELECTION DISTRICT	TOTAL VOTERS	LA MARR	PALOMA	KENNETH	ALEX	KENNETH	ALEX	KENNETH	ALEX	SCATTER	BLANK AND VOID
			J. JACKSON DEM	A. CAPANNA DEM	R. FISHER REP	R. RENZI REP	R. FISHER IND	R. RENZI IND	R. FISHER CON	R. RENZI CON		
Webster	12	556	62	77	129	135	16	14	37	38	0	48
	13	400	46	59	93	93	14	15	22	22	2	34
	14	408	46	59	92	98	12	15	20	19	0	47
	15	316	42	51	66	69	10	6	22	22	0	28
	16	312	32	54	70	67	4	6	24	26	0	29
	17	330	27	44	70	80	7	9	27	30	0	36
	18	302	33	36	72	70	7	7	18	19	0	40
	19	576	66	83	145	134	14	13	39	39	0	43
	20	500	50	64	115	116	13	13	47	47	0	35
	21	440	50	61	112	117	13	12	20	20	0	35
	22	438	50	63	91	106	10	7	32	31	0	48
	23	348	40	51	77	80	10	8	20	23	0	39
	24	828	105	127	174	184	18	22	54	56	0	88
	25	234	31	42	47	52	3	7	11	11	0	30
	26	304	27	38	59	70	15	11	25	25	0	34
	27	304	30	32	66	74	7	6	27	29	0	33
	28	326	39	45	66	72	9	8	26	25	0	36
	29	312	31	40	69	80	16	9	14	14	0	39
	30	192	29	28	42	39	2	2	7	8	0	35
	31	492	51	56	116	119	11	9	36	38	0	56
	32	404	42	52	97	89	3	5	37	38	0	41
	33	444	47	69	90	91	19	17	30	32	0	49
	34	228	21	30	55	51	13	13	8	9	0	28
	35	298	27	35	62	63	11	14	29	34	0	23
	36	346	31	35	93	95	9	6	25	25	0	27
	37	608	75	80	149	143	13	16	27	28	0	77
	38	448	53	70	98	97	16	20	25	24	0	45
	39	456	57	58	124	127	10	11	12	15	0	42

STATE SUPREME COURT JUSTICE  
7TH JUDICIAL DISTRICT  
(VOTE FOR 2)  
DETAIL

LEGISLATIVE DISTRICT OR TOWN	ELECTION DISTRICT	TOTAL VOTERS	LA MARR	PALOMA	KENNETH	ALEX	KENNETH	ALEX	KENNETH	ALEX	SCATTER	BLANK AND VOID
			J. JACKSON DEM	A. CAPANNA DEM	R. FISHER REP	R. RENZI REP	R. FISHER IND	R. RENZI IND	R. FISHER CON	R. RENZI CON		
Webster												
	40	632	83	87	151	149	21	22	27	29	0	63
	41	464	43	58	110	114	8	12	32	37	0	50
	42	350	32	44	75	75	12	16	28	28	0	40
	43	288	35	40	57	61	5	7	21	22	0	40
Webster		17,402	1,931	2,367	3,902	4,038	487	507	1,117	1,160	2	1,891
Wheatland												
	1	412	57	59	80	77	9	18	35	36	0	41
	2	550	57	54	110	110	14	13	41	40	0	111
	3	418	52	54	82	85	19	17	32	32	1	44
	4	326	26	28	67	76	8	11	35	35	1	39
	5	478	57	57	97	100	11	15	38	39	1	63
Wheatland		2,184	249	252	436	448	61	74	181	182	3	298
TOWNS		228,320	28,496	30,204	47,667	51,265	6,040	6,723	13,002	13,337	17	31,569
GRAND TOTAL:		266,854	38,000	38,862	51,713	55,652	6,820	7,596	14,116	14,505	49	39,541

COUNTY COURT JUDGE  
SUMMARY

LEGISLATIVE DISTRICT OR TOWN	TOTAL VOTERS	BRIAN M. MCCARTHY	JOHN L. DEMARCO	JOHN L. DEMARCO	JOHN L. DEMARCO	JOHN L. DEMARCO	SCATTER	BLANK AND VOID
		DEM	REP	IND	CON	WOR		
Leg. Dist. 06	827	331	293	42	101	11	1	48
Leg. Dist. 07	571	234	183	32	48	12	0	62
Leg. Dist. 21	2,563	1,375	528	104	152	76	0	328
Leg. Dist. 22	1,021	647	96	20	32	23	0	203
Leg. Dist. 23	3,345	1,980	687	136	183	83	2	274
Leg. Dist. 24	2,016	1,176	401	61	88	82	0	208
Leg. Dist. 25	1,840	1,116	216	37	44	60	0	367
Leg. Dist. 26	1,277	553	382	69	104	30	0	139
Leg. Dist. 27	2,605	1,600	329	63	87	73	0	453
Leg. Dist. 28	1,380	679	334	55	97	28	0	187
Leg. Dist. 29	1,822	965	367	62	76	33	0	319
CITY	19,267	10,656	3,816	681	1,012	511	3	2,588
Brighton	6,923	3,515	2,110	279	415	129	0	475
Chili	6,080	2,070	2,433	273	711	95	0	498
Clarkson	1,476	423	592	55	192	24	0	190
East Rochester	1,383	460	577	64	101	18	0	163
Gates	6,157	2,136	2,629	230	526	89	0	547
Greece	21,888	7,455	8,582	963	2,249	347	0	2,292
Hamlin	1,853	509	816	75	224	35	0	194
Henrietta	6,685	2,412	2,505	319	704	104	1	640
Irondequoit	12,606	4,508	4,979	663	1,030	219	1	1,206
Mendon	2,476	829	979	115	280	30	0	243
Ogden	2,753	767	1,192	128	428	31	0	207
Parma	3,872	931	1,568	250	485	57	0	581
Penfield	8,926	3,175	3,620	472	919	119	0	621
Perinton	10,156	3,514	4,338	429	1,142	89	1	643
Pittsford	6,269	2,264	2,675	247	582	47	0	454
Riga	1,637	472	664	57	190	18	0	236
Rush	1,027	358	403	44	96	13	0	113
Sweden	2,200	789	803	86	262	19	0	241
Webster	8,701	2,811	3,688	439	1,028	132	0	603
Wheatland	1,092	358	387	40	165	21	0	121
TOWNS	114,160	39,756	45,540	5,228	11,729	1,636	3	10,268
GRAND TOTAL:	133,427	50,412	49,356	5,909	12,741	2,147	6	12,856

COUNTY COURT JUDGE  
DETAIL

LEGISLATIVE DISTRICT OR TOWN	ELECTION DISTRICT	TOTAL VOTERS	BRIAN M. MCCARTHY	JOHN L. DEMARCO	JOHN L. DEMARCO	JOHN L. DEMARCO	JOHN L. DEMARCO	SCATTER	BLANK AND VOID
			DEM	REP	IND	CON	WOR		
Leg. Dist. 06									
	1	206	85	74	8	23	4	0	12
	2	76	31	23	7	8	0	0	7
	3	126	43	57	7	10	0	0	9
	4	145	59	47	5	23	4	0	7
	5	143	53	45	10	26	1	0	8
	6	131	60	47	5	11	2	1	5
		<u>827</u>	<u>331</u>	<u>293</u>	<u>42</u>	<u>101</u>	<u>11</u>	<u>1</u>	<u>48</u>
Leg. Dist. 06									
Leg. Dist. 07									
	1	244	99	87	15	20	3	0	20
	2	178	75	51	11	15	6	0	20
	3	149	60	45	6	13	3	0	22
		<u>571</u>	<u>234</u>	<u>183</u>	<u>32</u>	<u>48</u>	<u>12</u>	<u>0</u>	<u>62</u>
Leg. Dist. 07									
Leg. Dist. 21									
	1	134	67	28	8	10	6	0	15
	2	118	68	30	3	8	2	0	7
	3	54	28	17	0	3	1	0	5
	4	57	25	17	3	2	0	0	10
	5/16	112	52	29	4	12	7	0	8
	6	121	64	19	6	6	1	0	25
	7	166	86	48	3	11	8	0	10
	8/28	44	23	4	4	4	2	0	7
	9	99	49	23	3	10	1	0	13
	10	186	97	46	13	11	3	0	16
	11	44	22	12	1	2	0	0	7
	12	130	66	33	5	4	6	0	16
	13	55	34	4	4	3	5	0	5
	14	189	102	35	11	14	2	0	25
	15	110	47	26	8	9	5	0	15
	17	73	37	15	2	3	1	0	15
	18	80	45	13	2	4	1	0	15
	19	25	19	4	0	0	1	0	1
	20	63	39	10	5	2	3	0	4
	21	89	45	16	3	6	3	0	16
	22	66	35	15	5	3	0	0	8
	23/32	67	36	12	2	3	4	0	10
	24	143	82	29	2	6	6	0	18
	25	88	62	9	0	3	0	0	14
	26	66	42	6	5	1	2	0	10
	27	53	27	8	1	4	1	0	12
	29/30	38	23	6	0	2	0	0	7
	31/34	48	37	3	0	1	1	0	6
	33	45	16	11	1	5	4	0	8

COUNTY COURT JUDGE  
DETAIL

LEGISLATIVE DISTRICT OR TOWN	ELECTION DISTRICT	TOTAL VOTERS	BRIAN M. MCCARTHY	JOHN L. DEMARCO	JOHN L. DEMARCO	JOHN L. DEMARCO	JOHN L. DEMARCO	SCATTER	BLANK AND VOID
			DEM	REP	IND	CON	WOR		
Leg. Dist. 21		2,563	1,375	528	104	152	76	0	328
Leg. Dist. 22									
	1	78	41	17	1	6	2	0	11
	2	20	14	2	0	0	0	0	4
	3	63	30	5	1	3	3	0	21
	4	17	10	3	0	0	0	0	4
	5	47	32	3	4	1	0	0	7
	6	55	41	4	0	0	1	0	9
	7	28	20	0	0	0	0	0	8
	8	58	34	6	3	4	3	0	8
	9	33	26	0	2	2	1	0	2
	10	44	28	4	0	2	2	0	8
	11	59	42	3	2	1	1	0	10
	12	43	28	4	0	2	0	0	9
	13	20	13	2	0	0	0	0	5
	14	70	41	6	2	2	1	0	18
	15	66	44	8	0	1	1	0	12
	16	13	8	3	0	0	0	0	2
	17	26	15	4	0	2	0	0	5
	18	33	19	1	2	1	1	0	9
	19	29	19	4	0	1	1	0	4
	20	63	46	5	0	0	2	0	10
	21	34	20	3	0	2	0	0	9
	22	57	38	3	2	1	1	0	12
	23	34	24	1	1	0	1	0	7
	24	31	14	5	0	1	2	0	9
Leg. Dist. 22		1,021	647	96	20	32	23	0	203
Leg. Dist. 23									
	1	73	45	12	4	2	4	0	6
	2	116	73	20	5	7	5	0	6
	3	66	35	18	2	2	6	0	3
	4	158	101	24	7	8	1	0	17
	5	72	46	10	3	6	1	0	6
	6	58	36	11	2	3	0	0	6
	7	95	57	18	8	2	5	0	5
	8	91	58	17	5	5	1	0	5
	9	91	56	19	3	2	1	0	10
	10	101	63	22	2	4	2	0	8
	11	135	94	18	3	6	5	0	9
	12	190	112	41	7	8	8	0	14
	13	87	43	22	4	7	2	0	9
	14	82	51	17	4	4	1	0	5
	15	59	37	13	0	6	1	0	2
	16	71	48	17	2	0	1	0	3

COUNTY COURT JUDGE  
DETAIL

LEGISLATIVE DISTRICT OR TOWN	ELECTION DISTRICT	TOTAL VOTERS	BRIAN M. MCCARTHY	JOHN L. DEMARCO	JOHN L. DEMARCO	JOHN L. DEMARCO	JOHN L. DEMARCO	SCATTER	BLANK AND VOID
			DEM	REP	IND	CON	WOR		
Leg. Dist. 23									
	17	174	91	44	4	11	6	0	18
	18	186	95	48	11	18	0	0	14
	19	147	77	32	4	16	2	1	15
	20	155	97	29	5	9	2	0	13
	21	166	99	31	10	9	2	0	15
	22	116	61	36	3	3	8	0	5
	23	57	32	11	2	4	3	1	4
	24	159	98	30	6	4	2	0	19
	25	253	150	48	8	15	3	0	29
	26	267	158	57	14	9	9	0	20
	27	120	67	22	8	13	2	0	8
		<u>3,345</u>	<u>1,980</u>	<u>687</u>	<u>136</u>	<u>183</u>	<u>83</u>	<u>2</u>	<u>274</u>
Leg. Dist. 23									
Leg. Dist. 24									
	1	187	121	28	9	6	9	0	14
	2	147	100	25	3	4	5	0	10
	3	180	118	29	7	6	7	0	13
	4	116	61	24	2	5	5	0	19
	5	136	83	36	2	4	1	0	10
	6	93	43	28	2	6	7	0	7
	7	90	50	20	4	5	0	0	11
	8	122	78	23	2	11	6	0	2
	9	87	40	35	1	4	2	0	5
	10	141	96	22	5	1	8	0	9
	11	42	22	10	3	1	0	0	6
	12	47	25	8	4	0	0	0	10
	13	127	74	15	2	10	11	0	15
	14	144	86	16	2	6	8	0	26
	15	187	93	32	5	12	8	0	37
	16	96	49	23	6	7	4	0	7
	17	74	37	27	2	0	1	0	7
		<u>2,016</u>	<u>1,176</u>	<u>401</u>	<u>61</u>	<u>88</u>	<u>82</u>	<u>0</u>	<u>208</u>
Leg. Dist. 24									
Leg. Dist. 25									
	1	124	63	30	1	6	3	0	21
	2	84	53	5	1	2	2	0	21
	3	172	99	9	1	7	6	0	50
	4/12	136	88	24	2	3	7	0	12
	5	50	34	4	0	0	1	0	11
	6	118	76	7	4	3	7	0	21
	7	68	49	0	1	1	3	0	14
	8	104	68	5	2	3	2	0	24
	9	60	38	1	2	0	1	0	18
	10	100	71	6	2	1	2	0	18
	11	58	32	6	1	1	2	0	16



COUNTY COURT JUDGE  
DETAIL

LEGISLATIVE DISTRICT OR TOWN	ELECTION DISTRICT	TOTAL VOTERS	BRIAN M. MCCARTHY	JOHN L. DEMARCO	JOHN L. DEMARCO	JOHN L. DEMARCO	JOHN L. DEMARCO	SCATTER	BLANK AND VOID
			DEM	REP	IND	CON	WOR		
Leg. Dist. 25	13	82	62	3	2	2	1	0	12
	14/24	141	89	28	2	2	5	0	15
	15	59	30	4	1	1	4	0	19
	16	9	2	5	0	0	0	0	2
	17	43	25	2	1	0	2	0	13
	18	156	83	30	7	6	5	0	25
	19/21	54	25	19	4	1	0	0	5
	20/25	150	82	17	0	4	6	0	41
	22	67	43	10	3	1	1	0	9
	23	5	4	1	0	0	0	0	0
Leg. Dist. 25		1,840	1,116	216	37	44	60	0	367
Leg. Dist. 26	1/13	71	32	15	6	5	3	0	10
	2	43	21	6	1	4	5	0	6
	3	89	38	28	3	8	2	0	10
	4	133	42	49	10	18	1	0	13
	5	83	35	26	1	11	0	0	10
	7	76	29	26	6	5	5	0	5
	8	89	47	26	2	3	0	0	11
	9	104	49	27	7	8	3	0	10
	10	80	30	22	6	9	3	0	10
	11	101	39	38	4	9	2	0	9
	12	158	86	36	4	10	3	0	19
	14	66	34	16	2	6	1	0	7
	15	98	40	33	8	5	1	0	11
	16	84	31	34	7	3	1	0	8
	17	2	0	0	2	0	0	0	0
Leg. Dist. 26		1,277	553	382	69	104	30	0	139
Leg. Dist. 27	1	117	61	18	3	11	5	0	19
	2	120	79	10	3	8	4	0	16
	3/24	113	74	11	4	5	4	0	15
	4	151	97	17	7	5	6	0	19
	5	131	84	20	2	1	3	0	21
	6	113	63	18	3	6	2	0	21
	7	135	78	22	2	5	7	0	21
	8	95	52	14	0	2	0	0	27
	9	158	94	17	4	2	6	0	35
	10	138	82	26	3	8	2	0	17
	11	101	65	15	2	5	1	0	13
	12	94	56	12	2	4	2	0	18
	13	97	65	9	3	2	2	0	16
	14	99	68	12	1	1	1	0	16

COUNTY COURT JUDGE  
DETAIL

LEGISLATIVE DISTRICT OR TOWN	ELECTION DISTRICT	TOTAL VOTERS	BRIAN M. MCCARTHY	JOHN L. DEMARCO	JOHN L. DEMARCO	JOHN L. DEMARCO	JOHN L. DEMARCO	SCATTER	BLANK AND VOID
			DEM	REP	IND	CON	WOR		
Leg. Dist. 27									
	15	86	61	9	1	2	1	0	12
	16	130	82	13	1	2	2	0	30
	17	49	30	10	1	1	1	0	6
	18	91	52	13	2	2	8	0	14
	19	105	63	18	3	4	1	0	16
	20	63	42	2	0	1	1	0	17
	21	60	35	5	1	2	2	0	15
	22	140	91	14	6	3	4	0	22
	23	57	37	2	2	0	2	0	14
	27	89	47	12	3	4	4	0	19
	28	73	42	10	4	1	2	0	14
		<u>2,605</u>	<u>1,600</u>	<u>329</u>	<u>63</u>	<u>87</u>	<u>73</u>	<u>0</u>	<u>453</u>
Leg. Dist. 27									
Leg. Dist. 28									
	1	65	28	16	1	7	3	0	10
	2	73	26	24	1	7	3	0	12
	3	39	23	7	2	2	0	0	5
	4	104	48	32	7	1	1	0	15
	5	59	30	19	3	2	0	0	5
	6	75	33	20	3	7	6	0	6
	7	105	51	27	5	8	2	0	12
	8	99	57	12	4	1	2	0	23
	9	43	18	11	2	6	0	0	6
	10	41	21	11	1	4	1	0	3
	11/25	90	47	20	4	4	0	0	15
	12	37	20	7	1	3	0	0	6
	13	60	26	11	2	10	1	0	10
	14	51	23	15	2	6	1	0	4
	15	28	16	5	1	1	0	0	5
	16	72	34	20	2	6	0	0	10
	17	29	10	9	1	4	0	0	5
	18/19	83	44	23	3	5	1	0	7
	21	92	51	18	3	5	4	0	11
	22	31	17	2	1	3	0	0	8
	23/24	104	56	25	6	5	3	0	9
		<u>1,380</u>	<u>679</u>	<u>334</u>	<u>55</u>	<u>97</u>	<u>28</u>	<u>0</u>	<u>187</u>
Leg. Dist. 28									
Leg. Dist. 29									
	1/2	32	14	6	0	1	1	0	10
	3	73	39	14	3	2	0	0	15
	4	86	43	20	3	8	5	0	7
	5/7	86	48	17	5	2	1	0	13
	6	70	35	14	2	6	2	0	11
	8	101	57	23	3	3	1	0	14
	9	77	42	21	0	1	2	0	11

COUNTY COURT JUDGE  
DETAIL

LEGISLATIVE DISTRICT OR TOWN	ELECTION DISTRICT	TOTAL VOTERS	BRIAN M. MCCARTHY	JOHN L. DEMARCO	JOHN L. DEMARCO	JOHN L. DEMARCO	JOHN L. DEMARCO	SCATTER	BLANK AND VOID
			DEM	REP	IND	CON	WOR		
Leg. Dist. 29	10	86	43	20	3	7	2	0	11
	11	71	36	23	1	6	0	0	5
	12/17	66	42	14	0	3	0	0	7
	13	79	43	10	4	1	1	0	20
	14	78	39	18	1	2	3	0	15
	15	69	41	16	1	1	1	0	9
	16	23	14	3	1	1	1	0	3
	18	106	55	27	6	4	2	0	12
	19	64	33	15	3	3	0	0	10
	20	78	45	8	5	3	3	0	14
	21	104	59	16	3	8	1	0	17
	22	79	41	3	4	1	2	0	28
	23	99	50	10	3	1	3	0	32
	24	85	40	23	3	4	1	0	14
	25	151	74	35	6	6	1	0	29
	26	46	23	7	2	2	0	0	12
	27	13	9	4	0	0	0	0	0
Leg. Dist. 29		1,822	965	367	62	76	33	0	319
CITY		19,267	10,656	3,816	681	1,012	511	3	2,588
Brighton	1	167	88	44	7	9	7	0	12
	2	131	53	43	9	13	3	0	10
	3	179	80	60	16	9	3	0	11
	4	170	96	47	5	6	3	0	13
	5	145	87	41	5	3	6	0	3
	6	227	111	72	8	18	5	0	13
	7	129	61	40	4	13	4	0	7
	8	157	64	65	5	13	2	0	8
	9	199	99	55	10	15	4	0	16
	10	161	80	53	6	12	0	0	10
	11	214	101	70	8	12	6	0	17
	12	192	100	52	9	10	4	0	17
	13	138	59	46	8	10	5	0	10
	14	65	42	11	3	2	5	0	2
	15	145	53	46	9	19	3	0	15
	16	125	35	67	5	10	0	0	8
	17	90	64	12	2	0	0	0	12
	18	181	111	41	8	8	7	0	6
	19	125	82	26	2	8	5	0	2
	20	85	48	19	3	8	0	0	7
	21	132	69	37	9	8	1	0	8
	22	153	79	46	6	11	0	0	11

COUNTY COURT JUDGE  
DETAIL

LEGISLATIVE DISTRICT OR TOWN	ELECTION DISTRICT	TOTAL VOTERS	BRIAN M. MCCARTHY	JOHN L. DEMARCO	JOHN L. DEMARCO	JOHN L. DEMARCO	JOHN L. DEMARCO	SCATTER	BLANK AND VOID
			DEM	REP	IND	CON	WOR		
Brighton	23	141	69	41	10	6	1	0	14
	24	247	111	95	4	13	3	0	21
	25	121	83	24	2	3	2	0	7
	26	126	50	44	5	17	2	0	8
	27	138	85	34	3	4	2	0	10
	28	185	110	47	5	7	2	0	14
	29	144	58	56	9	11	1	0	9
	30	341	174	102	14	9	4	0	38
	31	147	78	46	6	3	2	0	12
	32	205	100	67	9	10	4	0	15
	33	195	98	66	6	11	4	0	10
	34	174	72	60	5	20	4	0	13
	35	122	70	32	5	12	0	0	3
	36	70	29	23	0	5	4	0	9
	37	128	75	27	2	6	6	0	12
	38	163	95	47	9	4	1	0	7
	39	130	63	42	6	9	5	0	5
	40	248	142	75	9	9	1	0	12
	41	149	83	45	5	7	1	0	8
	42	60	26	20	1	4	4	0	5
	43	158	65	63	4	16	2	0	8
	44	48	26	15	1	2	0	0	4
	45	83	37	25	6	8	1	0	6
	46	90	54	21	6	2	0	0	7
Brighton		6,923	3,515	2,110	279	415	129	0	475
Chili	1	180	68	64	8	18	2	0	20
	2	248	88	91	8	31	6	0	24
	3	182	73	69	7	18	4	0	11
	4	128	36	50	10	17	2	0	13
	5	188	74	73	6	15	0	0	20
	6	202	67	87	8	20	2	0	18
	7	98	40	34	3	9	4	0	8
	8	180	56	74	5	28	2	0	15
	9	201	71	73	12	22	5	0	18
	10	111	27	49	7	17	2	0	9
	11	176	57	81	9	22	1	0	6
	12	162	50	72	6	18	2	0	14
	13	259	84	114	7	25	4	0	25
	14	215	66	76	15	43	1	0	14
	15	184	58	80	10	19	2	0	15
	16	267	89	115	16	27	4	0	16
	17	482	153	200	21	69	7	0	32

COUNTY COURT JUDGE  
DETAIL

LEGISLATIVE DISTRICT OR TOWN	ELECTION DISTRICT	TOTAL VOTERS	BRIAN M. MCCARTHY	JOHN L. DEMARCO	JOHN L. DEMARCO	JOHN L. DEMARCO	JOHN L. DEMARCO	SCATTER	BLANK AND VOID
			DEM	REP	IND	CON	WOR		
Chili									
	18	177	69	62	7	17	1	0	21
	19	208	82	93	7	12	1	0	13
	20	231	77	94	9	27	6	0	18
	21	177	65	62	10	14	2	0	24
	22	129	43	41	12	14	5	0	14
	23	153	47	68	6	17	1	0	14
	24	318	114	126	13	36	4	0	25
	25	107	47	38	6	9	1	0	6
	26	222	75	84	14	30	5	0	14
	27	189	70	63	8	32	2	0	14
	28	128	49	46	6	13	2	0	12
	29	140	38	67	5	19	2	0	9
	30	92	29	39	5	11	3	0	5
	31	7	3	3	0	1	0	0	0
	32	147	38	66	3	24	3	0	13
	33	192	67	79	4	17	7	0	18
		6,080	2,070	2,433	273	711	95	0	498
Chili									
Clarkson									
	1	259	81	99	9	33	6	0	31
	2	207	64	79	4	29	3	0	28
	3	271	87	110	4	33	5	0	32
	4	333	84	139	17	38	4	0	51
	5	223	53	92	11	39	4	0	24
	6	183	54	73	10	20	2	0	24
		1,476	423	592	55	192	24	0	190
Clarkson									
East Rochester									
	1	232	94	82	11	17	2	0	26
	2	203	55	95	6	12	1	0	34
	3	230	71	107	6	20	3	0	23
	4	181	57	77	10	11	4	0	22
	5	147	50	55	5	13	2	0	22
	6	192	63	82	14	14	1	0	18
	7	198	70	79	12	14	5	0	18
		1,383	460	577	64	101	18	0	163
East Rochester									
Gates									
	1	141	46	63	5	15	2	0	10
	2	194	65	88	7	8	0	0	26
	3	125	55	41	4	11	7	0	7
	4	207	79	79	7	24	3	0	15
	5	284	123	107	9	20	2	0	23
	6	197	58	93	11	10	6	0	19
	7	334	112	157	13	24	5	0	23
	8	156	41	91	3	10	2	0	9

COUNTY COURT JUDGE  
DETAIL

LEGISLATIVE DISTRICT OR TOWN	ELECTION DISTRICT	TOTAL VOTERS	BRIAN M. MCCARTHY	JOHN L. DEMARCO	JOHN L. DEMARCO	JOHN L. DEMARCO	JOHN L. DEMARCO	SCATTER	BLANK AND VOID
			DEM	REP	IND	CON	WOR		
Gates	9	223	86	91	10	7	5	0	24
	10	135	38	52	6	14	0	0	25
	11	166	58	69	8	11	4	0	16
	12	119	46	42	3	13	2	0	13
	13	152	37	75	8	13	3	0	16
	14	155	41	84	5	8	3	0	14
	15	284	99	114	7	25	2	0	37
	16	139	51	58	4	15	0	0	11
	17	150	70	47	6	13	2	0	12
	18	206	55	102	3	24	2	0	20
	19	192	57	87	9	23	0	0	16
	20	201	84	74	9	14	2	0	18
	21	202	71	91	5	15	2	0	18
	22	177	60	71	4	30	4	0	8
	23	184	59	80	7	21	1	0	16
	24	150	56	61	6	17	1	0	9
	25	157	58	72	2	11	3	0	11
	26	195	65	89	10	18	2	0	11
	27	202	82	67	6	18	5	0	24
	28	147	53	57	6	8	3	0	20
	29	140	59	48	7	14	1	0	11
	30	102	28	40	7	8	5	0	14
	31	168	53	86	5	13	3	0	8
	32	223	79	100	7	17	1	0	19
	33	71	29	28	6	4	2	0	2
	34	144	42	65	7	15	1	0	14
	35	135	41	60	8	15	3	0	8
Gates		6,157	2,136	2,629	230	526	89	0	547
Greece	1	203	75	75	13	23	5	0	12
	2	221	71	76	14	31	6	0	23
	3	197	63	84	5	27	3	0	15
	4	178	63	61	9	23	5	0	17
	5	145	58	48	5	11	4	0	19
	6	145	47	46	10	19	3	0	20
	7	172	62	65	6	13	3	0	23
	8	166	53	69	7	16	2	0	19
	9	146	52	62	2	19	0	0	11
	10	160	61	60	8	10	2	0	19
	11	66	27	26	3	4	2	0	4
	12	103	48	35	5	6	4	0	5
	13	173	58	65	9	19	3	0	19
	14	136	56	45	4	15	0	0	16

COUNTY COURT JUDGE  
DETAIL

LEGISLATIVE DISTRICT OR TOWN	ELECTION DISTRICT	TOTAL VOTERS	BRIAN M. MCCARTHY	JOHN L. DEMARCO	JOHN L. DEMARCO	JOHN L. DEMARCO	JOHN L. DEMARCO	SCATTER	BLANK AND VOID
			DEM	REP	IND	CON	WOR		
Greece	15	172	50	75	10	14	1	0	22
	16	158	43	75	10	10	2	0	18
	17	233	69	95	10	31	3	0	25
	18	225	86	91	6	22	0	0	20
	19	163	70	56	5	11	3	0	18
	20	152	54	55	7	17	8	0	11
	21	150	56	46	8	18	1	0	21
	22	130	48	50	7	8	1	0	16
	23	348	146	126	14	24	5	0	33
	24	283	82	111	25	25	3	0	37
	25	194	76	70	5	19	2	0	22
	26	175	57	75	1	20	3	0	19
	27	205	56	84	14	24	3	0	24
	28	231	80	89	8	20	5	0	29
	29	214	80	82	8	22	2	0	20
	30	128	48	44	2	11	3	0	20
	31	181	69	72	5	18	3	0	14
	32	157	72	42	4	15	7	0	17
	33	199	60	82	14	19	2	0	22
	34	234	86	79	12	27	1	0	29
	35	240	84	78	16	29	5	0	28
	36	234	74	97	8	20	6	0	29
	37	157	45	60	13	25	0	0	14
	38	282	96	118	11	26	8	0	23
	39	142	54	58	4	17	0	0	9
	40	150	58	51	10	17	4	0	10
	41	218	79	77	6	28	7	0	21
	42	161	66	56	4	17	2	0	16
	43	159	37	71	6	27	0	0	18
	44	308	97	138	9	35	4	0	25
	45	269	87	112	13	24	1	0	32
	46	116	43	47	4	15	4	0	3
	47	205	77	76	4	21	5	0	22
	48	143	35	70	8	10	2	0	18
	49	159	55	57	5	20	1	0	21
	50	197	69	78	9	16	4	0	21
	51	134	50	48	11	13	1	0	11
	52	234	77	95	8	29	3	0	22
	53	135	58	43	6	15	3	0	10
	54	242	82	94	9	27	2	0	28
	55	180	54	72	7	24	1	0	22
	56	272	84	127	5	29	2	0	25
	57	187	71	70	9	20	2	0	15

COUNTY COURT JUDGE  
DETAIL

LEGISLATIVE DISTRICT OR TOWN	ELECTION DISTRICT	TOTAL VOTERS	BRIAN M. MCCARTHY	JOHN L. DEMARCO	JOHN L. DEMARCO	JOHN L. DEMARCO	JOHN L. DEMARCO	SCATTER	BLANK AND VOID
			DEM	REP	IND	CON	WOR		
Greece	58	270	89	106	15	26	2	0	32
	59	91	32	36	3	16	1	0	3
	60	160	60	55	4	16	6	0	19
	61	205	78	69	8	23	5	0	22
	62	206	65	84	7	16	3	0	31
	63	226	112	57	9	20	5	0	23
	64	148	58	57	5	10	2	0	16
	65	194	53	90	11	8	3	0	29
	66	108	38	40	8	13	1	0	8
	67	173	67	66	9	18	3	0	10
	68	273	93	106	15	37	3	0	19
	69	162	71	58	4	14	5	0	10
	70	415	133	178	18	40	5	0	41
	71	256	99	92	11	25	2	0	27
	72	247	94	88	13	23	5	0	24
	73	115	39	49	1	13	1	0	12
	74	152	58	57	10	9	1	0	17
	75	149	53	65	1	13	1	0	16
	76	178	67	70	9	21	0	0	11
	77	225	90	83	5	17	7	0	23
	78	149	46	61	5	15	2	0	20
	79	303	87	129	11	27	6	0	43
	80	273	73	125	11	28	3	0	33
	81	140	43	69	6	7	3	0	12
	82	112	32	49	7	14	3	0	7
	83	126	46	54	3	8	3	0	12
	84	240	78	93	10	32	1	0	26
	85	239	88	87	10	26	5	0	23
	86	290	87	118	20	32	6	0	27
	87	213	69	93	13	21	3	0	14
	88	206	74	72	7	22	1	0	30
	89	203	65	77	3	20	2	0	36
	90	249	78	91	15	26	6	0	33
	91	396	135	163	18	40	3	0	37
	92	266	93	105	16	26	1	0	25
	93	278	96	116	13	24	6	0	23
	94	185	73	70	7	20	2	0	13
	95	111	50	37	4	6	3	0	11
	96	234	80	89	15	17	1	0	32
	97	442	111	216	22	45	7	0	41
	98	268	72	96	15	32	10	0	43
	99	256	67	105	13	41	1	0	29
	100	287	89	120	19	27	5	0	27



COUNTY COURT JUDGE  
DETAIL

LEGISLATIVE DISTRICT OR TOWN	ELECTION DISTRICT	TOTAL VOTERS	BRIAN M. MCCARTHY	JOHN L. DEMARCO	JOHN L. DEMARCO	JOHN L. DEMARCO	JOHN L. DEMARCO	SCATTER	BLANK AND VOID
			DEM	REP	IND	CON	WOR		
Greece									
	101	151	49	60	3	23	2	0	14
	102	294	83	129	10	24	9	0	39
	103	258	69	94	18	42	6	0	29
	104	270	92	105	8	30	5	0	30
	105	162	45	74	7	16	4	0	16
	106	160	50	59	4	23	2	0	22
	107	135	41	65	5	10	2	0	12
	108	129	41	53	6	15	1	0	13
	109	243	90	93	13	17	5	0	25
		<u>21,888</u>	<u>7,455</u>	<u>8,582</u>	<u>963</u>	<u>2,249</u>	<u>347</u>	<u>0</u>	<u>2,292</u>
Greece									
Hamlin									
	1	154	50	58	12	21	7	0	6
	2	257	70	115	10	27	6	0	29
	3/11	174	42	69	7	30	2	0	24
	4	166	42	81	10	17	1	0	15
	5	164	47	71	6	22	2	0	16
	6	126	49	44	4	12	4	0	13
	7	271	68	125	5	43	6	0	24
	8	155	49	64	9	13	2	0	18
	9	143	36	64	5	16	2	0	20
	10	243	56	125	7	23	3	0	29
		<u>1,853</u>	<u>509</u>	<u>816</u>	<u>75</u>	<u>224</u>	<u>35</u>	<u>0</u>	<u>194</u>
Hamlin									
Henrietta									
	1	258	77	111	14	29	6	0	21
	2	166	45	62	6	23	5	0	25
	3	66	25	30	5	2	0	0	4
	4	154	72	42	13	11	2	0	14
	5	173	56	66	4	22	2	0	23
	6	184	65	76	4	16	3	0	20
	7	197	71	61	15	28	1	0	21
	8	210	90	73	8	17	2	0	20
	9	140	67	43	4	13	2	0	11
	10	181	58	70	8	18	3	0	24
	11	132	61	49	5	7	1	0	9
	12	188	54	82	13	17	3	0	19
	13	169	69	53	5	25	3	0	14
	14	129	29	60	7	16	2	0	15
	15	188	65	74	7	17	5	0	20
	16	117	34	49	6	13	3	0	12
	17	243	92	86	15	25	7	0	18
	18	195	78	62	10	15	3	0	27
	19	153	50	64	7	20	1	0	11
	20	199	62	88	12	18	1	0	18

COUNTY COURT JUDGE  
DETAIL

LEGISLATIVE DISTRICT OR TOWN	ELECTION DISTRICT	TOTAL VOTERS	BRIAN M. MCCARTHY	JOHN L. DEMARCO	JOHN L. DEMARCO	JOHN L. DEMARCO	JOHN L. DEMARCO	SCATTER	BLANK AND VOID
			DEM	REP	IND	CON	WOR		
Henrietta	21	162	70	48	11	15	3	0	15
	22	286	111	118	13	26	3	0	15
	23	129	55	39	6	14	4	0	11
	24	171	57	72	9	12	5	0	16
	25	216	78	84	4	29	3	0	18
	26	343	111	117	21	52	3	0	39
	27	312	106	123	14	34	2	0	33
	28	272	93	109	14	28	3	0	25
	29	253	103	83	12	26	4	0	25
	30	315	124	108	13	36	6	1	27
	31	112	36	38	8	16	0	0	14
	32	273	112	107	6	28	2	0	18
	33	125	48	55	3	7	2	0	10
	34	85	23	32	7	5	7	0	11
	35	189	65	71	10	24	2	0	17
Henrietta		6,685	2,412	2,505	319	704	104	1	640
Irondequoit	1	186	67	69	10	17	1	0	22
	2	154	55	64	4	12	3	0	16
	3	214	91	72	13	17	7	0	14
	4	175	53	70	10	17	1	0	24
	5	131	61	49	4	9	2	0	6
	6	337	124	129	24	29	7	0	24
	7	319	114	129	21	32	5	0	18
	8	229	78	94	8	26	2	0	21
	9	213	73	87	16	16	2	0	19
	10	254	84	101	14	26	3	0	26
	11	102	33	42	5	6	0	0	16
	12	130	44	46	13	10	5	0	12
	13	259	107	95	16	20	4	0	17
	14	272	108	93	13	25	7	0	26
	15	297	92	130	13	27	4	0	31
	16	253	96	99	19	13	6	0	20
	17	136	53	53	12	14	1	0	3
	18	218	84	87	7	17	2	0	21
	19	185	85	58	11	12	9	0	10
	20	205	67	91	11	13	3	0	20
	21	196	82	67	15	11	1	0	20
	22	242	82	100	6	29	5	0	20
	23	166	66	60	9	4	4	0	23
	24	180	69	65	7	21	4	0	14
	25	181	61	67	11	19	6	0	17
	26	111	40	45	8	3	2	0	13

COUNTY COURT JUDGE  
DETAIL

LEGISLATIVE DISTRICT OR TOWN	ELECTION DISTRICT	TOTAL VOTERS	BRIAN M. MCCARTHY	JOHN L. DEMARCO	JOHN L. DEMARCO	JOHN L. DEMARCO	JOHN L. DEMARCO	SCATTER	BLANK AND VOID
			DEM	REP	IND	CON	WOR		
Irondequoit	27	144	46	57	13	13	2	0	13
	28	148	45	66	5	15	2	0	15
	29	129	53	44	4	13	2	0	13
	30	167	63	69	14	9	3	0	9
	31	199	65	85	9	12	6	0	22
	32	192	75	74	11	10	6	0	16
	33	151	55	59	5	15	2	0	15
	34	299	85	148	12	18	4	0	32
	35	95	46	34	5	4	0	0	6
	36	76	23	39	1	4	0	0	9
	37	169	49	82	5	14	1	0	18
	38	111	46	42	6	8	1	0	8
	39	80	26	39	2	1	1	0	11
	40	148	45	62	12	13	5	0	11
	41	179	76	60	9	11	4	0	19
	42	234	83	85	11	22	4	0	29
	43	113	33	48	6	15	3	0	8
	44	412	136	172	26	26	6	0	46
	45	165	57	73	4	13	2	0	16
	46	188	60	78	5	21	4	0	20
	47	76	35	31	2	3	0	0	5
	48	210	71	94	9	16	1	0	19
	49	184	55	66	15	24	5	1	18
	50	95	40	34	4	4	3	0	10
	51	266	99	113	9	19	2	0	24
	52	198	76	69	15	14	4	0	20
	53	167	56	65	11	13	3	0	19
	54	41	17	16	1	3	0	0	4
	55	170	60	67	7	15	4	0	17
	56	180	62	69	10	19	5	0	15
	57	273	85	131	13	24	2	0	18
	58	195	60	75	7	23	7	0	23
	59	161	60	55	4	19	4	0	19
	60	194	71	66	13	19	3	0	22
	61	242	78	105	15	17	5	0	22
	62	245	94	89	12	21	1	0	28
	63	146	56	54	8	11	0	0	17
	64	127	49	42	8	18	1	0	9
	65	119	41	48	5	7	5	0	13
	66	50	20	17	3	1	1	0	8
	67	174	60	66	8	13	2	0	25
	68	175	57	77	11	11	1	0	18
	69	58	26	14	2	7	1	0	8

COUNTY COURT JUDGE  
DETAIL

LEGISLATIVE DISTRICT OR TOWN	ELECTION DISTRICT	TOTAL VOTERS	BRIAN M. MCCARTHY	JOHN L. DEMARCO	JOHN L. DEMARCO	JOHN L. DEMARCO	JOHN L. DEMARCO	SCATTER	BLANK AND VOID
			DEM	REP	IND	CON	WOR		
Irondequoit	70	68	21	24	5	5	4	0	9
	71/72	48	23	14	1	2	1	0	7
		<u>12,606</u>	<u>4,508</u>	<u>4,979</u>	<u>663</u>	<u>1,030</u>	<u>219</u>	<u>1</u>	<u>1,206</u>
Irondequoit									
Mendon									
	1	348	140	123	21	33	3	0	28
	2	280	99	98	15	24	2	0	42
	3	351	92	148	17	52	3	0	39
	4	262	99	100	9	25	2	0	27
	5	283	91	109	15	38	6	0	24
	6	274	103	98	8	36	5	0	24
	7	300	86	148	14	33	4	0	15
	8	124	43	49	6	12	0	0	14
	9	254	76	106	10	27	5	0	30
Mendon		<u>2,476</u>	<u>829</u>	<u>979</u>	<u>115</u>	<u>280</u>	<u>30</u>	<u>0</u>	<u>243</u>
Ogden									
	1	150	49	58	11	14	1	0	17
	2	163	42	69	8	28	1	0	15
	3	190	48	89	10	25	2	0	16
	4	127	30	51	7	31	2	0	6
	5	139	35	59	5	25	1	0	14
	6	142	42	62	7	23	0	0	8
	7	84	28	35	1	10	2	0	8
	8	122	32	55	9	15	4	0	7
	9	119	33	63	1	10	4	0	8
	10	118	37	42	4	23	3	0	9
	11	134	41	54	3	25	1	0	10
	12	155	46	71	11	19	0	0	8
	13	144	46	60	10	16	1	0	11
	14	81	23	39	2	12	1	0	4
	15	183	52	78	10	23	2	0	18
	16	100	30	46	5	14	0	0	5
	17	100	24	47	4	18	2	0	5
	18	146	39	65	5	30	3	0	4
	19	177	48	68	8	36	0	0	17
	20	179	42	81	7	31	1	0	17
Ogden		<u>2,753</u>	<u>767</u>	<u>1,192</u>	<u>128</u>	<u>428</u>	<u>31</u>	<u>0</u>	<u>207</u>
Parma									
	1	228	65	100	8	32	3	0	20
	2	284	80	109	13	31	3	0	48
	3	214	64	75	16	24	5	0	30
	4	265	73	94	25	39	3	0	31
	5	225	50	91	16	19	8	0	41
	6	139	34	62	8	13	0	0	22

COUNTY COURT JUDGE  
DETAIL

LEGISLATIVE DISTRICT OR TOWN	ELECTION DISTRICT	TOTAL VOTERS	BRIAN M. MCCARTHY	JOHN L. DEMARCO	JOHN L. DEMARCO	JOHN L. DEMARCO	JOHN L. DEMARCO	SCATTER	BLANK AND VOID
			DEM	REP	IND	CON	WOR		
Parma	7	265	52	123	18	32	2	0	38
	8	401	79	163	26	57	5	0	71
	9	259	61	102	13	44	1	0	38
	10	275	66	100	16	48	2	0	43
	11	231	53	88	16	37	5	0	32
	12	218	49	108	15	16	6	0	24
	13	419	102	177	29	38	5	0	68
	14	167	39	76	4	20	1	0	27
	15	282	64	100	27	35	8	0	48
Parma		3,872	931	1,568	250	485	57	0	581
Penfield	1	82	36	24	3	10	0	0	9
	2	235	94	84	12	21	7	0	17
	3	183	64	69	10	24	0	0	16
	4	216	54	89	8	46	5	0	14
	5	249	101	93	9	24	0	0	22
	6	170	45	82	11	22	0	0	10
	7	282	105	100	17	35	4	0	21
	8	180	70	67	11	13	3	0	16
	9	322	129	121	15	30	4	0	23
	10	182	63	74	9	18	2	0	16
	11	145	50	65	4	11	2	0	13
	12	258	90	99	15	30	5	0	19
	13	241	83	93	12	29	5	0	19
	14	269	93	112	5	34	5	0	20
	15	288	100	122	15	21	3	0	27
	16	130	45	46	7	10	2	0	20
	17	242	78	98	19	20	3	0	24
	18	187	72	75	9	13	4	0	14
	19	309	135	123	13	26	1	0	11
	20	237	79	105	13	25	3	0	12
	21	234	99	88	9	20	4	0	14
	22	186	97	53	9	16	3	0	8
	23	319	132	109	18	27	6	0	27
	24	321	110	123	27	43	4	0	14
	25	165	36	86	4	21	2	0	16
	26	140	35	69	6	8	5	0	17
	27	293	115	109	20	30	3	0	16
	28	166	65	61	11	16	1	0	12
	29	223	85	85	17	24	3	0	9
	30	311	96	139	20	37	2	0	17
	31	130	57	49	4	11	1	0	8
	32	132	49	54	4	10	4	0	11

COUNTY COURT JUDGE  
DETAIL

LEGISLATIVE DISTRICT OR TOWN	ELECTION DISTRICT	TOTAL VOTERS	BRIAN M. MCCARTHY DEM	JOHN L. DEMARCO REP	JOHN L. DEMARCO IND	JOHN L. DEMARCO CON	JOHN L. DEMARCO WOR	SCATTER	BLANK AND VOID
Penfield									
	33	224	82	92	13	28	1	0	8
	34	183	61	76	11	20	3	0	12
	35	209	73	84	18	22	2	0	10
	36	176	73	72	3	8	3	0	17
	37	342	91	176	20	34	4	0	17
	38	133	37	71	7	12	0	0	6
	39	158	57	58	9	19	1	0	14
	40	183	57	82	15	12	6	0	11
	41	153	39	78	6	21	3	0	6
	42	138	43	65	4	18	0	0	8
Penfield		8,926	3,175	3,620	472	919	119	0	621
Perinton									
	1	263	101	102	9	38	0	0	13
	2	224	70	108	8	25	2	0	11
	3	232	86	105	13	16	0	0	12
	4	163	69	52	9	17	3	0	13
	5	94	39	37	5	7	0	0	6
	6	175	97	44	9	9	1	0	15
	7	200	82	76	11	15	2	0	14
	8	205	72	78	11	29	3	1	11
	9	226	76	101	11	29	2	0	7
	10	183	62	81	6	17	2	0	15
	11	95	29	42	2	13	3	0	6
	12	166	57	69	10	21	1	0	8
	13	182	57	89	11	15	1	0	9
	14	200	71	85	8	24	1	0	11
	15	143	59	52	5	19	1	0	7
	16	133	44	64	4	10	1	0	10
	17	202	89	63	8	19	4	0	19
	18	197	78	77	6	21	1	0	14
	19	174	65	72	5	22	1	0	9
	20	207	71	93	11	22	0	0	10
	21	208	69	77	9	29	2	0	22
	22	134	54	50	6	18	1	0	5
	23	208	61	103	9	23	0	0	12
	24	324	93	171	13	24	4	0	19
	25	141	52	65	4	6	1	0	13
	26	250	86	92	12	39	6	0	15
	27	173	48	88	3	17	4	0	13
	28	171	59	69	3	31	1	0	8
	29	111	43	41	5	12	0	0	10
	30	149	47	62	9	20	1	0	10
	31	223	76	95	10	30	2	0	10

COUNTY COURT JUDGE  
DETAIL

LEGISLATIVE DISTRICT OR TOWN	ELECTION DISTRICT	TOTAL VOTERS	BRIAN M. MCCARTHY	JOHN L. DEMARCO	JOHN L. DEMARCO	JOHN L. DEMARCO	JOHN L. DEMARCO	SCATTER	BLANK AND VOID
			DEM	REP	IND	CON	WOR		
Perinton	32	159	55	64	7	19	2	0	12
	33	214	80	87	10	28	0	0	9
	34	209	71	98	9	19	2	0	10
	35	151	45	70	2	21	3	0	10
	36	90	34	33	4	12	2	0	5
	37	167	58	65	5	20	2	0	17
	38	214	78	89	10	14	1	0	22
	39	203	71	84	10	25	0	0	13
	40	151	61	56	4	18	2	0	10
	41	116	30	53	9	13	1	0	10
	42	137	48	52	7	18	1	0	11
	43	287	84	135	15	28	3	0	22
	44	181	62	86	11	11	3	0	8
	45	360	100	181	11	41	3	0	24
	46	91	29	40	2	10	1	0	9
	47	146	49	52	7	26	3	0	9
	48	119	36	53	7	19	0	0	4
	49	160	61	65	5	18	0	0	11
	50	68	36	17	3	4	2	0	6
	51	202	50	113	8	27	1	0	3
	52	151	45	78	10	10	0	0	8
	53	165	64	69	3	23	2	0	4
	54	251	68	120	16	29	1	0	17
	55	224	80	103	7	21	2	0	11
	56	184	57	72	2	31	1	0	21
Perinton		10,156	3,514	4,338	429	1,142	89	1	643
Pittsford	1	179	61	77	4	17	2	0	18
	2	188	75	83	5	16	1	0	8
	3	326	109	154	11	18	2	0	32
	4	172	57	72	5	17	1	0	20
	5	167	70	66	4	13	3	0	11
	6	186	97	48	2	10	3	0	26
	7	81	24	39	5	9	0	0	4
	8	227	68	116	6	25	2	0	10
	9	259	97	116	8	18	4	0	16
	10	135	42	66	5	13	0	0	9
	11	175	63	73	6	18	1	0	14
	12	135	42	58	13	13	0	0	9
	13	149	55	53	8	17	0	0	16
	14	235	69	109	8	32	1	0	16
	15	83	34	31	6	5	2	0	5
	16	138	46	60	4	19	4	0	5

COUNTY COURT JUDGE  
DETAIL

LEGISLATIVE DISTRICT OR TOWN	ELECTION DISTRICT	TOTAL VOTERS	BRIAN M. MCCARTHY DEM	JOHN L. DEMARCO REP	JOHN L. DEMARCO IND	JOHN L. DEMARCO CON	JOHN L. DEMARCO WOR	SCATTER	BLANK AND VOID
Pittsford									
	17	213	102	74	11	15	1	0	10
	18	165	61	78	5	11	2	0	8
	19	137	51	55	6	19	2	0	4
	20	196	83	72	9	14	1	0	17
	21	206	90	68	9	24	2	0	13
	22	268	113	105	14	17	0	0	19
	23	188	54	81	10	30	1	0	12
	24	251	76	123	8	26	1	0	17
	25	216	77	94	10	23	1	0	11
	26	200	80	79	6	23	1	0	11
	27	143	55	54	9	18	0	0	7
	28	149	49	73	6	9	1	0	11
	29	181	66	80	8	16	2	0	9
	30	152	56	74	3	7	2	0	10
	31	197	63	92	6	19	1	0	16
	32	229	78	98	13	9	0	0	31
	33	216	58	96	10	23	3	0	26
	34	127	43	58	4	19	0	0	3
Pittsford		6,269	2,264	2,675	247	582	47	0	454
Riga									
	1	349	106	140	20	30	5	0	48
	2	309	98	128	4	36	3	0	40
	3	209	64	75	11	24	2	0	33
	4	279	89	120	8	27	2	0	33
	5	249	57	112	5	34	3	0	38
	6	242	58	89	9	39	3	0	44
Riga		1,637	472	664	57	190	18	0	236
Rush									
	1	276	91	112	15	29	3	0	26
	2	201	65	87	6	19	1	0	23
	3	291	113	105	11	25	4	0	33
	4	259	89	99	12	23	5	0	31
Rush		1,027	358	403	44	96	13	0	113
Sweden									
	1	210	81	79	9	20	1	0	20
	2	118	49	33	6	11	3	0	16
	3	247	92	89	13	21	3	0	29
	4	238	84	84	7	36	2	0	25
	5	77	37	27	1	8	1	0	3
	6	226	86	69	11	30	1	0	29
	7	259	91	97	8	26	2	0	35
	8	166	48	74	6	21	0	0	17
	9	135	46	56	3	18	1	0	11



COUNTY COURT JUDGE  
DETAIL

LEGISLATIVE DISTRICT OR TOWN	ELECTION DISTRICT	TOTAL VOTERS	BRIAN M. MCCARTHY	JOHN L. DEMARCO	JOHN L. DEMARCO	JOHN L. DEMARCO	JOHN L. DEMARCO	SCATTER	BLANK AND VOID
			DEM	REP	IND	CON	WOR		
Sweden	10	276	85	112	13	33	3	0	30
	11	68	28	18	2	11	1	0	8
	12	180	62	65	7	27	1	0	18
Sweden		2,200	789	803	86	262	19	0	241
Webster	1	231	76	98	12	18	2	0	25
	2	197	67	78	12	19	3	0	18
	3	221	78	91	7	26	2	0	17
	4	94	35	30	1	16	3	0	9
	5	204	74	69	11	28	7	0	15
	6	190	60	89	8	21	1	0	11
	7	229	78	97	15	19	3	0	17
	8	201	65	88	17	20	2	0	9
	9	281	88	124	10	35	7	0	17
	10	255	61	115	14	37	3	0	25
	11	156	48	69	10	15	6	0	8
	12	278	94	123	13	34	1	0	13
	13	200	64	87	14	21	4	0	10
	14	204	77	81	11	20	3	0	12
	15	158	50	64	9	19	3	0	13
	16	156	54	64	3	22	3	0	10
	17	165	46	67	9	27	4	0	12
	18	151	41	71	5	17	1	0	16
	19	288	84	125	12	41	4	0	22
	20	250	76	114	8	43	1	0	8
	21	220	67	108	13	16	5	0	11
	22	219	68	85	10	31	2	0	23
	23	174	58	76	7	20	1	0	12
	24	414	143	166	16	53	8	0	28
	25	117	44	42	4	10	5	0	12
	26	152	46	68	11	19	1	0	7
	27	152	49	66	5	21	2	0	9
	28	163	57	62	12	21	5	0	6
	29	156	51	67	9	13	5	0	11
	30	96	30	41	3	6	1	0	15
	31	246	78	105	9	32	5	0	17
	32	202	53	90	6	35	4	0	14
	33	222	79	80	15	27	2	0	19
	34	114	38	53	6	8	3	0	6
	35	149	41	57	13	28	0	0	10
	36	173	45	87	9	26	1	0	5
	37	304	102	136	18	24	4	0	20
	38	224	88	81	14	24	2	0	15

COUNTY COURT JUDGE  
DETAIL

LEGISLATIVE DISTRICT OR TOWN	ELECTION DISTRICT	TOTAL VOTERS	BRIAN M. MCCARTHY DEM	JOHN L. DEMARCO REP	JOHN L. DEMARCO IND	JOHN L. DEMARCO CON	JOHN L. DEMARCO WOR	SCATTER	BLANK AND VOID
Webster									
	39	228	77	112	10	13	2	0	14
	40	316	115	135	19	25	2	0	20
	41	232	67	104	8	34	3	0	16
	42	175	46	70	13	26	4	0	16
	43	144	53	53	8	18	2	0	10
Webster		8,701	2,811	3,688	439	1,028	132	0	603
Wheatland									
	1	206	73	68	10	36	3	0	16
	2	275	81	93	5	38	8	0	50
	3	209	82	65	11	29	2	0	20
	4	163	44	67	6	31	3	0	12
	5	239	78	94	8	31	5	0	23
Wheatland		1,092	358	387	40	165	21	0	121
TOWNS		114,160	39,756	45,540	5,228	11,729	1,636	3	10,268
GRAND TOTAL:		133,427	50,412	49,356	5,909	12,741	2,147	6	12,856

SURROGATE COURT JUDGE  
SUMMARY

LEGISLATIVE DISTRICT OR TOWN	TOTAL VOTERS	EDMUND A. CALVARUSO	EDMUND A. CALVARUSO	EDMUND A. CALVARUSO	SCATTER	BLANK AND VOID
		REP	IND	CON		
Leg. Dist. 06	827	366	104	126	2	229
Leg. Dist. 07	571	196	51	47	1	276
Leg. Dist. 21	2,563	560	154	190	0	1,659
Leg. Dist. 22	1,021	65	30	33	0	893
Leg. Dist. 23	3,345	840	300	213	2	1,990
Leg. Dist. 24	2,016	473	161	103	1	1,278
Leg. Dist. 25	1,840	219	82	59	1	1,479
Leg. Dist. 26	1,277	395	95	128	0	659
Leg. Dist. 27	2,605	316	114	104	0	2,071
Leg. Dist. 28	1,380	335	73	114	2	856
Leg. Dist. 29	1,822	339	86	91	1	1,305
CITY	19,267	4,104	1,250	1,208	10	12,695
Brighton	6,923	2,316	546	487	5	3,569
Chili	6,080	2,495	376	806	1	2,402
Clarkson	1,476	598	85	207	1	585
East Rochester	1,383	565	98	116	0	604
Gates	6,157	2,729	313	573	2	2,540
Greece	21,888	8,843	1,384	2,559	6	9,096
Hamlin	1,853	841	114	254	1	643
Henrietta	6,685	2,620	506	811	5	2,743
Irondequoit	12,606	4,771	912	1,160	5	5,758
Mendon	2,476	1,008	152	302	0	1,014
Ogden	2,753	1,214	182	499	0	858
Parma	3,872	1,590	311	558	0	1,413
Penfield	8,926	3,690	698	1,089	2	3,447
Perinton	10,156	4,544	668	1,286	3	3,655
Pittsford	6,269	2,878	381	633	2	2,375
Riga	1,637	691	82	222	0	642
Rush	1,027	409	76	106	0	436
Sweden	2,200	837	128	293	0	942
Webster	8,701	3,829	638	1,148	3	3,083
Wheatland	1,092	476	114	186	0	316
TOWNS	114,160	46,944	7,764	13,295	36	46,121
GRAND TOTAL:	133,427	51,048	9,014	14,503	46	58,816

SURROGATE COURT JUDGE  
DETAIL

LEGISLATIVE DISTRICT OR TOWN	ELECTION DISTRICT	TOTAL VOTERS	EDMUND A. CALVARUSO	EDMUND A. CALVARUSO	EDMUND A. CALVARUSO	SCATTER	BLANK AND VOID
			REP	IND	CON		
Leg. Dist. 06							
	1	206	95	21	29	1	60
	2	76	29	10	10	0	27
	3	126	72	12	16	0	26
	4	145	57	23	27	0	38
	5	143	55	14	29	0	45
	6	131	58	24	15	1	33
Leg. Dist. 06		827	366	104	126	2	229
Leg. Dist. 07							
	1	244	92	18	20	0	114
	2	178	54	20	13	0	91
	3	149	50	13	14	1	71
Leg. Dist. 07		571	196	51	47	1	276
Leg. Dist. 21							
	1	134	32	11	15	0	76
	2	118	37	9	12	0	60
	3	54	18	0	3	0	33
	4	57	10	2	3	0	42
	5/16	112	32	13	11	0	56
	6	121	22	10	5	0	84
	7	166	54	9	11	0	92
	8/28	44	4	3	4	0	33
	9	99	25	5	12	0	57
	10	186	53	11	12	0	110
	11	44	14	1	3	0	26
	12	130	32	9	7	0	82
	13	55	6	5	4	0	40
	14	189	44	13	16	0	116
	15	110	22	6	12	0	70
	17	73	9	5	6	0	53
	18	80	14	2	4	0	60
	19	25	5	1	0	0	19
	20	63	16	4	2	0	41
	21	89	13	5	8	0	63
	22	66	9	7	3	0	47
	23/32	67	15	3	6	0	43
	24	143	35	9	8	0	91
	25	88	11	1	4	0	72
	26	66	1	6	1	0	58
	27	53	3	0	5	0	45
	29/30	38	9	0	4	0	25
	31/34	48	4	3	2	0	39
	33	45	11	1	7	0	26
Leg. Dist. 21		2,563	560	154	190	0	1,659
Leg. Dist. 22							
	1	78	9	7	5	0	57

SURROGATE COURT JUDGE  
DETAIL

LEGISLATIVE DISTRICT OR TOWN	ELECTION DISTRICT	TOTAL VOTERS	EDMUND A. CALVARUSO	EDMUND A. CALVARUSO	EDMUND A. CALVARUSO	SCATTER	BLANK AND VOID
			REP	IND	CON		
Leg. Dist. 22							
	2	20	2	0	0	0	18
	3	63	2	3	2	0	56
	4	17	0	1	0	0	16
	5	47	5	0	1	0	41
	6	55	2	1	1	0	51
	7	28	0	0	0	0	28
	8	58	4	3	6	0	45
	9	33	1	1	2	0	29
	10	44	3	0	3	0	38
	11	59	2	3	1	0	53
	12	43	3	1	0	0	39
	13	20	1	1	0	0	18
	14	70	6	1	2	0	61
	15	66	4	1	1	0	60
	16	13	0	1	0	0	12
	17	26	2	1	3	0	20
	18	33	2	1	0	0	30
	19	29	0	2	1	0	26
	20	63	3	1	0	0	59
	21	34	1	1	2	0	30
	22	57	6	0	0	0	51
	23	34	3	0	1	0	30
	24	31	4	0	2	0	25
Leg. Dist. 22		1,021	65	30	33	0	893
Leg. Dist. 23							
	1	73	21	3	3	0	46
	2	116	24	10	8	0	74
	3	66	18	6	3	0	39
	4	158	37	11	10	0	100
	5	72	14	4	5	0	49
	6	58	13	9	4	0	32
	7	95	14	13	5	0	63
	8	91	22	13	5	0	51
	9	91	25	9	2	0	55
	10	101	27	4	6	0	64
	11	135	29	10	8	0	88
	12	190	52	19	6	0	113
	13	87	23	8	11	0	45
	14	82	26	12	6	0	38
	15	59	13	4	8	0	34
	16	71	20	6	2	0	43
	17	174	52	13	16	0	93
	18	186	54	16	16	0	100
	19	147	37	13	18	1	78
	20	155	38	16	9	0	92

SURROGATE COURT JUDGE  
DETAIL

LEGISLATIVE DISTRICT OR TOWN	ELECTION DISTRICT	TOTAL VOTERS	EDMUND A. CALVARUSO	EDMUND A. CALVARUSO	EDMUND A. CALVARUSO	SCATTER	BLANK AND VOID
			REP	IND	CON		
Leg. Dist. 23							
	21	166	31	17	12	0	106
	22	116	34	3	4	0	75
	23	57	11	5	4	1	36
	24	159	35	13	6	0	105
	25	253	63	21	13	0	156
	26	267	84	24	8	0	151
	27	120	23	18	15	0	64
Leg. Dist. 23		3,345	840	300	213	2	1,990
Leg. Dist. 24							
	1	187	33	17	7	0	130
	2	147	34	13	4	0	96
	3	180	30	22	6	0	122
	4	116	30	5	6	0	75
	5	136	42	10	5	0	79
	6	93	30	10	9	0	44
	7	90	26	5	6	0	53
	8	122	29	9	12	0	72
	9	87	38	6	4	0	39
	10	141	19	15	2	0	105
	11	42	13	1	2	0	26
	12	47	10	3	2	0	32
	13	127	19	10	9	1	88
	14	144	23	7	10	0	104
	15	187	41	13	12	0	121
	16	96	24	13	6	0	53
	17	74	32	2	1	0	39
Leg. Dist. 24		2,016	473	161	103	1	1,278
Leg. Dist. 25							
	1	124	25	9	7	0	83
	2	84	3	0	2	0	79
	3	172	8	3	6	0	155
	4/12	136	29	13	4	1	89
	5	50	4	2	0	0	44
	6	118	12	5	3	0	98
	7	68	1	0	1	0	66
	8	104	5	1	4	0	94
	9	60	0	2	0	0	58
	10	100	7	3	3	0	87
	11	58	8	1	1	0	48
	13	82	4	3	1	0	74
	14/24	141	32	15	4	0	90
	15	59	2	3	2	0	52
	16	9	5	0	0	0	4

SURROGATE COURT JUDGE  
DETAIL

LEGISLATIVE DISTRICT OR TOWN	ELECTION DISTRICT	TOTAL VOTERS	EDMUND A. CALVARUSO	EDMUND A. CALVARUSO	EDMUND A. CALVARUSO	SCATTER	BLANK AND VOID
			REP	IND	CON		
Leg. Dist. 25							
	17	43	1	3	0	0	39
	18	156	23	10	11	0	112
	19/21	54	18	2	1	0	33
	20/25	150	18	4	5	0	123
	22	67	14	3	4	0	46
	23	5	0	0	0	0	5
Leg. Dist. 25		1,840	219	82	59	1	1,479
Leg. Dist. 26							
	1/13	71	19	6	8	0	38
	2	43	8	2	5	0	28
	3	89	28	7	9	0	45
	4	133	50	14	17	0	52
	5	83	23	5	12	0	43
	7	76	24	7	10	0	35
	8	89	25	3	3	0	58
	9	104	29	7	15	0	53
	10	80	21	6	12	0	41
	11	101	38	8	8	0	47
	12	158	44	10	11	0	93
	14	66	20	7	6	0	33
	15	98	35	6	8	0	49
	16	84	31	6	3	0	44
	17	2	0	1	1	0	0
Leg. Dist. 26		1,277	395	95	128	0	659
Leg. Dist. 27							
	1	117	17	7	11	0	82
	2	120	7	5	11	0	97
	3/24	113	9	9	5	0	90
	4	151	19	5	9	0	118
	5	131	16	6	3	0	106
	6	113	15	4	5	0	89
	7	135	19	6	6	0	104
	8	95	12	2	3	0	78
	9	158	22	9	0	0	127
	10	138	30	5	9	0	94
	11	101	14	3	6	0	78
	12	94	11	3	3	0	77
	13	97	9	5	4	0	79
	14	99	10	6	0	0	83
	15	86	7	3	3	0	73
	16	130	16	8	1	0	105
	17	49	13	2	1	0	33
	18	91	8	5	5	0	73
	19	105	13	3	4	0	85

SURROGATE COURT JUDGE  
DETAIL

LEGISLATIVE DISTRICT OR TOWN	ELECTION DISTRICT	TOTAL VOTERS	EDMUND	EDMUND	EDMUND	SCATTER	BLANK AND VOID
			A. CALVARUSO REP	A. CALVARUSO IND	A. CALVARUSO CON		
Leg. Dist. 27							
	20	63	3	2	0	0	58
	21	60	4	1	2	0	53
	22	140	12	4	4	0	120
	23	57	3	1	2	0	51
	27	89	16	3	5	0	65
	28	73	11	7	2	0	53
Leg. Dist. 27		2,605	316	114	104	0	2,071
Leg. Dist. 28							
	1	65	14	2	8	0	41
	2	73	24	1	7	0	41
	3	39	9	2	2	0	26
	4	104	35	8	3	0	58
	5	59	17	2	3	0	37
	6	75	18	4	9	0	44
	7	105	25	3	8	0	69
	8	99	12	3	2	0	82
	9	43	12	4	6	0	21
	10	41	10	3	6	0	22
	11/25	90	23	4	3	0	60
	12	37	7	3	3	0	24
	13	60	11	3	9	0	37
	14	51	15	5	7	0	24
	15	28	4	1	2	0	21
	16	72	17	6	6	0	43
	17	29	7	0	3	0	19
	18/19	83	21	5	10	0	47
	21	92	22	4	10	1	55
	22	31	3	2	2	0	24
	23/24	104	29	8	5	1	61
Leg. Dist. 28		1,380	335	73	114	2	856
Leg. Dist. 29							
	1/2	32	4	0	0	0	28
	3	73	13	4	2	0	54
	4	86	18	4	8	0	56
	5/7	86	15	5	2	0	64
	6	70	12	2	8	0	48
	8	101	23	6	4	0	68
	9	77	20	3	1	1	52
	10	86	14	3	8	0	61
	11	71	15	5	4	0	47
	12/17	66	11	0	4	0	51
	13	79	12	2	0	0	65
	14	78	17	2	2	0	57



SURROGATE COURT JUDGE  
DETAIL

LEGISLATIVE DISTRICT OR TOWN	ELECTION DISTRICT	TOTAL VOTERS	EDMUND A. CALVARUSO	EDMUND A. CALVARUSO	EDMUND A. CALVARUSO	SCATTER	BLANK AND VOID
			REP	IND	CON		
Leg. Dist. 29	15	69	15	1	1	0	52
	16	23	1	3	2	0	17
	18	106	26	13	7	0	60
	19	64	15	1	5	0	43
	20	78	11	2	4	0	61
	21	104	18	7	9	0	70
	22	79	4	5	1	0	69
	23	99	11	3	1	0	84
	24	85	25	5	7	0	48
	25	151	29	7	9	0	106
	26	46	8	3	2	0	33
	27	13	2	0	0	0	11
Leg. Dist. 29		<u>1,822</u>	<u>339</u>	<u>86</u>	<u>91</u>	<u>1</u>	<u>1,305</u>
CITY		19,267	4,104	1,250	1,208	10	12,695
Brighton	1	167	43	14	13	0	97
	2	131	45	9	12	1	64
	3	179	71	17	10	0	81
	4	170	54	17	6	1	92
	5	145	43	9	3	0	90
	6	227	78	14	16	0	119
	7	129	37	12	15	1	64
	8	157	69	10	14	0	64
	9	199	57	20	18	0	104
	10	161	57	11	12	0	81
	11	214	77	10	16	0	111
	12	192	70	10	9	0	103
	13	138	48	17	12	0	61
	14	65	16	10	1	0	38
	15	145	44	15	19	0	67
	16	125	74	11	11	0	29
	17	90	10	3	2	0	75
	18	181	50	17	13	1	100
	19	125	32	13	10	0	70
	20	85	23	7	10	0	45
	21	132	32	12	12	1	75
	22	153	57	15	13	0	68
	23	141	42	19	7	0	73
	24	247	96	12	12	0	127
	25	121	35	14	7	0	65
	26	126	47	8	16	0	55
	27	138	37	9	6	0	86
	28	185	63	17	8	0	97
	29	144	61	10	15	0	58

SURROGATE COURT JUDGE  
DETAIL

LEGISLATIVE DISTRICT OR TOWN	ELECTION DISTRICT	TOTAL VOTERS	EDMUND A. CALVARUSO	EDMUND A. CALVARUSO	EDMUND A. CALVARUSO	SCATTER	BLANK AND VOID
			REP	IND	CON		
Brighton							
	30	341	118	24	19	0	180
	31	147	60	15	3	0	69
	32	205	73	17	14	0	101
	33	195	76	7	13	0	99
	34	174	59	10	23	0	82
	35	122	36	11	14	0	61
	36	70	24	3	7	0	36
	37	128	33	8	7	0	80
	38	163	49	10	6	0	98
	39	130	44	14	12	0	60
	40	248	88	20	10	0	130
	41	149	52	12	6	0	79
	42	60	16	5	5	0	34
	43	158	59	6	15	0	78
	44	48	13	4	2	0	29
	45	83	24	6	10	0	43
	46	90	24	12	3	0	51
		<u>6,923</u>	<u>2,316</u>	<u>546</u>	<u>487</u>	<u>5</u>	<u>3,569</u>
Brighton Chili							
	1	180	80	7	21	0	72
	2	248	99	11	39	0	99
	3	182	68	8	20	0	86
	4	128	52	5	17	0	54
	5	188	79	15	14	0	80
	6	202	81	12	25	0	84
	7	98	41	6	13	0	38
	8	180	81	8	30	0	61
	9	201	77	24	23	1	76
	10	111	50	8	20	0	33
	11	176	81	16	26	0	53
	12	162	77	8	23	0	54
	13	259	121	13	34	0	91
	14	215	82	14	48	0	71
	15	184	80	11	20	0	73
	16	267	110	17	29	0	111
	17	482	203	23	76	0	180
	18	177	74	13	18	0	72
	19	208	84	17	15	0	92
	20	231	92	16	31	0	92
	21	177	67	12	19	0	79
	22	129	43	14	17	0	55
	23	153	65	11	17	0	60
	24	318	132	20	38	0	128
	25	107	37	9	11	0	50
	26	222	95	13	39	0	75

SURROGATE COURT JUDGE  
DETAIL

LEGISLATIVE DISTRICT OR TOWN	ELECTION DISTRICT	TOTAL VOTERS	EDMUND A. CALVARUSO	EDMUND A. CALVARUSO	EDMUND A. CALVARUSO	SCATTER	BLANK AND VOID
			REP	IND	CON		
Chili							
	27	189	61	5	34	0	89
	28	128	38	5	16	0	69
	29	140	64	8	14	0	54
	30	92	32	11	14	0	35
	31	7	4	0	1	0	2
	32	147	65	5	24	0	53
	33	192	80	11	20	0	81
		6,080	2,495	376	806	1	2,402
Clarkson							
	1	259	106	19	33	0	101
	2	207	84	6	35	0	82
	3	271	110	13	30	1	117
	4	333	141	18	41	0	133
	5	223	84	18	42	0	79
	6	183	73	11	26	0	73
		1,476	598	85	207	1	585
East Rochester							
	1	232	77	16	17	0	122
	2	203	90	12	12	0	89
	3	230	107	12	22	0	89
	4	181	74	12	14	0	81
	5	147	63	10	15	0	59
	6	192	79	15	16	0	82
	7	198	75	21	20	0	82
		1,383	565	98	116	0	604
East Rochester Gates							
	1	141	60	6	15	0	60
	2	194	93	9	12	0	80
	3	125	45	5	14	0	61
	4	207	85	6	25	0	91
	5	284	132	13	26	0	113
	6	197	99	12	12	0	74
	7	334	165	17	33	0	119
	8	156	88	5	10	0	53
	9	223	88	16	8	0	111
	10	135	49	8	16	0	62
	11	166	74	14	13	0	65
	12	119	49	3	13	0	54
	13	152	70	10	16	0	56
	14	155	72	5	9	0	69
	15	284	125	12	25	0	122
	16	139	60	7	16	0	56
	17	150	58	6	12	1	73
	18	206	100	8	27	0	71
	19	192	86	12	22	0	72

SURROGATE COURT JUDGE  
DETAIL

LEGISLATIVE DISTRICT OR TOWN	ELECTION DISTRICT	TOTAL VOTERS	EDMUND A. CALVARUSO	EDMUND A. CALVARUSO	EDMUND A. CALVARUSO	SCATTER	BLANK AND VOID
			REP	IND	CON		
Gates							
	20	201	87	13	14	0	87
	21	202	94	8	15	0	85
	22	177	71	7	33	0	66
	23	184	81	8	21	1	73
	24	150	66	10	17	0	57
	25	157	81	4	11	0	61
	26	195	85	14	22	0	74
	27	202	74	7	19	0	102
	28	147	59	8	7	0	73
	29	140	52	6	15	0	67
	30	102	43	12	7	0	40
	31	168	84	4	16	0	64
	32	223	102	10	17	0	94
	33	71	29	8	4	0	30
	34	144	66	10	15	0	53
	35	135	57	10	16	0	52
Gates		6,157	2,729	313	573	2	2,540
Greece							
	1	203	75	15	23	0	90
	2	221	82	18	29	0	92
	3	197	77	11	29	0	80
	4	178	71	12	24	0	71
	5	145	47	13	15	0	70
	6	145	50	5	18	0	72
	7	172	71	15	12	0	74
	8	166	68	7	17	0	74
	9	146	57	7	22	0	60
	10	160	63	10	17	0	70
	11	66	21	4	5	0	36
	12	103	37	5	9	0	52
	13	173	67	10	22	0	74
	14	136	49	5	14	0	68
	15	172	72	14	18	0	68
	16	158	70	10	15	0	63
	17	233	107	14	30	0	82
	18	225	92	15	23	0	95
	19	163	70	8	11	0	74
	20	152	64	10	24	0	54
	21	150	49	11	21	0	69
	22	130	49	8	10	0	63
	23	348	124	14	34	0	176
	24	283	107	27	33	0	116
	25	194	78	5	20	0	91
	26	175	75	5	22	0	73
	27	205	77	10	31	0	87

SURROGATE COURT JUDGE  
DETAIL

LEGISLATIVE DISTRICT OR TOWN	ELECTION DISTRICT	TOTAL VOTERS	EDMUND A. CALVARUSO	EDMUND A. CALVARUSO	EDMUND A. CALVARUSO	SCATTER	BLANK AND VOID
			REP	IND	CON		
Greece							
	28	231	92	16	27	0	96
	29	214	91	16	21	0	86
	30	128	41	3	15	0	69
	31	181	71	11	21	0	78
	32	157	52	13	21	0	71
	33	199	87	15	28	0	69
	34	234	90	15	29	0	100
	35	240	77	17	30	0	116
	36	234	100	13	24	0	97
	37	157	62	15	26	0	54
	38	282	128	21	27	0	106
	39	142	57	6	20	0	59
	40	150	55	12	18	0	65
	41	218	82	16	28	1	91
	42	161	54	9	21	0	77
	43	159	67	13	27	0	52
	44	308	146	18	42	0	102
	45	269	131	14	30	0	94
	46	116	52	6	19	0	39
	47	205	80	9	23	1	92
	48	143	70	7	14	0	52
	49	159	60	8	18	0	73
	50	197	82	16	17	0	82
	51	134	54	4	15	0	61
	52	234	94	15	31	0	94
	53	135	48	8	18	0	61
	54	242	88	19	30	0	105
	55	180	70	11	30	0	69
	56	272	136	10	31	0	95
	57	187	80	13	20	0	74
	58	270	111	23	30	0	106
	59	91	36	6	14	0	35
	60	160	57	7	17	0	79
	61	205	67	10	22	0	106
	62	206	76	8	17	0	105
	63	226	66	15	25	0	120
	64	148	64	9	10	0	65
	65	194	94	17	9	0	74
	66	108	42	10	13	0	43
	67	173	73	16	21	0	63
	68	273	117	20	47	0	89
	69	162	67	9	20	0	66
	70	415	182	29	48	0	156
	71	256	95	15	28	0	118
	72	247	93	13	28	0	113

SURROGATE COURT JUDGE  
DETAIL

LEGISLATIVE DISTRICT OR TOWN	ELECTION DISTRICT	TOTAL VOTERS	EDMUND A. CALVARUSO	EDMUND A. CALVARUSO	EDMUND A. CALVARUSO	SCATTER	BLANK AND VOID
			REP	IND	CON		
Greece							
	73	115	48	3	15	1	48
	74	152	63	14	7	0	68
	75	149	61	6	14	0	68
	76	178	75	12	20	0	71
	77	225	81	11	23	0	110
	78	149	58	5	17	0	69
	79	303	127	15	36	0	125
	80	273	125	21	36	0	91
	81	140	64	13	6	0	57
	82	112	37	10	16	0	49
	83	126	51	7	8	2	58
	84	240	99	21	31	0	89
	85	239	99	12	28	0	100
	86	290	123	15	40	0	112
	87	213	85	17	23	0	88
	88	206	89	9	26	0	82
	89	203	68	10	27	0	98
	90	249	97	17	27	0	108
	91	396	160	17	48	0	171
	92	266	99	19	26	0	122
	93	278	113	17	26	0	122
	94	185	78	13	21	0	73
	95	111	42	4	10	0	55
	96	234	93	18	17	0	106
	97	442	225	27	41	0	149
	98	268	102	18	33	0	115
	99	256	114	23	43	0	76
	100	287	121	26	38	0	102
	101	151	71	8	29	0	43
	102	294	132	20	26	0	116
	103	258	86	24	46	1	101
	104	270	114	15	31	0	110
	105	162	68	6	23	0	65
	106	160	61	9	21	0	69
	107	135	70	5	13	0	47
	108	129	54	10	19	0	46
	109	243	84	23	30	0	106
Greece		21,888	8,843	1,384	2,559	6	9,096
Hamlin							
	1	154	61	16	23	0	54
	2	257	122	15	29	0	91
	3/11	174	70	11	29	0	64
	4	166	79	8	23	0	56
	5	164	72	12	26	0	54
	6	126	54	8	16	0	48

SURROGATE COURT JUDGE  
DETAIL

LEGISLATIVE DISTRICT OR TOWN	ELECTION DISTRICT	TOTAL VOTERS	EDMUND A. CALVARUSO	EDMUND A. CALVARUSO	EDMUND A. CALVARUSO	SCATTER	BLANK AND VOID
			REP	IND	CON		
Hamlin							
	7	271	123	16	46	1	85
	8	155	62	7	18	0	68
	9	143	77	6	16	0	44
	10	243	121	15	28	0	79
Hamlin		1,853	841	114	254	1	643
Henrietta							
	1	258	108	18	34	0	98
	2	166	72	10	24	0	60
	3	66	33	5	5	0	23
	4	154	49	12	13	0	80
	5	173	65	11	23	1	73
	6	184	81	11	21	0	71
	7	197	60	20	32	0	85
	8	210	89	16	19	0	86
	9	140	45	7	17	0	71
	10	181	72	12	18	0	79
	11	132	46	10	14	0	62
	12	188	88	18	19	0	63
	13	169	61	14	28	0	66
	14	129	59	8	18	0	44
	15	188	76	9	16	0	87
	16	117	57	10	17	0	33
	17	243	87	23	27	0	106
	18	195	59	10	16	0	110
	19	153	65	11	26	0	51
	20	199	90	12	15	0	82
	21	162	59	16	15	0	72
	22	286	124	18	35	0	109
	23	129	41	13	15	1	59
	24	171	65	10	14	0	82
	25	216	84	14	36	0	82
	26	343	128	31	55	0	129
	27	312	128	24	37	0	123
	28	272	112	20	38	0	102
	29	253	84	19	35	0	115
	30	315	118	26	42	2	127
	31	112	29	11	15	0	57
	32	273	119	25	30	0	99
	33	125	52	12	8	1	52
	34	85	33	7	11	0	34
	35	189	82	13	23	0	71
Henrietta		6,685	2,620	506	811	5	2,743
Irondequoit							
	1	186	58	9	22	0	97
	2	154	58	10	15	0	71

SURROGATE COURT JUDGE  
DETAIL

LEGISLATIVE DISTRICT OR TOWN	ELECTION DISTRICT	TOTAL VOTERS	EDMUND A. CALVARUSO	EDMUND A. CALVARUSO	EDMUND A. CALVARUSO	SCATTER	BLANK AND VOID
			REP	IND	CON		
Irondequoit							
	3	214	69	16	20	0	109
	4	175	68	14	20	0	73
	5	131	48	11	13	0	59
	6	337	118	36	30	1	152
	7	319	124	28	36	0	131
	8	229	96	19	30	0	84
	9	213	81	17	13	0	102
	10	254	104	19	22	0	109
	11	102	41	8	9	0	44
	12	130	42	13	16	0	59
	13	259	90	21	30	0	118
	14	272	89	18	32	0	133
	15	297	132	21	31	0	113
	16	253	92	22	16	0	123
	17	136	53	14	13	0	56
	18	218	80	20	20	0	98
	19	185	70	19	13	0	83
	20	205	92	18	16	0	79
	21	196	65	19	15	0	97
	22	242	98	13	33	0	98
	23	166	61	11	6	0	88
	24	180	59	11	24	0	86
	25	181	56	7	24	0	94
	26	111	42	8	3	0	58
	27	144	59	18	16	0	51
	28	148	61	9	12	1	65
	29	129	42	8	16	0	63
	30	167	74	12	10	0	71
	31	199	85	14	16	0	84
	32	192	77	16	14	0	85
	33	151	61	8	13	0	69
	34	299	135	25	21	0	118
	35	95	31	9	6	0	49
	36	76	27	3	5	0	41
	37	169	75	6	15	0	73
	38	111	40	7	10	0	54
	39	80	35	4	1	0	40
	40	148	52	14	13	0	69
	41	179	69	13	13	0	84
	42	234	93	13	25	0	103
	43	113	44	6	15	0	48
	44	412	163	23	23	0	203
	45	165	69	8	14	0	74
	46	188	71	12	22	0	83
	47	76	37	3	2	0	34



SURROGATE COURT JUDGE  
DETAIL

LEGISLATIVE DISTRICT OR TOWN	ELECTION DISTRICT	TOTAL VOTERS	EDMUND A. CALVARUSO	EDMUND A. CALVARUSO	EDMUND A. CALVARUSO	SCATTER	BLANK AND VOID
			REP	IND	CON		
Irondequoit							
	48	210	86	13	23	0	88
	49	184	66	15	32	1	70
	50	95	31	9	6	0	49
	51	266	107	14	20	0	125
	52	198	69	19	14	0	96
	53	167	56	8	11	0	92
	54	41	13	2	4	0	22
	55	170	61	25	18	0	66
	56	180	64	11	20	0	85
	57	273	114	18	28	0	113
	58	195	75	10	28	0	82
	59	161	54	7	17	0	83
	60	194	62	16	22	0	94
	61	242	101	17	20	1	103
	62	245	91	21	20	1	112
	63	146	55	5	11	0	75
	64	127	47	13	17	0	50
	65	119	41	6	4	0	68
	66	50	14	2	1	0	33
	67	174	54	9	13	0	98
	68	175	75	9	14	0	77
	69	58	14	1	6	0	37
	70	68	24	7	5	0	32
	71/72	48	11	2	2	0	33
Irondequoit		12,606	4,771	912	1,160	5	5,758
Mendon							
	1	348	136	27	39	0	146
	2	280	88	18	31	0	143
	3	351	153	24	52	0	122
	4	262	105	12	21	0	124
	5	283	105	15	45	0	118
	6	274	113	15	34	0	112
	7	300	147	20	39	0	94
	8	124	46	7	14	0	57
	9	254	115	14	27	0	98
Mendon		2,476	1,008	152	302	0	1,014
Ogden							
	1	150	53	15	16	0	66
	2	163	72	10	30	0	51
	3	190	88	16	33	0	53
	4	127	54	10	36	0	27
	5	139	61	7	25	0	46
	6	142	63	8	26	0	45
	7	84	39	5	11	0	29
	8	122	61	8	21	0	32

SURROGATE COURT JUDGE  
DETAIL

LEGISLATIVE DISTRICT OR TOWN	ELECTION DISTRICT	TOTAL VOTERS	EDMUND A. CALVARUSO	EDMUND A. CALVARUSO	EDMUND A. CALVARUSO	SCATTER	BLANK AND VOID
			REP	IND	CON		
Ogden	9	119	58	7	11	0	43
	10	118	44	8	30	0	36
	11	134	54	8	27	0	45
	12	155	76	11	20	0	48
	13	144	61	9	21	0	53
	14	81	42	5	13	0	21
	15	183	74	13	36	0	60
	16	100	53	6	19	0	22
	17	100	45	4	20	0	31
	18	146	63	12	33	0	38
	19	177	66	12	37	0	62
	20	179	87	8	34	0	50
Ogden		2,753	1,214	182	499	0	858
Parma	1	228	98	19	35	0	76
	2	284	121	19	36	0	108
	3	214	83	19	31	0	81
	4	265	99	31	47	0	88
	5	225	89	20	24	0	92
	6	139	58	11	14	0	56
	7	265	115	20	34	0	96
	8	401	167	33	61	0	140
	9	259	91	13	51	0	104
	10	275	109	27	52	0	87
	11	231	93	16	43	0	79
	12	218	108	18	18	0	74
	13	419	177	31	50	0	161
	14	167	77	5	23	0	62
	15	282	105	29	39	0	109
Parma		3,872	1,590	311	558	0	1,413
Penfield	1	82	29	5	11	0	37
	2	235	88	18	28	0	101
	3	183	65	12	24	0	82
	4	216	86	11	47	0	72
	5	249	87	17	27	0	118
	6	170	77	13	30	0	50
	7	282	92	27	39	0	124
	8	180	64	16	19	0	81
	9	322	112	22	36	0	152
	10	182	74	18	19	0	71
	11	145	65	6	20	0	54
	12	258	106	16	34	0	102
	13	241	88	14	29	0	110
	14	269	104	19	42	0	104

SURROGATE COURT JUDGE  
DETAIL

LEGISLATIVE DISTRICT OR TOWN	ELECTION DISTRICT	TOTAL VOTERS	EDMUND A. CALVARUSO	EDMUND A. CALVARUSO	EDMUND A. CALVARUSO	SCATTER	BLANK AND VOID	
			REP	IND	CON			
Penfield	15	288	130	22	29	0	107	
	16	130	44	18	11	0	57	
	17	242	108	22	23	0	89	
	18	187	77	17	20	0	73	
	19	309	137	27	30	0	115	
	20	237	113	18	35	1	70	
	21	234	89	19	22	0	104	
	22	186	56	15	23	0	92	
	23	319	122	30	38	0	129	
	24	321	128	31	50	0	112	
	25	165	80	11	24	0	50	
	26	140	68	10	12	0	50	
	27	293	120	29	33	0	111	
	28	166	66	17	23	0	60	
	29	223	85	19	26	0	93	
	30	311	132	21	45	0	113	
	31	130	60	9	14	0	47	
	32	132	63	10	9	0	50	
	33	224	91	13	30	0	90	
	34	183	86	13	23	0	61	
	35	209	93	22	23	1	70	
	36	176	83	8	14	0	71	
	37	342	165	26	37	0	114	
	38	133	70	7	15	0	41	
	39	158	69	9	18	0	62	
	40	183	79	23	13	0	68	
	41	153	76	13	26	0	38	
	42	138	63	5	18	0	52	
	Penfield		8,926	3,690	698	1,089	2	3,447
	Perinton	1	263	107	13	40	0	103
		2	224	116	15	29	0	64
		3	232	112	18	19	0	83
		4	163	49	15	17	0	82
		5	94	39	5	10	0	40
		6	175	50	9	11	0	105
		7	200	93	13	15	0	79
		8	205	88	13	35	1	68
		9	226	108	19	31	0	68
		10	183	88	10	21	0	64
		11	95	40	5	16	0	34
		12	166	74	19	23	0	50
		13	182	98	13	19	0	52
14		200	91	6	30	0	73	
15		143	59	11	17	0	56	

SURROGATE COURT JUDGE  
DETAIL

LEGISLATIVE DISTRICT OR TOWN	ELECTION DISTRICT	TOTAL VOTERS	EDMUND A. CALVARUSO	EDMUND A. CALVARUSO	EDMUND A. CALVARUSO	SCATTER	BLANK AND VOID
			REP	IND	CON		
Perinton	16	133	63	8	13	0	49
	17	202	73	14	20	0	95
	18	197	81	12	24	0	80
	19	174	80	11	20	0	63
	20	207	94	15	24	0	74
	21	208	75	11	30	0	92
	22	134	55	11	20	0	48
	23	208	105	17	26	0	60
	24	324	180	19	29	0	96
	25	141	64	13	9	0	55
	26	250	107	23	43	0	77
	27	173	87	3	19	0	64
	28	171	72	5	34	0	60
	29	111	52	10	13	0	36
	30	149	62	14	20	0	53
	31	223	101	9	35	0	78
	32	159	64	11	23	0	61
	33	214	92	18	28	0	76
	34	209	101	11	26	0	71
	35	151	65	8	24	1	53
	36	90	40	9	10	0	31
	37	167	60	13	23	1	70
	38	214	91	17	22	0	84
	39	203	86	12	31	0	74
	40	151	54	12	17	0	68
	41	116	47	12	17	0	40
	42	137	55	12	18	0	52
	43	287	141	21	31	0	94
	44	181	88	14	11	0	68
	45	360	175	14	48	0	123
	46	91	36	7	12	0	36
	47	146	56	13	30	0	47
	48	119	56	12	18	0	33
	49	160	71	10	25	0	54
	50	68	19	2	5	0	42
	51	202	116	15	29	0	42
	52	151	78	10	16	0	47
	53	165	75	8	22	0	60
	54	251	128	14	35	0	74
	55	224	106	7	21	0	90
	56	184	81	7	32	0	64
Perinton		10,156	4,544	668	1,286	3	3,655
Pittsford	1	179	77	8	18	0	76
	2	188	82	16	13	0	77

SURROGATE COURT JUDGE  
DETAIL

LEGISLATIVE DISTRICT OR TOWN	ELECTION DISTRICT	TOTAL VOTERS	EDMUND A. CALVARUSO	EDMUND A. CALVARUSO	EDMUND A. CALVARUSO	SCATTER	BLANK AND VOID
			REP	IND	CON		
Pittsford							
	3	326	166	11	20	0	129
	4	172	76	9	20	0	67
	5	167	75	10	14	0	68
	6	186	56	6	10	0	114
	7	81	40	7	10	0	24
	8	227	121	9	26	0	71
	9	259	116	21	18	0	104
	10	135	72	7	13	0	43
	11	175	83	7	20	0	65
	12	135	58	15	13	0	49
	13	149	61	14	19	0	55
	14	235	118	15	36	0	66
	15	83	40	10	7	1	25
	16	138	64	9	18	0	47
	17	213	83	20	17	0	93
	18	165	84	8	11	0	62
	19	137	55	6	23	0	53
	20	196	91	16	16	0	73
	21	206	67	11	25	0	103
	22	268	118	17	22	0	111
	23	188	85	11	33	0	59
	24	251	139	8	24	0	80
	25	216	103	9	25	0	79
	26	200	86	11	27	0	76
	27	143	60	10	20	0	53
	28	149	74	13	10	0	52
	29	181	87	12	22	1	59
	30	152	70	13	8	0	61
	31	197	105	12	20	0	60
	32	229	105	17	10	0	97
	33	216	100	11	24	0	81
	34	127	61	2	21	0	43
Pittsford		6,269	2,878	381	633	2	2,375
Riga							
	1	349	151	26	35	0	137
	2	309	126	8	45	0	130
	3	209	87	12	25	0	85
	4	279	128	20	31	0	100
	5	249	119	4	39	0	87
	6	242	80	12	47	0	103
Riga		1,637	691	82	222	0	642
Rush							
	1	276	113	13	33	0	117
	2	201	91	16	21	0	73
	3	291	103	25	27	0	136

SURROGATE COURT JUDGE  
DETAIL

LEGISLATIVE DISTRICT OR TOWN	ELECTION DISTRICT	TOTAL VOTERS	EDMUND A. CALVARUSO	EDMUND A. CALVARUSO	EDMUND A. CALVARUSO	SCATTER	BLANK AND VOID
			REP	IND	CON		
Rush	4	259	102	22	25	0	110
Rush		1,027	409	76	106	0	436
Sweden	1	210	73	13	24	0	100
	2	118	36	7	10	0	65
	3	247	99	11	26	0	111
	4	238	91	15	37	0	95
	5	77	29	4	10	0	34
	6	226	78	20	33	0	95
	7	259	103	8	25	0	123
	8	166	72	14	24	0	56
	9	135	52	4	22	0	57
	10	276	111	16	39	0	110
	11	68	19	6	13	0	30
	12	180	74	10	30	0	66
Sweden		2,200	837	128	293	0	942
Webster	1	231	102	13	24	0	92
	2	197	81	17	25	0	74
	3	221	92	15	30	0	84
	4	94	39	5	14	0	36
	5	204	79	12	29	0	84
	6	190	88	14	22	0	66
	7	229	105	17	23	0	84
	8	201	87	18	24	0	72
	9	281	124	19	43	0	95
	10	255	125	18	41	0	71
	11	156	64	19	18	0	55
	12	278	128	22	36	0	92
	13	200	100	19	20	1	60
	14	204	85	20	20	0	79
	15	158	59	8	24	0	67
	16	156	71	9	29	0	47
	17	165	77	13	29	0	46
	18	151	67	11	17	0	56
	19	288	130	17	47	0	94
	20	250	114	15	45	0	76
	21	220	109	23	20	1	67
	22	219	91	12	31	0	85
	23	174	69	12	21	0	72
	24	414	169	31	58	0	156
	25	117	44	10	12	0	51
	26	152	59	12	27	1	53
	27	152	73	12	23	0	44
	28	163	67	9	27	0	60

SURROGATE COURT JUDGE  
DETAIL

LEGISLATIVE DISTRICT OR TOWN	ELECTION DISTRICT	TOTAL VOTERS	EDMUND	EDMUND	EDMUND	SCATTER	BLANK AND VOID
			A. CALVARUSO REP	A. CALVARUSO IND	A. CALVARUSO CON		
Webster							
	29	156	65	12	13	0	66
	30	96	40	3	8	0	45
	31	246	110	11	36	0	89
	32	202	87	8	39	0	68
	33	222	87	22	31	0	82
	34	114	62	9	9	0	34
	35	149	61	14	30	0	44
	36	173	94	14	23	0	42
	37	304	130	19	35	0	120
	38	224	93	18	23	0	90
	39	228	117	16	13	0	82
	40	316	146	27	25	0	118
	41	232	109	14	34	0	75
	42	175	74	19	30	0	52
	43	144	56	10	20	0	58
Webster		8,701	3,829	638	1,148	3	3,083
Wheatland							
	1	206	84	27	36	0	59
	2	275	111	29	40	0	95
	3	209	81	29	37	0	62
	4	163	85	13	35	0	30
	5	239	115	16	38	0	70
Wheatland		1,092	476	114	186	0	316
TOWNS		114,160	46,944	7,764	13,295	36	46,121
GRAND TOTAL:		133,427	51,048	9,014	14,503	46	58,816

SHERIFF  
SUMMARY

LEGISLATIVE DISTRICT OR TOWN	TOTAL VOTERS	DANIEL R. GREENE DEM	PATRICK M. O'FLYNN REP	PATRICK M. O'FLYNN IND	PATRICK M. O'FLYNN CON	DANIEL R. GREENE WOR	SCATTER	BLANK AND VOID
Leg. Dist. 06	827	219	386	56	111	22	1	32
Leg. Dist. 07	571	178	248	42	45	10	0	48
Leg. Dist. 21	2,563	1,065	834	128	176	99	10	251
Leg. Dist. 22	1,021	584	120	29	36	18	3	231
Leg. Dist. 23	3,345	1,455	1,178	197	204	136	0	175
Leg. Dist. 24	2,016	861	663	112	94	122	2	162
Leg. Dist. 25	1,840	958	336	74	63	76	12	321
Leg. Dist. 26	1,277	405	540	87	125	42	0	78
Leg. Dist. 27	2,605	1,394	561	87	97	87	24	355
Leg. Dist. 28	1,380	559	459	71	115	37	2	137
Leg. Dist. 29	1,822	807	499	85	88	41	6	296
CITY	19,267	8,485	5,824	968	1,154	690	60	2,086
Brighton	6,923	2,582	3,023	383	469	174	2	290
Chili	6,080	1,396	3,171	334	790	118	1	270
Clarkson	1,476	331	741	80	204	31	0	89
East Rochester	1,383	351	703	91	111	22	0	105
Gates	6,157	1,614	3,200	277	556	95	2	413
Greece	21,888	5,536	11,031	1,266	2,475	416	1	1,163
Hamlin	1,853	349	1,044	90	246	39	0	85
Henrietta	6,685	1,682	3,346	425	806	116	2	308
Irondequoit	12,606	3,028	6,442	838	1,186	211	4	897
Mendon	2,476	548	1,291	166	314	30	1	126
Ogden	2,753	565	1,424	144	489	57	0	74
Parma	3,872	642	1,977	329	577	88	0	259
Penfield	8,926	1,970	4,786	665	1,062	140	0	303
Perinton	10,156	2,334	5,518	586	1,241	112	4	361
Pittsford	6,269	1,567	3,438	337	628	88	0	211
Riga	1,637	301	858	96	222	39	0	121
Rush	1,027	253	521	72	104	21	0	56
Sweden	2,200	572	1,029	134	288	36	0	141
Webster	8,701	1,741	4,789	543	1,128	132	1	367
Wheatland	1,092	214	525	88	174	29	1	61
TOWNS	114,160	27,576	58,857	6,944	13,070	1,994	19	5,700
GRAND TOTAL:	133,427	36,061	64,681	7,912	14,224	2,684	79	7,786





SHERIFF  
DETAIL

LEGISLATIVE DISTRICT OR TOWN	ELECTION DISTRICT	TOTAL VOTERS	SHERIFF DETAIL					SCATTER	BLANK AND VOID
			DANIEL R. GREENE DEM	PATRICK M. O'FLYNN REP	PATRICK M. O'FLYNN IND	PATRICK M. O'FLYNN CON	DANIEL R. GREENE WOR		
Leg. Dist. 22	1	78	38	15	3	6	4	1	11
	2	20	12	2	1	0	0	0	5
	3	63	21	7	2	3	2	0	28
	4	17	10	0	2	0	0	0	5
	5	47	28	6	3	2	1	0	7
	6	55	36	4	0	0	1	0	14
	7	28	18	1	0	0	0	0	9
	8	58	31	9	3	2	2	0	11
	9	33	22	1	2	1	0	0	7
	10	44	31	4	0	2	1	0	6
	11	59	34	6	3	2	1	0	13
	12	43	28	1	0	1	2	2	9
	13	20	12	2	0	0	0	0	6
	14	70	41	8	2	3	0	0	16
	15	66	40	7	1	1	1	0	16
	16	13	9	1	1	0	0	0	2
	17	26	17	4	0	3	0	0	2
	18	33	17	0	1	0	0	0	15
	19	29	19	4	2	1	0	0	3
	20	63	39	11	0	0	1	0	12
	21	34	19	4	1	2	0	0	8
	22	57	33	9	1	2	1	0	11
	23	34	19	5	1	2	0	0	7
	24	31	10	9	0	3	1	0	8
Leg. Dist. 22		1,021	584	120	29	36	18	3	231
Leg. Dist. 23	1	73	33	23	2	2	11	0	2
	2	116	65	25	4	7	11	0	4
	3	66	26	27	3	2	5	0	3
	4	158	72	48	10	10	4	0	14
	5	72	28	27	4	4	4	0	5
	6	58	27	22	5	3	0	0	1
	7	95	36	34	10	6	6	0	3
	8	91	39	31	8	3	7	0	3
	9	91	41	33	6	2	4	0	5
	10	101	45	34	2	6	7	0	7
	11	135	71	32	7	7	8	0	10
	12	190	94	65	6	7	9	0	9
	13	87	33	35	7	8	1	0	3
	14	82	36	26	7	5	6	0	2
	15	59	33	16	0	7	0	0	3
	16	71	37	24	3	2	4	0	1
	17	174	62	75	8	14	3	0	12
	18	186	70	73	16	19	2	0	6

SHERIFF  
DETAIL

LEGISLATIVE DISTRICT OR TOWN	ELECTION DISTRICT	TOTAL VOTERS	DANIEL R. GREENE DEM	PATRICK M. O'FLYNN REP	PATRICK M. O'FLYNN IND	PATRICK M. O'FLYNN CON	DANIEL R. GREENE WOR	SCATTER	BLANK AND VOID
Leg. Dist. 23	19	147	44	65	13	19	2	0	4
	20	155	74	49	10	6	8	0	8
	21	166	73	55	12	12	7	0	7
	22	116	53	46	3	5	4	0	5
	23	57	28	17	1	4	3	0	4
	24	159	82	46	11	4	1	0	15
	25	253	103	94	16	16	6	0	18
	26	267	113	114	14	9	5	0	12
	27	120	37	42	9	15	8	0	9
Leg. Dist. 23		3,345	1,455	1,178	197	204	136	0	175
Leg. Dist. 24	1	187	91	49	10	6	15	0	16
	2	147	74	42	7	4	10	1	9
	3	180	84	55	12	8	13	0	8
	4	116	40	44	10	4	7	0	11
	5	136	58	48	8	5	3	0	14
	6	93	36	40	5	6	4	0	2
	7	90	30	38	7	6	3	0	6
	8	122	60	35	5	12	7	0	3
	9	87	23	46	1	5	7	0	5
	10	141	71	39	9	2	12	0	8
	11	42	17	17	2	3	0	1	2
	12	47	21	15	6	0	0	0	5
	13	127	53	34	5	9	13	0	13
	14	144	69	36	4	8	13	0	14
	15	187	69	62	10	11	4	0	31
	16	96	34	31	9	5	10	0	7
	17	74	31	32	2	0	1	0	8
Leg. Dist. 24		2,016	861	663	112	94	122	2	162
Leg. Dist. 25	1	124	57	37	4	7	8	0	11
	2	84	49	9	1	3	1	0	21
	3	172	91	19	3	6	3	2	48
	4/12	136	57	46	8	4	14	0	7
	5	50	30	4	3	0	0	0	13
	6	118	58	18	9	6	10	1	16
	7	68	44	5	1	1	2	0	15
	8	104	58	10	6	3	1	1	25
	9	60	40	4	1	0	2	0	13
	10	100	64	11	6	3	2	1	13
	11	58	36	7	0	2	0	0	13
	13	82	54	6	1	1	3	0	17
	14/24	141	68	43	7	2	7	0	14
	15	59	32	5	2	3	0	4	13

SHERIFF  
DETAIL

LEGISLATIVE DISTRICT OR TOWN	ELECTION DISTRICT	TOTAL VOTERS	DANIEL R. GREENE	PATRICK M. O'FLYNN	PATRICK M. O'FLYNN	PATRICK M. O'FLYNN	DANIEL R. GREENE	SCATTER	BLANK AND VOID
			DEM	REP	IND	CON	WOR		
Leg. Dist. 25									
	16	9	3	5	0	0	1	0	0
	17	43	24	1	2	1	2	0	13
	18	156	66	38	8	9	10	1	24
	19/21	54	25	20	3	1	2	0	3
	20/25	150	66	30	4	9	6	0	35
	22	67	34	16	5	2	2	2	6
	23	5	2	2	0	0	0	0	1
Leg. Dist. 25		1,840	958	336	74	63	76	12	321
Leg. Dist. 26									
	1/13	71	27	22	5	6	4	0	7
	2	43	16	10	4	5	5	0	3
	3	89	22	42	7	10	2	0	6
	4	133	35	65	6	17	4	0	6
	5	83	32	32	3	13	1	0	2
	7	76	26	31	6	7	3	0	3
	8	89	38	34	6	5	2	0	4
	9	104	29	38	11	15	5	0	6
	10	80	19	32	7	9	4	0	9
	11	101	26	52	7	9	2	0	5
	12	158	63	62	6	11	3	0	13
	14	66	25	26	6	7	0	0	2
	15	98	33	45	5	6	4	0	5
	16	84	14	49	7	4	3	0	7
	17	2	0	0	1	1	0	0	0
Leg. Dist. 26		1,277	405	540	87	125	42	0	78
Leg. Dist. 27									
	1	117	52	39	4	12	2	0	8
	2	120	59	26	6	7	6	2	14
	3/24	113	61	17	4	5	8	3	15
	4	151	75	32	9	8	13	0	14
	5	131	77	29	4	2	4	1	14
	6	113	57	23	5	6	3	1	18
	7	135	65	35	0	7	10	0	18
	8	95	52	20	2	1	1	2	17
	9	158	78	32	9	2	6	7	24
	10	138	71	40	2	11	4	0	10
	11	101	55	26	4	5	0	0	11
	12	94	48	18	3	3	4	0	18
	13	97	63	14	2	3	2	1	12
	14	99	64	18	4	1	2	0	10
	15	86	48	15	2	4	2	1	14
	16	130	81	23	2	0	3	1	20
	17	49	24	17	1	2	0	0	5
	18	91	52	15	5	1	4	1	13

SHERIFF  
DETAIL

LEGISLATIVE DISTRICT OR TOWN	ELECTION DISTRICT	TOTAL VOTERS	DANIEL R. GREENE	PATRICK M. O'FLYNN	PATRICK M. O'FLYNN	PATRICK M. O'FLYNN	DANIEL R. GREENE	SCATTER	BLANK AND VOID
			DEM	REP	IND	CON	WOR		
Leg. Dist. 27									
	19	105	52	26	2	4	1	4	16
	20	63	34	11	1	1	1	0	15
	21	60	33	14	0	2	1	0	10
	22	140	89	17	3	3	2	0	26
	23	57	36	6	2	1	1	0	11
	27	89	38	25	6	4	6	0	10
	28	73	30	23	5	2	1	0	12
Leg. Dist. 27		2,605	1,394	561	87	97	87	24	355
Leg. Dist. 28									
	1	65	28	16	4	8	1	0	8
	2	73	22	33	1	7	4	0	6
	3	39	18	10	2	2	1	1	5
	4	104	40	41	4	3	5	0	11
	5	59	27	21	3	3	1	0	4
	6	75	29	27	6	7	2	0	4
	7	105	41	39	4	7	2	0	12
	8	99	62	17	3	6	0	0	11
	9	43	12	11	4	6	2	0	8
	10	41	13	15	4	5	1	0	3
	11/25	90	36	33	6	3	2	0	10
	12	37	19	11	0	3	0	0	4
	13	60	32	10	4	9	1	0	4
	14	51	17	17	2	8	1	0	6
	15	28	12	6	4	2	1	0	3
	16	72	31	25	2	8	0	0	6
	17	29	8	10	2	3	0	0	6
	18/19	83	30	37	2	8	3	1	2
	21	92	35	29	4	7	6	0	11
	22	31	11	10	2	3	0	0	5
	23/24	104	36	41	8	7	4	0	8
Leg. Dist. 28		1,380	559	459	71	115	37	2	137
Leg. Dist. 29									
	1/2	32	17	6	3	0	1	0	5
	3	73	41	20	2	1	1	0	8
	4	86	41	21	7	7	3	1	6
	5/7	86	44	21	3	3	1	0	14
	6	70	29	24	1	8	2	0	6
	8	101	50	27	8	5	1	0	10
	9	77	30	34	3	2	0	0	8
	10	86	33	23	5	7	3	0	15
	11	71	25	30	2	4	0	0	10
	12/17	66	27	21	5	4	1	0	8
	13	79	37	16	2	3	2	1	18
	14	78	39	22	1	3	1	1	11

SHERIFF  
DETAIL

LEGISLATIVE DISTRICT OR TOWN	ELECTION DISTRICT	TOTAL VOTERS	DANIEL R. GREENE DEM	PATRICK M. O'FLYNN REP	PATRICK M. O'FLYNN IND	PATRICK M. O'FLYNN CON	DANIEL R. GREENE WOR	SCATTER	BLANK AND VOID
Leg. Dist. 29	15	69	35	19	1	1	1	0	12
	16	23	10	3	1	2	2	0	5
	18	106	37	41	8	5	3	0	12
	19	64	27	22	0	3	4	0	8
	20	78	43	15	2	4	5	0	9
	21	104	53	23	7	7	2	1	11
	22	79	28	9	6	4	1	0	31
	23	99	36	12	3	2	3	1	42
	24	85	35	28	4	4	0	0	14
	25	151	56	51	9	7	4	1	23
	26	46	25	9	1	2	0	0	9
	27	13	9	2	1	0	0	0	1
Leg. Dist. 29		<u>1,822</u>	<u>807</u>	<u>499</u>	<u>85</u>	<u>88</u>	<u>41</u>	<u>6</u>	<u>296</u>
CITY		19,267	8,485	5,824	968	1,154	690	60	2,086
Brighton	1	167	73	65	9	8	6	0	6
	2	131	39	55	10	15	3	0	9
	3	179	52	86	13	11	5	0	12
	4	170	61	77	13	6	1	0	12
	5	145	64	63	6	3	7	0	2
	6	227	73	113	10	15	7	0	9
	7	129	43	51	10	12	6	0	7
	8	157	49	79	7	14	2	0	6
	9	199	72	79	16	18	7	0	7
	10	161	59	72	8	15	6	0	1
	11	214	69	100	12	18	9	0	6
	12	192	82	80	8	13	0	0	9
	13	138	43	67	10	12	2	0	4
	14	65	24	26	5	4	2	0	4
	15	145	37	67	13	20	3	0	5
	16	125	23	82	5	12	1	0	2
	17	90	62	12	2	2	1	0	11
	18	181	79	65	12	11	7	0	7
	19	125	55	48	7	8	5	0	2
	20	85	35	28	5	9	1	0	7
	21	132	57	47	11	9	6	0	2
	22	153	58	67	9	14	1	0	4
	23	141	71	48	10	5	3	0	4
	24	247	74	122	7	15	5	0	24
	25	121	57	38	9	11	5	0	1
	26	126	38	58	6	14	1	2	7
	27	138	60	55	5	4	6	0	8
	28	185	78	83	9	7	3	0	5
	29	144	52	66	6	11	3	0	6

SHERIFF  
DETAIL

LEGISLATIVE DISTRICT OR TOWN	ELECTION DISTRICT	TOTAL VOTERS	DANIEL R. GREENE	PATRICK M. O'FLYNN	PATRICK M. O'FLYNN	PATRICK M. O'FLYNN	DANIEL R. GREENE	SCATTER	BLANK AND VOID
			DEM	REP	IND	CON	WOR		
Brighton									
	30	341	133	143	15	11	4	0	35
	31	147	38	90	7	4	5	0	3
	32	205	73	92	17	14	4	0	5
	33	195	75	97	2	13	4	0	4
	34	174	52	78	12	21	5	0	6
	35	122	49	45	7	14	4	0	3
	36	70	25	30	1	7	1	0	6
	37	128	63	42	5	5	7	0	6
	38	163	83	61	6	6	5	0	2
	39	130	39	63	12	12	2	0	2
	40	248	99	120	13	7	3	0	6
	41	149	62	67	10	4	2	0	4
	42	60	28	23	0	4	4	0	1
	43	158	45	77	9	17	4	0	6
	44	48	16	21	2	3	2	0	4
	45	83	24	39	3	8	3	0	6
	46	90	39	36	9	3	1	0	2
		6,923	2,582	3,023	383	469	174	2	290
Brighton Chili									
	1	180	46	96	8	20	3	0	7
	2	248	53	125	13	38	4	0	15
	3	182	45	91	12	21	5	0	8
	4	128	30	64	10	20	1	0	3
	5	188	43	107	7	19	2	0	10
	6	202	33	117	11	24	5	0	12
	7	98	23	56	3	10	4	0	2
	8	180	35	94	7	30	6	0	8
	9	201	42	110	17	17	6	0	9
	10	111	13	65	7	20	1	0	5
	11	176	32	100	11	24	4	0	5
	12	162	41	83	7	21	6	0	4
	13	259	51	151	15	34	3	0	5
	14	215	27	110	16	42	4	0	16
	15	184	41	104	11	18	1	0	9
	16	267	73	142	14	27	3	0	8
	17	482	109	244	22	73	8	0	26
	18	177	43	93	14	22	1	0	4
	19	208	52	121	10	11	2	0	12
	20	231	49	121	12	34	6	0	9
	21	177	43	87	9	21	1	0	16
	22	129	38	47	10	13	8	1	12
	23	153	31	82	10	18	2	0	10
	24	318	78	159	15	45	10	0	11
	25	107	38	47	7	11	1	0	3

SHERIFF  
DETAIL

LEGISLATIVE DISTRICT OR TOWN	ELECTION DISTRICT	TOTAL VOTERS	DANIEL R. GREENE	PATRICK M. O'FLYNN	PATRICK M. O'FLYNN	PATRICK M. O'FLYNN	DANIEL R. GREENE	SCATTER	BLANK AND VOID
			DEM	REP	IND	CON	WOR		
Chili									
	26	222	49	116	11	37	2	0	7
	27	189	58	81	10	31	4	0	5
	28	128	45	52	6	17	2	0	6
	29	140	31	76	8	14	1	0	10
	30	92	24	44	8	12	2	0	2
	31	7	2	3	0	2	0	0	0
	32	147	33	79	6	25	3	0	1
	33	192	45	104	7	19	7	0	10
		6,080	1,396	3,171	334	790	118	1	270
Chili Clarkson									
	1	259	67	132	12	30	7	0	11
	2	207	43	104	14	32	1	0	13
	3	271	64	138	10	35	6	0	18
	4	333	59	182	18	42	6	0	26
	5	223	49	102	12	40	8	0	12
	6	183	49	83	14	25	3	0	9
		1,476	331	741	80	204	31	0	89
Clarkson East Rochester									
	1	232	79	102	15	16	4	0	16
	2	203	40	111	12	12	2	0	26
	3	230	55	125	12	20	3	0	15
	4	181	37	96	20	15	3	0	10
	5	147	32	75	7	13	3	0	17
	6	192	51	103	7	13	1	0	17
	7	198	57	91	18	22	6	0	4
		1,383	351	703	91	111	22	0	105
East Rochester Gates									
	1	141	34	75	7	14	3	0	8
	2	194	48	112	7	12	1	0	14
	3	125	44	49	3	12	6	0	11
	4	207	50	111	7	24	2	0	13
	5	284	75	153	14	25	1	0	16
	6	197	42	115	13	11	4	0	12
	7	334	71	196	14	29	6	0	18
	8	156	31	105	5	7	2	0	6
	9	223	79	102	9	8	3	0	22
	10	135	44	53	7	13	0	1	17
	11	166	40	87	11	13	3	0	12
	12	119	37	58	5	13	1	0	5
	13	152	37	80	9	13	2	0	11
	14	155	41	81	9	7	1	0	16
	15	284	78	145	9	24	4	0	24
	16	139	41	66	9	15	0	0	8
	17	150	43	72	9	12	1	0	13



SHERIFF  
DETAIL

LEGISLATIVE DISTRICT OR TOWN	ELECTION DISTRICT	TOTAL VOTERS	SHERIFF DETAIL					SCATTER	BLANK AND VOID
			DANIEL R. GREENE DEM	PATRICK M. O'FLYNN REP	PATRICK M. O'FLYNN IND	PATRICK M. O'FLYNN CON	DANIEL R. GREENE WOR		
Gates	18	206	38	117	7	28	3	0	13
	19	192	45	102	8	22	4	0	11
	20	201	51	109	11	16	0	0	14
	21	202	57	99	5	15	8	1	17
	22	177	38	85	8	34	1	0	11
	23	184	48	97	7	21	0	0	11
	24	150	34	83	8	18	2	0	5
	25	157	43	80	9	13	2	0	10
	26	195	52	107	7	20	6	0	3
	27	202	68	88	6	20	4	0	16
	28	147	49	75	7	5	2	0	9
	29	140	43	66	7	17	3	0	4
	30	102	17	45	8	10	5	0	17
	31	168	43	93	6	13	2	0	11
	32	223	59	119	10	19	4	0	12
	33	71	21	37	3	6	1	0	3
	34	144	41	68	7	17	2	0	9
	35	135	32	70	6	10	6	0	11
Gates		6,157	1,614	3,200	277	556	95	2	413
Greece	1	203	61	92	12	23	4	0	11
	2	221	62	96	22	28	7	0	6
	3	197	55	94	8	27	6	0	7
	4	178	44	89	13	25	1	0	6
	5	145	42	62	12	17	7	0	5
	6	145	27	71	10	19	5	0	13
	7	172	55	81	11	13	4	0	8
	8	166	37	85	7	18	5	0	14
	9	146	35	71	10	18	3	0	9
	10	160	49	73	12	13	5	0	8
	11	66	20	32	4	5	3	0	2
	12	103	25	54	6	8	3	0	7
	13	173	48	80	11	22	5	0	7
	14	136	24	55	6	15	1	0	35
	15	172	2	92	11	18	2	0	47
	16	158	32	86	14	13	5	0	8
	17	233	44	122	12	30	3	0	22
	18	225	58	121	13	20	4	0	9
	19	163	45	82	7	16	6	0	7
	20	152	30	79	7	27	4	0	5
	21	150	36	72	10	19	4	0	9
	22	130	39	64	9	12	1	0	5
	23	348	107	164	19	29	8	0	21
	24	283	52	155	29	25	0	0	22

SHERIFF  
DETAIL

LEGISLATIVE DISTRICT OR TOWN	ELECTION DISTRICT	TOTAL VOTERS	SHERIFF DETAIL					SCATTER	BLANK AND VOID
			DANIEL R. GREENE DEM	PATRICK M. O'FLYNN REP	PATRICK M. O'FLYNN IND	PATRICK M. O'FLYNN CON	DANIEL R. GREENE WOR		
Greece	25	194	63	93	13	17	1	0	7
	26	175	44	98	4	20	4	0	5
	27	205	51	95	11	29	5	0	14
	28	231	42	129	10	29	7	0	14
	29	214	59	114	16	18	6	0	1
	30	128	33	55	6	18	5	0	11
	31	181	51	91	6	20	7	0	6
	32	157	37	76	10	21	8	0	5
	33	199	54	101	11	24	1	0	8
	34	234	55	124	13	28	4	0	10
	35	240	59	104	18	31	5	0	23
	36	234	53	128	10	24	4	0	15
	37	157	40	70	14	25	2	0	6
	38	282	90	137	12	27	8	0	8
	39	142	53	60	4	15	4	0	6
	40	150	37	73	11	20	1	0	8
	41	218	50	112	11	27	6	0	12
	42	161	45	76	8	20	5	0	7
	43	159	32	82	8	27	0	0	10
	44	308	75	171	11	36	3	0	12
	45	269	68	147	12	28	4	0	10
	46	116	30	52	6	18	4	0	6
	47	205	67	89	8	25	7	0	9
	48	143	29	85	11	15	0	0	3
	49	159	42	76	11	16	3	0	11
	50	197	53	103	12	16	4	0	9
	51	134	44	63	7	14	2	0	4
	52	234	48	124	20	32	4	0	6
	53	135	35	64	9	22	2	0	3
	54	242	60	121	8	30	8	0	15
	55	180	43	93	4	25	2	0	13
	56	272	59	161	11	28	4	0	9
	57	187	51	95	12	20	2	0	7
	58	270	77	127	18	27	7	0	14
	59	91	26	45	4	14	0	0	2
	60	160	49	71	8	16	5	0	11
	61	205	55	92	8	27	7	0	16
	62	206	47	108	15	16	4	0	16
	63	226	87	89	14	26	5	0	5
	64	148	43	75	8	11	2	0	9
	65	194	38	113	11	9	3	0	20
	66	108	39	47	6	13	0	0	3
	67	173	41	87	12	21	6	0	6
	68	273	63	136	18	42	3	0	11

SHERIFF  
DETAIL

LEGISLATIVE DISTRICT OR TOWN	ELECTION DISTRICT	TOTAL VOTERS	SHERIFF DETAIL					SCATTER	BLANK AND VOID
			DANIEL R. GREENE DEM	PATRICK M. O'FLYNN REP	PATRICK M. O'FLYNN IND	PATRICK M. O'FLYNN CON	DANIEL R. GREENE WOR		
Greece	69	162	48	83	6	15	2	0	8
	70	415	112	204	21	48	6	0	24
	71	256	80	120	16	28	1	0	11
	72	247	74	122	14	26	1	0	10
	73	115	32	63	1	13	2	0	4
	74	152	45	82	6	11	2	1	5
	75	149	48	73	3	14	3	0	8
	76	178	42	93	8	23	3	0	9
	77	225	68	98	17	23	7	0	12
	78	149	33	85	7	18	3	0	3
	79	303	58	175	14	34	5	0	17
	80	273	45	151	17	34	2	0	24
	81	140	34	77	9	9	4	0	7
	82	112	22	53	14	15	3	0	5
	83	126	39	67	6	10	2	0	2
	84	240	52	127	12	33	1	0	15
	85	239	57	125	16	28	4	0	9
	86	290	61	149	24	33	5	0	18
	87	213	62	108	11	20	2	0	10
	88	206	48	111	7	28	2	0	10
	89	203	58	99	4	24	2	0	16
	90	249	60	124	11	27	8	0	19
	91	396	102	205	19	46	4	0	20
	92	266	67	138	23	25	2	0	11
	93	278	86	126	21	28	3	0	14
	94	185	44	99	10	22	2	0	8
	95	111	29	63	6	5	4	0	4
	96	234	76	110	18	15	3	0	12
	97	442	99	242	34	42	3	0	22
	98	268	60	128	13	30	15	0	22
	99	256	51	141	14	39	2	0	9
	100	287	71	143	25	30	5	0	13
	101	151	36	77	7	24	3	0	4
	102	294	60	166	18	29	12	0	9
	103	258	42	121	22	52	5	0	16
	104	270	73	139	6	31	5	0	16
	105	162	32	93	7	21	2	0	7
	106	160	44	78	9	22	1	0	6
	107	135	33	76	8	10	2	0	6
	108	129	33	64	8	15	1	0	8
	109	243	74	109	19	28	2	0	11
Greece		21,888	5,536	11,031	1,266	2,475	416	1	1,163
Hamlin	1	154	29	79	9	23	6	0	8

SHERIFF  
DETAIL

LEGISLATIVE DISTRICT OR TOWN	ELECTION DISTRICT	TOTAL VOTERS	DANIEL R. GREENE	PATRICK M. O'FLYNN	PATRICK M. O'FLYNN	PATRICK M. O'FLYNN	DANIEL R. GREENE	SCATTER	BLANK AND VOID
			DEM	REP	IND	CON	WOR		
Hamlin	2	257	49	153	13	25	3	0	14
	3/11	174	31	93	12	29	2	0	7
	4	166	31	99	7	20	2	0	7
	5	164	35	83	8	29	4	0	5
	6	126	37	57	5	16	2	0	9
	7	271	49	157	10	41	5	0	9
	8	155	32	78	10	18	10	0	7
	9	143	19	87	6	17	2	0	12
	10	243	37	158	10	28	3	0	7
	Hamlin		1,853	349	1,044	90	246	39	0
Henrietta	1	258	57	131	16	38	5	0	11
	2	166	34	83	10	25	4	0	10
	3	66	11	43	7	3	1	0	1
	4	154	50	65	14	13	5	0	7
	5	173	44	97	7	22	1	0	2
	6	184	35	111	9	22	2	0	5
	7	197	52	75	17	37	1	0	15
	8	210	56	108	18	16	4	0	8
	9	140	44	66	8	13	1	0	8
	10	181	44	96	12	15	2	0	12
	11	132	45	61	7	12	0	0	7
	12	188	41	102	14	19	3	0	9
	13	169	44	76	12	29	3	0	5
	14	129	19	73	4	21	4	0	8
	15	188	51	89	13	19	6	0	10
	16	117	20	66	9	11	3	0	8
	17	243	65	122	11	26	6	0	13
	18	195	53	98	11	13	3	0	17
	19	153	25	85	9	26	2	0	6
	20	199	37	111	22	18	3	0	8
	21	162	45	76	14	20	3	0	4
	22	286	79	141	17	32	3	0	14
	23	129	39	53	12	18	4	0	3
	24	171	42	90	13	17	4	0	5
	25	216	42	123	7	31	5	0	8
	26	343	90	157	22	58	2	0	14
	27	312	65	171	19	36	3	0	18
	28	272	65	142	16	34	3	0	12
	29	253	82	104	10	35	8	0	14
	30	315	86	151	24	40	5	1	8
	31	112	33	45	11	13	2	1	7
	32	273	78	133	15	30	6	0	11
	33	125	42	66	4	9	2	0	2

SHERIFF  
DETAIL

LEGISLATIVE DISTRICT OR TOWN	ELECTION DISTRICT	TOTAL VOTERS	DANIEL R. GREENE	PATRICK M. O'FLYNN	PATRICK M. O'FLYNN	PATRICK M. O'FLYNN	DANIEL R. GREENE	SCATTER	BLANK AND VOID
			DEM	REP	IND	CON	WOR		
Henrietta	34	85	13	48	1	9	5	0	9
	35	189	54	88	10	26	2	0	9
Henrietta		6,685	1,682	3,346	425	806	116	2	308
Irondequoit	1	186	40	90	18	19	2	0	17
	2	154	45	77	3	14	6	0	9
	3	214	60	98	17	23	6	0	10
	4	175	42	82	13	22	0	0	16
	5	131	32	68	8	14	5	0	4
	6	337	95	152	28	32	8	0	22
	7	319	66	172	19	38	7	0	17
	8	229	46	120	18	28	0	0	17
	9	213	48	104	19	16	0	0	26
	10	254	49	146	18	24	2	0	15
	11	102	21	58	4	10	1	0	8
	12	130	29	61	16	14	6	0	4
	13	259	78	120	21	23	4	0	13
	14	272	75	130	13	34	6	0	14
	15	297	68	165	16	29	3	0	16
	16	253	61	141	15	15	5	0	16
	17	136	32	68	17	12	4	0	3
	18	218	49	120	10	23	3	0	13
	19	185	53	93	13	14	6	0	6
	20	205	46	111	19	17	2	0	10
	21	196	56	93	19	15	0	0	13
	22	242	59	131	9	26	3	0	14
	23	166	54	82	10	7	3	0	10
	24	180	50	82	9	24	4	0	11
	25	181	45	79	12	25	1	0	19
	26	111	27	61	5	4	3	0	11
	27	144	32	74	11	14	3	0	10
	28	148	31	80	8	13	1	0	15
	29	129	23	71	12	14	1	0	8
	30	167	35	97	13	8	6	0	8
	31	199	48	109	16	14	3	0	9
	32	192	42	100	13	15	10	0	12
	33	151	41	77	8	17	1	0	7
	34	299	63	174	17	22	3	0	20
	35	95	33	47	4	4	2	0	5
	36	76	22	39	2	4	1	1	7
	37	169	41	89	6	17	1	0	15
	38	111	34	45	10	10	1	0	11
	39	80	23	44	1	1	0	0	11
	40	148	32	75	12	12	2	0	15



SHERIFF  
DETAIL

LEGISLATIVE DISTRICT OR TOWN	ELECTION DISTRICT	TOTAL VOTERS	DANIEL R. GREENE	PATRICK M. O'FLYNN	PATRICK M. O'FLYNN	PATRICK M. O'FLYNN	DANIEL R. GREENE	SCATTER	BLANK AND VOID
			DEM	REP	IND	CON	WOR		
Ogden	1	150	37	75	13	15	3	0	7
	2	163	42	77	9	27	2	0	6
	3	190	32	102	15	35	3	0	3
	4	127	22	53	6	36	7	0	3
	5	139	36	65	5	25	2	0	6
	6	142	33	75	4	22	0	0	8
	7	84	20	45	4	12	3	0	0
	8	122	22	67	7	19	2	0	5
	9	119	19	75	2	14	6	0	3
	10	118	30	54	6	25	3	0	0
	11	134	26	67	6	30	2	0	3
	12	155	41	78	12	19	2	0	3
	13	144	31	76	10	23	3	0	1
	14	81	16	45	2	12	4	0	2
	15	183	46	84	10	32	5	0	6
	16	100	13	59	3	19	1	0	5
	17	100	20	53	4	19	3	0	1
	18	146	32	72	7	32	3	0	0
	19	177	25	97	8	41	1	0	5
	20	179	22	105	11	32	2	0	7
Ogden		2,753	565	1,424	144	489	57	0	74
Parma	1	228	36	134	12	35	6	0	5
	2	284	64	149	18	32	4	0	17
	3	214	30	117	20	30	4	0	13
	4	265	48	118	31	46	4	0	18
	5	225	35	100	28	27	8	0	27
	6	139	18	76	13	18	7	0	7
	7	265	37	140	18	34	7	0	29
	8	401	70	201	38	62	10	0	20
	9	259	38	129	19	47	4	0	22
	10	275	51	121	22	58	3	0	20
	11	231	38	111	15	48	4	0	15
	12	218	30	132	20	19	3	0	14
	13	419	71	219	37	52	11	0	29
	14	167	37	88	11	23	5	0	3
	15	282	39	142	27	46	8	0	20
Parma		3,872	642	1,977	329	577	88	0	259
Penfield	1	82	27	35	4	11	0	0	5
	2	235	52	124	16	28	8	0	7
	3	183	40	95	12	26	2	0	8

SHERIFF  
DETAIL

LEGISLATIVE DISTRICT OR TOWN	ELECTION DISTRICT	TOTAL VOTERS	DANIEL R. GREENE	PATRICK M. O'FLYNN	PATRICK M. O'FLYNN	PATRICK M. O'FLYNN	DANIEL R. GREENE	SCATTER	BLANK AND VOID
			DEM	REP	IND	CON	WOR		
Penfield	4	216	36	108	13	47	7	0	5
	5	249	73	121	13	32	1	0	9
	6	170	22	105	12	27	1	0	3
	7	282	64	147	25	36	1	0	9
	8	180	43	97	13	17	3	0	7
	9	322	81	167	25	35	6	0	8
	10	182	35	109	10	17	2	0	9
	11	145	32	80	7	15	2	0	9
	12	258	62	128	26	31	2	0	9
	13	241	70	112	13	28	4	0	14
	14	269	62	140	10	43	2	0	12
	15	288	61	168	20	29	6	0	4
	16	130	32	64	14	10	1	0	9
	17	242	48	132	21	20	6	0	15
	18	187	35	103	15	21	3	0	10
	19	309	66	172	31	27	4	0	9
	20	237	41	139	17	33	3	0	4
	21	234	65	125	12	22	4	0	6
	22	186	60	86	10	22	4	0	4
	23	319	82	161	29	31	5	0	11
	24	321	72	160	31	49	7	0	2
	25	165	22	102	5	27	1	0	8
	26	140	23	84	9	12	4	0	8
	27	293	59	160	23	34	2	0	15
	28	166	36	89	16	17	1	0	7
	29	223	50	110	22	28	7	0	6
	30	311	65	175	23	42	3	0	3
	31	130	33	68	10	12	2	0	5
	32	132	42	66	8	11	3	0	2
	33	224	58	111	19	29	4	0	3
	34	183	26	107	15	25	0	0	10
	35	209	37	111	19	27	5	0	10
	36	176	42	99	12	15	2	0	6
	37	342	69	199	27	36	1	0	10
	38	133	23	80	9	12	5	0	4
	39	158	32	78	15	23	6	0	4
	40	183	42	97	18	15	7	0	4
	41	153	23	92	9	24	3	0	2
	42	138	27	80	7	16	0	0	8
Penfield		8,926	1,970	4,786	665	1,062	140	0	303
Perinton	1	263	77	134	11	37	2	0	2
	2	224	57	125	12	24	1	0	5
	3	232	41	150	13	17	5	0	6



SHERIFF  
DETAIL

LEGISLATIVE DISTRICT OR TOWN	ELECTION DISTRICT	TOTAL VOTERS	SHERIFF DETAIL					SCATTER	BLANK AND VOID
			DANIEL R. GREENE DEM	PATRICK M. O'FLYNN REP	PATRICK M. O'FLYNN IND	PATRICK M. O'FLYNN CON	DANIEL R. GREENE WOR		
Perinton	4	163	45	79	16	16	3	0	4
	5	94	25	50	4	9	0	0	6
	6	175	67	74	11	8	3	0	12
	7	200	52	119	13	13	1	0	2
	8	205	43	105	11	34	4	0	8
	9	226	50	125	12	33	1	0	5
	10	183	39	104	12	22	0	0	6
	11	95	25	46	5	16	2	0	1
	12	166	36	86	13	26	0	0	5
	13	182	32	110	11	23	2	0	4
	14	200	50	71	9	27	4	0	39
	15	143	49	67	6	17	2	0	2
	16	133	21	89	7	10	2	0	4
	17	202	63	94	14	22	4	0	5
	18	197	37	117	7	24	3	0	9
	19	174	37	100	10	21	1	0	5
	20	207	51	112	15	23	0	0	6
	21	208	45	107	15	31	6	0	4
	22	134	28	69	12	19	1	0	5
	23	208	38	130	10	23	2	0	5
	24	324	63	202	16	29	1	0	13
	25	141	36	66	9	9	3	0	18
	26	250	38	140	20	43	3	0	6
	27	173	34	97	6	19	6	3	8
	28	171	43	85	7	31	1	0	4
	29	111	27	58	8	13	2	0	3
	30	149	26	85	9	22	2	0	5
	31	223	53	118	11	33	1	0	7
	32	159	35	83	12	23	0	0	6
	33	214	57	107	10	27	5	0	8
	34	209	55	116	7	22	3	0	6
	35	151	32	86	4	22	3	0	4
	36	90	26	43	4	11	3	0	3
	37	167	38	87	9	22	3	0	8
	38	214	60	107	13	24	1	0	9
	39	203	57	98	9	30	1	0	8
	40	151	42	75	8	19	3	0	4
	41	116	16	68	13	14	0	0	5
	42	137	34	73	9	16	1	0	4
	43	287	51	181	17	29	0	0	9
	44	181	46	100	11	11	5	0	8
	45	360	61	214	23	47	2	0	13
	46	91	24	46	5	12	0	0	4
	47	146	27	74	13	30	1	0	1

SHERIFF  
DETAIL

LEGISLATIVE DISTRICT OR TOWN	ELECTION DISTRICT	TOTAL VOTERS	DANIEL R. GREENE	PATRICK M. O'FLYNN	PATRICK M. O'FLYNN	PATRICK M. O'FLYNN	DANIEL R. GREENE	SCATTER	BLANK AND VOID
			DEM	REP	IND	CON	WOR		
Perinton	48	119	31	58	13	15	1	0	1
	49	160	41	82	7	23	0	0	7
	50	68	33	19	4	3	2	0	7
	51	202	30	129	11	27	3	0	2
	52	151	31	93	8	12	3	0	4
	53	165	47	87	4	22	1	0	4
	54	251	49	141	15	35	1	0	10
	55	224	51	132	11	20	1	1	8
56	184	32	105	11	31	1	0	4	
Perinton		10,156	2,334	5,518	586	1,241	112	4	361
Pittsford	1	179	45	96	10	18	2	0	8
	2	188	58	89	14	16	5	0	6
	3	326	77	197	10	19	3	0	20
	4	172	42	94	7	22	1	0	6
	5	167	51	82	6	14	8	0	6
	6	186	53	101	11	12	2	0	7
	7	81	17	48	6	9	0	0	1
	8	227	38	148	6	27	2	0	6
	9	259	64	147	16	19	5	0	8
	10	135	36	71	12	13	1	0	2
	11	175	37	102	7	19	3	0	7
	12	135	30	70	15	14	0	0	6
	13	149	34	79	12	18	3	0	3
	14	235	51	132	11	32	0	0	9
	15	83	24	42	6	7	4	0	0
	16	138	30	73	7	21	3	0	4
	17	213	69	109	12	16	4	0	3
	18	165	57	90	4	10	0	0	4
	19	137	40	66	6	21	1	0	3
	20	196	63	97	14	13	4	0	5
	21	206	66	94	13	24	2	0	7
	22	268	75	146	11	22	2	0	12
	23	188	33	103	14	32	1	0	5
	24	251	52	154	5	26	2	0	12
	25	216	49	127	12	24	1	0	3
	26	200	45	109	12	26	3	0	5
	27	143	40	68	12	19	1	0	3
	28	149	33	93	8	10	3	0	2
	29	181	34	102	11	24	5	0	5
	30	152	41	90	6	7	2	0	6
	31	197	48	111	7	18	5	0	8
	32	229	57	126	20	10	3	0	13
	33	216	52	112	11	26	2	0	13

SHERIFF  
DETAIL

LEGISLATIVE DISTRICT OR TOWN	ELECTION DISTRICT	TOTAL VOTERS	DANIEL R. GREENE DEM	PATRICK M. O'FLYNN REP	PATRICK M. O'FLYNN IND	PATRICK M. O'FLYNN CON	DANIEL R. GREENE WOR	SCATTER	BLANK AND VOID
Pittsford	34	127	26	70	3	20	5	0	3
Pittsford		6,269	1,567	3,438	337	628	88	0	211
Riga	1	349	59	186	25	38	14	0	27
	2	309	64	159	12	46	4	0	24
	3	209	46	102	16	21	4	0	20
	4	279	53	166	12	32	3	0	13
	5	249	44	135	14	35	4	0	17
	6	242	35	110	17	50	10	0	20
Riga		1,637	301	858	96	222	39	0	121
Rush	1	276	66	140	20	30	3	0	17
	2	201	38	118	9	21	5	0	10
	3	291	92	135	16	26	7	0	15
	4	259	57	128	27	27	6	0	14
Rush		1,027	253	521	72	104	21	0	56
Sweden	1	210	47	104	15	28	4	0	12
	2	118	43	49	6	10	1	0	9
	3	247	75	107	15	22	7	0	21
	4	238	53	116	16	38	5	0	10
	5	77	28	34	4	9	0	0	2
	6	226	59	92	24	31	4	0	16
	7	259	73	124	8	28	1	0	25
	8	166	38	88	9	20	4	0	7
	9	135	34	61	7	24	2	0	7
	10	276	66	138	15	38	3	0	16
	11	68	19	29	3	10	0	0	7
	12	180	37	87	12	30	5	0	9
Sweden		2,200	572	1,029	134	288	36	0	141
Webster	1	231	47	133	12	25	3	0	11
	2	197	41	100	14	25	1	0	16
	3	221	60	104	12	32	3	0	10
	4	94	13	48	4	13	7	0	9
	5	204	46	105	9	34	4	0	6
	6	190	36	108	15	23	0	0	8
	7	229	53	118	18	24	1	0	15
	8	201	29	124	14	24	4	0	6
	9	281	55	152	12	43	6	0	13
	10	255	36	142	22	41	0	0	14
	11	156	24	93	13	17	7	0	2
	12	278	63	152	14	39	2	1	7
	13	200	49	104	14	22	5	0	6

SHERIFF  
DETAIL

LEGISLATIVE DISTRICT OR TOWN	ELECTION DISTRICT	TOTAL VOTERS	SHERIFF					DANIEL R. GREENE	SCATTER	BLANK AND VOID
			DANIEL R. GREENE	PATRICK M. O'FLYNN	PATRICK M. O'FLYNN	PATRICK M. O'FLYNN	PATRICK M. O'FLYNN			
			DEM	REP	IND	CON	WOR			
Webster	14	204	43	110	18	21	2	0	10	
	15	158	36	84	10	19	3	0	6	
	16	156	32	82	5	27	6	0	4	
	17	165	28	94	6	29	2	0	6	
	18	151	24	98	8	9	0	0	12	
	19	288	48	166	16	44	5	0	9	
	20	250	50	136	10	48	2	0	4	
	21	220	48	126	14	20	4	0	8	
	22	219	40	115	10	35	7	0	12	
	23	174	35	95	12	22	3	0	7	
	24	414	99	219	23	51	8	0	14	
	25	117	26	62	11	12	2	0	4	
	26	152	23	88	14	21	1	0	5	
	27	152	24	83	8	26	4	0	7	
	28	163	35	87	8	23	3	0	7	
	29	156	32	91	10	15	1	0	7	
	30	96	30	49	2	6	2	0	7	
	31	246	55	129	11	36	2	0	13	
	32	202	43	103	9	38	2	0	7	
	33	222	43	114	19	30	3	0	13	
	34	114	22	72	7	7	2	0	4	
	35	149	17	75	17	31	2	0	7	
	36	173	25	115	9	22	0	0	2	
	37	304	72	167	21	26	6	0	12	
	38	224	47	121	17	23	4	0	12	
	39	228	44	144	16	12	3	0	9	
	40	316	63	189	21	27	2	0	14	
	41	232	49	123	13	37	1	0	9	
	42	175	28	93	15	29	5	0	5	
	43	144	28	76	10	20	2	0	8	
Webster		8,701	1,741	4,789	543	1,128	132	1	367	
Wheatland	1	206	41	95	18	37	6	1	8	
	2	275	53	124	20	42	7	0	29	
	3	209	48	94	24	29	6	0	8	
	4	163	24	91	10	31	5	0	2	
	5	239	48	121	16	35	5	0	14	
Wheatland		1,092	214	525	88	174	29	1	61	
TOWNS		114,160	27,576	58,857	6,944	13,070	1,994	19	5,700	
GRAND TOTAL:		133,427	36,061	64,681	7,912	14,224	2,684	79	7,786	

COUNTY LEGISLATOR  
2ND DISTRICT  
2 YEAR TERM

LEGISLATIVE DISTRICT OR TOWN	ELECTION DISTRICT	TOTAL VOTERS	SHELDON A. MEYERS	MIKE ROCKOW	MIKE ROCKOW	MIKE ROCKOW	SHELDON A. MEYERS	SCATTER	BLANK AND VOID
			DEM	REP	IND	CON	WOR		
Clarkson	1	259	84	109	11	30	10	0	15
	2	207	54	88	11	30	4	0	20
	3	271	121	98	4	33	6	0	9
	4	333	92	150	10	37	9	0	35
	5	223	57	93	16	40	4	0	13
	6	183	72	67	8	21	8	0	7
Clarkson		1,476	480	605	60	191	41	0	99
Hamlin	1	154	52	60	8	24	4	0	6
	2	257	53	133	12	28	4	0	27
	3/11	174	36	73	10	30	3	0	22
	4	166	43	83	10	19	2	0	9
	5	164	36	78	11	26	4	0	9
	6	126	36	61	5	17	2	0	5
	7	271	63	128	8	44	3	0	25
	8	155	36	74	12	19	6	0	8
	9	143	28	82	6	17	2	0	8
	10	243	42	139	10	26	9	0	17
Hamlin		1,853	425	911	92	250	39	0	136
Sweden	2	118	57	34	5	8	2	0	12
	5	77	36	27	2	9	0	0	3
	6	226	85	85	16	28	4	0	8
	8	166	36	83	11	23	3	0	10
	9	135	40	50	4	26	1	0	14
	10	276	91	113	10	34	11	0	17
	11	68	23	26	2	10	3	0	4
	12	180	49	80	9	29	4	0	9
Sweden		1,246	417	498	59	167	28	0	77
GRAND TOTAL:		4,575	1,322	2,014	211	608	108	0	312

COUNTY LEGISLATOR  
3RD DISTRICT  
2 YEAR TERM

LEGISLATIVE DISTRICT OR TOWN	ELECTION DISTRICT	TOTAL VOTERS	MICHELE N. WEAVER	MARY VALERIO	MARY VALERIO	MARY VALERIO	MICHELE N. WEAVER	SCATTER	BLANK AND VOID
			DEM	REP	IND	CON	WOR		
Chili	1	180	48	90	4	22	3	0	13
	4	128	38	52	8	18	2	0	10
	6	202	57	96	9	22	8	0	10
	7	98	33	38	4	9	3	0	11
	8	180	31	85	7	28	9	0	20
	9	201	51	94	18	17	9	0	12
	10	111	16	55	6	21	6	0	7
	11	176	38	86	12	28	3	0	9
	12	162	42	80	7	23	2	0	8
	13	259	68	134	11	29	6	0	11
	14	215	43	92	12	42	9	0	17
	16	267	77	132	15	27	1	0	15
	17	482	106	226	20	72	7	0	51
	18	177	63	68	6	22	0	0	18
	19	208	75	90	10	12	1	0	20
	20	231	60	112	9	32	6	0	12
	21	177	44	79	7	18	3	0	26
	22	129	51	37	8	14	6	0	13
	23	153	25	91	9	18	2	0	8
	24	318	95	138	14	40	8	0	23
	25	107	42	42	5	10	1	0	7
	26	222	61	92	11	33	4	0	21
	27	189	57	79	7	33	3	0	10
	28	128	48	44	5	14	1	0	16
	29	140	38	66	6	15	4	0	11
	30	92	32	36	6	13	2	0	3
	31	7	3	2	0	2	0	0	0
	32	147	30	72	3	25	6	0	11
	33	192	47	94	10	20	5	0	16
GRAND TOTAL:		<u>5,278</u>	<u>1,419</u>	<u>2,402</u>	<u>249</u>	<u>679</u>	<u>120</u>	<u>0</u>	<u>409</u>

COUNTY LEGISLATOR  
4TH DISTRICT  
2 YEAR TERM

LEGISLATIVE DISTRICT OR TOWN	ELECTION DISTRICT	TOTAL VOTERS	FRANCIS A. MUSCATO	STEVE TUCCIARELLO	STEVE TUCCIARELLO	STEVE TUCCIARELLO	FRANCIS A. MUSCATO	SCATTER	BLANK AND VOID	
			DEM	REP	IND	CON	WOR			
Chili	5	188	69	84	5	15	2	0	13	
	15	184	49	87	8	20	4	0	16	
Chili		<u>372</u>	<u>118</u>	<u>171</u>	<u>13</u>	<u>35</u>	<u>6</u>	<u>0</u>	<u>29</u>	
Gates	1	141	50	66	3	11	4	0	7	
	2	194	55	105	11	8	1	0	14	
	3	125	51	46	3	12	5	0	8	
	4	207	66	97	4	26	3	0	11	
	5	284	97	141	13	24	0	0	9	
	6	197	70	96	8	10	5	0	8	
	7	334	106	156	12	29	7	0	24	
	8	156	50	86	3	7	4	0	6	
	10	135	48	56	7	15	0	0	9	
	11	166	62	67	8	12	5	0	12	
	12	119	47	48	3	14	0	0	7	
	14	155	41	79	8	7	3	0	17	
	15	284	84	142	5	26	2	0	25	
	18	206	56	95	3	27	4	0	21	
	19	192	56	92	8	23	1	0	12	
	20	201	71	88	8	16	3	0	15	
	21	202	56	99	6	14	10	0	17	
	22	177	52	74	5	32	5	0	9	
	23	184	60	89	8	19	1	0	7	
	24	150	49	62	7	18	1	0	13	
	25	157	59	70	4	11	3	0	10	
	26	195	73	83	5	19	5	0	10	
	27	202	80	74	6	18	4	0	20	
	28	147	49	69	10	5	4	0	10	
	30	102	30	42	8	9	4	0	9	
	31	168	44	85	10	15	1	0	13	
	32	223	81	109	6	15	1	0	11	
	34	144	44	63	5	17	1	0	14	
	35	135	39	67	5	14	5	0	5	
	Gates		<u>5,282</u>	<u>1,726</u>	<u>2,446</u>	<u>192</u>	<u>473</u>	<u>92</u>	<u>0</u>	<u>353</u>
	GRAND TOTAL:		<u><u>5,654</u></u>	<u><u>1,844</u></u>	<u><u>2,617</u></u>	<u><u>205</u></u>	<u><u>508</u></u>	<u><u>98</u></u>	<u><u>0</u></u>	<u><u>382</u></u>

COUNTY LEGISLATOR  
7TH DISTRICT  
2 YEAR TERM

LEGISLATIVE DISTRICT OR TOWN	ELECTION DISTRICT	TOTAL VOTERS	MARK S. COON	RICK ANTELLI	RICK ANTELLI	RICK ANTELLI	MARK S. COON	SCATTER	BLANK AND VOID
			DEM	REP	IND	CON	WOR		
Leg. Dist. 07									
	1	244	100	89	15	21	4	0	15
	2	178	72	63	9	15	8	0	11
	3	149	58	52	5	15	6	0	13
Leg. Dist. 07		571	230	204	29	51	18	0	39
Greece									
	1	203	80	68	9	23	5	0	18
	2	221	89	75	15	22	11	0	9
	16	158	44	73	9	11	5	0	16
	34	234	105	67	9	25	7	0	21
	35	240	68	82	13	28	9	0	40
	38	282	117	108	7	25	7	0	18
	43	159	42	70	6	26	5	0	10
	44	308	128	114	5	36	3	0	22
	54	242	90	88	8	31	8	0	17
	58	270	102	101	10	24	4	0	29
	70	415	129	195	14	46	12	0	19
	71	256	99	89	11	25	8	0	24
	74	152	62	56	8	12	0	0	14
	76	178	64	73	7	18	4	0	12
	79	303	93	126	14	33	13	0	24
	82	112	41	37	6	13	5	0	10
	84	240	100	77	10	31	4	0	18
	89	203	77	82	6	20	3	0	15
	90	249	70	108	10	24	9	0	28
	98	268	92	94	5	33	15	0	29
	99	256	73	101	14	41	5	0	22
	102	294	92	124	8	29	12	0	29
	103	258	75	92	14	45	9	0	23
	106	160	49	67	3	22	2	0	17
	107	135	44	66	4	10	4	0	7
Greece		5,796	2,025	2,233	225	653	169	0	491
GRAND TOTAL:		6,367	2,255	2,437	254	704	187	0	530



COUNTY LEGISLATOR  
9TH DISTRICT  
2 YEAR TERM

LEGISLATIVE DISTRICT OR TOWN	ELECTION DISTRICT	TOTAL VOTERS	MEL CALLAN	DEBBIE DRAWE	DEBBIE DRAWE	DEBBIE DRAWE	SCATTER	BLANK AND VOID
			DEM	REP	IND	CON		
Penfield	1	82	36	28	3	9	0	6
	2	235	102	86	11	25	0	11
	3	183	67	68	11	28	0	9
	4	216	61	79	12	47	0	17
	6	170	54	70	10	25	0	11
	7	282	109	105	14	36	0	18
	10	182	62	77	8	18	0	17
	11	145	55	62	5	15	0	8
	14	269	101	105	5	41	0	17
	15	288	104	130	11	24	0	19
	16	130	53	50	9	9	0	9
	18	187	69	79	9	17	0	13
	19	309	141	119	11	25	0	13
	20	237	84	100	11	28	0	14
	21	234	84	109	11	24	0	6
	23	319	133	115	21	32	0	18
	24	321	105	126	24	42	0	24
	25	165	40	81	6	25	0	13
	27	293	112	117	18	30	0	16
	28	166	62	64	14	19	0	7
	29	223	85	78	16	25	0	19
	30	311	99	135	13	38	0	26
	31	130	60	48	4	10	0	8
	32	132	56	56	5	10	0	5
	35	209	71	88	14	22	0	14
	36	176	69	77	10	11	0	9
	37	342	105	155	16	38	0	28
	38	133	47	61	6	13	0	6
	39	158	54	63	7	23	0	11
	41	153	47	68	7	26	0	5
	42	138	48	58	5	15	0	12
GRAND TOTAL:		<u>6,518</u>	<u>2,375</u>	<u>2,657</u>	<u>327</u>	<u>750</u>	<u>0</u>	<u>409</u>

COUNTY LEGISLATOR  
13TH DISTRICT  
2 YEAR TERM

LEGISLATIVE DISTRICT OR TOWN	ELECTION DISTRICT	TOTAL VOTERS	MICHAEL D. CONDELLO	JOHN HOWLAND	MICHAEL D. CONDELLO	JOHN HOWLAND	MICHAEL D. CONDELLO	SCATTER	BLANK AND VOID
			DEM	REP	IND	CON	WOR		
Henrietta	1	258	84	106	16	34	3	0	15
	2	166	40	76	9	26	4	0	11
	6	184	58	92	3	24	2	0	5
	7	197	59	69	11	41	2	0	15
	8	210	91	77	9	19	3	0	11
	9	140	56	48	2	16	2	0	16
	10	181	55	84	9	13	2	0	18
	12	188	65	78	13	22	2	0	8
	13	169	69	56	6	26	6	0	6
	14	129	38	59	7	20	1	0	4
	15	188	69	80	6	22	4	0	7
	17	243	86	100	6	33	8	0	10
	18	195	82	68	7	21	6	0	11
	19	153	34	75	7	30	2	0	5
	20	199	54	100	9	21	2	0	13
	21	162	68	56	9	18	5	0	6
	22	286	134	92	14	36	3	0	7
	25	216	66	101	7	29	2	0	11
	26	343	115	127	23	56	1	1	20
	27	312	102	136	18	40	4	0	12
	28	272	92	113	16	34	4	0	13
	29	253	108	81	9	37	6	1	11
	30	315	117	124	18	37	6	0	13
	31	112	46	37	2	18	2	0	7
	32	273	104	121	6	25	4	0	13
	33	125	45	57	5	8	3	1	6
	35	189	85	57	13	24	2	0	8
GRAND TOTAL:		<u>5,658</u>	<u>2,022</u>	<u>2,270</u>	<u>260</u>	<u>730</u>	<u>91</u>	<u>3</u>	<u>282</u>

COUNTY LEGISLATOR  
14TH DISTRICT  
2 YEAR TERM

LEGISLATIVE DISTRICT OR TOWN	ELECTION DISTRICT	TOTAL VOTERS	TRAVIS R. HEIDER	TRAVIS R. HEIDER	TRAVIS R. HEIDER	SCATTER	BLANK AND VOID
			DEM	IND	WOR		
Brighton	1	167	92	9	8	0	58
	4	170	99	19	4	0	48
	5	145	93	9	9	0	34
	6	227	114	14	8	0	91
	10	161	84	8	4	0	65
	12	192	118	11	1	1	61
	13	138	64	10	4	0	60
	15	145	64	13	5	0	63
	17	90	67	2	2	0	19
	19	125	79	9	3	0	34
	21	132	69	17	4	1	41
	22	153	85	11	2	0	55
	23	141	83	9	3	0	46
	27	138	87	8	3	0	40
	28	185	114	8	2	0	61
	30	341	192	21	11	0	117
	31	147	82	8	7	0	50
	32	205	108	22	3	0	72
	33	195	104	12	5	0	74
	36	70	36	6	2	0	26
	37	128	80	3	5	0	40
	38	163	94	10	6	0	53
	39	130	69	8	3	0	50
	40	248	153	16	3	0	76
	41	149	87	7	2	1	52
	42	60	41	3	6	0	10
	43	158	71	12	4	0	71
	45	83	37	9	2	1	34
	46	90	51	7	1	0	31
Brighton		<u>4,476</u>	<u>2,517</u>	<u>301</u>	<u>122</u>	<u>4</u>	<u>1,532</u>
Henrietta	4	154	62	11	6	0	75
	5	173	61	10	2	0	100
Henrietta		<u>327</u>	<u>123</u>	<u>21</u>	<u>8</u>	<u>0</u>	<u>175</u>
GRAND TOTAL:		<u><u>4,803</u></u>	<u><u>2,640</u></u>	<u><u>322</u></u>	<u><u>130</u></u>	<u><u>4</u></u>	<u><u>1,707</u></u>

COUNTY LEGISLATOR  
18TH DISTRICT  
2 YEAR TERM

LEGISLATIVE DISTRICT OR TOWN	ELECTION DISTRICT	TOTAL VOTERS	NORA L. BREDES	CIARAN T. HANNA	CIARAN T. HANNA	CIARAN T. HANNA	NORA L. BREDES	SCATTER	BLANK AND VOID
			DEM	REP	IND	CON	WOR		
Perinton									
	1	263	101	105	7	37	2	0	11
	2	224	79	99	10	26	1	2	7
	3	232	68	119	10	18	4	1	12
	8	205	73	77	7	34	3	4	7
	12	166	63	62	8	23	1	1	8
	13	182	60	90	6	21	2	0	3
	15	143	59	60	3	8	2	0	11
	16	133	45	60	8	11	1	0	8
	17	202	87	67	9	22	7	0	10
	18	197	68	89	5	25	2	0	8
	20	207	82	84	7	23	0	0	11
	21	208	57	89	8	30	4	2	18
	22	134	49	52	7	18	2	0	6
	23	208	60	106	6	22	6	0	8
	26	250	92	92	11	37	4	4	10
	27	173	51	84	4	19	5	4	6
	28	171	63	66	2	32	2	0	6
	29	111	41	48	3	13	2	2	2
	32	159	48	68	10	18	1	0	14
	33	214	76	91	8	26	6	2	5
	35	151	44	70	2	26	3	0	6
	40	151	55	60	8	18	2	0	8
	41	116	29	52	6	17	0	1	11
	44	181	63	74	10	11	6	8	9
	45	360	100	186	8	52	2	0	12
	46	91	30	39	3	10	1	1	7
	49	160	51	70	6	23	0	2	8
	51	202	59	103	8	27	1	0	4
	52	151	36	77	4	16	0	0	18
	53	165	66	68	2	22	0	4	3
	55	224	100	88	7	18	1	2	8
Perinton		5,734	1,955	2,495	203	703	73	40	265
Pittsford	21	206	110	59	3	24	1	1	8
Pittsford		206	110	59	3	24	1	1	8
GRAND TOTAL:		5,940	2,065	2,554	206	727	74	41	273

COUNTY LEGISLATOR  
19TH DISTRICT  
2 YEAR TERM

LEGISLATIVE DISTRICT OR TOWN	ELECTION DISTRICT	TOTAL VOTERS	JO MELECA-VOIGT	JEFFERY L. MCCANN	JEFFERY L. MCCANN	JEFFERY L. MCCANN	JO MELECA-VOIGT	SCATTER	BLANK AND VOID
			DEM	REP	IND	CON	WOR		
Greece	3	197	57	73	9	25	5	0	28
	14	136	53	49	3	15	1	0	15
	17	233	66	99	5	29	3	0	31
	18	225	67	97	13	18	7	0	23
	24	283	76	110	19	27	4	0	47
	27	205	51	76	7	28	2	0	41
	29	214	74	83	9	20	1	0	27
	32	157	54	49	9	17	7	0	21
	33	199	58	84	3	23	1	0	30
	37	157	42	57	8	26	5	0	19
	39	142	48	51	2	18	2	0	21
	51	134	58	44	4	12	1	0	15
	52	234	71	89	9	30	5	0	30
	57	187	61	68	11	19	5	0	23
	59	91	37	32	3	12	0	0	7
	61	205	66	62	9	23	10	0	35
	65	194	49	84	12	6	3	0	40
	66	108	44	36	6	13	3	0	6
	67	173	51	66	10	18	6	0	22
	68	273	76	102	15	36	3	0	41
	69	162	66	58	5	15	1	0	17
	73	115	46	40	2	11	3	0	13
	77	225	81	76	9	22	10	0	27
	81	140	43	58	7	7	2	0	23
	83	126	52	45	6	10	2	0	11
	87	213	71	76	13	19	5	0	29
	92	266	86	105	9	25	6	0	35
	94	185	63	68	6	18	7	0	23
	100	287	75	117	17	30	7	0	41
	108	129	46	42	5	18	1	0	17
	109	243	90	76	14	25	2	0	36
GRAND TOTAL:		<u>5,838</u>	<u>1,878</u>	<u>2,172</u>	<u>259</u>	<u>615</u>	<u>120</u>	<u>0</u>	<u>794</u>

COUNTY LEGISLATOR  
20TH DISTRICT  
2 YEAR TERM

LEGISLATIVE DISTRICT OR TOWN	ELECTION DISTRICT	TOTAL VOTERS	ROBERT COLBY	ROBERT COLBY	ROBERT COLBY	ROBERT COLBY	SCATTER	BLANK AND VOID
			DEM	REP	IND	CON		
Chili	2	248	59	93	10	34	0	52
	3	182	63	58	8	20	0	33
Chili		430	122	151	18	54	0	85
Henrietta	3	66	18	29	6	4	0	9
Henrietta		66	18	29	6	4	0	9
Ogden	1	150	47	52	7	15	0	29
	2	163	36	61	11	32	0	23
	4	127	22	50	4	38	0	13
	6	142	27	62	6	26	0	21
	9	119	30	53	4	12	0	20
	10	118	26	47	3	27	0	15
	11	134	23	59	9	30	2	11
	13	144	39	57	7	23	0	18
	14	81	17	41	3	11	0	9
	15	183	44	71	11	31	0	26
	17	100	15	42	3	21	0	19
	18	146	35	56	4	33	0	18
	19	177	35	72	10	37	0	23
	20	179	28	86	9	32	0	24
Ogden		1,963	424	809	91	368	2	269
Riga	1	349	74	148	20	34	1	72
	2	309	70	124	9	44	0	62
	3	209	52	81	8	24	0	44
	4	279	69	123	5	29	2	51
	5	249	40	108	8	38	0	55
	6	242	38	77	16	41	0	70
Riga		1,637	343	661	66	210	3	354
GRAND TOTAL:		4,096	907	1,650	181	636	5	717

COUNTY LEGISLATOR  
21ST DISTRICT  
2 YEAR TERM

LEGISLATIVE DISTRICT OR TOWN	ELECTION DISTRICT	TOTAL VOTERS	CARRIE M. ANDREWS	CARRIE M. ANDREWS	CARRIE M. ANDREWS	SCATTER	BLANK AND VOID
			DEM	IND	WOR		
Leg. Dist. 21							
	1	134	75	16	7	0	36
	2	118	73	6	0	0	39
	3	54	30	5	0	0	19
	4	57	31	5	2	0	19
	5/16	112	57	15	10	0	30
	6	121	66	9	4	0	42
	7	166	101	12	8	0	45
	8/28	44	27	4	4	0	9
	9	99	49	9	5	0	36
	10	186	93	19	6	0	68
	11	44	26	1	2	0	15
	12	130	66	16	12	0	36
	13	55	34	4	10	0	7
	14	189	108	13	6	0	62
	15	110	65	7	5	0	33
	17	73	42	2	3	0	26
	18	80	46	4	2	0	28
	19	25	20	0	0	0	5
	20	63	38	5	7	1	12
	21	89	52	3	4	0	30
	22	66	34	8	3	0	21
	23/32	67	39	3	3	0	22
	24	143	89	13	5	0	36
	25	88	54	5	3	0	26
	26	66	45	3	3	0	15
	27	53	28	5	2	1	17
	29/30	38	26	2	0	0	10
	31/34	48	30	4	4	0	10
	33	45	22	6	1	0	16
GRAND TOTAL:		<u>2,563</u>	<u>1,466</u>	<u>204</u>	<u>121</u>	<u>2</u>	<u>770</u>

COUNTY LEGISLATOR  
23RD DISTRICT  
2 YEAR TERM

LEGISLATIVE DISTRICT OR TOWN	ELECTION DISTRICT	TOTAL VOTERS	PAUL E. HANEY	JON MAURER	PAUL E. HANEY	PAUL E. HANEY	SCATTER	BLANK AND VOID
			DEM	REP	IND	WOR		
Leg. Dist. 23	1	73	37	22	4	6	0	4
	2	116	66	23	6	6	0	15
	3	66	34	16	4	5	0	7
	4	158	94	37	3	7	0	17
	5	72	34	17	3	2	0	16
	6	58	34	16	5	0	0	3
	7	95	57	12	3	9	0	14
	8	91	53	21	5	4	0	8
	9	91	56	20	1	4	0	10
	10	101	60	17	7	4	0	13
	11	135	89	19	4	10	0	13
	12	190	103	54	9	8	0	16
	13	87	38	29	2	1	0	17
	14	82	47	19	4	5	0	7
	15	59	40	10	1	0	0	8
	16	71	41	14	4	3	1	8
	17	174	92	46	8	4	0	24
	18	186	81	66	10	4	0	25
	19	147	67	52	5	2	1	20
	20	155	98	30	4	5	0	18
	21	166	91	43	4	6	0	22
	22	116	58	37	5	5	0	11
	23	57	30	11	3	4	0	9
	24	159	94	34	7	1	0	23
	25	253	138	63	11	8	0	33
	26	267	157	74	6	4	0	26
	27	120	50	46	6	5	0	13
Leg. Dist. 23		3,345	1,839	848	134	122	2	400
Brighton	7	129	56	51	2	10	0	10
	11	214	104	73	5	11	0	21
	18	181	101	51	9	5	0	15
	24	247	109	96	10	5	0	27
	34	174	79	69	8	5	0	13
Brighton		945	449	340	34	36	0	86
GRAND TOTAL:		4,290	2,288	1,188	168	158	2	486



COUNTY LEGISLATOR  
24TH DISTRICT  
2 YEAR TERM

LEGISLATIVE DISTRICT OR TOWN	ELECTION DISTRICT	TOTAL VOTERS	HARRY B. BRONSON	JACKIE MENDEZ	JACKIE MENDEZ	JACKIE MENDEZ	HARRY B. BRONSON	SCATTER	BLANK AND VOID
			DEM	REP	IND	CON	WOR		
Leg. Dist. 24									
	1	187	126	21	3	6	16	0	15
	2	147	98	18	3	5	10	0	13
	3	180	131	21	3	3	12	0	10
	4	116	62	18	4	7	9	0	16
	5	136	81	28	6	3	3	0	15
	6	93	48	22	1	7	6	0	9
	7	90	44	17	5	3	3	0	18
	8	122	72	16	0	13	9	0	12
	9	87	41	24	0	3	7	0	12
	10	141	90	15	5	2	17	0	12
	11	42	21	9	1	2	0	0	9
	12	47	21	8	2	0	4	0	12
	13	127	72	13	3	9	16	1	13
	14	144	89	14	3	6	17	0	15
	15	187	93	30	3	11	5	0	45
	16	96	51	19	2	6	8	0	10
	17	74	35	24	1	1	0	1	12
Leg. Dist. 24		2,016	1,175	317	45	87	142	2	248
CITY		2,016	1,175	317	45	87	142	2	248
Brighton									
	2	131	50	37	6	15	4	0	19
	9	199	95	50	12	16	4	0	22
	14	65	41	13	1	2	2	0	6
	20	85	50	14	4	8	0	0	9
	25	121	66	27	1	9	7	0	11
	26	126	53	37	4	14	3	1	14
	35	122	69	27	0	13	3	0	10
	44	48	23	9	1	3	1	0	11
Brighton		897	447	214	29	80	24	1	102
Henrietta									
	11	132	54	45	1	14	1	0	17
	16	117	32	50	9	8	6	0	12
	23	129	51	38	7	18	3	0	12
	24	171	60	61	7	12	7	0	24
	34	85	22	30	6	8	6	0	13
Henrietta		634	219	224	30	60	23	0	78
TOWNS		1,531	666	438	59	140	47	1	180
GRAND TOTAL:		3,547	1,841	755	104	227	189	3	428

COUNTY LEGISLATOR  
25TH DISTRICT  
2 YEAR TERM

LEGISLATIVE DISTRICT OR TOWN	ELECTION DISTRICT	TOTAL VOTERS	CALVIN LEE  DEM	SCATTER	BLANK AND VOID
Leg. Dist. 25					
	1	124	80	0	44
	2	84	57	0	27
	3	172	106	0	66
	4/12	136	90	0	46
	5	50	39	0	11
	6	118	70	0	48
	7	68	48	0	20
	8	104	72	0	32
	9	60	43	0	17
	10	100	74	0	26
	11	58	45	0	13
	13	82	57	1	24
	14/24	141	100	1	40
	15	59	39	0	20
	16	9	3	0	6
	17	43	33	0	10
	18	156	82	0	74
	19/21	54	33	0	21
	20/25	150	78	0	72
	22	67	46	0	21
	23	5	4	0	1
GRAND TOTAL:		1,840	1,199	2	639

COUNTY LEGISLATOR  
28TH DISTRICT  
2 YEAR TERM

LEGISLATIVE DISTRICT OR TOWN	ELECTION DISTRICT	TOTAL VOTERS	CYNTHIA W. KALEH  DEM	CYNTHIA W. KALEH  WOR	SCATTER	BLANK AND VOID
Leg. Dist. 28						
	1	65	34	3	0	28
	2	73	29	2	0	42
	3	39	25	1	0	13
	4	104	47	8	0	49
	5	59	29	2	0	28
	6	75	34	4	0	37
	7	105	49	3	0	53
	8	99	55	4	0	40
	9	43	17	3	0	23
	10	41	15	2	0	24
	11/25	90	50	3	0	37
	12	37	19	1	0	17
	13	60	25	1	1	33
	14	51	29	2	0	20
	15	28	12	3	0	13
	16	72	39	2	0	31
	17	29	11	1	0	17
	18/19	83	48	7	0	28
	21	92	60	6	1	25
	22	31	17	2	0	12
	23/24	104	69	6	0	29
GRAND TOTAL:		1,380	713	66	2	599

COUNTY LEGISLATOR  
29TH DISTRICT  
2 YEAR TERM

LEGISLATIVE DISTRICT OR TOWN	ELECTION DISTRICT	TOTAL VOTERS	SAUL A. MANEIRO  DEM	MICHAEL A. PATTERSON  WOR	SCATTER	BLANK AND VOID
Leg. Dist. 29						
	1/2	32	13	4	0	15
	3	73	51	3	0	19
	4	86	48	5	0	33
	5/7	86	54	6	0	26
	6	70	38	6	0	26
	8	101	59	12	0	30
	9	77	42	2	0	33
	10	86	38	6	0	42
	11	71	39	7	0	25
	12/17	66	37	6	0	23
	13	79	50	7	0	22
	14	78	42	11	0	25
	15	69	45	5	0	19
	16	23	17	1	0	5
	18	106	55	10	0	41
	19	64	32	5	0	27
	20	78	42	13	0	23
	21	104	65	10	0	29
	22	79	39	2	0	38
	23	99	52	11	0	36
	24	85	45	9	0	31
	25	151	74	8	0	69
	26	46	25	6	0	15
	27	13	8	0	0	5
GRAND TOTAL:		1,822	1,010	155	0	657

MAYOR  
CITY OF ROCHESTER  
SUMMARY

LEGISLATIVE DISTRICT OR TOWN	TOTAL VOTERS	ROBERT J. DUFFY  DEM	ROBERT J. DUFFY  IND	SCATTER	BLANK AND VOID
Leg. Dist. 06	827	487	179	27	134
Leg. Dist. 07	571	350	68	12	141
Leg. Dist. 21	2,563	1,841	281	27	414
Leg. Dist. 22	1,021	830	44	2	145
Leg. Dist. 23	3,345	2,460	371	35	479
Leg. Dist. 24	2,016	1,487	189	28	312
Leg. Dist. 25	1,840	1,404	129	8	299
Leg. Dist. 26	1,277	852	205	15	205
Leg. Dist. 27	2,605	2,085	198	13	309
Leg. Dist. 28	1,380	951	172	8	249
Leg. Dist. 29	1,822	1,310	172	5	335
GRAND TOTAL:	<u>19,267</u>	<u>14,057</u>	<u>2,008</u>	<u>180</u>	<u>3,022</u>

MAYOR  
CITY OF ROCHESTER  
DETAIL

LEGISLATIVE DISTRICT OR TOWN	ELECTION DISTRICT	TOTAL VOTERS	ROBERT J. DUFFY	ROBERT J. DUFFY	SCATTER	BLANK AND VOID
			DEM	IND		
Leg. Dist. 06						
	1	206	122	45	4	35
	2	76	53	15	2	6
	3	126	75	24	3	24
	4	145	84	38	3	20
	5	143	82	29	8	24
	6	131	71	28	7	25
Leg. Dist. 06		827	487	179	27	134
Leg. Dist. 07						
	1	244	147	29	8	60
	2	178	104	23	3	48
	3	149	99	16	1	33
Leg. Dist. 07		571	350	68	12	141
Leg. Dist. 21						
	1	134	85	25	2	22
	2	118	77	12	1	28
	3	54	40	5	0	9
	4	57	42	7	2	6
	5/16	112	65	23	1	23
	6	121	92	10	1	18
	7	166	117	13	4	32
	8/28	44	34	4	1	5
	9	99	65	11	0	23
	10	186	126	23	1	36
	11	44	36	4	0	4
	12	130	86	23	0	21
	13	55	44	5	0	6
	14	189	132	20	2	35
	15	110	72	16	1	21
	17	73	53	4	3	13
	18	80	66	6	1	7
	19	25	24	0	0	1
	20	63	52	5	1	5
	21	89	65	8	1	15
	22	66	44	6	2	14
	23/32	67	48	6	1	12
	24	143	107	15	2	19
	25	88	75	4	0	9
	26	66	54	5	0	7
	27	53	38	5	0	10
	29/30	38	31	2	0	5
	31/34	48	40	6	0	2
	33	45	31	8	0	6
Leg. Dist. 21		2,563	1,841	281	27	414

MAYOR  
CITY OF ROCHESTER  
DETAIL

LEGISLATIVE DISTRICT OR TOWN	ELECTION DISTRICT	TOTAL VOTERS	ROBERT J. DUFFY	ROBERT J. DUFFY	SCATTER	BLANK AND VOID
			DEM	IND		
Leg. Dist. 22						
	1	78	63	5	0	10
	2	20	18	0	0	2
	3	63	43	5	0	15
	4	17	13	1	0	3
	5	47	41	0	0	6
	6	55	46	1	0	8
	7	28	24	0	0	4
	8	58	41	8	0	9
	9	33	24	1	0	8
	10	44	33	0	0	11
	11	59	50	4	1	4
	12	43	37	0	0	6
	13	20	15	0	0	5
	14	70	61	4	0	5
	15	66	58	2	0	6
	16	13	8	1	0	4
	17	26	19	4	0	3
	18	33	26	0	0	7
	19	29	26	0	0	3
	20	63	57	0	0	6
	21	34	27	0	0	7
	22	57	48	4	0	5
	23	34	28	2	1	3
	24	31	24	2	0	5
Leg. Dist. 22		1,021	830	44	2	145
Leg. Dist. 23						
	1	73	52	8	0	13
	2	116	86	14	2	14
	3	66	48	3	2	13
	4	158	115	19	3	21
	5	72	49	13	2	8
	6	58	47	7	1	3
	7	95	75	11	0	9
	8	91	72	9	0	10
	9	91	73	5	2	11
	10	101	72	14	1	14
	11	135	111	10	1	13
	12	190	142	19	1	28
	13	87	61	12	1	13
	14	82	56	11	1	14
	15	59	41	5	0	13
	16	71	57	6	2	6
	17	174	125	20	1	28
	18	186	121	27	1	37
	19	147	97	21	2	27

MAYOR  
CITY OF ROCHESTER  
DETAIL

LEGISLATIVE DISTRICT OR TOWN	ELECTION DISTRICT	TOTAL VOTERS	ROBERT J. DUFFY DEM	ROBERT J. DUFFY IND	SCATTER	BLANK AND VOID
Leg. Dist. 23						
	20	155	110	13	3	29
	21	166	116	18	3	29
	22	116	79	11	2	24
	23	57	42	8	0	7
	24	159	128	9	1	21
	25	253	195	29	2	27
	26	267	214	26	1	26
	27	120	76	23	0	21
Leg. Dist. 23		3,345	2,460	371	35	479
Leg. Dist. 24						
	1	187	139	16	0	32
	2	147	117	11	5	14
	3	180	146	10	4	20
	4	116	83	8	3	22
	5	136	99	12	1	24
	6	93	66	9	0	18
	7	90	60	12	0	18
	8	122	88	13	1	20
	9	87	54	7	1	25
	10	141	114	15	3	9
	11	42	31	3	0	8
	12	47	30	4	0	13
	13	127	94	14	1	18
	14	144	105	18	2	19
	15	187	139	14	3	31
	16	96	64	17	3	12
	17	74	58	6	1	9
Leg. Dist. 24		2,016	1,487	189	28	312
Leg. Dist. 25						
	1	124	89	12	1	22
	2	84	68	3	0	13
	3	172	131	8	0	33
	4/12	136	101	6	2	27
	5	50	45	1	0	4
	6	118	87	13	1	17
	7	68	59	2	0	7
	8	104	83	5	0	16
	9	60	44	2	0	14
	10	100	84	5	0	11
	11	58	49	1	0	8
	13	82	60	5	0	17
	14/24	141	106	16	2	17
	15	59	43	4	0	12
	16	9	6	2	0	1



MAYOR  
CITY OF ROCHESTER  
DETAIL

LEGISLATIVE DISTRICT OR TOWN	ELECTION DISTRICT	TOTAL VOTERS	ROBERT J. DUFFY	ROBERT J. DUFFY	SCATTER	BLANK AND VOID
			DEM	IND		
Leg. Dist. 25						
	17	43	32	4	0	7
	18	156	104	18	1	33
	19/21	54	40	3	0	11
	20/25	150	121	11	0	18
	22	67	48	8	1	10
	23	5	4	0	0	1
Leg. Dist. 25		1,840	1,404	129	8	299
Leg. Dist. 26						
	1/13	71	54	10	0	7
	2	43	34	5	0	4
	3	89	56	15	0	18
	4	133	79	27	3	24
	5	83	63	10	0	10
	7	76	47	15	2	12
	8	89	65	9	0	15
	9	104	60	26	0	18
	10	80	51	15	1	13
	11	101	68	15	2	16
	12	158	107	21	1	29
	14	66	51	10	1	4
	15	98	59	14	4	21
	16	84	58	12	1	13
	17	2	0	1	0	1
Leg. Dist. 26		1,277	852	205	15	205
Leg. Dist. 27						
	1	117	86	15	2	14
	2	120	92	10	3	15
	3/24	113	86	12	2	13
	4	151	121	21	0	9
	5	131	112	7	0	12
	6	113	98	6	0	9
	7	135	99	16	0	20
	8	95	79	7	0	9
	9	158	124	11	3	20
	10	138	110	13	0	15
	11	101	79	8	1	13
	12	94	74	4	0	16
	13	97	79	6	0	12
	14	99	88	4	0	7
	15	86	67	2	0	17
	16	130	108	6	1	15
	17	49	39	3	0	7
	18	91	71	9	0	11
	19	105	83	8	1	13

MAYOR  
CITY OF ROCHESTER  
DETAIL

LEGISLATIVE DISTRICT OR TOWN	ELECTION DISTRICT	TOTAL VOTERS	ROBERT J. DUFFY	ROBERT J. DUFFY	SCATTER	BLANK AND VOID
			DEM	IND		
Leg. Dist. 27						
	20	63	55	2	0	6
	21	60	47	1	0	12
	22	140	113	8	0	19
	23	57	50	1	0	6
	27	89	65	12	0	12
	28	73	60	6	0	7
Leg. Dist. 27		2,605	2,085	198	13	309
Leg. Dist. 28						
	1	65	46	8	0	11
	2	73	45	7	2	19
	3	39	30	5	0	4
	4	104	71	15	0	18
	5	59	42	3	1	13
	6	75	43	14	0	18
	7	105	73	9	1	22
	8	99	74	6	0	19
	9	43	22	10	0	11
	10	41	24	4	0	13
	11/25	90	68	12	0	10
	12	37	27	2	0	8
	13	60	40	12	1	7
	14	51	30	7	1	13
	15	28	15	6	0	7
	16	72	51	8	0	13
	17	29	22	2	0	5
	18/19	83	62	9	0	12
	21	92	65	15	1	11
	22	31	24	4	0	3
	23/24	104	77	14	1	12
Leg. Dist. 28		1,380	951	172	8	249
Leg. Dist. 29						
	1/2	32	27	2	0	3
	3	73	53	7	0	13
	4	86	56	8	0	22
	5/7	86	65	6	0	15
	6	70	56	9	0	5
	8	101	74	10	0	17
	9	77	55	8	1	13
	10	86	63	5	0	18
	11	71	52	5	0	14
	12/17	66	50	4	0	12
	13	79	57	10	0	12
	14	78	54	9	0	15
	15	69	49	7	1	12

MAYOR  
CITY OF ROCHESTER  
DETAIL

LEGISLATIVE DISTRICT OR TOWN	ELECTION DISTRICT	TOTAL VOTERS	ROBERT J. DUFFY DEM	ROBERT J. DUFFY IND	SCATTER	BLANK AND VOID
Leg. Dist. 29						
	16	23	18	2	0	3
	18	106	65	17	0	24
	19	64	48	6	0	10
	20	78	52	7	1	18
	21	104	70	14	0	20
	22	79	65	4	0	10
	23	99	70	7	0	22
	24	85	61	6	1	17
	25	151	103	14	1	33
	26	46	35	5	0	6
	27	13	12	0	0	1
Leg. Dist. 29		1,822	1,310	172	5	335
GRAND TOTAL:		19,267	14,057	2,008	180	3,022

CITY COURT JUDGE  
SUMMARY

LEGISLATIVE DISTRICT OR TOWN	TOTAL VOTERS	THOMAS R. MORSE		BLANK AND VOID
		DEM	SCATTER	
Leg. Dist. 06	827	496	1	330
Leg. Dist. 07	571	296	1	274
Leg. Dist. 21	2,563	1,615	2	946
Leg. Dist. 22	1,021	648	0	373
Leg. Dist. 23	3,345	2,297	5	1,043
Leg. Dist. 24	2,016	1,366	3	647
Leg. Dist. 25	1,840	1,142	4	694
Leg. Dist. 26	1,277	755	3	519
Leg. Dist. 27	2,605	1,696	2	907
Leg. Dist. 28	1,380	801	4	575
Leg. Dist. 29	1,822	1,051	1	770
GRAND TOTAL:	19,267	12,163	26	7,078

CITY COURT JUDGE  
DETAIL

LEGISLATIVE DISTRICT OR TOWN	ELECTION DISTRICT	TOTAL VOTERS	THOMAS R. MORSE	SCATTER	BLANK AND VOID
			DEM		
Leg. Dist. 06					
	1	206	128	0	78
	2	76	50	0	26
	3	126	64	0	62
	4	145	90	0	55
	5	143	80	0	63
	6	131	84	1	46
Leg. Dist. 06		827	496	1	330
Leg. Dist. 07					
	1	244	129	0	115
	2	178	88	0	90
	3	149	79	1	69
Leg. Dist. 07		571	296	1	274
Leg. Dist. 21					
	1	134	79	0	55
	2	118	76	0	42
	3	54	32	0	22
	4	57	32	0	25
	5/16	112	71	0	41
	6	121	74	1	46
	7	166	114	0	52
	8/28	44	32	0	12
	9	99	60	0	39
	10	186	111	0	75
	11	44	30	0	14
	12	130	84	0	46
	13	55	40	0	15
	14	189	116	0	73
	15	110	56	0	54
	17	73	44	0	29
	18	80	47	0	33
	19	25	17	0	8
	20	63	44	1	18
	21	89	57	0	32
	22	66	43	0	23
	23/32	67	38	0	29
	24	143	91	0	52
	25	88	58	0	30
	26	66	46	0	20
	27	53	30	0	23
	29/30	38	26	0	12
	31/34	48	36	0	12
	33	45	31	0	14
Leg. Dist. 21		2,563	1,615	2	946
Leg. Dist. 22					
	1	78	53	0	25
	2	20	12	0	8
	3	63	27	0	36

CITY COURT JUDGE  
DETAIL

LEGISLATIVE DISTRICT OR TOWN	ELECTION DISTRICT	TOTAL VOTERS	THOMAS R. MORSE	SCATTER	BLANK AND VOID
			DEM		
Leg. Dist. 22	4	17	9	0	8
	5	47	28	0	19
	6	55	37	0	18
	7	28	17	0	11
	8	58	32	0	26
	9	33	26	0	7
	10	44	31	0	13
	11	59	41	0	18
	12	43	26	0	17
	13	20	16	0	4
	14	70	47	0	23
	15	66	45	0	21
	16	13	10	0	3
	17	26	15	0	11
	18	33	16	0	17
	19	29	21	0	8
	20	63	47	0	16
	21	34	19	0	15
	22	57	34	0	23
	23	34	23	0	11
	24	31	16	0	15
Leg. Dist. 22		1,021	648	0	373
Leg. Dist. 23	1	73	51	0	22
	2	116	83	0	33
	3	66	45	0	21
	4	158	110	0	48
	5	72	48	0	24
	6	58	45	0	13
	7	95	77	0	18
	8	91	68	0	23
	9	91	66	0	25
	10	101	69	0	32
	11	135	101	1	33
	12	190	136	0	54
	13	87	60	0	27
	14	82	55	0	27
	15	59	42	0	17
	16	71	53	0	18
	17	174	106	0	68
	18	186	107	0	79
	19	147	84	1	62
	20	155	106	0	49
	21	166	107	0	59
	22	116	75	0	41
	23	57	38	0	19
	24	159	115	0	44
	25	253	184	0	69

CITY COURT JUDGE  
DETAIL

LEGISLATIVE DISTRICT OR TOWN	ELECTION DISTRICT	TOTAL VOTERS	THOMAS R. MORSE	SCATTER	BLANK AND VOID
			DEM		
Leg. Dist. 23					
	26	267	191	0	76
	27	120	75	3	42
Leg. Dist. 23		<u>3,345</u>	<u>2,297</u>	<u>5</u>	<u>1,043</u>
Leg. Dist. 24					
	1	187	132	0	55
	2	147	115	0	32
	3	180	139	0	41
	4	116	62	0	54
	5	136	89	0	47
	6	93	59	0	34
	7	90	52	0	38
	8	122	94	0	28
	9	87	54	0	33
	10	141	112	1	28
	11	42	26	0	16
	12	47	22	0	25
	13	127	86	1	40
	14	144	103	1	40
	15	187	109	0	78
	16	96	59	0	37
	17	74	53	0	21
Leg. Dist. 24		<u>2,016</u>	<u>1,366</u>	<u>3</u>	<u>647</u>
Leg. Dist. 25					
	1	124	76	2	46
	2	84	53	0	31
	3	172	92	0	80
	4/12	136	91	0	45
	5	50	34	0	16
	6	118	69	1	48
	7	68	44	0	24
	8	104	66	0	38
	9	60	40	0	20
	10	100	72	0	28
	11	58	38	0	20
	13	82	54	0	28
	14/24	141	95	0	46
	15	59	31	0	28
	16	9	6	0	3
	17	43	25	0	18
	18	156	87	0	69
	19/21	54	37	0	17
	20/25	150	80	0	70
	22	67	49	1	17
	23	5	3	0	2
Leg. Dist. 25		<u>1,840</u>	<u>1,142</u>	<u>4</u>	<u>694</u>
Leg. Dist. 26					
	1/13	71	50	0	21

CITY COURT JUDGE  
DETAIL

LEGISLATIVE DISTRICT OR TOWN	ELECTION DISTRICT	TOTAL VOTERS	THOMAS R. MORSE	SCATTER	BLANK AND VOID
			DEM		
Leg. Dist. 26	2	43	27	0	16
	3	89	45	0	44
	4	133	64	0	69
	5	83	56	0	27
	7	76	44	0	32
	8	89	58	0	31
	9	104	60	0	44
	10	80	48	0	32
	11	101	63	0	38
	12	158	95	3	60
	14	66	43	0	23
	15	98	53	0	45
	16	84	49	0	35
	17	<u>2</u>	<u>0</u>	<u>0</u>	<u>2</u>
Leg. Dist. 26		1,277	755	3	519
Leg. Dist. 27	1	117	74	1	42
	2	120	78	1	41
	3/24	113	82	0	31
	4	151	106	0	45
	5	131	95	0	36
	6	113	73	0	40
	7	135	79	0	56
	8	95	55	0	40
	9	158	100	0	58
	10	138	90	0	48
	11	101	67	0	34
	12	94	60	0	34
	13	97	70	0	27
	14	99	73	0	26
	15	86	55	0	31
	16	130	81	0	49
	17	49	30	0	19
	18	91	63	0	28
	19	105	71	0	34
	20	63	39	0	24
	21	60	31	0	29
	22	140	86	0	54
	23	57	41	0	16
	27	89	53	0	36
	28	<u>73</u>	<u>44</u>	<u>0</u>	<u>29</u>
Leg. Dist. 27		2,605	1,696	2	907
Leg. Dist. 28	1	65	39	0	26
	2	73	34	0	39
	3	39	23	0	16
	4	104	55	0	49



CITY COURT JUDGE  
DETAIL

LEGISLATIVE DISTRICT OR TOWN	ELECTION DISTRICT	TOTAL VOTERS	THOMAS R. MORSE	SCATTER	BLANK AND VOID
			DEM		
Leg. Dist. 28	5	59	34	0	25
	6	75	36	0	39
	7	105	55	1	49
	8	99	62	0	37
	9	43	23	0	20
	10	41	19	1	21
	11/25	90	58	0	32
	12	37	21	0	16
	13	60	31	1	28
	14	51	30	0	21
	15	28	16	0	12
	16	72	46	0	26
	17	29	16	0	13
	18/19	83	60	0	23
	21	92	59	1	32
	22	31	21	0	10
	23/24	104	63	0	41
Leg. Dist. 28		1,380	801	4	575
Leg. Dist. 29	1/2	32	16	0	16
	3	73	48	0	25
	4	86	50	0	36
	5/7	86	50	0	36
	6	70	40	0	30
	8	101	61	0	40
	9	77	38	1	38
	10	86	43	0	43
	11	71	42	0	29
	12/17	66	43	0	23
	13	79	49	0	30
	14	78	46	0	32
	15	69	42	0	27
	16	23	15	0	8
	18	106	55	0	51
	19	64	37	0	27
	20	78	48	0	30
	21	104	72	0	32
	22	79	37	0	42
	23	99	42	0	57
	24	85	55	0	30
	25	151	83	0	68
	26	46	29	0	17
	27	13	10	0	3
Leg. Dist. 29		1,822	1,051	1	770
GRAND TOTAL:		19,267	12,163	26	7,078

MEMBER OF CITY COUNCIL - AT LARGE  
CITY OF ROCHESTER  
(VOTE FOR 5)  
PART 1 OF 2  
SUMMARY

LEGISLATIVE DISTRICT OR TOWN	TOTAL VOTERS	CAROLEE A. CONKLIN	MATT HAAG	LORETTA C. SCOTT	DANA K. MILLER	JACKLYN ORTIZ
		DEM	DEM	DEM	DEM	DEM
Leg. Dist. 06	4,135	466	409	413	415	394
Leg. Dist. 07	2,855	296	269	256	271	245
Leg. Dist. 21	12,815	1,528	1,473	1,548	1,489	1,445
Leg. Dist. 22	5,105	604	541	732	638	625
Leg. Dist. 23	16,725	2,192	2,141	2,028	2,065	2,004
Leg. Dist. 24	10,080	1,289	1,252	1,209	1,230	1,182
Leg. Dist. 25	9,200	1,138	1,022	1,262	1,145	1,057
Leg. Dist. 26	6,385	717	653	665	667	649
Leg. Dist. 27	13,025	1,711	1,466	1,881	1,810	1,543
Leg. Dist. 28	6,900	789	722	803	766	755
Leg. Dist. 29	9,110	1,011	934	1,126	1,009	1,020
GRAND TOTAL:	<u>96,335</u>	<u>11,741</u>	<u>10,882</u>	<u>11,923</u>	<u>11,505</u>	<u>10,919</u>

MEMBER OF CITY COUNCIL - AT LARGE  
CITY OF ROCHESTER  
(VOTE FOR 5)  
PART 2 OF 2  
SUMMARY

LEGISLATIVE DISTRICT OR TOWN	TOTAL VOTERS	HARRY L. DAVIS WOR	MATT HAAG WOR	LORETTA C. SCOTT WOR	DANA K. MILLER WOR	JACKLYN ORTIZ WOR	SCATTER	BLANK AND VOID
Leg. Dist. 06	4,135	128	108	108	114	105	9	1,466
Leg. Dist. 07	2,855	55	42	37	40	38	1	1,305
Leg. Dist. 21	12,815	258	196	194	194	199	5	4,286
Leg. Dist. 22	5,105	48	27	44	29	33	0	1,784
Leg. Dist. 23	16,725	304	243	202	225	223	17	5,081
Leg. Dist. 24	10,080	249	183	163	172	170	14	2,967
Leg. Dist. 25	9,200	138	93	117	93	101	6	3,028
Leg. Dist. 26	6,385	155	104	105	112	114	14	2,430
Leg. Dist. 27	13,025	193	135	151	141	129	8	3,857
Leg. Dist. 28	6,900	121	79	82	73	63	12	2,635
Leg. Dist. 29	9,110	128	89	94	82	83	0	3,534
<b>GRAND TOTAL:</b>	<b>96,335</b>	<b>1,777</b>	<b>1,299</b>	<b>1,297</b>	<b>1,275</b>	<b>1,258</b>	<b>86</b>	<b>32,373</b>

MEMBER OF CITY COUNCIL - AT LARGE  
CITY OF ROCHESTER  
(VOTE FOR 5)  
PART 1 OF 2  
DETAIL

LEGISLATIVE DISTRICT OR TOWN	ELECTION DISTRICT	TOTAL VOTERS	CAROLEE	MATT	LORETTA	DANA	JACKLYN
			A. CONKLIN	HAAG	C. SCOTT	K. MILLER	ORTIZ
			DEM	DEM	DEM	DEM	DEM
Leg. Dist. 06							
	1	1,030	115	106	112	105	99
	2	380	44	39	39	39	40
	3	630	70	53	54	57	51
	4	725	74	69	70	71	65
	5	715	83	73	72	76	73
	6	655	80	69	66	67	66
Leg. Dist. 06		4,135	466	409	413	415	394
Leg. Dist. 07							
	1	1,220	131	122	114	122	107
	2	890	90	80	80	85	76
	3	745	75	67	62	64	62
Leg. Dist. 07		2,855	296	269	256	271	245
Leg. Dist. 21							
	1	670	72	74	69	78	69
	2	590	74	72	65	70	66
	3	270	29	29	32	31	31
	4	285	36	31	39	31	34
	5/16	560	61	61	59	59	53
	6	605	70	72	71	68	66
	7	830	89	87	81	92	91
	8/28	220	31	32	26	30	28
	9	495	61	54	53	54	51
	10	930	108	108	115	102	105
	11	220	28	23	30	25	24
	12	650	75	74	74	77	70
	13	275	35	36	34	37	37
	14	945	112	111	114	104	99
	15	550	60	63	61	62	61
	17	365	41	40	51	44	41
	18	400	46	42	55	50	45
	19	125	19	17	23	18	16
	20	315	44	39	39	37	43
	21	445	55	49	64	55	56
	22	330	35	32	43	35	35
	23/32	335	40	34	41	33	37
	24	715	94	95	86	90	88
	25	440	55	54	65	57	53
	26	330	40	37	50	41	43
	27	265	33	27	33	34	28
	29/30	190	24	25	21	26	24
	31/34	240	34	30	28	28	28
	33	225	27	25	26	21	23
Leg. Dist. 21		12,815	1,528	1,473	1,548	1,489	1,445
Leg. Dist. 22							

MEMBER OF CITY COUNCIL - AT LARGE  
CITY OF ROCHESTER  
(VOTE FOR 5)  
PART 1 OF 2  
DETAIL

LEGISLATIVE DISTRICT OR TOWN	ELECTION DISTRICT	TOTAL VOTERS	CAROLEE A. CONKLIN	MATT HAAG	LORETTA C. SCOTT	DANA K. MILLER	JACKLYN ORTIZ
			DEM	DEM	DEM	DEM	DEM
Leg. Dist. 22							
	1	390	47	45	54	51	51
	2	100	13	10	14	10	15
	3	315	22	23	25	22	36
	4	85	9	6	13	8	10
	5	235	26	26	31	27	28
	6	275	36	34	44	38	35
	7	140	17	14	22	15	15
	8	290	28	21	35	27	23
	9	165	22	19	27	24	22
	10	220	35	25	35	33	27
	11	295	34	34	45	44	36
	12	215	25	22	33	28	24
	13	100	13	12	16	13	11
	14	350	41	39	49	46	41
	15	330	44	37	56	47	42
	16	65	10	9	10	10	12
	17	130	15	11	19	14	14
	18	165	14	13	21	16	20
	19	145	20	21	24	21	20
	20	315	44	43	53	47	49
	21	170	20	18	21	19	22
	22	285	37	32	44	37	40
	23	170	19	17	26	23	17
	24	155	13	10	15	18	15
Leg. Dist. 22		5,105	604	541	732	638	625
Leg. Dist. 23							
	1	365	51	48	46	47	44
	2	580	71	72	68	72	66
	3	330	39	36	38	38	37
	4	790	106	107	97	98	96
	5	360	46	45	44	43	41
	6	290	41	45	38	43	42
	7	475	65	66	66	64	62
	8	455	62	57	56	59	56
	9	455	65	61	48	55	63
	10	505	69	70	63	60	64
	11	675	90	102	89	94	98
	12	950	140	127	127	123	125
	13	435	48	45	46	50	49
	14	410	53	52	49	49	48
	15	295	38	40	42	41	37
	16	355	45	46	45	44	45
	17	870	108	105	98	99	88
	18	930	101	103	103	103	95

MEMBER OF CITY COUNCIL - AT LARGE  
CITY OF ROCHESTER  
(VOTE FOR 5)  
PART 1 OF 2  
DETAIL

LEGISLATIVE DISTRICT OR TOWN	ELECTION DISTRICT	TOTAL VOTERS	CAROLEE A. CONKLIN	MATT HAAG	LORETTA C. SCOTT	DANA K. MILLER	JACKLYN ORTIZ
			DEM	DEM	DEM	DEM	DEM
Leg. Dist. 23							
	19	735	79	72	77	75	73
	20	775	110	108	93	102	106
	21	830	117	101	93	91	81
	22	580	74	71	70	71	62
	23	285	39	37	35	33	34
	24	795	105	101	103	107	101
	25	1,265	169	166	155	162	157
	26	1,335	187	188	180	180	176
	27	600	74	70	59	62	58
Leg. Dist. 23		16,725	2,192	2,141	2,028	2,065	2,004
Leg. Dist. 24							
	1	935	129	128	123	129	115
	2	735	115	112	103	111	103
	3	900	131	132	119	123	123
	4	580	66	66	65	57	58
	5	680	80	81	70	81	73
	6	465	56	55	50	54	50
	7	450	49	52	52	49	50
	8	610	89	85	79	85	78
	9	435	46	45	45	49	43
	10	705	107	88	85	89	87
	11	210	22	19	24	22	25
	12	235	23	22	28	24	25
	13	635	88	79	73	77	66
	14	720	84	81	86	79	82
	15	935	106	102	108	100	102
	16	480	56	56	51	50	55
	17	370	42	49	48	51	47
Leg. Dist. 24		10,080	1,289	1,252	1,209	1,230	1,182
Leg. Dist. 25							
	1	620	80	69	76	76	69
	2	420	52	44	71	53	53
	3	860	94	82	127	104	87
	4/12	680	90	84	85	85	80
	5	250	31	29	40	37	34
	6	590	62	64	72	63	63
	7	340	44	39	51	40	41
	8	520	61	60	85	71	58
	9	300	41	34	52	44	37
	10	500	72	57	75	68	62
	11	290	36	32	44	40	37
	13	410	51	48	62	55	46
	14/24	705	98	88	82	87	82
	15	295	33	29	42	35	30

MEMBER OF CITY COUNCIL - AT LARGE  
CITY OF ROCHESTER  
(VOTE FOR 5)  
PART 1 OF 2  
DETAIL

LEGISLATIVE DISTRICT OR TOWN	ELECTION DISTRICT	TOTAL VOTERS	CAROLEE A. CONKLIN DEM	MATT HAAG DEM	LORETTA C. SCOTT DEM	DANA K. MILLER DEM	JACKLYN ORTIZ DEM
Leg. Dist. 25							
	16	45	5	5	5	5	5
	17	215	25	25	29	27	25
	18	780	91	81	95	89	85
	19/21	270	37	36	33	40	31
	20/25	750	81	70	88	79	85
	22	335	52	43	46	45	45
	23	25	2	3	2	2	2
Leg. Dist. 25		9,200	1,138	1,022	1,262	1,145	1,057
Leg. Dist. 26							
	1/13	355	48	45	49	46	52
	2	215	21	19	24	22	20
	3	445	42	40	43	46	40
	4	665	67	60	60	56	57
	5	415	54	52	50	50	49
	7	380	38	35	38	34	34
	8	445	52	50	56	56	48
	9	520	52	48	49	47	47
	10	400	48	41	41	40	39
	11	505	48	48	49	51	49
	12	790	108	98	90	100	97
	14	330	36	36	36	35	36
	15	490	60	46	43	46	47
	16	420	43	35	37	38	34
	17	10	0	0	0	0	0
Leg. Dist. 26		6,385	717	653	665	667	649
Leg. Dist. 27							
	1	585	81	72	88	82	75
	2	600	77	71	81	81	72
	3/24	565	82	71	73	80	72
	4	755	96	86	98	104	83
	5	655	100	74	99	107	86
	6	565	74	63	83	79	71
	7	675	76	66	86	85	67
	8	475	59	49	67	65	51
	9	790	116	96	109	122	96
	10	690	92	84	94	101	89
	11	505	68	58	71	75	56
	12	470	62	56	71	67	57
	13	485	72	59	79	75	64
	14	495	61	58	85	75	63
	15	430	48	41	67	57	49
	16	650	89	73	97	103	75
	17	245	31	28	31	31	26
	18	455	58	51	70	58	53

MEMBER OF CITY COUNCIL - AT LARGE  
CITY OF ROCHESTER  
(VOTE FOR 5)  
PART 1 OF 2  
DETAIL

LEGISLATIVE DISTRICT OR TOWN	ELECTION DISTRICT	TOTAL VOTERS	CAROLEE A. CONKLIN	MATT HAAG	LORETTA C. SCOTT	DANA K. MILLER	JACKLYN ORTIZ
			DEM	DEM	DEM	DEM	DEM
Leg. Dist. 27							
	19	525	68	55	77	72	62
	20	315	41	30	55	37	35
	21	300	36	31	45	39	34
	22	700	90	78	106	94	82
	23	285	39	32	46	35	34
	27	445	52	49	57	49	51
	28	365	43	35	46	37	40
Leg. Dist. 27		13,025	1,711	1,466	1,881	1,810	1,543
Leg. Dist. 28							
	1	325	34	37	40	36	34
	2	365	35	30	36	34	35
	3	195	23	24	25	25	25
	4	520	57	47	67	56	47
	5	295	31	31	32	33	33
	6	375	36	31	35	38	41
	7	525	57	55	53	62	55
	8	495	59	54	62	54	58
	9	215	21	22	21	21	22
	10	205	20	18	18	18	17
	11/25	450	55	56	59	60	58
	12	185	22	20	22	24	20
	13	300	32	27	35	31	32
	14	255	29	24	28	24	26
	15	140	13	16	18	16	13
	16	360	42	36	44	39	34
	17	145	15	13	15	14	13
	18/19	415	61	44	51	50	52
	21	460	61	53	58	53	59
	22	155	18	15	23	17	18
	23/24	520	68	69	61	61	63
Leg. Dist. 28		6,900	789	722	803	766	755
Leg. Dist. 29							
	1/2	160	15	13	19	13	14
	3	365	52	45	51	53	45
	4	430	43	48	47	44	44
	5/7	430	52	51	60	53	54
	6	350	36	32	38	37	39
	8	505	65	63	65	65	60
	9	385	38	34	45	39	41
	10	430	40	37	49	42	48
	11	355	42	38	43	38	38
	12/17	330	35	34	42	37	42
	13	395	47	36	55	42	46
	14	390	41	37	46	43	47



MEMBER OF CITY COUNCIL - AT LARGE  
CITY OF ROCHESTER  
(VOTE FOR 5)  
PART 1 OF 2  
DETAIL

LEGISLATIVE DISTRICT OR TOWN	ELECTION DISTRICT	TOTAL VOTERS	CAROLEE A. CONKLIN DEM	MATT HAAG DEM	LORETTA C. SCOTT DEM	DANA K. MILLER DEM	JACKLYN ORTIZ DEM
Leg. Dist. 29	15	345	42	39	51	40	41
	16	115	14	13	16	14	15
	18	530	58	53	52	54	52
	19	320	36	33	38	30	29
	20	390	43	42	51	49	41
	21	520	65	62	64	61	60
	22	395	42	39	53	43	44
	23	495	41	35	51	40	55
	24	425	47	44	55	52	46
	25	755	80	73	89	81	82
	26	230	26	24	35	28	25
	27	65	11	9	11	11	12
Leg. Dist. 29		9,110	1,011	934	1,126	1,009	1,020
GRAND TOTAL:		96,335	11,741	10,882	11,923	11,505	10,919

MEMBER OF CITY COUNCIL - AT LARGE  
CITY OF ROCHESTER  
(VOTE FOR 5)  
PART 2 OF 2  
DETAIL

LEGISLATIVE DISTRICT OR TOWN	ELECTION DISTRICT	TOTAL VOTERS	HARRY L. DAVIS WOR	MATT HAAG WOR	LORETTA C. SCOTT WOR	DANA K. MILLER WOR	JACKLYN ORTIZ WOR	SCATTER	BLANK AND VOID
Leg. Dist. 06	1	1,030	36	25	24	26	26	2	354
	2	380	11	8	9	9	8	0	134
	3	630	19	16	15	16	17	0	262
	4	725	2	24	19	20	19	1	291
	5	715	31	18	20	19	15	5	230
	6	655	29	17	21	24	20	1	195
Leg. Dist. 06		4,135	128	108	108	114	105	9	1,466
Leg. Dist. 07	1	1,220	17	15	16	16	17	0	543
	2	890	22	17	10	13	8	0	409
	3	745	16	10	11	11	13	1	353
Leg. Dist. 07		2,855	55	42	37	40	38	1	1,305
Leg. Dist. 21	1	670	19	17	14	14	12	3	229
	2	590	7	6	8	7	5	0	210
	3	270	3	0	0	0	0	0	115
	4	285	3	3	3	3	3	0	99
	5/16	560	24	20	18	19	18	0	168
	6	605	18	5	7	6	10	0	212
	7	830	14	14	13	14	14	0	321
	8/28	220	5	2	1	1	2	0	62
	9	495	12	9	11	13	13	0	164
	10	930	11	9	9	11	9	0	343
	11	220	1	4	3	3	4	0	75
	12	650	27	16	14	16	14	0	193
	13	275	13	8	8	7	7	0	53
	14	945	12	12	12	13	11	0	345
	15	550	10	7	8	9	7	0	202
	17	365	8	6	5	3	7	0	119
	18	400	5	5	6	5	5	0	136
	19	125	0	0	0	0	0	0	32
	20	315	7	7	5	7	7	0	80
	21	445	6	2	5	2	5	0	146
	22	330	6	5	6	4	6	1	122
	23/32	335	8	7	6	7	6	0	116
	24	715	11	10	9	9	11	0	212
	25	440	5	2	2	2	4	1	140
	26	330	5	3	4	3	3	0	101
	27	265	4	2	2	2	3	0	97
	29/30	190	5	3	2	2	2	0	56
	31/34	240	4	6	7	6	6	0	63
	33	225	5	6	6	6	5	0	75

MEMBER OF CITY COUNCIL - AT LARGE  
CITY OF ROCHESTER  
(VOTE FOR 5)  
PART 2 OF 2  
DETAIL

LEGISLATIVE DISTRICT OR TOWN	ELECTION DISTRICT	TOTAL VOTERS	HARRY L. DAVIS	MATT HAAG	LORETTA C. SCOTT	DANA K. MILLER	JACKLYN ORTIZ	SCATTER	BLANK AND VOID
			WOR	WOR	WOR	WOR	WOR		
Leg. Dist. 21		12,815	258	196	194	194	199	5	4,286
Leg. Dist. 22									
	1	390	5	4	5	3	4	0	121
	2	100	0	0	0	0	1	0	37
	3	315	4	2	2	2	3	0	174
	4	85	0	0	0	0	0	0	39
	5	235	0	0	0	0	0	0	97
	6	275	2	1	1	3	3	0	78
	7	140	0	0	1	0	0	0	56
	8	290	11	7	9	8	7	0	114
	9	165	1	1	1	1	2	0	45
	10	220	1	0	1	1	1	0	61
	11	295	4	1	2	2	1	0	92
	12	215	1	0	2	0	0	0	80
	13	100	0	1	0	0	0	0	34
	14	350	4	2	3	1	0	0	124
	15	330	4	1	1	1	2	0	95
	16	65	1	0	1	0	0	0	12
	17	130	2	2	3	2	2	0	46
	18	165	0	1	1	0	2	0	77
	19	145	2	0	0	0	1	0	36
	20	315	1	0	2	0	1	0	75
	21	170	1	0	2	1	1	0	65
	22	285	2	0	2	1	0	0	90
	23	170	0	1	0	1	0	0	66
	24	155	2	3	5	2	2	0	70
Leg. Dist. 22		5,105	48	27	44	29	33	0	1,784
Leg. Dist. 23									
	1	365	9	10	5	8	6	0	91
	2	580	24	15	14	14	16	0	148
	3	330	13	10	7	6	8	3	95
	4	790	12	8	9	8	6	2	241
	5	360	5	4	4	5	5	0	118
	6	290	2	5	5	4	3	1	61
	7	475	13	15	13	14	17	0	80
	8	455	7	8	8	7	6	0	129
	9	455	7	6	5	5	4	5	131
	10	505	7	6	5	6	6	0	149
	11	675	9	9	6	8	10	1	159
	12	950	12	12	12	11	10	0	251
	13	435	10	8	6	6	7	0	160
	14	410	8	7	6	5	5	0	128
	15	295	3	3	3	3	3	0	82

MEMBER OF CITY COUNCIL - AT LARGE  
CITY OF ROCHESTER  
(VOTE FOR 5)  
PART 2 OF 2  
DETAIL

LEGISLATIVE DISTRICT OR TOWN	ELECTION DISTRICT	TOTAL VOTERS	HARRY	MATT	LORETTA	DANA	JACKLYN	SCATTER	BLANK AND VOID
			L. DAVIS WOR	HAAG WOR	C. SCOTT WOR	K. MILLER WOR	ORTIZ WOR		
Leg. Dist. 23									
	16	355	6	7	5	6	6	0	100
	17	870	13	11	7	12	9	1	319
	18	930	21	13	11	12	13	1	354
	19	735	13	7	7	6	5	1	320
	20	775	13	12	8	12	11	0	200
	21	830	19	9	10	9	10	0	290
	22	580	16	11	8	13	12	0	172
	23	285	4	4	3	6	2	1	87
	24	795	11	6	5	6	6	0	244
	25	1,265	17	14	13	16	17	0	379
	26	1,335	15	8	4	7	8	0	382
	27	600	15	15	13	10	12	1	211
Leg. Dist. 23		16,725	304	243	202	225	223	17	5,081
Leg. Dist. 24									
	1	935	23	16	15	14	13	1	229
	2	735	16	9	9	9	11	2	135
	3	900	23	13	11	13	9	0	203
	4	580	14	9	13	12	13	1	206
	5	680	12	8	9	10	9	2	245
	6	465	13	9	9	10	9	1	149
	7	450	10	6	6	8	6	1	161
	8	610	17	14	9	12	9	0	133
	9	435	14	12	10	10	10	0	151
	10	705	14	18	18	18	20	0	161
	11	210	5	3	1	2	1	0	86
	12	235	4	4	2	4	3	0	96
	13	635	21	17	13	16	16	3	166
	14	720	23	22	17	14	17	1	214
	15	935	12	6	5	4	6	0	384
	16	480	17	13	11	12	12	2	145
	17	370	11	4	5	4	6	0	103
Leg. Dist. 24		10,080	249	183	163	172	170	14	2,967
Leg. Dist. 25									
	1	620	12	11	9	5	9	0	204
	2	420	4	1	2	2	0	0	138
	3	860	10	5	9	5	6	0	331
	4/12	680	17	12	10	10	12	0	195
	5	250	2	0	0	0	0	3	74
	6	590	23	8	14	10	11	1	199
	7	340	2	1	3	2	3	0	114
	8	520	3	1	4	2	2	0	173
	9	300	2	2	3	2	2	0	81

MEMBER OF CITY COUNCIL - AT LARGE  
CITY OF ROCHESTER  
(VOTE FOR 5)  
PART 2 OF 2  
DETAIL

LEGISLATIVE DISTRICT OR TOWN	ELECTION DISTRICT	TOTAL VOTERS	HARRY	MATT	LORETTA	DANA	JACKLYN	SCATTER	BLANK AND VOID
			L. DAVIS WOR	HAAG WOR	C. SCOTT WOR	K. MILLER WOR	ORTIZ WOR		
Leg. Dist. 25									
	10	500	5	4	6	7	5	0	139
	11	290	2	2	4	2	3	0	88
	13	410	0	2	4	2	3	1	136
	14/24	705	16	19	20	17	18	0	178
	15	295	2	2	1	3	1	0	117
	16	45	0	0	0	0	0	0	20
	17	215	2	0	1	1	1	0	79
	18	780	16	8	10	9	8	0	288
	19/21	270	4	2	4	3	3	0	77
	20/25	750	11	6	5	5	7	0	313
	22	335	5	7	8	6	7	1	70
	23	25	0	0	0	0	0	0	14
Leg. Dist. 25		9,200	138	93	117	93	101	6	3,028
Leg. Dist. 26									
	1/13	355	5	3	1	1	1	1	103
	2	215	9	9	9	9	9	1	63
	3	445	12	10	7	8	8	0	189
	4	665	19	11	10	12	12	0	301
	5	415	11	7	7	6	8	0	121
	7	380	15	8	11	11	11	0	145
	8	445	7	1	4	2	2	4	163
	9	520	17	8	10	14	10	0	218
	10	400	8	8	8	9	10	0	148
	11	505	13	8	8	9	8	0	214
	12	790	12	11	10	8	13	2	241
	14	330	8	6	7	7	5	2	116
	15	490	10	7	6	7	7	3	208
	16	420	9	7	7	9	10	1	190
	17	10	0	0	0	0	0	0	10
Leg. Dist. 26		6,385	155	104	105	112	114	14	2,430
Leg. Dist. 27									
	1	585	11	7	7	7	5	1	149
	2	600	11	8	10	7	6	0	176
	3/24	565	13	14	12	13	12	1	122
	4	755	21	16	18	17	20	0	196
	5	655	9	6	4	5	6	0	159
	6	565	7	2	4	3	3	0	176
	7	675	12	14	14	14	12	0	229
	8	475	0	2	1	1	2	0	178
	9	790	5	6	7	6	7	2	218
	10	690	13	8	6	4	6	0	193
	11	505	7	4	7	5	6	1	147

MEMBER OF CITY COUNCIL - AT LARGE  
CITY OF ROCHESTER  
(VOTE FOR 5)  
PART 2 OF 2  
DETAIL

LEGISLATIVE DISTRICT OR TOWN	ELECTION DISTRICT	TOTAL VOTERS	HARRY	MATT	LORETTA	DANA	JACKLYN	SCATTER	BLANK AND VOID
			L. DAVIS WOR	HAAG WOR	C. SCOTT WOR	K. MILLER WOR	ORTIZ WOR		
Leg. Dist. 27									
	12	470	4	2	3	3	0	0	145
	13	485	10	5	5	6	6	0	104
	14	495	7	4	2	5	2	1	132
	15	430	5	3	5	4	3	0	148
	16	650	6	3	4	5	2	0	193
	17	245	2	2	4	3	3	2	82
	18	455	12	5	5	4	3	0	136
	19	525	7	4	8	7	6	0	159
	20	315	2	0	1	1	1	0	112
	21	300	1	2	3	3	3	0	103
	22	700	10	6	5	6	6	0	217
	23	285	4	1	2	2	1	0	89
	27	445	9	8	9	6	5	0	150
	28	365	5	3	5	4	3	0	144
Leg. Dist. 27		13,025	193	135	151	141	129	8	3,857
Leg. Dist. 28									
	1	325	9	7	7	7	6	0	108
	2	365	6	5	7	5	4	0	168
	3	195	5	1	2	2	2	0	61
	4	520	6	5	5	4	6	0	220
	5	295	4	3	3	3	3	0	119
	6	375	8	7	4	5	4	0	166
	7	525	6	2	4	3	3	0	225
	8	495	6	4	3	4	3	0	188
	9	215	5	4	2	2	2	0	93
	10	205	2	1	1	1	1	0	108
	11/25	450	9	4	4	3	3	0	139
	12	185	3	2	4	1	2	0	65
	13	300	6	6	7	4	4	5	111
	14	255	6	6	5	6	4	0	97
	15	140	2	0	0	0	0	0	62
	16	360	7	3	5	3	4	0	143
	17	145	3	1	2	2	1	0	66
	18/19	415	7	5	6	6	5	0	128
	21	460	13	10	6	9	4	5	129
	22	155	2	1	2	1	0	0	58
	23/24	520	6	2	3	2	2	2	181
Leg. Dist. 28		6,900	121	79	82	73	63	12	2,635
Leg. Dist. 29									
	1/2	160	2	2	3	2	1	0	76
	3	365	2	3	4	1	2	0	107
	4	430	4	3	4	4	3	0	186

MEMBER OF CITY COUNCIL - AT LARGE  
CITY OF ROCHESTER  
(VOTE FOR 5)  
PART 2 OF 2  
DETAIL

LEGISLATIVE DISTRICT OR TOWN	ELECTION DISTRICT	TOTAL VOTERS	HARRY L. DAVIS	MATT HAAG	LORETTA C. SCOTT	DANA K. MILLER	JACKLYN ORTIZ	SCATTER	BLANK AND VOID
			WOR	WOR	WOR	WOR	WOR		
Leg. Dist. 29	5/7	430	4	3	2	1	2	0	148
	6	350	4	5	3	4	4	0	148
	8	505	10	4	5	5	4	0	159
	9	385	3	1	2	1	1	0	180
	10	430	4	2	4	4	3	0	197
	11	355	6	4	2	5	3	0	136
	12/17	330	8	5	7	6	6	0	108
	13	395	1	2	3	2	3	0	158
	14	390	7	7	6	5	3	0	148
	15	345	4	2	3	5	5	0	113
	16	115	3	2	3	2	2	0	31
	18	530	11	9	4	9	6	0	222
	19	320	3	2	3	3	5	0	138
	20	390	13	7	8	2	2	0	132
	21	520	15	6	11	9	8	0	159
	22	395	1	0	1	0	3	0	169
	23	495	2	4	1	0	2	0	264
	24	425	8	7	7	5	5	0	149
	25	755	10	7	6	6	6	0	315
	26	230	3	2	2	1	3	0	81
	27	65	0	0	0	0	1	0	10
Leg. Dist. 29		9,110	128	89	94	82	83	0	3,534
GRAND TOTAL:		96,335	1,777	1,299	1,297	1,275	1,258	86	32,373

COMMISSIONER OF SCHOOLS  
CITY OF ROCHESTER  
(VOTE FOR 3)  
SUMMARY

LEGISLATIVE DISTRICT OR TOWN	TOTAL VOTERS	VAN H. WHITE	CYNTHIA A. ELLIOTT	JOSE A. CRUZ	VAN H. WHITE	HOWARD J. EAGLE	CHRISTOPHER EDES	THOMAS F. BRENNAN	SCATTER	BLANK AND VOID
		DEM	DEM	DEM	WOR	WOR	LBT	W-IN		
Leg. Dist. 06	2,481	395	252	435	103	266	153	66	3	808
Leg. Dist. 07	1,713	247	168	278	39	94	42	26	1	818
Leg. Dist. 21	7,689	1,545	1,003	1,560	190	447	231	167	5	2,541
Leg. Dist. 22	3,063	697	618	635	35	81	33	4	3	957
Leg. Dist. 23	10,035	2,097	1,012	2,151	188	615	360	394	17	3,201
Leg. Dist. 24	6,048	1,227	668	1,312	159	383	237	219	18	1,825
Leg. Dist. 25	5,520	1,189	908	1,140	111	273	116	49	5	1,729
Leg. Dist. 26	3,831	682	392	691	108	276	155	116	6	1,405
Leg. Dist. 27	7,815	1,838	1,284	1,684	142	444	166	73	16	2,168
Leg. Dist. 28	4,140	776	548	805	91	236	100	62	8	1,514
Leg. Dist. 29	5,466	1,094	848	1,104	87	256	130	32	3	1,912
<b>GRAND TOTAL:</b>	<b>57,801</b>	<b>11,787</b>	<b>7,701</b>	<b>11,795</b>	<b>1,253</b>	<b>3,371</b>	<b>1,723</b>	<b>1,208</b>	<b>85</b>	<b>18,878</b>



COMMISSIONER OF SCHOOLS  
CITY OF ROCHESTER  
(VOTE FOR 3)  
DETAIL

LEGISLATIVE DISTRICT OR TOWN	ELECTION DISTRICT	TOTAL VOTERS	VAN H. WHITE	CYNTHIA A. ELLIOTT	JOSE A. CRUZ	VAN H. WHITE	HOWARD J. EAGLE	CHRISTOPHER EDES	THOMAS F. BRENNAN	SCATTER	BLANK AND VOID
			DEM	DEM	DEM	WOR	WOR	LBT	W-IN		
Leg. Dist. 06											
	1	618	97	66	102	23	64	44	23	0	199
	2	228	38	25	43	5	22	12	1	0	82
	3	378	53	37	67	14	37	17	9	0	144
	4	435	69	37	72	18	54	24	11	0	150
	5	429	70	38	77	20	46	32	18	2	126
	6	393	68	49	74	23	43	24	4	1	107
		2,481	395	252	435	103	266	153	66	3	808
Leg. Dist. 07											
	1	732	107	58	120	15	36	14	17	0	365
	2	534	78	58	84	13	31	22	8	1	239
	3	447	62	52	74	11	27	6	1	0	214
		1,713	247	168	278	39	94	42	26	1	818
Leg. Dist. 21											
	1	402	68	46	74	15	29	16	9	2	143
	2	354	70	32	73	3	14	11	18	0	133
	3	162	35	21	30	3	11	0	2	0	60
	4	171	35	22	40	3	9	2	0	0	60
	5/16	336	60	31	64	12	26	23	9	0	111
	6	363	66	57	66	10	20	20	0	0	124
	7	498	99	41	89	10	23	10	31	0	195
	8/28	132	27	10	30	4	10	3	9	0	39
	9	297	51	30	56	8	13	8	0	0	131
	10	558	116	64	110	9	20	11	16	0	212
	11	132	27	19	29	4	7	2	0	0	44
	12	390	68	50	80	16	23	18	10	0	125
	13	165	34	20	40	8	19	6	6	0	32
	14	567	108	76	116	17	35	15	8	0	192

COMMISSIONER OF SCHOOLS  
CITY OF ROCHESTER  
(VOTE FOR 3)  
DETAIL

LEGISLATIVE DISTRICT OR TOWN	ELECTION DISTRICT	TOTAL VOTERS	VAN H. WHITE	CYNTHIA A. ELLIOTT	JOSE A. CRUZ	VAN H. WHITE	HOWARD J. EAGLE	CHRISTOPHER EDES	THOMAS F. BRENNAN	SCATTER	BLANK AND VOID
			DEM	DEM	DEM	WOR	WOR	LBT	W-IN		
Leg. Dist. 21											
	15	330	59	41	68	12	19	7	7	0	117
	17	219	51	33	45	4	8	7	6	0	65
	18	240	53	43	49	3	13	2	2	1	74
	19	75	21	14	17	0	5	1	2	0	15
	20	189	40	28	43	7	13	7	1	0	50
	21	267	55	52	53	3	16	5	0	1	82
	22	198	41	38	36	5	11	10	0	1	56
	23/32	201	43	30	46	3	9	4	6	0	60
	24	429	90	41	98	8	29	17	16	0	130
	25	264	67	39	51	3	16	4	5	0	79
	26	198	47	34	43	4	10	6	1	0	53
	27	159	31	28	32	5	10	5	0	0	48
	29/30	114	24	17	23	3	14	4	0	0	29
	31/34	144	29	26	30	5	7	3	3	0	41
	33	135	30	20	29	3	8	4	0	0	41
Leg. Dist. 21		7,689	1,545	1,003	1,560	190	447	231	167	5	2,541
Leg. Dist. 22											
	1	234	52	49	48	4	12	5	0	0	64
	2	60	10	11	15	0	1	1	0	0	22
	3	189	25	31	36	2	7	3	0	1	84
	4	51	9	7	5	1	2	0	1	2	24
	5	141	33	26	27	1	1	0	0	0	53
	6	165	41	37	33	1	2	0	0	0	51
	7	84	22	21	15	0	1	0	0	0	25
	8	174	31	23	28	5	11	10	0	0	66
	9	99	27	21	25	2	4	1	0	0	19
	10	132	34	35	31	2	0	0	0	0	30

COMMISSIONER OF SCHOOLS  
 CITY OF ROCHESTER  
 (VOTE FOR 3)  
 DETAIL

LEGISLATIVE DISTRICT OR TOWN	ELECTION DISTRICT	TOTAL VOTERS	VAN H. WHITE	CYNTHIA A. ELLIOTT	JOSE A. CRUZ	VAN H. WHITE	HOWARD J. EAGLE	CHRISTOPHER EDES	THOMAS F. BRENNAN	SCATTER	BLANK AND VOID
			DEM	DEM	DEM	WOR	WOR	LBT	W-IN		
Leg. Dist. 22											
	11	177	44	34	32	2	8	3	1	0	53
	12	129	33	30	22	0	1	1	0	0	42
	13	60	14	9	14	1	1	0	0	0	21
	14	210	46	41	45	5	4	1	0	0	68
	15	198	53	47	42	2	4	1	0	0	49
	16	39	9	6	12	0	1	0	0	0	11
	17	78	19	15	16	2	3	1	0	0	22
	18	99	18	21	21	0	1	1	0	0	37
	19	87	22	16	23	2	1	0	0	0	23
	20	189	52	47	45	0	2	1	0	0	42
	21	102	21	21	22	1	4	1	0	0	32
	22	171	44	33	42	0	2	0	2	0	48
	23	102	23	23	18	0	3	1	0	0	34
	24	93	15	14	18	2	5	2	0	0	37
Leg. Dist. 22		3,063	697	618	635	35	81	33	4	3	957
Leg. Dist. 23											
	1	219	43	19	42	7	20	10	11	0	67
	2	348	74	50	79	9	17	11	6	0	102
	3	198	39	25	39	4	18	9	3	2	59
	4	474	109	36	112	8	32	17	36	0	124
	5	216	49	24	41	5	12	7	6	0	72
	6	174	44	25	40	3	10	6	6	0	40
	7	285	70	34	73	6	21	15	8	1	57
	8	273	56	32	59	6	26	9	7	0	78
	9	273	54	31	63	6	17	11	9	3	79
	10	303	63	31	68	4	20	12	9	0	96
	11	405	92	29	99	12	24	10	37	0	102

COMMISSIONER OF SCHOOLS  
 CITY OF ROCHESTER  
 (VOTE FOR 3)  
 DETAIL

LEGISLATIVE DISTRICT OR TOWN	ELECTION DISTRICT	TOTAL VOTERS	VAN H. WHITE	CYNTHIA A. ELLIOTT	JOSE A. CRUZ	VAN H. WHITE	HOWARD J. EAGLE	CHRISTOPHER EDES	THOMAS F. BRENNAN	SCATTER	BLANK AND VOID
			DEM	DEM	DEM	WOR	WOR	LBT	W-IN		
Leg. Dist. 23											
	12	570	123	60	136	8	30	12	26	1	174
	13	261	50	30	52	5	20	8	7	0	89
	14	246	50	28	54	7	11	12	8	1	75
	15	177	37	20	32	3	14	12	5	0	54
	16	213	45	32	47	7	8	8	5	0	61
	17	522	97	52	100	10	35	18	11	0	199
	18	558	104	56	97	8	30	16	10	0	237
	19	441	81	35	80	7	24	12	7	1	194
	20	465	101	36	105	9	29	13	55	3	114
	21	498	95	41	99	8	32	22	18	2	181
	22	348	78	31	73	8	22	13	19	0	104
	23	171	33	20	33	6	9	3	2	1	64
	24	477	105	74	105	5	18	11	10	0	149
	25	759	161	61	171	10	40	30	37	0	249
	26	801	176	64	182	7	52	32	26	2	260
	27	360	68	36	70	10	24	21	10	0	121
Leg. Dist. 23		10,035	2,097	1,012	2,151	188	615	360	394	17	3,201
Leg. Dist. 24											
	1	561	124	43	133	16	35	11	39	3	157
	2	441	113	42	114	8	28	12	30	0	94
	3	540	130	47	135	11	38	23	32	1	123
	4	348	63	39	73	14	22	18	5	1	113
	5	408	79	41	85	9	26	12	21	3	132
	6	279	50	23	52	10	21	16	7	1	99
	7	270	51	32	51	4	16	13	9	1	93
	8	366	78	38	80	7	25	28	12	2	96
	9	261	50	25	49	11	20	5	2	2	97

COMMISSIONER OF SCHOOLS  
CITY OF ROCHESTER  
(VOTE FOR 3)  
DETAIL

LEGISLATIVE DISTRICT OR TOWN	ELECTION DISTRICT	TOTAL VOTERS	VAN H. WHITE	CYNTHIA A. ELLIOTT	JOSE A. CRUZ	VAN H. WHITE	HOWARD J. EAGLE	CHRISTOPHER EDES	THOMAS F. BRENNAN	SCATTER	BLANK AND VOID
			DEM	DEM	DEM	WOR	WOR	LBT	W-IN		
Leg. Dist. 24											
	10	423	90	42	105	11	26	24	22	2	101
	11	126	19	18	17	1	5	6	1	0	59
	12	141	26	17	29	3	6	3	0	0	57
	13	381	68	51	88	15	28	17	14	1	99
	14	432	86	51	89	13	36	15	6	1	135
	15	561	102	81	103	10	24	13	6	0	222
	16	288	51	32	57	11	19	14	13	0	91
	17	222	47	46	52	5	8	7	0	0	57
Leg. Dist. 24		6,048	1,227	668	1,312	159	383	237	219	18	1,825
Leg. Dist. 25											
	1	372	70	43	79	9	25	11	2	1	132
	2	252	58	58	53	4	6	3	1	0	69
	3	516	119	95	98	5	18	3	0	0	178
	4/12	408	81	41	89	13	30	19	14	0	121
	5	150	37	28	32	0	9	2	0	0	42
	6	354	59	52	70	12	17	7	4	2	131
	7	204	51	46	44	4	8	3	0	0	48
	8	312	75	59	67	2	15	5	0	0	89
	9	180	44	44	37	1	6	1	0	0	47
	10	300	77	48	65	7	16	4	9	0	74
	11	174	41	44	36	4	5	2	0	0	42
	13	246	60	62	47	3	8	1	0	0	65
	14/24	423	85	53	88	15	31	17	10	1	123
	15	177	36	39	29	6	6	1	0	0	60
	16	27	6	5	6	0	0	1	1	0	8
	17	129	33	24	24	1	7	0	0	0	40
	18	468	94	57	88	9	29	12	4	1	174

COMMISSIONER OF SCHOOLS  
CITY OF ROCHESTER  
(VOTE FOR 3)  
DETAIL

LEGISLATIVE DISTRICT OR TOWN	ELECTION DISTRICT	TOTAL VOTERS	VAN H. WHITE	CYNTHIA A. ELLIOTT	JOSE A. CRUZ	VAN H. WHITE	HOWARD J. EAGLE	CHRISTOPHER EDES	THOMAS F. BRENNAN	SCATTER	BLANK AND VOID
			DEM	DEM	DEM	WOR	WOR	LBT	W-IN		
Leg. Dist. 25											
	19/21	162	38	15	42	6	12	5	0	0	44
	20/25	450	79	65	95	6	15	7	0	0	183
	22	201	44	27	48	4	9	11	4	0	54
	23	15	2	3	3	0	1	1	0	0	5
		5,520	1,189	908	1,140	111	273	116	49	5	1,729
Leg. Dist. 25											
Leg. Dist. 26											
	1/13	213	41	33	42	5	14	9	6	0	63
	2	129	25	12	23	8	12	8	1	0	40
	3	267	46	26	44	7	20	14	8	0	102
	4	399	60	33	67	11	28	18	6	0	176
	5	249	45	32	51	10	20	8	1	0	82
	7	228	39	27	42	9	18	7	4	0	82
	8	267	57	38	54	2	11	8	2	0	95
	9	312	48	21	50	14	26	17	17	0	119
	10	240	48	25	42	3	22	8	3	0	89
	11	303	52	33	56	4	15	8	7	1	127
	12	474	88	46	94	10	34	18	29	3	152
	14	198	36	18	33	9	21	6	8	0	67
	15	294	56	23	50	9	19	16	17	1	103
	16	252	41	25	43	7	16	10	7	1	102
	17	6	0	0	0	0	0	0	0	0	6
		3,831	682	392	691	108	276	155	116	6	1,405
Leg. Dist. 26											
Leg. Dist. 27											
	1	351	79	56	79	9	22	9	2	3	92
	2	360	95	43	81	1	20	11	6	1	102
	3/24	339	83	54	73	10	25	10	6	0	78
	4	453	104	70	100	15	34	11	6	1	112

COMMISSIONER OF SCHOOLS  
CITY OF ROCHESTER  
(VOTE FOR 3)  
DETAIL

LEGISLATIVE DISTRICT OR TOWN	ELECTION DISTRICT	TOTAL VOTERS	VAN H. WHITE	CYNTHIA A. ELLIOTT	JOSE A. CRUZ	VAN H. WHITE	HOWARD J. EAGLE	CHRISTOPHER EDES	THOMAS F. BRENNAN	SCATTER	BLANK AND VOID
			DEM	DEM	DEM	WOR	WOR	LBT	W-IN		
Leg. Dist. 27											
	5	393	92	56	96	4	30	11	8	0	96
	6	339	82	54	79	5	17	1	1	0	100
	7	405	84	57	82	13	29	15	3	0	122
	8	285	64	50	57	3	8	3	1	0	99
	9	474	115	60	102	9	28	8	9	3	140
	10	414	89	61	85	5	34	12	4	2	122
	11	303	71	45	64	6	22	8	3	2	82
	12	282	65	54	60	4	12	9	2	0	76
	13	291	75	63	70	5	16	5	0	0	57
	14	297	77	52	67	3	15	5	1	0	77
	15	258	59	48	51	4	9	3	2	1	81
	16	390	94	61	92	7	17	5	8	0	106
	17	147	33	23	31	2	6	3	3	1	45
	18	273	66	51	58	6	16	7	0	0	69
	19	315	78	46	60	7	24	6	3	2	89
	20	189	45	48	33	1	5	2	0	0	55
	21	180	44	32	34	2	9	1	0	0	58
	22	420	98	88	86	6	21	4	0	0	117
	23	171	43	32	37	4	9	2	1	0	43
	27	267	58	43	61	8	12	7	4	0	74
	28	219	45	37	46	3	4	8	0	0	76
		<u>7,815</u>	<u>1,838</u>	<u>1,284</u>	<u>1,684</u>	<u>142</u>	<u>444</u>	<u>166</u>	<u>73</u>	<u>16</u>	<u>2,168</u>
Leg. Dist. 28											
	1	195	37	22	42	9	18	4	1	0	62
	2	219	32	25	35	6	10	3	2	0	106
	3	117	25	20	28	2	5	2	0	0	35
	4	312	59	46	53	4	11	5	2	0	132

COMMISSIONER OF SCHOOLS  
 CITY OF ROCHESTER  
 (VOTE FOR 3)  
 DETAIL

LEGISLATIVE DISTRICT OR TOWN	ELECTION DISTRICT	TOTAL VOTERS	VAN H. WHITE	CYNTHIA A. ELLIOTT	JOSE A. CRUZ	VAN H. WHITE	HOWARD J. EAGLE	CHRISTOPHER EDES	THOMAS F. BRENNAN	SCATTER	BLANK AND VOID
			DEM	DEM	DEM	WOR	WOR	LBT	W-IN		
Leg. Dist. 28											
	5	177	34	27	37	1	8	2	1	0	67
	6	225	41	32	42	8	6	4	1	0	91
	7	315	62	40	60	5	14	7	5	0	122
	8	297	57	54	58	4	8	2	1	0	113
	9	129	23	17	23	2	8	5	0	0	51
	10	123	19	14	19	1	3	5	3	0	59
	11/25	270	56	40	58	9	16	9	8	1	73
	12	111	20	19	22	0	7	2	0	0	41
	13	180	30	21	29	9	16	5	0	3	67
	14	153	26	19	26	5	11	6	1	0	59
	15	84	13	10	15	1	6	5	1	0	33
	16	216	37	28	42	5	14	4	4	0	82
	17	87	13	14	13	2	5	4	2	0	34
	18/19	249	49	33	54	4	23	8	2	1	75
	21	276	58	27	60	9	19	8	13	2	80
	22	93	22	16	22	0	3	2	1	0	27
	23/24	312	63	24	67	5	25	8	14	1	105
Leg. Dist. 28		4,140	776	548	805	91	236	100	62	8	1,514
Leg. Dist. 29											
	1/2	96	19	18	15	3	5	1	0	0	35
	3	219	51	40	47	3	13	4	0	0	61
	4	258	46	37	49	3	8	5	6	2	102
	5/7	258	57	46	56	3	10	3	0	0	83
	6	210	45	32	42	3	6	6	0	0	76
	8	303	58	47	71	5	18	7	2	1	94
	9	231	40	32	42	1	6	6	0	0	104
	10	258	47	41	52	6	7	6	2	0	97



COMMISSIONER OF SCHOOLS  
CITY OF ROCHESTER  
(VOTE FOR 3)  
DETAIL

LEGISLATIVE DISTRICT OR TOWN	ELECTION DISTRICT	TOTAL VOTERS	VAN H. WHITE	CYNTHIA A. ELLIOTT	JOSE A. CRUZ	VAN H. WHITE	HOWARD J. EAGLE	CHRISTOPHER EDES	THOMAS F. BRENNAN	SCATTER	BLANK AND VOID
			DEM	DEM	DEM	WOR	WOR	LBT	W-IN		
Leg. Dist. 29											
	11	213	39	35	40	1	10	6	2	0	80
	12/17	198	45	33	47	3	9	3	2	0	56
	13	237	55	38	48	1	8	2	0	0	85
	14	234	47	31	46	5	16	6	2	0	81
	15	207	43	38	43	5	16	9	0	0	53
	16	69	15	10	16	3	5	4	0	0	16
	18	318	60	29	68	6	17	14	8	0	116
	19	192	35	24	35	5	7	2	1	0	83
	20	234	53	45	43	7	22	6	2	0	56
	21	312	66	42	65	7	21	15	5	0	91
	22	237	51	43	51	2	8	2	0	0	80
	23	297	44	37	54	2	7	3	0	0	150
	24	255	55	41	55	6	18	7	0	0	73
	25	453	82	78	85	5	14	9	0	0	180
	26	138	31	24	25	2	5	4	0	0	47
	27	39	10	7	9	0	0	0	0	0	13
Leg. Dist. 29		<u>5,466</u>	<u>1,094</u>	<u>848</u>	<u>1,104</u>	<u>87</u>	<u>256</u>	<u>130</u>	<u>32</u>	<u>3</u>	<u>1,912</u>
GRAND TOTAL:		<u><u>57,801</u></u>	<u><u>11,787</u></u>	<u><u>7,701</u></u>	<u><u>11,795</u></u>	<u><u>1,253</u></u>	<u><u>3,371</u></u>	<u><u>1,723</u></u>	<u><u>1,208</u></u>	<u><u>85</u></u>	<u><u>18,878</u></u>

TOWN OF BRIGHTON  
SUPERVISOR

LEGISLATIVE DISTRICT OR TOWN	ELECTION DISTRICT	TOTAL VOTERS	SANDRA L. FRANKEL	SANDRA L. FRANKEL	SANDRA L. FRANKEL	SCATTER	BLANK AND VOID
			DEM	IND	WOR		
Brighton							
	1	167	107	8	7	0	45
	2	131	69	7	3	0	52
	3	179	99	15	7	0	58
	4	170	102	17	3	2	46
	5	145	102	6	13	0	24
	6	227	126	12	8	0	81
	7	129	69	11	9	1	39
	8	157	84	8	2	0	63
	9	199	110	12	7	1	69
	10	161	85	10	5	0	61
	11	214	129	11	11	0	63
	12	192	121	11	3	0	57
	13	138	76	8	3	0	51
	14	65	43	11	2	0	9
	15	145	74	15	6	1	49
	16	125	51	6	2	1	65
	17	90	75	3	1	0	11
	18	181	122	11	7	1	40
	19	125	86	9	4	0	26
	20	85	56	8	0	0	21
	21	132	81	13	4	4	30
	22	153	94	9	1	0	49
	23	141	92	8	2	0	39
	24	247	129	13	6	0	99
	25	121	77	8	7	0	29
	26	126	71	15	3	1	36
	27	138	94	8	4	0	32
	28	185	128	6	4	0	47
	29	144	69	14	4	0	57
	30	341	219	20	6	0	96
	31	147	93	7	7	0	40
	32	205	113	19	4	0	69
	33	195	117	10	3	0	65
	34	174	96	10	6	0	62
	35	122	79	8	3	0	32
	36	70	39	8	1	0	22
	37	128	90	3	6	0	29
	38	163	106	11	7	0	39
	39	130	74	8	6	0	42
	40	248	167	15	3	1	62
	41	149	90	10	2	0	47
	42	60	42	3	5	0	10
	43	158	94	8	3	0	53
	44	48	33	5	1	0	9

TOWN OF BRIGHTON  
SUPERVISOR

<u>LEGISLATIVE DISTRICT OR TOWN</u>	<u>ELECTION DISTRICT</u>	<u>TOTAL VOTERS</u>	SANDRA L. FRANKEL <u>DEM</u>	SANDRA L. FRANKEL <u>IND</u>	SANDRA L. FRANKEL <u>WOR</u>	<u>SCATTER</u>	<u>BLANK AND VOID</u>
Brighton	45	83	42	9	2	1	29
	46	90	60	6	1	0	23
GRAND TOTAL:		<u>6,923</u>	<u>4,175</u>	<u>453</u>	<u>204</u>	<u>14</u>	<u>2,077</u>

TOWN OF BRIGHTON  
TOWN CLERK

LEGISLATIVE DISTRICT OR TOWN	ELECTION DISTRICT	TOTAL VOTERS	SUSAN KRAMARSKY	SCATTER	BLANK AND VOID
			DEM		
Brighton					
	1	167	114	0	53
	2	131	75	1	55
	3	179	106	0	73
	4	170	119	1	50
	5	145	117	0	28
	6	227	143	0	84
	7	129	84	1	44
	8	157	92	0	65
	9	199	121	1	77
	10	161	96	0	65
	11	214	143	0	71
	12	192	138	0	54
	13	138	87	0	51
	14	65	50	0	15
	15	145	89	0	56
	16	125	55	0	70
	17	90	75	0	15
	18	181	137	0	44
	19	125	99	0	26
	20	85	59	0	26
	21	132	92	2	38
	22	153	98	0	55
	23	141	104	0	37
	24	247	125	0	122
	25	121	94	0	27
	26	126	76	1	49
	27	138	101	0	37
	28	185	130	0	55
	29	144	77	0	67
	30	341	218	0	123
	31	147	105	0	42
	32	205	134	0	71
	33	195	132	0	63
	34	174	107	0	67
	35	122	85	0	37
	36	70	39	0	31
	37	128	100	0	28
	38	163	117	0	46
	39	130	79	0	51
	40	248	188	0	60
	41	149	99	0	50
	42	60	46	0	14
	43	158	100	0	58
	44	48	35	0	13
	45	83	53	0	30

TOWN OF BRIGHTON  
TOWN CLERK

<u>LEGISLATIVE DISTRICT OR TOWN</u>	<u>ELECTION DISTRICT</u>	<u>TOTAL VOTERS</u>	<u>SUSAN KRAMARSKY DEM</u>	<u>SCATTER</u>	<u>BLANK AND VOID</u>
Brighton	46	90	66	0	24
GRAND TOTAL:		<u>6,923</u>	<u>4,599</u>	<u>7</u>	<u>2,317</u>

TOWN OF BRIGHTON  
MEMBER OF TOWN COUNCIL  
(VOTE FOR 2)

LEGISLATIVE DISTRICT OR TOWN	ELECTION DISTRICT	TOTAL VOTERS	LOUISE NOVROS	JAMES R. VOGEL	DAVID R. RIZZO	MORDECHAI S. RENNERT	MORDECHAI S. RENNERT	SCATTER	BLANK AND VOID
			DEM	DEM	REP	REP	CON		
Brighton									
	1	334	97	108	57	43	12	0	17
	2	262	55	49	56	52	18	0	32
	3	358	84	96	60	43	11	0	64
	4	340	104	96	59	52	6	0	23
	5	290	95	98	40	39	5	0	13
	6	454	114	123	88	72	15	0	42
	7	258	66	70	45	36	12	1	28
	8	314	65	80	77	57	13	0	22
	9	398	98	98	79	60	26	0	37
	10	322	91	87	61	54	12	0	17
	11	428	121	130	72	56	12	0	37
	12	384	116	119	65	53	11	0	20
	13	276	69	70	52	40	7	0	38
	14	130	43	47	19	13	2	0	6
	15	290	68	76	53	43	14	0	36
	16	250	35	42	80	65	13	0	15
	17	180	70	68	10	17	1	0	14
	18	362	116	123	43	34	8	0	38
	19	250	78	82	41	34	9	0	6
	20	170	47	55	20	12	9	0	27
	21	264	75	82	39	31	11	0	26
	22	306	83	91	53	45	11	0	23
	23	282	98	95	36	32	5	0	16
	24	494	94	113	98	97	12	0	80
	25	242	79	82	31	24	8	0	18
	26	252	57	69	47	30	14	0	35
	27	276	90	89	39	36	5	0	17
	28	370	100	120	64	51	10	0	25
	29	288	60	69	66	51	13	0	29
	30	682	180	200	104	84	11	0	103
	31	294	82	84	52	46	4	0	26
	32	410	119	120	76	62	11	0	22
	33	390	101	112	76	69	11	0	21
	34	348	80	89	72	62	18	0	27
	35	244	71	74	39	31	10	0	19
	36	140	35	34	21	13	6	0	31
	37	256	87	87	32	24	8	0	18
	38	326	101	107	50	42	5	0	21
	39	260	70	73	49	31	9	0	28
	40	496	158	164	62	68	9	0	35
	41	298	84	88	56	44	6	0	20
	42	120	36	40	17	15	5	0	7
	43	316	73	78	62	55	15	0	33

TOWN OF BRIGHTON  
MEMBER OF TOWN COUNCIL  
(VOTE FOR 2)

LEGISLATIVE DISTRICT OR TOWN	ELECTION DISTRICT	TOTAL VOTERS	LOUISE NOVROS	JAMES R. VOGEL	DAVID R. RIZZO	MORDECHAI S. RENNERT	MORDECHAI S. RENNERT	SCATTER	BLANK AND VOID
			DEM	DEM	REP	REP	CON		
Brighton	44	96	28	30	12	10	3	0	13
	45	166	45	53	28	23	5	0	12
	46	180	58	63	22	17	3	0	17
GRAND TOTAL:		<u>13,846</u>	<u>3,776</u>	<u>4,023</u>	<u>2,380</u>	<u>1,968</u>	<u>444</u>	<u>1</u>	<u>1,254</u>

TOWN OF CHILI  
SUPERVISOR

LEGISLATIVE DISTRICT OR TOWN	ELECTION DISTRICT	TOTAL VOTERS	SUSAN M. VANDERVOORT	DAVID J. DUNNING	DAVID J. DUNNING	DAVID J. DUNNING	SUSAN M. VANDERVOORT	SCATTER	BLANK AND VOID
			DEM	REP	IND	CON	WOR		
Chili	1	180	79	66	5	17	8	0	5
	2	248	98	96	10	27	10	0	7
	3	182	79	60	6	16	11	0	10
	4	128	53	43	4	14	6	0	8
	5	188	74	81	8	13	3	0	9
	6	202	84	71	6	20	12	0	9
	7	98	39	36	3	8	4	0	8
	8	180	59	78	6	23	6	0	8
	9	201	77	83	12	20	6	0	3
	10	111	25	53	5	21	5	0	2
	11	176	45	89	11	24	4	0	3
	12	162	56	68	5	18	5	1	9
	13	259	107	105	6	27	11	0	3
	14	215	64	82	12	35	10	0	12
	15	184	62	83	8	20	3	0	8
	16	267	118	105	10	23	3	0	8
	17	482	185	182	16	63	11	1	24
	18	177	67	80	6	18	1	0	5
	19	208	97	82	9	10	5	0	5
	20	231	74	99	9	29	13	0	7
	21	177	81	66	8	13	2	0	7
	22	129	53	38	12	12	6	0	8
	23	153	54	64	7	18	2	0	8
	24	318	125	123	16	28	13	0	13
	25	107	51	34	5	10	2	0	5
	26	222	89	85	5	30	6	0	7
	27	189	90	59	4	24	5	0	7
	28	128	64	39	4	13	3	0	5
	29	140	54	56	4	14	4	0	8



TOWN OF CHILI  
SUPERVISOR

LEGISLATIVE DISTRICT OR TOWN	ELECTION DISTRICT	TOTAL VOTERS	SUSAN M. VANDERVOORT DEM	DAVID J. DUNNING REP	DAVID J. DUNNING IND	DAVID J. DUNNING CON	SUSAN M. VANDERVOORT WOR	SCATTER	BLANK AND VOID
Chili	30	92	39	27	4	14	1	0	7
	31	7	2	3	0	2	0	0	0
	32	147	39	67	6	27	4	0	4
	33	192	96	63	6	14	9	0	4
GRAND TOTAL:		6,080	2,379	2,366	238	665	194	2	236

TOWN OF CHILI  
TOWN CLERK

LEGISLATIVE DISTRICT OR TOWN	ELECTION DISTRICT	TOTAL VOTERS	RICHARD J. BRONGO REP	RICHARD J. BRONGO IND	RICHARD J. BRONGO CON	SCATTER	BLANK AND VOID
Chili	1	180	85	8	18	0	69
	2	248	125	12	37	0	74
	3	182	83	15	20	0	64
	4	128	59	10	17	0	42
	5	188	94	14	16	0	64
	6	202	101	12	20	0	69
	7	98	53	5	10	0	30
	8	180	87	8	29	0	56
	9	201	99	20	22	0	60
	10	111	60	11	20	0	20
	11	176	96	14	25	0	41
	12	162	88	6	20	0	48
	13	259	138	18	37	0	66
	14	215	103	15	45	0	52
	15	184	99	9	26	0	50
	16	267	121	23	28	0	95
	17	482	229	27	75	0	151
	18	177	81	12	23	0	61
	19	208	103	15	17	0	73
	20	231	114	18	34	0	65
	21	177	82	7	16	0	72
	22	129	46	13	16	0	54
	23	153	78	15	22	0	38
	24	318	144	24	40	0	110
	25	107	45	10	11	0	41
	26	222	111	14	36	0	61
	27	189	72	14	35	0	68
	28	128	47	8	16	0	57
	29	140	71	9	17	0	43
	30	92	42	13	12	0	25
	31	7	3	0	2	0	2
	32	147	71	7	26	0	43
	33	192	87	8	26	0	71
GRAND TOTAL:		<u>6,080</u>	<u>2,917</u>	<u>414</u>	<u>814</u>	<u>0</u>	<u>1,935</u>

TOWN OF CHILI  
TOWN JUSTICE

<u>LEGISLATIVE DISTRICT OR TOWN</u>	<u>ELECTION DISTRICT</u>	<u>TOTAL VOTERS</u>	MELVIN L. OLVER <u>REP</u>	MELVIN L. OLVER <u>IND</u>	MELVIN L. OLVER <u>CON</u>	<u>SCATTER</u>	<u>BLANK AND VOID</u>
Chili							
	1	180	74	9	18	0	79
	2	248	115	16	34	0	83
	3	182	73	13	20	0	76
	4	128	57	6	17	0	48
	5	188	91	16	15	0	66
	6	202	92	11	23	0	76
	7	98	47	6	10	0	35
	8	180	89	8	29	0	54
	9	201	90	21	22	0	68
	10	111	52	13	21	0	25
	11	176	89	14	26	0	47
	12	162	82	8	20	0	52
	13	259	130	11	38	0	80
	14	215	98	18	43	0	56
	15	184	90	8	23	0	63
	16	267	115	20	27	0	105
	17	482	211	29	68	0	174
	18	177	75	12	20	0	70
	19	208	87	17	16	0	88
	20	231	111	16	30	0	74
	21	177	72	7	17	0	81
	22	129	44	12	17	0	56
	23	153	72	10	19	0	52
	24	318	145	21	39	0	113
	25	107	39	11	10	0	47
	26	222	104	15	33	0	70
	27	189	67	10	34	0	78
	28	128	40	9	13	0	66
	29	140	69	9	16	0	46
	30	92	38	13	13	0	28
	31	7	3	0	2	0	2
	32	147	68	7	27	0	45
	33	192	82	7	23	0	80
GRAND TOTAL:		<u>6,080</u>	<u>2,711</u>	<u>403</u>	<u>783</u>	<u>0</u>	<u>2,183</u>

TOWN OF CHILI  
MEMBER OF TOWN COUNCIL  
(VOTE FOR 2)  
PART 1 OF 2

LEGISLATIVE DISTRICT OR TOWN	ELECTION DISTRICT	TOTAL VOTERS	HEATH E. MILLER	DARIO MARCHIONI	TRACY A. DIFLORIO	MARY C. SPERR	TRACY A. DIFLORIO	MARY C. SPERR
			DEM	DEM	REP	REP	IND	IND
Chili								
	1	360	60	56	77	76	7	3
	2	496	82	72	101	111	4	6
	3	364	70	69	70	66	5	8
	4	256	40	43	47	45	10	9
	5	376	60	60	78	79	12	11
	6	404	74	69	69	72	6	9
	7	196	36	35	38	36	4	3
	8	360	41	34	83	88	8	7
	9	402	68	64	79	82	14	13
	10	222	21	21	54	54	6	5
	11	352	48	44	76	77	11	11
	12	324	47	46	80	74	6	5
	13	518	80	73	106	119	12	14
	14	430	50	46	98	102	11	10
	15	368	55	50	85	82	5	6
	16	534	96	96	110	113	13	11
	17	964	156	126	205	209	20	21
	18	354	63	58	75	75	7	6
	19	416	89	79	83	80	14	11
	20	462	61	59	99	108	7	7
	21	354	87	56	55	67	7	7
	22	258	50	62	36	34	10	8
	23	306	46	48	59	61	8	9
	24	636	99	112	137	121	14	12
	25	214	49	44	40	38	4	6
	26	444	65	67	95	83	12	16
	27	378	68	71	61	64	6	5
	28	256	52	53	42	38	8	7
	29	280	43	40	67	60	7	9
	30	184	36	33	33	31	6	5
	31	14	2	2	3	3	0	0
	32	294	34	38	68	62	5	5
	33	384	74	70	76	73	3	2
GRAND TOTAL:		<u>12,160</u>	<u>2,002</u>	<u>1,896</u>	<u>2,485</u>	<u>2,483</u>	<u>272</u>	<u>267</u>

TOWN OF CHILI  
MEMBER OF TOWN COUNCIL  
(VOTE FOR 2)  
PART 2 OF 2

LEGISLATIVE DISTRICT OR TOWN	ELECTION DISTRICT	TOTAL VOTERS	TRACY A. DIFLORIO	MARY C. SPERR	HEATH E. MILLER	DARIO MARCHIONI	SCATTER	BLANK AND VOID
			CON	CON	WOR	WOR		
Chili								
	1	360	19	19	6	5	0	32
	2	496	34	32	7	16	0	31
	3	364	17	18	6	9	0	26
	4	256	15	18	4	3	0	22
	5	376	11	13	6	5	0	41
	6	404	22	23	8	7	0	45
	7	196	10	9	3	4	0	18
	8	360	24	26	7	5	0	37
	9	402	21	22	6	5	0	28
	10	222	21	21	4	6	0	9
	11	352	27	27	3	5	0	23
	12	324	21	19	3	5	0	18
	13	518	32	29	9	9	0	35
	14	430	41	41	9	7	0	15
	15	368	23	20	1	3	0	38
	16	534	26	26	2	4	0	37
	17	964	67	66	7	12	0	75
	18	354	19	21	1	1	0	28
	19	416	12	11	2	3	0	32
	20	462	31	32	11	10	0	37
	21	354	16	15	5	3	0	36
	22	258	13	13	8	9	0	15
	23	306	21	16	3	5	0	30
	24	636	36	33	8	9	0	55
	25	214	10	8	0	1	0	14
	26	444	33	32	5	3	0	33
	27	378	31	32	5	3	0	32
	28	256	13	12	4	2	0	25
	29	280	16	14	5	0	0	19
	30	184	12	12	3	2	0	11
	31	14	2	2	0	0	0	0
	32	294	26	27	5	8	0	16
	33	384	17	16	8	7	0	38
GRAND TOTAL:		<u>12,160</u>	<u>739</u>	<u>725</u>	<u>164</u>	<u>176</u>	<u>0</u>	<u>951</u>

TOWN OF CLARKSON  
SUPERVISOR

LEGISLATIVE DISTRICT OR TOWN	ELECTION DISTRICT	TOTAL VOTERS	JOHN S. LEMKE	PAUL M. KIMBALL	PAUL M. KIMBALL	PAUL M. KIMBALL	JOHN S. LEMKE	SCATTER	BLANK AND VOID
			DEM	REP	IND	CON	CS		
Clarkson									
	1	259	90	110	10	30	7	0	12
	2	207	62	92	5	26	11	0	11
	3	271	103	111	10	23	12	0	12
	4	333	115	139	15	32	19	0	13
	5	223	87	80	12	26	6	0	12
	6	183	69	69	12	23	4	0	6
GRAND TOTAL:		<u>1,476</u>	<u>526</u>	<u>601</u>	<u>64</u>	<u>160</u>	<u>59</u>	<u>0</u>	<u>66</u>

TOWN OF CLARKSON  
TOWN JUSTICE

<u>LEGISLATIVE DISTRICT OR TOWN</u>	<u>ELECTION DISTRICT</u>	<u>TOTAL VOTERS</u>	<u>ALLYN S. HAMMEL REP</u>	<u>ALLYN S. HAMMEL IND</u>	<u>ALLYN S. HAMMEL CON</u>	<u>SCATTER</u>	<u>BLANK AND VOID</u>
Clarkson	1	259	127	20	37	0	75
	2	207	97	12	31	0	67
	3	271	138	18	31	1	83
	4	333	175	19	37	0	102
	5	223	100	18	41	0	64
	6	183	74	12	27	0	70
GRAND TOTAL:		<u>1,476</u>	<u>711</u>	<u>99</u>	<u>204</u>	<u>1</u>	<u>461</u>

TOWN OF CLARKSON  
MEMBER OF TOWN COUNCIL  
(VOTE FOR 2)

LEGISLATIVE DISTRICT OR TOWN	ELECTION DISTRICT	TOTAL VOTERS	THOMAS A. TRAPP	ALLAN T. HOY	PATRICK M. DIDAS	ALLAN T. HOY	PATRICK M. DIDAS	ALLAN T. HOY	PATRICK M. DIDAS	SCATTER	BLANK AND VOID
			DEM	REP	REP	IND	IND	CON	CON		
Clarkson	1	518	89	121	122	14	24	36	32	0	80
	2	414	67	89	91	6	10	29	32	0	90
	3	542	106	118	128	13	18	28	32	1	98
	4	666	108	154	173	16	22	31	38	0	124
	5	446	67	86	95	10	19	37	40	0	92
	6	366	64	71	83	11	13	24	27	0	73
GRAND TOTAL:		<u>2,952</u>	<u>501</u>	<u>639</u>	<u>692</u>	<u>70</u>	<u>106</u>	<u>185</u>	<u>201</u>	<u>1</u>	<u>557</u>



TOWN OF CLARKSON  
SUPERINTENDENT OF HIGHWAYS

LEGISLATIVE DISTRICT OR TOWN	ELECTION DISTRICT	TOTAL VOTERS	DAVID J. GOODWIN REP	DAVID J. GOODWIN IND	DAVID J. GOODWIN CON	SCATTER	BLANK AND VOID
Clarkson	1	259	133	25	35	0	66
	2	207	99	10	32	0	66
	3	271	140	21	31	1	78
	4	333	194	20	43	0	76
	5	223	103	17	41	0	62
	6	183	87	15	27	0	54
GRAND TOTAL:		<u>1,476</u>	<u>756</u>	<u>108</u>	<u>209</u>	<u>1</u>	<u>402</u>

VILLAGE/TOWN OF EAST ROCHESTER  
VILLAGE TRUSTEE  
(VOTE FOR 2)

LEGISLATIVE DISTRICT OR TOWN	ELECTION DISTRICT	TOTAL VOTERS	HERMAN	PATRICK	MICHAEL	TED	MICHAEL	MICHAEL	TED	HERMAN	SCATTER	BLANK AND VOID
			L. PARSON DEM	L. COVAL DEM	J. FLANIGAN REP	CONNERS REP	J. FLANIGAN IND	J. FLANIGAN CON	CONNERS CON	L. PARSON WOR		
East Rochester	1	464	107	103	85	93	7	16	21	7	0	25
	2	406	65	57	108	118	8	13	12	2	0	23
	3	460	68	65	129	135	9	17	23	3	0	11
	4	362	52	60	91	91	12	11	18	7	0	20
	5	294	53	54	66	71	7	14	16	3	0	10
	6	384	65	68	92	101	8	13	18	3	0	16
	7	396	81	73	79	88	12	21	23	4	0	15
GRAND TOTAL:		<u>2,766</u>	<u>491</u>	<u>480</u>	<u>650</u>	<u>697</u>	<u>63</u>	<u>105</u>	<u>131</u>	<u>29</u>	<u>0</u>	<u>120</u>

TOWN OF GATES  
SUPERVISOR

LEGISLATIVE DISTRICT OR TOWN	ELECTION DISTRICT	TOTAL VOTERS	MARK A. MCINTEE	MARK W. ASSINI	MARK W. ASSINI	MARK W. ASSINI	MARK A. MCINTEE	SCATTER	BLANK AND VOID
			DEM	REP	IND	CON	WOR		
Gates	1	141	46	70	4	13	2	0	6
	2	194	57	112	8	9	2	0	6
	3	125	50	48	5	13	5	0	4
	4	207	74	94	5	27	3	0	4
	5	284	93	145	9	26	1	0	10
	6	197	55	113	11	10	4	0	4
	7	334	112	163	12	27	8	0	12
	8	156	42	97	4	7	3	0	3
	9	223	78	99	12	11	8	0	15
	10	135	44	68	3	16	0	0	4
	11	166	51	81	9	13	5	0	7
	12	119	35	57	7	13	3	0	4
	13	152	44	80	6	16	2	0	4
	14	155	43	88	7	9	3	0	5
	15	284	85	148	5	26	2	0	18
	16	139	44	60	10	15	0	0	10
	17	150	66	58	5	12	1	0	8
	18	206	44	119	5	26	3	0	9
	19	192	56	95	9	24	3	0	5
	20	201	67	99	10	15	3	0	7
	21	202	56	110	8	17	6	0	5
	22	177	61	68	4	33	5	0	6
	23	184	59	91	6	23	0	0	5
	24	150	49	64	7	17	3	0	10
	25	157	52	77	4	12	3	0	9
	26	195	63	98	4	20	7	0	3
	27	202	76	82	8	22	5	0	9
	28	147	54	71	7	8	4	0	3
	29	140	55	56	6	17	1	1	4
	30	102	25	46	11	8	6	0	6
	31	168	46	91	8	15	2	0	6
	32	223	81	107	7	17	4	0	7
	33	71	30	31	3	5	1	0	1
	34	144	45	68	5	17	2	0	7
	35	135	41	66	6	13	5	0	4
GRAND TOTAL:		<u>6,157</u>	<u>1,979</u>	<u>3,020</u>	<u>240</u>	<u>572</u>	<u>115</u>	<u>1</u>	<u>230</u>

TOWN OF GATES  
TOWN JUSTICE

LEGISLATIVE DISTRICT OR TOWN	ELECTION DISTRICT	TOTAL VOTERS	DAVID R. MUNDT DEM	PETER P. PUPATELLI REP	PETER P. PUPATELLI IND	PETER P. PUPATELLI CON	DAVID R. MUNDT WOR	SCATTER	BLANK AND VOID
Gates	1	141	46	65	5	15	2	0	8
	2	194	54	103	7	11	1	0	18
	3	125	47	43	2	15	3	0	15
	4	207	64	94	5	28	3	0	13
	5	284	114	121	8	22	1	0	18
	6	197	58	98	9	9	6	0	17
	7	334	108	158	11	32	6	0	19
	8	156	50	83	2	9	3	0	9
	9	223	73	99	8	11	6	0	26
	10	135	46	58	5	16	0	0	10
	11	166	52	71	8	12	6	0	17
	12	119	44	43	4	15	2	0	11
	13	152	40	73	7	16	3	0	13
	14	155	42	79	9	8	3	0	14
	15	284	85	136	7	28	3	0	25
	16	139	46	57	9	16	0	0	11
	17	150	67	59	4	12	0	0	8
	18	206	50	106	6	26	5	0	13
	19	192	57	88	8	22	5	0	12
	20	201	75	88	6	13	2	0	17
	21	202	58	96	5	13	6	0	24
	22	177	57	69	6	32	4	0	9
	23	184	54	86	9	21	1	0	13
	24	150	57	58	5	17	3	0	10
	25	157	50	71	6	12	1	0	17
	26	195	70	82	5	22	7	0	9
	27	202	77	77	6	20	9	0	13
	28	147	51	64	8	5	4	0	15
	29	140	59	45	7	15	1	0	13
	30	102	22	46	6	9	4	0	15
	31	168	54	79	7	14	2	0	12
	32	223	80	100	8	17	4	0	14
	33	71	27	31	4	5	1	0	3
	34	144	46	63	6	16	2	0	11
	35	135	45	57	5	12	3	0	13
GRAND TOTAL:		<u>6,157</u>	<u>2,025</u>	<u>2,746</u>	<u>223</u>	<u>566</u>	<u>112</u>	<u>0</u>	<u>485</u>

TOWN OF GATES  
MEMBER OF TOWN COUNCIL  
(VOTE FOR 2)  
PART 1 OF 2

LEGISLATIVE DISTRICT OR TOWN	ELECTION DISTRICT	TOTAL VOTERS	DONALD B. HUNTER	SUSAN I. SWANTON	ELAINE P. TETTE	FRANK ALLKOEFER	ELAINE P. TETTE	SUSAN I. SWANTON
			DEM	DEM	REP	REP	IND	IND
Gates								
	1	282	43	51	70	65	6	2
	2	388	55	66	101	99	9	4
	3	250	49	47	45	47	3	3
	4	414	69	85	83	83	8	6
	5	568	108	114	133	114	10	7
	6	394	64	68	96	98	8	8
	7	668	104	119	160	147	10	11
	8	312	43	43	88	85	3	2
	9	446	76	82	99	88	9	9
	10	270	47	51	58	53	4	4
	11	332	49	52	80	74	8	8
	12	238	38	48	52	44	4	4
	13	304	46	53	70	69	7	2
	14	310	41	47	84	72	6	2
	15	568	81	90	132	130	8	7
	16	278	44	49	60	55	8	8
	17	300	66	75	58	53	2	2
	18	412	48	53	108	101	4	2
	19	384	56	68	84	82	7	6
	20	402	66	84	96	87	12	5
	21	404	58	65	94	92	8	4
	22	354	57	60	66	68	6	4
	23	368	59	66	82	81	3	6
	24	300	48	54	70	63	6	6
	25	314	49	59	70	70	4	3
	26	390	60	76	88	81	10	7
	27	404	75	81	71	72	9	6
	28	294	49	51	69	71	7	6
	29	280	61	66	45	48	6	6
	30	204	25	35	42	32	10	8
	31	336	47	46	86	90	4	5
	32	446	70	84	108	103	10	13
	33	142	27	31	32	31	5	2
	34	288	43	51	61	57	8	7
	35	270	41	52	55	53	5	4
GRAND TOTAL:		<u>12,314</u>	<u>1,962</u>	<u>2,222</u>	<u>2,796</u>	<u>2,658</u>	<u>237</u>	<u>189</u>

TOWN OF GATES  
MEMBER OF TOWN COUNCIL  
(VOTE FOR 2)  
PART 2 OF 2

LEGISLATIVE DISTRICT OR TOWN	ELECTION DISTRICT	TOTAL VOTERS	ELAINE P. TETTE	FRANK ALLKOFER	DONALD B. HUNTER	SUSAN I. SWANTON	SCATTER	BLANK AND VOID
			CON	CON	WOR	WOR		
Gates	1	282	13	15	3	3	0	11
	2	388	9	10	2	0	0	33
	3	250	10	12	4	4	0	26
	4	414	26	25	5	2	0	22
	5	568	23	25	2	1	0	31
	6	394	8	8	5	4	0	27
	7	668	30	28	7	8	0	44
	8	312	8	9	3	2	0	26
	9	446	10	10	4	7	0	52
	10	270	15	16	1	0	0	21
	11	332	11	15	7	6	0	22
	12	238	12	14	2	1	0	19
	13	304	17	17	3	4	0	16
	14	310	9	10	3	2	0	34
	15	568	29	24	3	3	0	61
	16	278	15	16	0	0	0	23
	17	300	13	12	1	2	0	16
	18	412	27	26	4	4	0	35
	19	384	21	22	4	3	0	31
	20	402	10	15	3	3	0	21
	21	404	14	11	7	5	0	46
	22	354	29	31	8	5	0	20
	23	368	21	24	2	1	0	23
	24	300	16	15	2	4	0	16
	25	314	13	11	5	2	0	28
	26	390	20	20	5	3	0	20
	27	404	18	20	4	3	0	45
	28	294	8	5	2	2	0	24
	29	280	16	16	1	2	0	13
	30	204	8	6	3	7	0	28
	31	336	14	15	2	1	0	26
	32	446	15	19	4	5	0	15
	33	142	3	3	2	2	0	4
	34	288	16	15	1	1	0	28
	35	270	15	12	3	3	0	27
GRAND TOTAL:		<u>12,314</u>	<u>542</u>	<u>552</u>	<u>117</u>	<u>105</u>	<u>0</u>	<u>934</u>

TOWN OF GREECE  
SUPERVISOR

LEGISLATIVE DISTRICT OR TOWN	ELECTION DISTRICT	TOTAL VOTERS	DAN MALONEY	JOHN T. AUBERGER	JOHN T. AUBERGER	JOHN T. AUBERGER	DAN MALONEY	SCATTER	BLANK AND VOID
			DEM	REP	IND	CON	WOR		
Greece	1	203	91	68	11	21	6	0	6
	2	221	98	70	8	26	9	0	10
	3	197	78	80	6	24	5	0	4
	4	178	79	68	4	21	3	0	3
	5	145	71	47	6	14	7	0	0
	6	145	63	46	5	14	14	0	3
	7	172	83	58	9	11	8	0	3
	8	166	83	53	4	11	8	0	7
	9	146	63	56	4	18	3	0	2
	10	160	93	45	1	10	7	0	4
	11	66	33	21	2	4	4	0	2
	12	103	57	30	1	7	6	0	2
	13	173	84	61	5	19	4	0	0
	14	136	76	36	4	12	2	1	5
	15	172	74	71	2	13	6	0	6
	16	158	68	63	4	9	5	0	9
	17	233	90	88	6	29	8	0	12
	18	225	108	82	8	15	9	0	3
	19	163	76	57	6	12	7	0	5
	20	152	57	57	6	23	6	0	3
	21	150	59	51	5	18	9	0	8
	22	130	69	41	5	8	3	0	4
	23	348	183	105	7	18	13	0	22
	24	283	118	103	13	21	12	0	16
	25	194	97	66	4	15	8	0	4
	26	175	81	66	1	18	5	0	4
	27	205	93	69	7	21	9	0	6
	28	231	107	82	3	21	9	0	9
	29	214	92	89	5	20	5	0	3
	30	128	48	54	4	12	7	0	3
	31	181	88	68	2	13	9	0	1
	32	157	80	45	2	13	11	0	6
	33	199	105	69	4	14	6	0	1
	34	234	133	59	8	21	8	0	5
	35	240	107	78	10	27	5	0	13
	36	234	89	101	8	24	5	0	7
	37	157	62	54	5	22	6	0	8
	38	282	128	104	8	22	9	0	11
	39	142	72	49	1	12	3	0	5
	40	150	68	52	5	16	4	0	5
	41	218	95	79	9	22	9	0	4

TOWN OF GREECE  
SUPERVISOR

LEGISLATIVE DISTRICT OR TOWN	ELECTION DISTRICT	TOTAL VOTERS	DAN MALONEY	JOHN T. AUBERGER	JOHN T. AUBERGER	JOHN T. AUBERGER	DAN MALONEY	SCATTER	BLANK AND VOID
			DEM	REP	IND	CON	WOR		
Greece									
	42	161	79	51	6	15	7	0	3
	43	159	70	54	7	16	7	0	5
	44	308	143	113	4	30	11	0	7
	45	269	111	112	8	21	8	0	9
	46	116	40	49	0	14	8	0	5
	47	205	86	81	5	18	7	0	8
	48	143	42	73	5	14	2	1	6
	49	159	69	60	6	17	3	0	4
	50	197	85	75	8	19	6	0	4
	51	134	64	44	3	11	5	0	7
	52	234	113	78	7	24	6	0	6
	53	135	57	48	4	17	3	0	6
	54	242	137	60	3	21	15	0	6
	55	180	82	63	3	23	1	1	7
	56	272	95	131	9	25	5	0	7
	57	187	85	67	6	18	5	0	6
	58	270	137	90	10	21	10	0	2
	59	91	47	27	1	12	0	0	4
	60	160	68	62	5	15	6	0	4
	61	205	88	75	6	21	8	0	7
	62	206	87	88	10	11	3	1	6
	63	226	138	48	4	20	10	0	6
	64	148	63	61	7	7	5	0	5
	65	194	62	100	8	7	4	0	13
	66	108	45	38	8	12	3	0	2
	67	173	61	71	9	18	9	0	5
	68	273	115	98	10	35	8	0	7
	69	162	72	64	0	15	6	1	4
	70	415	189	137	10	34	18	0	27
	71	256	108	94	11	28	9	0	6
	72	247	110	91	7	27	4	0	8
	73	115	51	46	0	11	3	0	4
	74	152	78	55	4	7	2	0	6
	75	149	68	58	2	12	4	0	5
	76	178	84	61	7	17	4	0	5
	77	225	101	80	6	16	13	0	9
	78	149	54	68	5	11	6	0	5
	79	303	113	118	10	36	14	0	12
	80	273	103	113	13	30	6	0	8
	81	140	58	58	5	6	10	0	3
	82	112	42	37	6	16	6	0	5



TOWN OF GREECE  
SUPERVISOR

LEGISLATIVE DISTRICT OR TOWN	ELECTION DISTRICT	TOTAL VOTERS	DAN MALONEY	JOHN T. AUBERGER	JOHN T. AUBERGER	JOHN T. AUBERGER	DAN MALONEY	SCATTER	BLANK AND VOID
			DEM	REP	IND	CON	WOR		
Greece	83	126	53	51	7	11	3	0	1
	84	240	113	80	9	26	4	0	8
	85	239	90	99	12	24	8	0	6
	86	290	106	124	18	30	4	0	8
	87	213	100	78	9	16	4	0	6
	88	206	90	79	6	22	4	0	5
	89	203	89	82	3	20	5	0	4
	90	249	107	82	12	30	10	0	8
	91	396	176	146	10	36	8	1	19
	92	266	121	96	9	24	6	1	9
	93	278	126	103	11	21	10	0	7
	94	185	87	59	8	16	8	0	7
	95	111	47	48	5	6	4	0	1
	96	234	113	85	10	11	3	2	10
	97	442	152	200	32	43	6	2	7
	98	268	104	96	7	31	14	0	16
	99	256	98	95	11	39	8	0	5
	100	287	106	112	18	25	10	0	16
	101	151	44	73	5	17	5	0	7
	102	294	110	125	12	23	15	0	9
	103	258	101	78	12	42	14	0	11
	104	270	118	110	6	28	8	0	0
	105	162	69	60	7	17	5	0	4
	106	160	74	55	3	21	3	0	4
	107	135	60	48	3	5	12	0	7
	108	129	60	43	6	10	6	0	4
	109	243	131	73	9	14	6	0	10
GRAND TOTAL:		<u>21,888</u>	<u>9,644</u>	<u>8,018</u>	<u>726</u>	<u>2,047</u>	<u>745</u>	<u>11</u>	<u>697</u>

TOWN OF GREECE  
TOWN JUSTICE  
(VOTE FOR 2)  
PART 1 OF 2

LEGISLATIVE DISTRICT OR TOWN	ELECTION DISTRICT	TOTAL VOTERS	WILLIAM KING	DEBORAH A. INDIVINO	GINO M. NITTI	VINCENT B. CAMPBELL	GINO M. NITTI	VINCENT B. CAMPBELL
			DEM	DEM	REP	REP	IND	IND
Greece								
	1	406	66	68	63	86	12	11
	2	442	60	61	77	82	18	19
	3	394	57	57	81	88	6	5
	4	356	53	60	68	73	9	8
	5	290	46	48	48	54	3	10
	6	290	34	31	53	63	4	6
	7	344	55	63	58	64	8	10
	8	332	47	48	61	67	6	7
	9	292	42	41	60	62	5	7
	10	320	63	66	51	66	6	7
	11	132	22	24	22	23	4	2
	12	206	38	39	31	43	5	6
	13	346	57	62	60	68	7	4
	14	272	39	41	51	60	2	4
	15	344	39	45	70	79	7	9
	16	316	39	31	71	83	6	9
	17	466	63	64	94	105	10	12
	18	450	70	76	89	92	9	16
	19	326	57	54	53	70	5	4
	20	304	45	44	56	62	8	7
	21	300	40	55	43	2	9	10
	22	260	49	52	44	54	5	8
	23	696	123	132	108	125	6	10
	24	566	68	66	123	126	18	16
	25	388	62	67	72	84	1	2
	26	350	56	47	67	86	4	7
	27	410	46	66	89	72	8	8
	28	462	50	60	102	105	11	13
	29	428	66	69	79	89	10	12
	30	256	46	49	38	51	3	2
	31	362	59	57	69	88	5	7
	32	314	53	48	46	58	3	5
	33	398	45	68	90	80	9	8
	34	468	81	71	77	98	11	11
	35	480	67	73	75	94	8	17
	36	468	57	76	98	90	5	13
	37	314	42	50	62	50	10	8
	38	564	87	88	123	138	7	11
	39	284	48	50	55	64	1	2
	40	300	47	53	52	58	7	7
	41	436	74	89	69	78	5	9
	42	322	67	62	46	59	3	5
	43	318	28	35	73	66	9	7

TOWN OF GREECE  
TOWN JUSTICE  
(VOTE FOR 2)  
PART 1 OF 2

LEGISLATIVE DISTRICT OR TOWN	ELECTION DISTRICT	TOTAL VOTERS	WILLIAM KING	DEBORAH A. INDIVINO	GINO M. NITTI	VINCENT B. CAMPBELL	GINO M. NITTI	VINCENT B. CAMPBELL
			DEM	DEM	REP	REP	IND	IND
Greece								
	44	616	85	102	132	134	11	17
	45	538	64	72	133	131	11	12
	46	232	31	33	50	50	4	1
	47	410	61	68	73	86	7	6
	48	286	32	34	63	72	8	12
	49	318	44	48	55	63	6	8
	50	394	60	59	75	92	10	9
	51	268	42	46	50	51	6	10
	52	468	64	66	92	102	10	13
	53	270	42	47	47	52	7	6
	54	484	67	72	85	95	12	12
	55	360	53	58	71	72	3	6
	56	544	65	76	122	142	8	12
	57	374	55	66	74	74	9	8
	58	540	81	87	100	119	13	18
	59	182	30	36	33	29	1	3
	60	320	48	52	58	66	6	9
	61	410	58	72	69	75	8	7
	62	412	59	69	82	89	11	9
	63	452	97	96	58	67	10	6
	64	296	49	50	59	65	5	8
	65	388	51	55	77	98	9	7
	66	216	38	39	37	44	7	5
	67	346	43	47	67	76	9	7
	68	546	67	83	106	106	12	18
	69	324	63	65	54	61	5	6
	70	830	114	127	174	175	16	21
	71	512	79	76	86	117	12	14
	72	494	86	85	92	92	10	11
	73	230	39	43	44	50	0	1
	74	304	50	61	53	64	8	7
	75	298	40	39	63	70	4	2
	76	356	52	45	73	92	12	10
	77	450	78	85	75	89	8	7
	78	298	34	40	61	69	3	6
	79	606	80	86	126	130	17	13
	80	546	55	68	116	132	15	14
	81	280	40	42	59	70	6	6
	82	224	34	38	35	35	6	8
	83	252	47	45	43	51	6	7
	84	480	65	80	87	100	9	11
	85	478	55	60	94	111	11	15
	86	580	68	68	122	131	19	21

TOWN OF GREECE  
TOWN JUSTICE  
(VOTE FOR 2)  
PART 1 OF 2

LEGISLATIVE DISTRICT OR TOWN	ELECTION DISTRICT	TOTAL VOTERS	WILLIAM KING	DEBORAH A. INDIVINO	GINO M. NITTI	VINCENT B. CAMPBELL	GINO M. NITTI	VINCENT B. CAMPBELL
			DEM	DEM	REP	REP	IND	IND
Greece								
	87	426	62	69	80	86	10	13
	88	412	73	58	73	86	5	9
	89	406	65	61	69	76	5	8
	90	498	61	76	95	95	11	9
	91	792	120	126	157	163	14	18
	92	532	85	93	97	115	12	9
	93	556	98	116	103	99	17	10
	94	370	55	60	78	73	4	5
	95	222	40	37	41	45	3	5
	96	468	67	76	88	94	10	9
	97	884	109	115	209	211	28	29
	98	536	69	79	92	108	6	6
	99	512	56	55	107	120	13	10
	100	574	60	82	121	121	19	25
	101	302	30	34	65	71	7	6
	102	588	73	81	137	135	17	10
	103	516	59	78	96	81	16	18
	104	540	83	89	95	109	10	13
	105	324	36	48	66	73	9	9
	106	320	41	37	64	75	4	4
	107	270	35	35	66	67	3	5
	108	258	41	37	49	54	7	4
	109	486	67	93	96	85	14	12
GRAND TOTAL:		<u>43,776</u>	<u>6,303</u>	<u>6,827</u>	<u>8,386</u>	<u>9,136</u>	<u>912</u>	<u>1,016</u>

TOWN OF GREECE  
TOWN JUSTICE  
(VOTE FOR 2)  
PART 2 OF 2

LEGISLATIVE DISTRICT OR TOWN	ELECTION DISTRICT	TOTAL VOTERS	GINO M. NITTI CON	VINCENT B. CAMPBELL CON	WILLIAM KING WOR	DEBORAH A. INDIVINO WOR	SCATTER	BLANK AND VOID
Greece								
	1	406	22	25	6	7	0	40
	2	442	28	29	6	6	0	56
	3	394	26	25	3	7	0	39
	4	356	24	23	3	1	0	34
	5	290	16	17	5	4	0	39
	6	290	15	18	6	6	0	54
	7	344	16	15	5	7	0	43
	8	332	15	17	4	3	0	57
	9	292	20	22	3	5	0	25
	10	320	13	14	3	5	0	26
	11	132	4	5	3	4	0	19
	12	206	9	10	4	4	0	17
	13	346	20	26	2	4	0	36
	14	272	13	16	1	2	0	43
	15	344	16	18	4	4	0	53
	16	316	12	13	2	3	0	47
	17	466	31	32	5	5	0	45
	18	450	21	22	3	2	0	50
	19	326	13	16	4	5	0	45
	20	304	21	22	7	5	0	27
	21	300	18	19	4	6	0	94
	22	260	7	7	3	2	0	29
	23	696	28	28	8	8	0	120
	24	566	32	33	5	6	0	73
	25	388	16	17	7	6	0	54
	26	350	18	17	3	4	0	41
	27	410	29	26	3	1	0	62
	28	462	26	27	8	10	0	50
	29	428	22	22	3	3	0	53
	30	256	15	14	2	2	0	34
	31	362	17	17	6	5	0	32
	32	314	18	21	6	7	0	49
	33	398	24	26	3	2	0	43
	34	468	23	21	6	7	0	62
	35	480	28	29	5	7	0	77
	36	468	21	19	2	5	0	82
	37	314	24	26	2	6	0	34
	38	564	16	26	8	5	0	55
	39	284	18	18	0	0	0	28
	40	300	19	23	5	3	0	26
	41	436	25	27	5	7	0	48
	42	322	17	16	3	4	0	40
	43	318	26	29	4	2	0	39

TOWN OF GREECE  
TOWN JUSTICE  
(VOTE FOR 2)  
PART 2 OF 2

LEGISLATIVE DISTRICT OR TOWN	ELECTION DISTRICT	TOTAL VOTERS	GINO M. NITTI CON	VINCENT B. CAMPBELL CON	WILLIAM KING WOR	DEBORAH A. INDIVINO WOR	SCATTER	BLANK AND VOID
Greece								
	44	616	37	39	1	3	0	55
	45	538	28	25	2	2	0	58
	46	232	17	17	9	8	0	12
	47	410	23	28	7	8	0	43
	48	286	14	10	1	1	1	38
	49	318	19	16	1	2	0	56
	50	394	17	20	4	4	0	44
	51	268	14	14	1	4	0	30
	52	468	28	31	6	6	0	50
	53	270	19	19	3	5	0	23
	54	484	28	32	7	5	0	69
	55	360	25	24	1	2	0	45
	56	544	26	28	7	4	0	54
	57	374	22	20	3	4	0	39
	58	540	28	30	1	1	0	62
	59	182	13	14	1	0	0	22
	60	320	15	14	7	6	0	39
	61	410	20	24	7	8	0	62
	62	412	13	13	0	4	0	63
	63	452	21	23	6	7	0	61
	64	296	9	8	2	3	0	38
	65	388	7	6	3	4	0	71
	66	216	11	12	2	1	0	20
	67	346	23	20	8	9	0	37
	68	546	47	44	3	3	0	57
	69	324	17	16	1	5	0	31
	70	830	48	46	4	8	0	97
	71	512	28	30	3	6	0	61
	72	494	28	27	4	3	0	56
	73	230	12	14	3	2	0	22
	74	304	8	7	0	5	0	41
	75	298	16	15	2	4	0	43
	76	356	16	22	1	0	0	33
	77	450	19	20	7	5	0	57
	78	298	19	19	1	0	0	46
	79	606	35	36	5	8	0	70
	80	546	27	35	4	2	0	78
	81	280	9	8	3	7	0	30
	82	224	15	14	5	6	0	28
	83	252	7	7	3	5	0	31
	84	480	31	28	2	5	0	62
	85	478	33	30	2	3	0	64
	86	580	36	43	4	3	0	65

TOWN OF GREECE  
TOWN JUSTICE  
(VOTE FOR 2)  
PART 2 OF 2

LEGISLATIVE DISTRICT OR TOWN	ELECTION DISTRICT	TOTAL VOTERS	GINO M. NITTI CON	VINCENT B. CAMPBELL CON	WILLIAM KING WOR	DEBORAH A. INDIVINO WOR	SCATTER	BLANK AND VOID
Greece	87	426	23	23	3	3	0	54
	88	412	24	28	1	4	0	51
	89	406	21	20	2	5	0	74
	90	498	31	29	4	6	0	81
	91	792	43	46	9	11	0	85
	92	532	24	23	4	7	0	63
	93	556	22	25	6	4	0	56
	94	370	20	19	5	8	0	43
	95	222	5	6	3	4	0	33
	96	468	19	20	2	2	1	80
	97	884	38	42	3	9	0	91
	98	536	32	36	13	13	0	82
	99	512	43	37	7	8	0	56
	100	574	32	31	5	5	0	73
	101	302	24	26	1	1	0	37
	102	588	24	25	11	12	0	63
	103	516	51	44	7	8	0	58
	104	540	31	31	4	5	0	70
	105	324	22	21	4	5	0	31
	106	320	22	22	4	2	0	45
	107	270	9	13	4	7	0	26
	108	258	15	15	1	3	0	32
	109	486	29	25	2	4	0	59
GRAND TOTAL:		<u>43,776</u>	<u>2,374</u>	<u>2,448</u>	<u>432</u>	<u>514</u>	<u>2</u>	<u>5,426</u>

TOWN OF GREECE  
MEMBER OF TOWN COUNCIL  
1ST WARD

LEGISLATIVE DISTRICT OR TOWN	ELECTION DISTRICT	TOTAL VOTERS	KAREN P. LEE-BYFIELD	SHANNON J. O'KEEFE	WALTER J. SCHIEMANN	SHANNON J. O'KEEFE	KAREN P. LEE-BYFIELD	SCATTER	BLANK AND VOID
			DEM	REP	IND	CON	WOR		
Greece									
	1	203	59	74	6	24	8	0	32
	2	221	57	84	9	32	7	0	32
	6	145	30	63	5	20	5	0	22
	11	66	28	22	1	4	4	0	7
	12	103	30	43	4	9	5	0	12
	16	158	27	80	9	15	3	0	24
	21	150	39	51	8	26	5	0	21
	22	130	50	52	6	7	4	0	11
	26	175	51	69	2	23	3	0	27
	30	128	38	50	1	15	1	0	23
	31	181	49	89	3	22	4	0	14
	34	234	68	91	12	26	5	0	32
	35	240	58	87	8	34	4	0	49
	38	282	90	127	8	28	6	0	23
	41	218	64	83	14	30	6	0	21
	46	116	29	55	3	19	6	0	4
	47	205	59	92	2	25	5	0	22
	48	143	33	73	8	13	0	0	16
	71	256	68	106	16	27	3	0	36
	74	152	47	68	4	11	1	0	21
	76	178	43	94	5	21	1	0	14
	78	149	37	71	3	15	5	0	18
	79	303	79	132	12	37	4	0	39
	82	112	27	44	6	17	4	0	14
	84	240	63	99	7	35	0	0	36
	89	203	51	77	7	26	3	0	39
	98	268	62	102	13	35	13	0	43
	99	256	52	118	9	43	5	0	29
	106	160	41	71	2	22	3	0	21
GRAND TOTAL:		<u>5,375</u>	<u>1,429</u>	<u>2,267</u>	<u>193</u>	<u>661</u>	<u>123</u>	<u>0</u>	<u>702</u>



TOWN OF GREECE  
MEMBER OF TOWN COUNCIL  
2ND WARD

LEGISLATIVE DISTRICT OR TOWN	ELECTION DISTRICT	TOTAL VOTERS	JOSEPH MOSCATO	BOB BILSKY	BOB BILSKY	BOB BILSKY	JOSEPH MOSCATO	SCATTER	BLANK AND VOID
			DEM	REP	IND	CON	WOR		
Greece	3	197	63	82	7	27	5	0	13
	4	178	66	67	5	21	2	0	17
	13	173	67	60	8	19	2	0	17
	15	172	57	77	6	13	4	0	15
	18	225	73	98	9	20	6	0	19
	29	214	68	88	11	22	2	0	23
	36	234	69	94	5	27	4	0	35
	39	142	54	53	2	17	1	0	15
	42	161	66	54	2	16	5	0	18
	49	159	52	58	5	17	3	0	24
	50	197	86	70	7	18	5	0	11
	52	234	81	87	10	27	5	0	24
	53	135	47	44	6	18	2	0	18
	55	180	74	56	3	23	2	0	22
	56	272	84	132	9	26	4	0	17
	58	270	98	105	11	27	5	0	24
	60	160	58	55	9	14	6	0	18
	62	206	90	69	4	12	3	0	28
	64	148	55	60	7	11	1	1	13
	66	108	36	39	6	13	3	0	11
	69	162	70	55	4	14	1	0	18
	72	247	87	90	13	26	6	0	25
	73	115	50	42	0	11	2	0	10
	75	149	59	55	1	14	3	0	17
	80	273	79	115	10	31	5	0	33
	88	206	74	73	8	26	2	0	23
	95	111	45	42	5	6	2	0	11
	96	234	94	86	10	12	3	0	29
	101	151	42	66	5	24	2	0	12
GRAND TOTAL:		<u>5,413</u>	<u>1,944</u>	<u>2,072</u>	<u>188</u>	<u>552</u>	<u>96</u>	<u>1</u>	<u>560</u>

TOWN OF GREECE  
MEMBER OF TOWN COUNCIL  
3RD WARD

LEGISLATIVE DISTRICT OR TOWN	ELECTION DISTRICT	TOTAL VOTERS	SHAWN A. LAVIN	ANDREW J. CONLON	LILI VEGA	ANDREW J. CONLON	SHAWN A. LAVIN	SCATTER	BLANK AND VOID
			DEM	REP	IND	CON	WOR		
Greece									
	5	145	56	45	2	18	8	0	16
	7	172	66	58	7	14	4	0	23
	8	166	52	53	6	18	4	0	33
	9	146	50	58	9	17	5	0	7
	10	160	57	62	5	17	5	0	14
	14	136	55	42	2	14	3	0	20
	17	233	70	88	6	30	6	0	33
	19	163	76	49	4	14	4	0	16
	20	152	61	52	7	18	5	0	9
	23	348	150	94	6	27	12	0	59
	25	194	72	73	5	16	5	0	23
	32	157	69	41	2	19	8	0	18
	37	157	38	61	6	29	2	0	21
	40	150	58	51	3	17	2	0	19
	51	134	56	41	8	12	2	0	15
	59	91	34	28	4	15	1	0	9
	61	205	75	65	6	23	9	0	27
	63	226	97	69	6	25	5	0	24
	65	194	56	88	9	8	5	0	28
	67	173	55	60	11	19	8	0	20
	68	273	97	98	6	46	4	0	22
	77	225	89	76	6	20	10	0	24
	81	140	38	57	9	7	4	0	25
	83	126	44	48	7	10	2	0	15
	87	213	65	84	14	20	3	0	27
	93	278	103	99	14	26	5	0	31
	94	185	66	64	6	18	4	0	27
GRAND TOTAL:		<u>4,942</u>	<u>1,805</u>	<u>1,704</u>	<u>176</u>	<u>517</u>	<u>135</u>	<u>0</u>	<u>605</u>

TOWN OF GREECE  
MEMBER OF TOWN COUNCIL  
4TH WARD

LEGISLATIVE DISTRICT OR TOWN	ELECTION DISTRICT	TOTAL VOTERS	KARL E. NIELSEN	KIRK A. MORRIS	KIRK A. MORRIS	KIRK A. MORRIS	KARL E. NIELSEN	SCATTER	BLANK AND VOID
			DEM	REP	IND	CON	WOR		
Greece	24	283	79	109	14	28	1	0	52
	27	205	52	69	6	24	4	0	50
	28	231	73	81	8	24	8	0	37
	33	199	55	75	8	23	3	0	35
	43	159	43	66	7	22	3	0	18
	44	308	111	113	8	36	3	0	37
	45	269	66	129	11	23	2	0	38
	54	242	83	84	7	28	9	0	31
	57	187	58	67	10	20	3	0	29
	70	415	116	174	14	45	5	0	61
	85	239	64	95	4	28	3	0	45
	86	290	85	111	15	34	3	0	42
	90	249	70	78	11	28	6	0	56
	91	396	129	142	15	45	8	0	57
	92	266	89	97	9	24	4	0	43
	97	442	111	202	27	43	2	0	57
	100	287	72	112	22	31	4	0	46
	102	294	80	126	9	22	12	0	45
	103	258	67	85	13	45	13	0	35
	104	270	87	96	5	29	6	0	47
	105	162	49	67	5	20	4	0	17
	107	135	33	63	5	8	7	0	19
	108	129	38	46	5	13	7	0	20
	109	243	87	67	14	22	2	0	51
GRAND TOTAL:		<u>6,158</u>	<u>1,797</u>	<u>2,354</u>	<u>252</u>	<u>665</u>	<u>122</u>	<u>0</u>	<u>968</u>

TOWN OF GREECE  
RECEIVER OF TAXES

LEGISLATIVE DISTRICT OR TOWN	ELECTION DISTRICT	TOTAL VOTERS	KATHLEEN M. TRIMMER	KATHLEEN A. TAYLOR	KATHLEEN A. TAYLOR	KATHLEEN A. TAYLOR	KATHLEEN M. TRIMMER	SCATTER	BLANK AND VOID
			DEM	REP	IND	CON	WOR		
Greece									
	1	203	69	78	10	21	7	0	18
	2	221	59	91	22	33	5	0	11
	3	197	50	98	6	27	6	0	10
	4	178	53	76	11	26	1	0	11
	5	145	47	55	7	17	6	0	13
	6	145	26	67	6	24	2	0	20
	7	172	56	74	9	13	6	0	14
	8	166	40	76	9	15	4	0	22
	9	146	39	71	9	19	3	0	5
	10	160	55	71	4	16	3	0	11
	11	66	28	23	4	3	3	0	5
	12	103	30	48	5	10	4	0	6
	13	173	54	69	9	25	3	0	13
	14	136	43	57	6	13	3	0	14
	15	172	45	89	7	16	3	0	12
	16	158	28	86	13	13	2	0	16
	17	233	61	103	13	30	5	0	21
	18	225	74	107	10	20	2	0	12
	19	163	52	73	5	13	6	0	14
	20	152	42	63	10	20	5	0	12
	21	150	34	60	12	20	6	0	18
	22	130	44	58	6	9	3	0	10
	23	348	124	144	10	28	8	0	34
	24	283	69	133	20	29	5	0	27
	25	194	53	98	5	18	6	0	14
	26	175	45	83	4	20	2	0	21
	27	205	54	81	10	26	2	0	32
	28	231	56	111	7	25	10	0	22
	29	214	68	97	10	18	4	0	17
	30	128	36	63	3	14	4	0	8
	31	181	54	86	6	18	6	0	11
	32	157	44	66	6	19	7	0	15
	33	199	51	96	8	24	3	0	17
	34	234	68	102	11	27	4	0	22
	35	240	67	100	9	32	5	0	27
	36	234	71	99	6	29	1	0	28
	37	157	44	66	6	27	2	0	12
	38	282	91	130	8	25	6	0	22
	39	142	40	71	2	18	1	0	10
	40	150	43	65	5	21	1	0	15
	41	218	66	87	11	28	7	0	19
	42	161	63	59	4	20	3	0	12

TOWN OF GREECE  
RECEIVER OF TAXES

LEGISLATIVE DISTRICT OR TOWN	ELECTION DISTRICT	TOTAL VOTERS	KATHLEEN M. TRIMMER DEM	KATHLEEN A. TAYLOR REP	KATHLEEN A. TAYLOR IND	KATHLEEN A. TAYLOR CON	KATHLEEN M. TRIMMER WOR	SCATTER	BLANK AND VOID
Greece									
	43	159	36	71	8	25	3	0	16
	44	308	96	143	9	37	2	0	21
	45	269	64	141	7	24	5	0	28
	46	116	28	56	4	18	4	0	6
	47	205	67	84	3	28	6	0	17
	48	143	30	77	10	12	4	0	10
	49	159	34	80	8	20	1	0	16
	50	197	62	89	9	21	5	0	11
	51	134	47	56	7	14	2	0	8
	52	234	62	110	11	28	9	0	14
	53	135	37	58	7	21	3	0	9
	54	242	86	94	11	26	9	0	16
	55	180	44	92	6	26	0	0	12
	56	272	63	155	5	30	7	0	12
	57	187	51	86	12	21	2	0	15
	58	270	86	118	12	24	3	0	27
	59	91	37	32	2	14	0	0	6
	60	160	45	75	5	17	4	0	14
	61	205	55	81	8	24	11	0	26
	62	206	63	93	11	14	3	0	22
	63	226	84	81	6	26	5	0	24
	64	148	45	74	8	10	0	0	11
	65	194	51	91	11	7	6	0	28
	66	108	37	45	5	12	3	0	6
	67	173	52	75	10	18	8	0	10
	68	273	70	123	15	40	5	0	20
	69	162	60	67	6	17	1	0	11
	70	415	100	207	22	48	4	0	34
	71	256	76	109	16	29	3	0	23
	72	247	75	106	8	32	4	0	22
	73	115	41	54	2	13	1	0	4
	74	152	52	65	10	10	0	0	15
	75	149	47	67	2	17	2	0	14
	76	178	49	88	12	19	1	0	9
	77	225	66	104	6	19	6	0	24
	78	149	33	72	8	16	3	0	17
	79	303	76	145	12	36	8	0	26
	80	273	57	136	21	33	3	0	23
	81	140	35	70	7	8	4	0	16
	82	112	35	37	6	15	6	0	13
	83	126	42	56	7	8	3	0	10
	84	240	62	113	12	33	1	0	19

TOWN OF GREECE  
RECEIVER OF TAXES

LEGISLATIVE DISTRICT OR TOWN	ELECTION DISTRICT	TOTAL VOTERS	KATHLEEN M. TRIMMER DEM	KATHLEEN A. TAYLOR REP	KATHLEEN A. TAYLOR IND	KATHLEEN A. TAYLOR CON	KATHLEEN M. TRIMMER WOR	SCATTER	BLANK AND VOID
Greece	85	239	60	114	8	29	5	0	23
	86	290	73	132	21	34	2	0	28
	87	213	60	105	11	19	2	0	16
	88	206	48	106	6	30	2	0	14
	89	203	63	80	9	22	3	0	26
	90	249	64	101	14	33	8	0	29
	91	396	114	173	17	48	5	0	39
	92	266	80	122	11	23	7	0	23
	93	278	93	115	15	26	6	0	23
	94	185	58	79	8	18	6	0	16
	95	111	36	50	6	6	2	0	11
	96	234	67	110	12	15	3	0	27
	97	442	90	243	28	42	5	0	34
	98	268	73	114	6	35	12	0	28
	99	256	47	126	14	45	4	0	20
	100	287	76	128	26	29	4	0	24
	101	151	35	74	6	24	4	0	8
	102	294	79	144	12	24	12	0	23
	103	258	61	102	15	51	12	0	17
	104	270	78	123	6	28	7	0	28
	105	162	36	82	9	22	5	0	8
	106	160	42	79	5	20	2	0	12
	107	135	34	68	6	9	6	0	12
	108	129	37	54	5	19	2	0	12
	109	243	73	102	15	22	5	0	26
GRAND TOTAL:		<u>21,888</u>	<u>6,151</u>	<u>9,932</u>	<u>1,002</u>	<u>2,452</u>	<u>466</u>	<u>0</u>	<u>1,885</u>

TOWN OF HAMLIN  
SUPERVISOR

LEGISLATIVE DISTRICT OR TOWN	ELECTION DISTRICT	TOTAL VOTERS	PETER P. TERRY  REP	PETER P. TERRY  IND	PETER P. TERRY  CON	SCATTER	BLANK AND VOID
Hamlin	1	154	69	15	21	0	49
	2	257	145	16	30	0	66
	3/11	174	74	15	28	0	57
	4	166	88	8	22	0	48
	5	164	81	8	29	0	46
	6	126	63	8	16	0	39
	7	271	136	22	44	1	68
	8	155	74	8	20	0	53
	9	143	81	6	13	0	43
	10	243	145	16	30	0	52
GRAND TOTAL:		<u>1,853</u>	<u>956</u>	<u>122</u>	<u>253</u>	<u>1</u>	<u>521</u>

TOWN OF HAMLIN  
TOWN JUSTICE

LEGISLATIVE DISTRICT OR TOWN	ELECTION DISTRICT	TOTAL VOTERS	RICHARD W. MOFFETT  REP	RICHARD W. MOFFETT  CON	SCATTER	BLANK AND VOID
Hamlin	1	154	75	25	0	54
	2	257	138	29	0	90
	3/11	174	90	34	0	50
	4	166	89	25	0	52
	5	164	82	35	0	47
	6	126	62	21	0	43
	7	271	143	50	1	77
	8	155	75	22	0	58
	9	143	83	18	0	42
	10	243	146	34	0	63
GRAND TOTAL:		<u>1,853</u>	<u>983</u>	<u>293</u>	<u>1</u>	<u>576</u>



TOWN OF HAMLIN  
MEMBER OF TOWN COUNCIL  
(VOTE FOR 2)  
PART 1 OF 2

LEGISLATIVE DISTRICT OR TOWN	ELECTION DISTRICT	TOTAL VOTERS	RODNEY W. ZULKOSKY	TOMMY E. JENSEN	CRAIG A. GOODRICH	PAUL S. RATH	RODNEY W. ZULKOSKY
			DEM	DEM	REP	REP	IND
Hamlin	1	308	45	48	63	61	6
	2	514	80	101	106	91	12
	3/11	348	36	41	67	70	12
	4	332	48	60	72	72	4
	5	328	36	40	79	75	7
	6	252	44	45	51	50	4
	7	542	70	57	129	119	12
	8	310	38	45	59	65	11
	9	286	28	47	67	64	4
	10	486	46	62	132	130	9
GRAND TOTAL:		<u>3,706</u>	<u>471</u>	<u>546</u>	<u>825</u>	<u>797</u>	<u>81</u>

TOWN OF HAMLIN  
MEMBER OF TOWN COUNCIL  
(VOTE FOR 2)  
PART 2 OF 2

LEGISLATIVE DISTRICT OR TOWN	ELECTION DISTRICT	TOTAL VOTERS	CRAIG A. GOODRICH  CON	PAUL S. RATH  CON	RODNEY W. ZULKOSKY  WOR	TOMMY E. JENSEN  WOR	SCATTER	BLANK AND VOID
Hamlin								
	1	308	22	24	6	11	0	22
	2	514	26	23	8	13	0	54
	3/11	348	30	30	3	4	1	54
	4	332	16	18	8	7	0	27
	5	328	24	24	3	7	0	33
	6	252	15	14	2	3	0	24
	7	542	39	34	6	14	0	62
	8	310	20	21	4	9	0	38
	9	286	15	13	2	8	0	38
	10	486	29	24	4	10	0	40
GRAND TOTAL:		3,706	236	225	46	86	1	392

TOWN OF HAMLIN  
SUPERINTENDENT OF HIGHWAYS

LEGISLATIVE DISTRICT OR TOWN	ELECTION DISTRICT	TOTAL VOTERS	STEVEN J. BAASE  REP	STEVEN J. BAASE  CON	CLAYTON J. CHAMPION  BCH	SCATTER	BLANK AND VOID
Hamlin							
	1	154	72	26	29	2	25
	2	257	169	40	17	0	31
	3/11	174	105	31	8	0	30
	4	166	103	27	11	0	25
	5	164	83	29	17	0	35
	6	126	61	21	22	0	22
	7	271	176	42	16	0	37
	8	155	86	26	18	0	25
	9	143	82	24	11	0	26
	10	243	160	38	16	0	29
GRAND TOTAL:		<u>1,853</u>	<u>1,097</u>	<u>304</u>	<u>165</u>	<u>2</u>	<u>285</u>

TOWN OF HENRIETTA  
SUPERVISOR

LEGISLATIVE DISTRICT OR TOWN	ELECTION DISTRICT	TOTAL VOTERS	WILLIAM F. WU DEM	MICHAEL B. YUDELSON REP	MICHAEL B. YUDELSON IND	MICHAEL B. YUDELSON CON	JEFFREY P. KUEPPERS BF	SCATTER	BLANK AND VOID
Henrietta									
	1	258	42	144	13	37	12	0	10
	2	166	25	89	12	25	7	0	8
	3	66	14	41	4	3	3	0	1
	4	154	48	62	12	12	10	0	10
	5	173	38	85	12	23	13	0	2
	6	184	37	98	7	22	9	0	11
	7	197	36	94	17	39	4	0	7
	8	210	44	105	18	19	13	0	11
	9	140	41	60	4	12	13	0	10
	10	181	35	94	15	15	10	0	12
	11	132	33	57	5	9	22	0	6
	12	188	39	94	16	18	10	0	11
	13	169	38	84	11	27	5	0	4
	14	129	12	80	7	18	6	0	6
	15	188	30	110	11	20	10	0	7
	16	117	25	51	12	11	14	0	4
	17	243	47	131	15	28	10	0	12
	18	195	37	112	8	16	11	0	11
	19	153	16	79	13	25	10	0	10
	20	199	31	119	16	18	6	0	9
	21	162	38	79	11	16	11	0	7
	22	286	59	158	16	32	9	0	12
	23	129	36	52	4	13	14	1	9
	24	171	28	96	15	14	14	0	4
	25	216	34	129	13	29	8	0	3
	26	343	63	158	28	58	20	0	16
	27	312	53	164	27	38	21	0	9
	28	272	57	137	20	34	11	0	13
	29	253	73	101	19	36	13	0	11
	30	315	79	153	20	38	9	0	16
	31	112	24	54	10	14	5	0	5
	32	273	56	155	12	28	11	0	11
	33	125	29	68	7	8	8	0	5
	34	85	8	37	5	9	23	0	3
	35	189	40	100	12	23	7	0	7
GRAND TOTAL:		<u>6,685</u>	<u>1,345</u>	<u>3,430</u>	<u>447</u>	<u>787</u>	<u>382</u>	<u>1</u>	<u>293</u>

TOWN OF HENRIETTA  
MEMBER OF TOWN COUNCIL  
(VOTE FOR 2)

LEGISLATIVE DISTRICT OR TOWN	ELECTION DISTRICT	TOTAL VOTERS	MICHAEL T. PORTER	JULIE BEHLOK	JACK W. MOORE	JANET B. ZINCK	JACK W. MOORE	JANET B. ZINCK	JACK W. MOORE	JANET B. ZINCK	SCATTER	BLANK AND VOID
			DEM	DEM	REP	REP	IND	IND	CON	CON		
Henrietta	1	516	52	78	128	121	17	14	37	32	0	37
	2	332	37	40	84	74	9	9	27	26	0	26
	3	132	21	19	30	35	6	6	4	3	0	8
	4	308	62	69	52	51	12	11	13	13	0	25
	5	346	44	61	73	72	12	6	21	24	0	33
	6	368	48	49	92	90	10	7	20	19	0	33
	7	394	46	52	78	77	17	14	38	37	0	35
	8	420	49	76	104	92	17	15	17	16	0	34
	9	280	48	54	51	52	10	9	14	14	0	28
	10	362	43	46	82	83	12	14	18	20	0	44
	11	264	52	54	51	47	6	5	13	13	0	23
	12	376	38	53	96	91	18	16	21	19	0	24
	13	338	48	63	71	64	9	6	27	27	0	23
	14	258	20	32	69	69	6	5	18	17	0	22
	15	376	46	49	94	94	10	9	23	19	0	32
	16	234	30	36	50	52	10	8	12	13	0	23
	17	486	72	81	116	107	11	8	31	31	0	29
	18	390	51	71	83	76	9	9	17	17	0	57
	19	306	26	44	77	74	8	8	24	26	0	19
	20	398	42	44	102	106	17	17	20	18	0	32
	21	324	45	65	78	63	8	12	16	15	0	22
	22	572	81	99	128	129	14	14	33	37	0	37
	23	258	44	51	45	43	6	9	17	17	1	25
	24	342	50	55	76	80	8	14	14	14	0	31
	25	432	39	49	123	113	10	9	29	31	0	29
	26	686	72	110	151	131	32	25	59	54	0	52
	27	624	77	88	149	144	25	25	41	38	0	37
	28	544	67	83	111	133	17	21	33	32	0	47
	29	506	97	104	88	81	14	12	31	32	0	47
	30	630	104	106	128	123	16	20	39	40	0	54
	31	224	33	41	42	43	7	6	14	15	1	22
	32	546	85	96	126	123	10	13	31	30	0	32
	33	250	41	43	59	56	3	5	9	7	0	27

TOWN OF HENRIETTA  
MEMBER OF TOWN COUNCIL  
(VOTE FOR 2)

LEGISLATIVE DISTRICT OR TOWN	ELECTION DISTRICT	TOTAL VOTERS	MICHAEL T. PORTER	JULIE BEHLOK	JACK W. MOORE	JANET B. ZINCK	JACK W. MOORE	JANET B. ZINCK	JACK W. MOORE	JANET B. ZINCK	SCATTER	BLANK AND VOID
			DEM	DEM	REP	REP	IND	IND	CON	CON		
Henrietta	34	170	18	19	37	40	5	4	10	11	0	26
	35	378	49	60	83	87	12	12	25	24	0	26
GRAND TOTAL:		<u>13,370</u>	<u>1,777</u>	<u>2,140</u>	<u>3,007</u>	<u>2,916</u>	<u>413</u>	<u>397</u>	<u>816</u>	<u>801</u>	<u>2</u>	<u>1,101</u>

TOWN OF IRONDEQUOIT  
SUPERVISOR

LEGISLATIVE DISTRICT OR TOWN	ELECTION DISTRICT	TOTAL VOTERS	MARY ELLEN HEYMAN	MARY JOYCE D'AURIZIO	MARY JOYCE D'AURIZIO	MARY JOYCE D'AURIZIO	SCATTER	BLANK AND VOID
			DEM	REP	IND	CON		
Irondequoit	1	186	85	58	12	15	0	16
	2	154	71	62	3	12	0	6
	3	214	103	74	9	19	0	9
	4	175	75	59	13	22	0	6
	5	131	71	41	4	11	0	4
	6	337	167	106	16	29	0	19
	7	319	121	137	17	33	0	11
	8	229	91	97	9	23	0	9
	9	213	87	89	11	14	0	12
	10	254	99	115	11	22	0	7
	11	102	50	39	0	7	0	6
	12	130	63	42	6	12	0	7
	13	259	128	83	10	23	0	15
	14	272	146	76	8	29	0	13
	15	297	116	129	11	25	0	16
	16	253	110	98	14	16	0	15
	17	136	59	47	10	11	0	9
	18	218	91	93	8	21	0	5
	19	185	105	57	9	9	0	5
	20	205	77	93	13	13	0	9
	21	196	72	83	17	15	0	9
	22	242	78	108	9	31	0	16
	23	166	91	52	12	4	0	7
	24	180	85	54	8	22	0	11
	25	181	83	59	6	21	0	12
	26	111	49	43	7	4	0	8
	27	144	60	57	8	15	0	4
	28	148	70	51	7	13	0	7
	29	129	53	48	6	14	0	8
	30	167	68	69	13	8	0	9
	31	199	83	83	8	18	2	5
	32	192	74	71	14	17	0	16
	33	151	67	63	5	11	0	5
	34	299	119	132	11	21	0	16
	35	95	56	32	2	4	0	1
	36	76	32	29	4	5	0	6
	37	169	72	67	7	12	0	11
	38	111	47	40	7	10	0	7
	39	80	38	26	4	0	0	12
	40	148	65	58	9	10	0	6
	41	179	97	54	9	11	0	8
	42	234	86	105	8	24	0	11
	43	113	44	39	7	15	0	8
	44	412	195	149	21	26	0	21

TOWN OF IRONDEQUOIT  
SUPERVISOR

LEGISLATIVE DISTRICT OR TOWN	ELECTION DISTRICT	TOTAL VOTERS	MARY ELLEN HEYMAN	MARY JOYCE D'AURIZIO	MARY JOYCE D'AURIZIO	MARY JOYCE D'AURIZIO	SCATTER	BLANK AND VOID
			DEM	REP	IND	CON		
Irondequoit	45	165	81	63	6	9	0	6
	46	188	69	84	6	18	0	11
	47	76	40	34	0	1	0	1
	48	210	88	87	7	16	0	12
	49	184	76	67	5	19	1	16
	50	95	49	37	3	2	0	4
	51	266	101	122	10	21	0	12
	52	198	94	58	18	11	0	17
	53	167	69	67	7	14	0	10
	54	41	23	13	0	2	0	3
	55	170	73	62	13	12	0	10
	56	180	80	65	7	20	0	8
	57	273	115	112	13	23	0	10
	58	195	88	69	8	22	0	8
	59	161	74	58	5	17	0	7
	60	194	82	70	12	18	0	12
	61	242	105	93	15	18	0	11
	62	245	90	103	11	22	0	19
	63	146	65	55	7	9	0	10
	64	127	53	47	9	14	0	4
	65	119	64	40	2	4	0	9
	66	50	28	12	3	1	0	6
	67	174	90	56	9	11	0	8
	68	175	82	63	6	12	1	11
	69	58	31	15	3	5	0	4
	70	68	27	31	6	3	0	1
	71/72	48	28	12	1	2	0	5
GRAND TOTAL:		<u>12,606</u>	<u>5,564</u>	<u>4,762</u>	<u>595</u>	<u>1,023</u>	<u>4</u>	<u>658</u>



TOWN OF IRONDEQUOIT  
TOWN JUSTICE  
(VOTE FOR 2)  
PART 1 OF 2

LEGISLATIVE DISTRICT OR TOWN	ELECTION DISTRICT	TOTAL VOTERS	JOSEPH J. VALENTINO	JOSEPH T. GENIER	STACEY M. ROMEO	PATRICK K. RUSSI	JOSEPH J. VALENTINO	JOSEPH T. GENIER
			DEM	DEM	REP	REP	IND	IND
Irondequoit								
	1	372	66	79	62	67	10	12
	2	308	64	77	51	47	9	8
	3	428	85	98	78	58	12	8
	4	350	60	83	55	43	12	17
	5	262	68	64	39	35	5	4
	6	674	142	179	104	85	31	23
	7	638	119	131	110	137	22	26
	8	458	65	89	96	93	12	9
	9	426	77	76	84	91	23	11
	10	508	78	111	108	104	14	19
	11	204	41	32	41	39	4	9
	12	260	47	41	41	41	9	10
	13	518	127	101	64	116	20	15
	14	544	112	119	94	80	15	15
	15	594	97	112	141	118	18	13
	16	506	97	133	87	80	15	15
	17	272	60	54	44	56	9	9
	18	436	77	96	91	77	10	5
	19	370	84	90	62	53	10	9
	20	410	57	95	98	75	12	13
	21	392	80	78	66	68	19	16
	22	484	78	97	96	92	13	13
	23	332	78	87	60	46	7	10
	24	360	76	77	43	65	15	8
	25	362	64	72	60	54	11	7
	26	222	42	36	47	44	6	5
	27	288	55	45	35	74	13	9
	28	296	53	61	50	51	8	13
	29	258	54	56	44	32	6	9
	30	334	65	86	61	57	7	12
	31	398	83	93	69	66	15	9
	32	384	75	86	64	66	13	11
	33	302	52	59	62	56	8	6
	34	598	104	109	125	133	10	9
	35	190	52	45	25	33	5	3
	36	152	33	24	28	30	3	2
	37	338	64	58	67	76	4	8
	38	222	42	53	31	34	10	7
	39	160	32	34	26	24	2	1
	40	296	59	58	52	56	13	10
	41	358	86	91	49	45	6	7
	42	468	87	94	91	96	14	13
	43	226	40	33	32	42	14	8

TOWN OF IRONDEQUOIT  
TOWN JUSTICE  
(VOTE FOR 2)  
PART 1 OF 2

LEGISLATIVE DISTRICT OR TOWN	ELECTION DISTRICT	TOTAL VOTERS	JOSEPH J. VALENTINO	JOSEPH T. GENIER	STACEY M. ROMEO	PATRICK K. RUSSI	JOSEPH J. VALENTINO	JOSEPH T. GENIER
			DEM	DEM	REP	REP	IND	IND
Irondequoit								
	44	824	123	164	172	166	19	31
	45	330	71	80	58	57	8	6
	46	376	63	80	82	58	6	8
	47	152	40	43	24	23	3	3
	48	420	73	91	76	80	16	13
	49	368	63	75	60	67	12	15
	50	190	42	45	34	34	6	4
	51	532	105	131	89	94	15	19
	52	396	84	72	57	64	10	18
	53	334	61	62	60	57	8	14
	54	82	22	19	7	11	1	2
	55	340	68	86	57	56	8	4
	56	360	68	75	54	61	9	10
	57	546	102	117	108	110	13	8
	58	390	59	71	71	79	10	13
	59	322	65	63	53	50	4	2
	60	388	70	75	69	61	10	14
	61	484	87	83	85	99	18	18
	62	490	88	104	81	91	12	20
	63	292	44	61	45	74	8	7
	64	254	59	60	37	26	9	9
	65	238	58	45	40	45	3	6
	66	100	31	25	12	12	2	1
	67	348	65	66	54	71	5	5
	68	350	62	77	64	59	10	9
	69	116	36	34	11	14	0	1
	70	136	30	32	19	21	3	4
	71/72	96	23	28	9	9	1	2
GRAND TOTAL:		<u>25,212</u>	<u>4,839</u>	<u>5,356</u>	<u>4,421</u>	<u>4,484</u>	<u>723</u>	<u>712</u>

TOWN OF IRONDEQUOIT  
TOWN JUSTICE  
(VOTE FOR 2)  
PART 2 OF 2

<u>LEGISLATIVE DISTRICT OR TOWN</u>	<u>ELECTION DISTRICT</u>	<u>TOTAL VOTERS</u>	STACEY M. ROMEO <u>CON</u>	JOSEPH T. GENIER <u>CON</u>	JOSEPH J. VALENTINO <u>WOR</u>	<u>SCATTER</u>	<u>BLANK AND VOID</u>
Irondequoit							
	1	372	22	19	3	0	32
	2	308	12	12	4	0	24
	3	428	18	23	10	0	38
	4	350	22	22	0	0	36
	5	262	12	12	4	0	19
	6	674	28	27	9	0	46
	7	638	30	26	6	0	31
	8	458	29	21	2	0	42
	9	426	13	13	1	0	37
	10	508	19	22	1	0	32
	11	204	5	7	1	0	25
	12	260	16	16	7	0	32
	13	518	21	21	1	0	32
	14	544	31	30	8	0	40
	15	594	26	25	2	0	42
	16	506	19	20	2	0	38
	17	272	16	13	1	0	10
	18	436	22	20	5	0	33
	19	370	12	14	10	0	26
	20	410	15	16	5	0	24
	21	392	19	12	1	0	33
	22	484	29	31	4	0	31
	23	332	5	7	2	0	30
	24	360	21	18	2	0	35
	25	362	26	25	4	0	39
	26	222	2	3	2	0	35
	27	288	14	11	5	0	27
	28	296	15	13	1	0	31
	29	258	12	15	4	0	26
	30	334	13	8	6	0	19
	31	398	15	14	2	0	32
	32	384	16	16	5	0	32
	33	302	10	14	2	0	33
	34	598	24	22	5	0	57
	35	190	5	4	2	0	16
	36	152	6	6	1	0	19
	37	338	14	13	0	0	34
	38	222	10	11	1	0	23
	39	160	0	2	1	0	38
	40	296	9	12	4	0	23
	41	358	15	12	4	0	43
	42	468	24	19	3	0	27
	43	226	15	15	3	0	24

TOWN OF IRONDEQUOIT  
TOWN JUSTICE  
(VOTE FOR 2)  
PART 2 OF 2

LEGISLATIVE DISTRICT OR TOWN	ELECTION DISTRICT	TOTAL VOTERS	STACEY M. ROMEO  CON	JOSEPH T. GENIER  CON	JOSEPH J. VALENTINO  WOR	SCATTER	BLANK AND VOID
Irondequoit							
	44	824	34	28	10	0	77
	45	330	11	14	1	0	24
	46	376	21	22	2	0	34
	47	152	5	6	0	0	5
	48	420	19	15	3	0	34
	49	368	23	20	3	2	28
	50	190	3	4	1	0	17
	51	532	20	16	4	0	39
	52	396	15	11	3	0	62
	53	334	17	10	3	0	42
	54	82	4	5	1	0	10
	55	340	16	15	3	0	27
	56	360	21	19	5	0	38
	57	546	21	15	6	0	46
	58	390	19	21	5	0	42
	59	322	21	20	3	0	41
	60	388	24	20	2	0	43
	61	484	17	15	6	0	56
	62	490	24	25	4	0	41
	63	292	12	9	1	0	31
	64	254	14	19	2	0	19
	65	238	5	5	6	0	25
	66	100	1	1	0	0	15
	67	348	15	10	5	0	52
	68	350	17	15	3	0	34
	69	116	5	5	1	0	9
	70	136	9	5	4	0	9
	71/72	96	4	3	3	0	14
GRAND TOTAL:		25,212	1,124	1,055	236	2	2,260

TOWN OF IRONDEQUOIT  
MEMBER OF TOWN COUNCIL  
(VOTE FOR 2)

LEGISLATIVE DISTRICT OR TOWN	ELECTION DISTRICT	TOTAL VOTERS	GAIL S. BELLO	DEBBIE EVANS	PAUL A. MARASCO	DEBORAH G. ESSLEY	PAUL A. MARASCO	DEBBIE EVANS	PAUL A. MARASCO	DEBORAH G. ESSLEY	SCATTER	BLANK AND VOID
			DEM	DEM	REP	REP	IND	IND	CON	CON		
Irondequoit	1	372	71	76	62	60	10	11	18	19	0	45
	2	308	64	62	56	57	5	6	13	14	0	31
	3	428	91	101	70	70	10	11	20	19	0	36
	4	350	59	64	55	60	14	13	20	18	0	47
	5	262	64	63	42	32	5	5	12	13	0	26
	6	674	135	134	102	120	18	23	28	29	0	85
	7	638	105	104	125	128	20	15	33	39	0	69
	8	458	70	74	98	105	9	10	29	31	0	32
	9	426	75	80	83	89	14	11	16	12	0	46
	10	508	71	88	117	123	14	10	21	31	1	32
	11	204	41	36	38	41	2	2	7	6	0	31
	12	260	57	49	46	41	7	8	13	15	0	24
	13	518	107	116	83	92	13	8	22	25	0	52
	14	544	120	127	82	81	13	13	35	32	0	41
	15	594	93	94	119	136	9	10	26	33	0	74
	16	506	89	107	102	103	15	12	15	20	0	43
	17	272	56	55	46	52	10	4	10	11	0	28
	18	436	90	93	80	81	11	6	19	20	0	36
	19	370	89	90	58	57	13	8	10	13	0	32
	20	410	64	67	96	99	11	8	16	16	0	33
	21	392	77	73	74	74	12	11	17	17	0	37
	22	484	66	69	103	116	10	8	30	36	0	46
	23	332	90	92	52	48	10	9	4	7	0	20
	24	360	73	74	55	55	8	9	21	23	0	42
	25	362	67	68	60	55	6	14	27	23	0	42
	26	222	36	41	51	41	5	5	4	2	0	37
	27	288	45	46	52	61	9	10	13	17	0	35
	28	296	56	62	57	51	5	7	13	13	2	30
	29	258	50	54	47	39	5	5	13	17	0	28

TOWN OF IRONDEQUOIT  
MEMBER OF TOWN COUNCIL  
(VOTE FOR 2)

LEGISLATIVE DISTRICT OR TOWN	ELECTION DISTRICT	TOTAL VOTERS	GAIL S. BELLO	DEBBIE EVANS	PAUL A. MARASCO	DEBORAH G. ESSLEY	PAUL A. MARASCO	DEBBIE EVANS	PAUL A. MARASCO	DEBORAH G. ESSLEY	SCATTER	BLANK AND VOID
			DEM	DEM	REP	REP	IND	IND	CON	CON		
Irondequoit	30	334	50	55	70	77	11	9	11	14	0	37
	31	398	76	77	76	82	6	11	14	18	0	38
	32	384	70	70	77	70	10	11	16	16	0	44
	33	302	55	65	60	56	3	4	12	11	0	36
	34	598	109	102	138	135	7	10	20	24	0	53
	35	190	52	47	26	25	5	5	5	4	0	21
	36	152	27	30	33	29	2	1	3	5	0	22
	37	338	69	69	75	70	5	4	12	11	0	23
	38	222	44	48	37	36	6	5	9	12	0	25
	39	160	33	35	28	27	1	2	0	0	0	34
	40	296	53	54	57	57	7	12	10	13	0	33
	41	358	96	93	53	52	7	8	12	13	0	24
	42	468	74	75	95	98	10	11	25	25	0	55
	43	226	41	38	40	40	6	4	16	17	0	24
	44	824	154	154	159	151	17	23	27	32	0	107
	45	330	76	70	64	56	6	12	11	11	0	24
	46	376	62	67	77	74	4	6	21	21	0	44
	47	152	31	37	36	33	1	1	2	1	0	10
	48	420	79	79	85	89	8	7	15	16	0	42
	49	368	56	64	64	62	11	13	21	24	2	51
	50	190	41	45	34	35	5	3	3	3	0	21
	51	532	93	96	108	113	19	13	17	20	0	53
	52	396	74	77	61	57	15	9	13	21	0	69
	53	334	59	68	62	57	7	5	13	14	0	49
	54	82	16	19	14	11	1	0	3	4	0	14
	55	340	63	65	68	66	10	8	13	13	0	34
	56	360	67	73	70	64	5	10	17	18	0	36
	57	546	102	109	103	109	12	6	27	27	0	51
	58	390	68	74	75	78	8	8	23	25	0	31

TOWN OF IRONDEQUOIT  
MEMBER OF TOWN COUNCIL  
(VOTE FOR 2)

LEGISLATIVE DISTRICT OR TOWN	ELECTION DISTRICT	TOTAL VOTERS	GAIL S. BELLO	DEBBIE EVANS	PAUL A. MARASCO	DEBORAH G. ESSLEY	PAUL A. MARASCO	DEBBIE EVANS	PAUL A. MARASCO	DEBORAH G. ESSLEY	SCATTER	BLANK AND VOID
			DEM	DEM	REP	REP	IND	IND	CON	CON		
Irondequoit	59	322	65	58	52	56	6	6	14	22	0	43
	60	388	75	75	65	71	8	15	19	23	0	37
	61	484	80	85	98	96	14	14	18	21	0	58
	62	490	85	84	93	100	9	7	23	28	0	61
	63	292	54	57	54	56	7	6	9	12	0	37
	64	254	55	49	35	45	8	5	17	16	0	24
	65	238	58	55	40	36	4	6	3	6	0	30
	66	100	25	25	14	17	4	3	0	0	0	12
	67	348	79	78	63	48	9	2	13	14	0	42
	68	350	67	65	64	71	8	4	12	18	0	41
	69	116	31	38	16	10	2	0	5	6	0	8
	70	136	28	29	19	26	6	5	3	4	0	16
	71/72	96	22	22	12	10	2	2	3	4	0	19
GRAND TOTAL:		<u>25,212</u>	<u>4,785</u>	<u>4,934</u>	<u>4,681</u>	<u>4,718</u>	<u>595</u>	<u>568</u>	<u>1,055</u>	<u>1,178</u>	<u>5</u>	<u>2,693</u>

TOWN OF MENDON  
SUPERVISOR

LEGISLATIVE DISTRICT OR TOWN	ELECTION DISTRICT	TOTAL VOTERS	IAN K. MCNABB	JOHN D. MOFFITT	JOHN D. MOFFITT	JOHN D. MOFFITT	SCATTER	BLANK AND VOID
			DEM	REP	IND	CON		
Mendon	1	348	164	120	15	34	0	15
	2	280	132	102	14	24	0	8
	3	351	129	154	14	47	0	7
	4	262	121	102	11	23	0	5
	5	283	122	102	10	38	0	11
	6	274	110	109	9	38	0	8
	7	300	98	142	9	38	0	13
	8	124	46	52	8	15	0	3
	9	254	102	107	10	26	0	9
GRAND TOTAL:		<u>2,476</u>	<u>1,024</u>	<u>990</u>	<u>100</u>	<u>283</u>	<u>0</u>	<u>79</u>



TOWN OF MENDON  
TOWN CLERK

<u>LEGISLATIVE DISTRICT OR TOWN</u>	<u>ELECTION DISTRICT</u>	<u>TOTAL VOTERS</u>	JAMES P. MERZKE <u>REP</u>	JAMES P. MERZKE <u>CON</u>	<u>SCATTER</u>	<u>BLANK AND VOID</u>
Mendon	1	348	175	43	0	130
	2	280	122	38	0	120
	3	351	191	57	0	103
	4	262	134	28	0	100
	5	283	134	45	0	104
	6	274	143	44	0	87
	7	300	169	39	0	92
	8	124	61	16	0	47
	9	254	134	33	1	86
GRAND TOTAL:		<u>2,476</u>	<u>1,263</u>	<u>343</u>	<u>1</u>	<u>869</u>

TOWN OF MENDON  
TOWN JUSTICE

LEGISLATIVE DISTRICT OR TOWN	ELECTION DISTRICT	TOTAL VOTERS	DOUGLAS JONES	CARA M. BRIGGS	CARA M. BRIGGS	CARA M. BRIGGS	SCATTER	BLANK AND VOID
			DEM	REP	IND	CON		
Mendon	1	348	160	120	14	35	0	19
	2	280	126	98	16	23	0	17
	3	351	126	139	18	49	0	19
	4	262	115	104	12	19	0	12
	5	283	118	101	17	39	0	8
	6	274	109	104	10	40	0	11
	7	300	110	123	17	37	0	13
	8	124	46	48	6	14	0	10
	9	254	112	95	6	28	0	13
GRAND TOTAL:		<u>2,476</u>	<u>1,022</u>	<u>932</u>	<u>116</u>	<u>284</u>	<u>0</u>	<u>122</u>

TOWN OF MENDON  
MEMBER OF TOWN COUNCIL  
(VOTE FOR 2)

LEGISLATIVE DISTRICT OR TOWN	ELECTION DISTRICT	TOTAL VOTERS	THOMAS P. DOOLEY	MOE BICKWEAT	KARLA F. BOYCE	JOHN E. ROONEY	THOMAS P. DOOLEY	MOE BICKWEAT	KARLA F. BOYCE	JOHN E. ROONEY	SCATTER	BLANK AND VOID
			DEM	DEM	REP	REP	IND	IND	CON	CON		
Mendon	1	696	145	175	124	102	20	31	32	34	0	33
	2	560	124	136	88	82	17	21	25	25	0	42
	3	702	116	130	150	144	15	12	55	49	0	31
	4	524	112	130	107	88	7	15	23	17	0	25
	5	566	107	122	117	97	10	17	33	37	0	26
	6	548	103	117	107	96	13	14	39	38	0	21
	7	600	92	103	144	132	11	14	38	42	0	24
	8	248	53	48	48	45	3	4	14	15	0	18
	9	508	96	112	102	98	9	11	31	21	0	28
GRAND TOTAL:		<u>4,952</u>	<u>948</u>	<u>1,073</u>	<u>987</u>	<u>884</u>	<u>105</u>	<u>139</u>	<u>290</u>	<u>278</u>	<u>0</u>	<u>248</u>

TOWN OF MENDON  
SUPERINTENDENT OF HIGHWAYS

<u>LEGISLATIVE DISTRICT OR TOWN</u>	<u>ELECTION DISTRICT</u>	<u>TOTAL VOTERS</u>	WILLIAM E. SMITH <u>REP</u>	WILLIAM E. SMITH <u>CON</u>	<u>SCATTER</u>	<u>BLANK AND VOID</u>
Mendon	1	348	167	42	1	138
	2	280	118	35	0	127
	3	351	189	58	0	104
	4	262	125	25	0	112
	5	283	131	46	0	106
	6	274	134	49	0	91
	7	300	157	47	0	96
	8	124	57	13	0	54
	9	254	121	35	0	98
GRAND TOTAL:		<u>2,476</u>	<u>1,199</u>	<u>350</u>	<u>1</u>	<u>926</u>

TOWN OF OGDEN  
SUPERVISOR

LEGISLATIVE DISTRICT OR TOWN	ELECTION DISTRICT	TOTAL VOTERS	GAY H. LENHARD	GAY H. LENHARD	GAY H. LENHARD	SCATTER	BLANK AND VOID
			REP	IND	CON		
Ogden							
	1	150	69	14	14	0	53
	2	163	76	14	27	0	46
	3	190	106	18	33	0	33
	4	127	58	10	36	0	23
	5	139	74	11	23	1	30
	6	142	67	13	25	0	37
	7	84	44	5	14	1	20
	8	122	69	11	20	0	22
	9	119	73	6	10	0	30
	10	118	53	15	30	0	20
	11	134	64	10	29	0	31
	12	155	89	12	19	0	35
	13	144	69	16	24	1	34
	14	81	46	5	11	0	19
	15	183	87	13	34	0	49
	16	100	55	3	15	0	27
	17	100	45	5	21	0	29
	18	146	71	10	34	0	31
	19	177	86	6	38	0	47
	20	179	97	13	33	0	36
GRAND TOTAL:		<u>2,753</u>	<u>1,398</u>	<u>210</u>	<u>490</u>	<u>3</u>	<u>652</u>

TOWN OF OGDEN  
TOWN JUSTICE

LEGISLATIVE DISTRICT OR TOWN	ELECTION DISTRICT	TOTAL VOTERS	DAVID A. MURANTE <u>REP</u>	DAVID A. MURANTE <u>IND</u>	DAVID A. MURANTE <u>CON</u>	<u>SCATTER</u>	BLANK AND VOID <u>      </u>
Ogden	1	150	68	14	14	0	54
	2	163	78	14	34	0	37
	3	190	103	18	36	0	33
	4	127	58	11	36	0	22
	5	139	68	13	23	1	34
	6	142	70	10	25	0	37
	7	84	45	5	14	0	20
	8	122	67	12	20	0	23
	9	119	63	7	11	0	38
	10	118	52	14	30	0	22
	11	134	63	10	31	0	30
	12	155	85	15	17	0	38
	13	144	72	17	23	0	32
	14	81	47	6	11	0	17
	15	183	83	12	36	0	52
	16	100	56	5	16	0	23
	17	100	40	5	21	0	34
	18	146	75	11	33	0	27
	19	177	87	9	38	1	42
	20	179	97	10	31	0	41
GRAND TOTAL:		<u>2,753</u>	<u>1,377</u>	<u>218</u>	<u>500</u>	<u>2</u>	<u>656</u>

TOWN OF OGDEN  
MEMBER OF TOWN COUNCIL  
(VOTE FOR 2)

LEGISLATIVE DISTRICT OR TOWN	ELECTION DISTRICT	TOTAL VOTERS	THOMAS J. USCHOLD	THOMAS J. COLE	THOMAS J. USCHOLD	THOMAS J. COLE	THOMAS J. USCHOLD	THOMAS J. COLE	SCATTER	BLANK AND VOID
			REP	REP	IND	IND	CON	CON		
Ogden	1	300	66	68	13	17	15	15	0	106
	2	326	79	80	14	13	29	29	0	82
	3	380	101	100	15	17	34	34	0	79
	4	254	57	55	12	13	36	36	0	45
	5	278	71	74	13	10	24	23	2	61
	6	284	64	63	10	12	24	26	0	85
	7	168	43	46	5	7	11	13	0	43
	8	244	63	67	11	12	21	20	0	50
	9	238	67	69	5	5	12	10	0	70
	10	236	47	48	13	12	30	30	0	56
	11	268	64	66	10	10	31	31	0	56
	12	310	83	86	17	15	18	18	0	73
	13	288	72	73	16	15	24	23	0	65
	14	162	46	45	6	6	11	11	0	37
	15	366	90	85	12	12	34	35	0	98
	16	200	56	58	4	4	15	17	0	46
	17	200	41	40	5	5	22	23	0	64
	18	292	71	71	13	12	30	32	0	63
	19	354	82	85	9	11	39	38	1	89
	20	358	97	101	11	12	31	31	0	75
GRAND TOTAL:		<u>5,506</u>	<u>1,360</u>	<u>1,380</u>	<u>214</u>	<u>220</u>	<u>491</u>	<u>495</u>	<u>3</u>	<u>1,343</u>

TOWN OF OGDEN  
SUPERINTENDENT OF HIGHWAYS

<u>LEGISLATIVE DISTRICT OR TOWN</u>	<u>ELECTION DISTRICT</u>	<u>TOTAL VOTERS</u>	DAVID H. WIDGER <u>REP</u>	DAVID H. WIDGER <u>IND</u>	DAVID H. WIDGER <u>CON</u>	<u>SCATTER</u>	<u>BLANK AND VOID</u>
Ogden	1	150	69	12	16	0	53
	2	163	80	14	29	0	40
	3	190	99	17	35	0	39
	4	127	57	13	35	0	22
	5	139	72	12	25	1	29
	6	142	68	12	24	0	38
	7	84	43	7	13	0	21
	8	122	69	12	18	0	23
	9	119	69	6	12	0	32
	10	118	50	13	32	0	23
	11	134	67	11	31	0	25
	12	155	82	14	18	0	41
	13	144	70	16	25	0	33
	14	81	45	4	12	0	20
	15	183	81	12	39	0	51
	16	100	56	6	15	0	23
	17	100	43	5	22	1	29
	18	146	73	11	31	0	31
	19	177	75	11	39	0	52
	20	179	99	13	30	0	37
GRAND TOTAL:		2,753	1,367	221	501	2	662



TOWN OF PARMA  
SUPERVISOR

LEGISLATIVE DISTRICT OR TOWN	ELECTION DISTRICT	TOTAL VOTERS	PETER N. MCCANN  REP	RICHARD A. LEMCKE  IND	RICHARD A. LEMCKE  CON	SCATTER	BLANK AND VOID
Parma							
	1	228	116	61	36	0	15
	2	284	156	71	42	0	15
	3	214	114	51	37	0	12
	4	265	95	93	61	0	16
	5	225	119	59	38	0	9
	6	139	58	44	28	0	9
	7	265	134	76	48	0	7
	8	401	173	139	70	0	19
	9	259	121	65	54	0	19
	10	275	149	61	52	0	13
	11	231	110	62	43	0	16
	12	218	115	55	31	0	17
	13	419	199	120	75	0	25
	14	167	93	38	22	0	14
	15	282	153	71	47	0	11
GRAND TOTAL:		<u>3,872</u>	<u>1,905</u>	<u>1,066</u>	<u>684</u>	<u>0</u>	<u>217</u>

TOWN OF PARMA  
TOWN CLERK

LEGISLATIVE DISTRICT OR TOWN	ELECTION DISTRICT	TOTAL VOTERS	DONNA K. CURRY REP	DONNA K. CURRY IND	DONNA K. CURRY CON	SCATTER	BLANK AND VOID
Parma	1	228	112	26	38	0	52
	2	284	145	27	38	0	74
	3	214	102	26	32	0	54
	4	265	108	50	48	0	59
	5	225	107	35	33	0	50
	6	139	64	23	20	0	32
	7	265	146	36	32	0	51
	8	401	190	52	62	3	94
	9	259	114	37	50	0	58
	10	275	130	30	51	0	64
	11	231	113	33	46	0	39
	12	218	124	20	20	0	54
	13	419	211	49	49	0	110
	14	167	93	13	24	0	37
	15	282	123	38	40	0	81
GRAND TOTAL:		<u>3,872</u>	<u>1,882</u>	<u>495</u>	<u>583</u>	<u>3</u>	<u>909</u>

TOWN OF PARMA  
TOWN JUSTICE

LEGISLATIVE DISTRICT OR TOWN	ELECTION DISTRICT	TOTAL VOTERS	JAMES E. MALEY, JR. REP	JAMES E. MALEY, JR. IND	JAMES E. MALEY, JR. CON	SCATTER	BLANK AND VOID
Parma	1	228	99	26	43	0	60
	2	284	140	22	46	0	76
	3	214	97	21	34	0	62
	4	265	106	39	48	0	72
	5	225	100	26	26	0	73
	6	139	68	14	18	0	39
	7	265	132	28	34	0	71
	8	401	178	48	67	0	108
	9	259	113	23	52	0	71
	10	275	115	30	49	0	81
	11	231	103	31	45	0	52
	12	218	120	19	19	0	60
	13	419	207	46	43	0	123
	14	167	83	10	23	0	51
	15	282	113	34	40	0	95
GRAND TOTAL:		<u>3,872</u>	<u>1,774</u>	<u>417</u>	<u>587</u>	<u>0</u>	<u>1,094</u>

TOWN OF PARMA  
MEMBER OF TOWN COUNCIL  
(VOTE FOR 2)

LEGISLATIVE DISTRICT OR TOWN	ELECTION DISTRICT	TOTAL VOTERS	MATTHEW J. FLAGG DEM	JAMES ROOSE REP	CARMY R. CARMESTRO REP	CARMY R. CARMESTRO IND	JAMES ROOSE CON	CARMY R. CARMESTRO CON	SCATTER	BLANK AND VOID
Parma	1	456	60	104	97	18	38	33	0	106
	2	568	97	116	130	25	39	39	0	122
	3	428	80	83	97	25	29	33	0	81
	4	530	70	86	111	35	52	51	0	125
	5	450	60	87	108	27	23	30	0	115
	6	278	29	58	60	13	18	19	0	81
	7	530	57	117	124	26	34	37	0	135
	8	802	93	158	215	45	69	68	0	154
	9	518	86	87	93	25	44	48	0	135
	10	550	72	95	120	26	48	50	0	139
	11	462	55	108	98	20	51	41	0	89
	12	436	62	106	117	14	27	21	0	89
	13	838	117	171	201	46	47	60	0	196
	14	334	52	81	70	10	22	24	0	75
	15	564	81	100	132	31	36	50	0	134
GRAND TOTAL:		<u>7,744</u>	<u>1,071</u>	<u>1,557</u>	<u>1,773</u>	<u>386</u>	<u>577</u>	<u>604</u>	<u>0</u>	<u>1,776</u>

TOWN OF PARMA  
SUPERINTENDENT OF HIGHWAYS

LEGISLATIVE DISTRICT OR TOWN	ELECTION DISTRICT	TOTAL VOTERS	BRIAN F. SPEER  REP	BRIAN F. SPEER  CON	SCATTER	BLANK AND VOID
Parma						
	1	228	119	47	0	62
	2	284	158	46	0	80
	3	214	114	36	0	64
	4	265	130	57	0	78
	5	225	123	32	0	70
	6	139	72	22	0	45
	7	265	149	42	0	74
	8	401	204	71	3	123
	9	259	130	57	0	72
	10	275	136	59	0	80
	11	231	127	50	0	54
	12	218	131	24	0	63
	13	419	216	67	0	136
	14	167	94	26	0	47
	15	282	157	51	0	74
GRAND TOTAL:		3,872	2,060	687	3	1,122

TOWN OF PENFIELD  
SUPERVISOR

LEGISLATIVE DISTRICT OR TOWN	ELECTION DISTRICT	TOTAL VOTERS	MARGARET H. TREVETT DEM	TONY LAFOUNTAIN REP	TONY LAFOUNTAIN IND	TONY LAFOUNTAIN CON	MARGARET H. TREVETT WOR	STEVE NAZARIAN OP	SCATTER	BLANK AND VOID
Penfield	1	82	30	29	7	8	0	7	0	1
	2	235	78	75	7	20	8	39	0	8
	3	183	60	60	4	24	1	33	0	1
	4	216	46	90	7	45	10	8	0	10
	5	249	86	80	9	24	1	45	0	4
	6	170	39	71	8	25	4	18	0	5
	7	282	73	88	11	30	3	72	0	5
	8	180	69	59	4	19	6	6	0	17
	9	322	140	94	11	30	3	34	0	10
	10	182	44	74	15	17	1	26	0	5
	11	145	45	60	7	12	0	17	0	4
	12	258	94	89	8	29	4	25	0	9
	13	241	100	71	8	25	5	13	0	19
	14	269	96	103	5	36	4	16	0	9
	15	288	94	111	11	24	5	32	0	11
	16	130	40	36	6	7	1	39	0	1
	17	242	79	85	7	16	4	41	0	10
	18	187	43	61	1	8	0	73	0	1
	19	309	111	94	6	22	4	69	0	3
	20	237	74	96	7	30	7	15	0	8
	21	234	71	90	8	20	4	36	0	5
	22	186	99	45	4	21	2	10	0	5
	23	319	115	102	12	31	3	51	0	5
	24	321	102	111	13	33	7	45	0	10
	25	165	38	80	7	22	3	6	0	9
	26	140	43	64	4	7	4	7	0	11
	27	293	87	90	6	23	2	84	0	1
	28	166	48	62	7	17	4	21	0	7
	29	223	73	74	11	24	3	34	0	4
	30	311	90	126	12	34	4	40	0	5
	31	130	52	43	4	12	1	13	0	5
	32	132	48	51	4	9	3	14	0	3
	33	224	70	80	7	16	0	46	0	5
	34	183	47	76	5	22	4	21	0	8
	35	209	61	76	4	17	3	41	0	7
	36	176	55	66	3	8	1	36	0	7
	37	342	107	152	14	32	4	21	0	12
	38	133	38	62	3	11	3	13	0	3
	39	158	30	58	5	21	2	38	0	4
	40	183	69	68	8	11	1	16	0	10
	41	153	42	65	5	26	2	11	0	2
	42	138	45	61	5	14	1	5	0	7
GRAND TOTAL:		<u>8,926</u>	<u>2,871</u>	<u>3,228</u>	<u>300</u>	<u>882</u>	<u>132</u>	<u>1,237</u>	<u>0</u>	<u>276</u>

TOWN OF PENFIELD  
TOWN CLERK

LEGISLATIVE DISTRICT OR TOWN	ELECTION DISTRICT	TOTAL VOTERS	ROBYN S. MILLER	AMY M. STEKLOF	AMY M. STEKLOF	AMY M. STEKLOF	SCATTER	BLANK AND VOID
			DEM	REP	IND	CON		
Penfield	1	82	35	29	4	9	0	5
	2	235	107	74	12	23	0	19
	3	183	67	68	8	25	0	15
	4	216	55	85	10	48	0	18
	5	249	98	94	15	30	0	12
	6	170	51	71	7	27	0	14
	7	282	112	100	15	32	0	23
	8	180	58	77	16	20	0	9
	9	322	128	125	21	33	0	15
	10	182	72	75	9	16	0	10
	11	145	54	57	8	13	0	13
	12	258	97	115	8	31	0	7
	13	241	90	81	13	28	0	29
	14	269	103	97	5	41	0	23
	15	288	101	128	12	26	0	21
	16	130	56	41	8	10	1	14
	17	242	87	102	10	21	0	22
	18	187	68	79	8	16	0	16
	19	309	133	126	16	24	0	10
	20	237	76	105	9	31	1	15
	21	234	93	93	10	22	0	16
	22	186	97	54	8	21	0	6
	23	319	132	115	18	35	0	19
	24	321	103	134	25	41	0	18
	25	165	39	86	7	23	0	10
	26	140	41	66	7	10	0	16
	27	293	117	111	14	30	0	21
	28	166	61	62	12	17	0	14
	29	223	87	84	13	27	0	12
	30	311	99	142	10	34	0	26
	31	130	54	51	6	11	0	8
	32	132	51	56	6	11	0	8
	33	224	83	92	16	27	0	6
	34	183	56	76	11	23	0	17
	35	209	73	88	15	23	0	10
	36	176	54	84	8	15	0	15
	37	342	93	161	23	36	0	29
	38	133	41	62	6	15	0	9
	39	158	53	67	8	23	0	7
	40	183	65	73	14	12	0	19
	41	153	44	71	6	26	0	6
	42	138	42	66	4	17	0	9
GRAND TOTAL:		<u>8,926</u>	<u>3,226</u>	<u>3,623</u>	<u>461</u>	<u>1,003</u>	<u>2</u>	<u>611</u>

TOWN OF PENFIELD  
TOWN JUSTICE

LEGISLATIVE DISTRICT OR TOWN	ELECTION DISTRICT	TOTAL VOTERS	DAVID L. MURPHY	JIM MULLEY	JIM MULLEY	JIM MULLEY	SCATTER	BLANK AND VOID
			DEM	REP	IND	CON		
Penfield	1	82	32	29	5	9	0	7
	2	235	93	88	12	28	0	14
	3	183	73	66	11	24	0	9
	4	216	58	80	11	47	0	20
	5	249	104	87	14	28	0	16
	6	170	45	73	9	28	0	15
	7	282	99	103	20	35	0	25
	8	180	70	61	10	19	0	20
	9	322	147	108	13	33	0	21
	10	182	65	74	10	17	0	16
	11	145	48	63	8	15	0	11
	12	258	110	96	9	33	0	10
	13	241	93	83	11	28	0	26
	14	269	91	109	8	41	0	20
	15	288	107	109	16	26	0	30
	16	130	51	43	6	10	0	20
	17	242	81	113	14	22	0	12
	18	187	60	84	13	17	0	13
	19	309	140	109	11	27	0	22
	20	237	82	102	6	32	0	15
	21	234	102	86	9	22	0	15
	22	186	102	50	5	23	0	6
	23	319	137	113	21	29	0	19
	24	321	117	117	22	43	0	22
	25	165	42	84	5	22	0	12
	26	140	42	65	8	10	0	15
	27	293	114	109	18	33	0	19
	28	166	68	60	10	17	0	11
	29	223	90	74	18	24	0	17
	30	311	94	144	12	37	0	24
	31	130	59	49	5	11	0	6
	32	132	53	55	4	10	0	10
	33	224	84	90	17	25	0	8
	34	183	36	96	14	24	0	13
	35	209	82	83	12	24	0	8
	36	176	77	72	6	10	0	11
	37	342	104	155	22	35	0	26
	38	133	38	68	6	14	0	7
	39	158	53	67	7	22	0	9
	40	183	56	82	19	13	0	13
	41	153	35	79	5	27	0	7
	42	138	44	61	7	17	0	9
GRAND TOTAL:		<u>8,926</u>	<u>3,278</u>	<u>3,539</u>	<u>469</u>	<u>1,011</u>	<u>0</u>	<u>629</u>



TOWN OF PENFIELD  
 MEMBER OF TOWN COUNCIL  
 (VOTE FOR 2)  
 PART 1 OF 2

LEGISLATIVE DISTRICT OR TOWN	ELECTION DISTRICT	TOTAL VOTERS	LYNNE M. CRAWFORD	JOHN K. ALBRIGHT	PAULA C. METZLER	ANDY MOORE	ANDY MOORE
			DEM	DEM	REP	REP	IND
Penfield							
	1	164	36	36	29	23	3
	2	470	95	105	84	70	7
	3	366	70	78	59	56	4
	4	432	54	57	86	77	7
	5	498	107	114	91	78	8
	6	340	43	49	79	70	7
	7	564	114	127	113	79	9
	8	360	67	69	69	55	6
	9	644	136	154	113	86	12
	10	364	72	72	74	63	5
	11	290	49	50	68	54	7
	12	516	103	112	103	96	7
	13	482	97	90	86	69	16
	14	538	97	102	104	99	4
	15	576	111	113	121	105	10
	16	260	30	59	36	32	6
	17	484	93	103	95	81	10
	18	374	73	85	70	58	7
	19	618	135	145	126	104	8
	20	474	74	81	111	94	5
	21	468	101	111	92	66	9
	22	372	99	103	52	43	4
	23	638	129	142	125	97	20
	24	642	100	112	132	107	13
	25	330	39	49	82	74	5
	26	280	42	48	66	60	4
	27	586	119	140	106	85	7
	28	332	64	62	61	58	10
	29	446	90	96	83	62	13
	30	622	104	105	140	130	10
	31	260	56	60	46	48	3
	32	264	53	54	57	48	3
	33	448	89	90	82	72	8
	34	366	54	63	77	65	10
	35	418	76	82	89	70	9
	36	352	71	76	75	59	5
	37	684	102	116	163	140	19
	38	266	38	39	66	60	4
	39	316	53	64	67	48	5
	40	366	75	71	68	65	7
	41	306	50	56	66	57	6
	42	276	46	50	60	52	4
GRAND TOTAL:		<u>17,852</u>	<u>3,306</u>	<u>3,590</u>	<u>3,572</u>	<u>3,015</u>	<u>326</u>

TOWN OF PENFIELD  
MEMBER OF TOWN COUNCIL  
(VOTE FOR 2)  
PART 2 OF 2

LEGISLATIVE DISTRICT OR TOWN	ELECTION DISTRICT	TOTAL VOTERS	PAULA	ANDY	LYNNE	JOHN	SCATTER	BLANK AND VOID
			C. METZLER CON	MOORE CON	M. CRAWFORD WOR	K. ALBRIGHT WOR		
Penfield	1	164	10	9	0	2	0	16
	2	470	28	25	8	9	0	39
	3	366	29	22	5	8	0	35
	4	432	47	43	7	11	0	43
	5	498	30	24	5	4	0	37
	6	340	32	24	4	5	0	27
	7	564	33	31	5	9	0	44
	8	360	19	17	5	6	0	47
	9	644	38	29	8	11	0	57
	10	364	16	18	3	8	0	33
	11	290	17	14	4	3	0	24
	12	516	33	28	4	7	0	23
	13	482	29	26	3	7	0	59
	14	538	42	37	4	4	0	45
	15	576	26	21	7	9	0	53
	16	260	11	8	3	5	0	70
	17	484	23	21	7	4	0	47
	18	374	22	18	4	5	0	32
	19	618	28	21	9	11	0	31
	20	474	28	24	8	9	0	40
	21	468	22	20	7	10	0	30
	22	372	25	22	6	6	0	12
	23	638	38	27	6	9	0	45
	24	642	49	39	13	19	0	58
	25	330	25	20	2	4	0	30
	26	280	12	9	3	6	0	30
	27	586	28	23	10	13	0	55
	28	332	18	17	5	5	0	32
	29	446	25	25	7	7	1	37
	30	622	40	33	10	10	0	40
	31	260	14	12	2	4	0	15
	32	264	9	8	4	6	0	22
	33	448	34	23	9	8	0	33
	34	366	22	21	4	7	0	43
	35	418	26	24	6	6	1	29
	36	352	11	9	3	5	0	38
	37	684	39	30	6	9	0	60
	38	266	15	11	5	8	0	20
	39	316	23	22	4	6	0	24
	40	366	16	13	4	8	0	39
	41	306	28	24	2	6	0	11
	42	276	16	15	1	3	0	29
GRAND TOTAL:		<u>17,852</u>	<u>1,076</u>	<u>907</u>	<u>222</u>	<u>302</u>	<u>2</u>	<u>1,534</u>

TOWN OF PERINTON  
SUPERVISOR

LEGISLATIVE DISTRICT OR TOWN	ELECTION DISTRICT	TOTAL VOTERS	SUSAN L. DAVIS	JAMES E. SMITH	JAMES E. SMITH	JAMES E. SMITH	SCATTER	BLANK AND VOID
			DEM	REP	IND	CON		
Perinton								
	1	263	70	140	11	39	0	3
	2	224	55	129	8	25	0	7
	3	232	45	143	16	17	0	11
	4	163	54	74	14	14	0	7
	5	94	27	52	4	7	0	4
	6	175	68	77	11	8	0	11
	7	200	64	106	11	14	0	5
	8	205	40	108	13	36	0	8
	9	226	41	127	18	29	0	11
	10	183	42	101	12	22	0	6
	11	95	27	48	4	13	0	3
	12	166	40	85	11	24	0	6
	13	182	35	113	7	22	0	5
	14	200	45	113	8	29	1	4
	15	143	46	66	6	17	0	8
	16	133	24	84	7	11	0	7
	17	202	63	92	12	22	0	13
	18	197	49	102	6	28	0	12
	19	174	38	101	10	23	0	2
	20	207	51	118	13	22	0	3
	21	208	45	106	11	30	0	16
	22	134	27	77	8	18	0	4
	23	208	37	129	10	24	0	8
	24	324	67	208	11	25	0	13
	25	141	37	81	9	8	0	6
	26	250	50	140	14	40	0	6
	27	173	34	108	5	17	0	9
	28	171	47	88	3	30	0	3
	29	111	22	64	7	13	0	5
	30	149	33	80	12	19	0	5
	31	223	40	133	8	35	0	7
	32	159	38	81	10	17	0	13
	33	214	63	106	10	28	0	7
	34	209	49	117	6	26	0	11
	35	151	27	85	10	22	0	7
	36	90	22	47	6	10	0	5
	37	167	37	90	8	23	0	9
	38	214	51	124	11	20	0	8
	39	203	68	88	11	24	0	12
	40	151	44	75	9	20	0	3
	41	116	17	66	11	15	0	7
	42	137	39	72	5	16	0	5
	43	287	59	176	18	26	0	8
	44	181	49	96	13	11	1	11

TOWN OF PERINTON  
SUPERVISOR

LEGISLATIVE DISTRICT OR TOWN	ELECTION DISTRICT	TOTAL VOTERS	SUSAN L. DAVIS	JAMES E. SMITH	JAMES E. SMITH	JAMES E. SMITH	SCATTER	BLANK AND VOID
			DEM	REP	IND	CON		
Perinton								
	45	360	83	207	16	43	0	11
	46	91	23	45	5	11	0	7
	47	146	41	65	9	27	0	4
	48	119	30	59	11	18	0	1
	49	160	36	85	10	24	0	5
	50	68	38	16	3	3	0	8
	51	202	38	125	11	25	0	3
	52	151	26	91	10	13	0	11
	53	165	52	81	5	22	0	5
	54	251	47	145	15	37	0	7
	55	224	54	129	10	22	1	8
	56	184	50	88	4	31	0	11
GRAND TOTAL:		<u>10,156</u>	<u>2,444</u>	<u>5,552</u>	<u>537</u>	<u>1,215</u>	<u>3</u>	<u>405</u>

TOWN OF PERINTON  
TOWN CLERK

LEGISLATIVE DISTRICT OR TOWN	ELECTION DISTRICT	TOTAL VOTERS	NORA E. TUTHILL-GLUECK	JENNIFER A. WEST	JENNIFER A. WEST	JENNIFER A. WEST	NORA E. TUTHILL-GLUECK	SCATTER	BLANK AND VOID
			DEM	REP	IND	CON	WOR		
Perinton									
	1	263	83	124	8	38	3	0	7
	2	224	66	109	11	24	0	0	14
	3	232	59	117	14	18	4	0	20
	4	163	61	58	10	16	5	0	13
	5	94	29	46	3	6	0	0	10
	6	175	90	57	8	10	5	0	5
	7	200	73	94	9	15	2	0	7
	8	205	65	87	9	31	5	0	8
	9	226	53	110	16	28	0	0	19
	10	183	47	92	9	21	4	0	10
	11	95	28	45	2	15	3	0	2
	12	166	51	70	11	24	0	0	10
	13	182	40	99	10	20	1	0	12
	14	200	63	91	4	29	3	0	10
	15	143	56	60	4	18	1	0	4
	16	133	32	74	4	11	1	0	11
	17	202	66	83	10	19	6	0	18
	18	197	58	96	5	24	1	0	13
	19	174	47	89	7	22	1	0	8
	20	207	69	97	10	24	0	0	7
	21	208	58	85	8	31	3	0	23
	22	134	39	62	8	17	1	0	7
	23	208	43	122	12	23	2	0	6
	24	324	80	182	13	28	2	0	19
	25	141	53	61	6	7	3	0	11
	26	250	58	123	13	39	4	0	13
	27	173	40	98	5	16	4	0	10
	28	171	52	76	6	31	1	0	5
	29	111	32	50	9	14	1	0	5
	30	149	40	70	11	20	1	0	7
	31	223	51	113	12	35	3	0	9
	32	159	44	69	9	17	1	0	19
	33	214	66	88	11	25	6	0	18
	34	209	60	107	7	24	1	0	10
	35	151	37	74	5	24	1	0	10
	36	90	27	41	5	11	3	0	3
	37	167	48	79	6	22	6	0	6
	38	214	65	98	12	20	2	0	17
	39	203	70	85	11	26	0	0	11
	40	151	54	62	8	20	4	0	3
	41	116	26	56	9	15	0	0	10

TOWN OF PERINTON  
TOWN CLERK

LEGISLATIVE DISTRICT OR TOWN	ELECTION DISTRICT	TOTAL VOTERS	NORA E. TUTHILL-GLUECK	JENNIFER A. WEST	JENNIFER A. WEST	JENNIFER A. WEST	NORA E. TUTHILL-GLUECK	SCATTER	BLANK AND VOID
			DEM	REP	IND	CON	WOR		
Perinton	42	137	42	62	5	18	2	0	8
	43	287	68	153	13	29	1	0	23
	44	181	57	84	11	12	4	0	13
	45	360	88	184	14	48	2	0	24
	46	91	30	37	3	11	1	0	9
	47	146	39	58	10	28	2	0	9
	48	119	37	51	7	18	1	0	5
	49	160	50	72	6	22	0	0	10
	50	68	32	15	4	4	2	0	11
	51	202	46	116	8	27	1	0	4
	52	151	28	81	10	16	1	0	15
	53	165	58	75	3	22	0	0	7
	54	251	52	137	14	33	0	0	15
	55	224	62	113	9	22	0	0	18
	56	184	49	85	4	32	4	0	10
GRAND TOTAL:		<u>10,156</u>	<u>2,917</u>	<u>4,822</u>	<u>471</u>	<u>1,220</u>	<u>115</u>	<u>0</u>	<u>611</u>

TOWN OF PERINTON  
TOWN JUSTICE

LEGISLATIVE DISTRICT OR TOWN	ELECTION DISTRICT	TOTAL VOTERS	JANE M. GABRIELE DEM	MICHAEL H. ARNOLD REP	MICHAEL H. ARNOLD IND	MICHAEL H. ARNOLD CON	JANE M. GABRIELE WOR	SCATTER	BLANK AND VOID
Perinton									
	1	263	91	120	8	35	1	0	8
	2	224	68	112	7	25	1	0	11
	3	232	61	119	12	18	4	0	18
	4	163	64	62	9	17	5	0	6
	5	94	29	49	3	6	0	0	7
	6	175	92	53	10	9	3	0	8
	7	200	74	92	10	14	2	0	8
	8	205	54	90	13	33	3	0	12
	9	226	58	108	12	29	3	0	16
	10	183	54	83	8	22	2	0	14
	11	95	30	40	3	15	2	0	5
	12	166	52	68	11	24	0	0	11
	13	182	42	99	9	21	3	0	8
	14	200	64	90	4	28	4	0	10
	15	143	56	61	5	17	1	0	3
	16	133	34	70	3	11	1	0	14
	17	202	77	69	8	23	8	0	17
	18	197	66	85	5	25	3	0	13
	19	174	56	81	5	22	1	0	9
	20	207	72	90	8	23	3	0	11
	21	208	56	84	9	29	4	0	26
	22	134	48	55	4	17	2	0	8
	23	208	47	116	9	25	1	0	10
	24	324	97	170	9	25	5	0	18
	25	141	50	63	7	9	4	0	8
	26	250	76	107	11	40	4	0	12
	27	173	44	91	8	17	4	0	9
	28	171	53	75	3	32	1	0	7
	29	111	29	51	9	13	2	0	7
	30	149	54	60	8	19	2	0	6
	31	223	63	101	7	36	4	0	12
	32	159	44	66	12	17	2	0	18
	33	214	69	88	11	27	6	0	13
	34	209	62	94	10	26	3	0	14
	35	151	39	72	5	21	1	0	13
	36	90	25	30	4	11	3	0	17
	37	167	47	76	4	23	6	0	11
	38	214	70	96	15	21	1	0	11
	39	203	74	81	9	24	1	0	14
	40	151	66	55	6	18	4	0	2
	41	116	27	53	11	15	2	0	8
	42	137	46	56	6	17	3	0	9
	43	287	64	153	11	34	3	0	22

TOWN OF PERINTON  
TOWN JUSTICE

LEGISLATIVE DISTRICT OR TOWN	ELECTION DISTRICT	TOTAL VOTERS	JANE M. GABRIELE DEM	MICHAEL H. ARNOLD REP	MICHAEL H. ARNOLD IND	MICHAEL H. ARNOLD CON	JANE M. GABRIELE WOR	SCATTER	BLANK AND VOID
Perinton									
	44	181	57	83	12	12	3	0	14
	45	360	97	180	14	45	4	0	20
	46	91	33	35	3	11	0	0	9
	47	146	41	57	9	29	2	0	8
	48	119	41	47	7	18	1	0	5
	49	160	48	69	7	24	1	0	11
	50	68	38	14	2	3	3	0	8
	51	202	47	111	11	29	2	0	2
	52	151	36	79	8	14	1	0	13
	53	165	65	67	4	22	0	0	7
	54	251	61	128	10	36	0	0	16
	55	224	68	105	8	23	1	0	19
	56	184	48	85	5	32	1	0	13
GRAND TOTAL:		<u>10,156</u>	<u>3,124</u>	<u>4,594</u>	<u>441</u>	<u>1,231</u>	<u>137</u>	<u>0</u>	<u>629</u>



TOWN OF PERINTON  
MEMBER OF TOWN COUNCIL  
(VOTE FOR 2)

LEGISLATIVE DISTRICT OR TOWN	ELECTION DISTRICT	TOTAL VOTERS	KEVIN P. GORMAN	NANCY D. HESSLER	PEG S. HAVENS	PATRICIA S. KNAPP	PEG S. HAVENS	PATRICIA S. KNAPP	PEG S. HAVENS	PATRICIA S. KNAPP	SCATTER	BLANK AND VOID
			DEM	DEM	REP	REP	IND	IND	CON	CON		
Perinton	1	526	89	88	117	121	11	10	38	37	0	15
	2	448	60	67	110	110	9	14	25	25	0	28
	3	464	64	64	118	123	14	17	19	17	0	28
	4	326	73	78	52	60	9	11	16	14	0	13
	5	188	34	34	38	46	3	4	6	8	0	15
	6	350	100	101	47	58	3	9	10	8	0	14
	7	400	77	81	85	89	9	10	16	15	0	18
	8	410	60	61	89	98	12	9	33	33	0	15
	9	452	69	74	95	106	15	13	28	30	0	22
	10	366	55	54	81	92	9	11	23	21	0	20
	11	190	38	34	35	40	2	4	14	15	0	8
	12	332	53	50	70	72	9	9	24	24	0	21
	13	364	43	43	101	103	6	8	20	20	0	20
	14	400	69	73	85	95	6	5	28	29	0	10
	15	286	56	57	57	61	3	4	18	18	0	12
	16	266	39	35	63	79	4	6	11	10	0	19
	17	404	75	77	75	80	10	11	20	19	0	37
	18	394	59	64	90	95	8	8	25	25	0	20
	19	348	58	63	75	75	4	6	23	24	0	20
	20	414	65	64	95	104	10	11	23	23	0	19
	21	416	63	63	86	91	8	9	29	31	0	36
	22	268	37	38	61	68	6	7	18	17	0	16
	23	416	50	54	115	116	9	9	23	23	0	17
	24	648	88	83	174	185	12	11	26	28	0	41
	25	282	58	61	51	70	8	8	7	6	0	13
	26	500	77	73	109	115	12	12	41	41	0	20
	27	346	48	44	93	100	5	4	17	16	0	19
	28	342	60	53	70	77	3	4	34	33	0	8
	29	222	37	35	52	54	6	6	13	12	0	7

TOWN OF PERINTON  
MEMBER OF TOWN COUNCIL  
(VOTE FOR 2)

LEGISLATIVE DISTRICT OR TOWN	ELECTION DISTRICT	TOTAL VOTERS	KEVIN P. GORMAN	NANCY D. HESSLER	PEG S. HAVENS	PATRICIA S. KNAPP	PEG S. HAVENS	PATRICIA S. KNAPP	PEG S. HAVENS	PATRICIA S. KNAPP	SCATTER	BLANK AND VOID
			DEM	DEM	REP	REP	IND	IND	CON	CON		
Perinton	30	298	51	50	62	66	8	9	17	17	0	18
	31	446	63	66	101	108	9	10	36	35	0	18
	32	318	44	46	68	69	9	10	15	18	0	39
	33	428	71	70	86	96	9	8	26	27	0	35
	34	418	67	72	95	100	6	9	24	23	0	22
	35	302	41	35	72	76	4	7	20	24	0	23
	36	180	27	27	43	47	4	5	11	10	0	6
	37	334	59	49	69	76	2	8	24	24	0	23
	38	428	71	73	95	100	11	10	20	18	0	30
	39	406	96	81	68	73	7	10	26	27	0	18
	40	302	57	60	57	62	9	8	18	19	0	12
	41	232	30	26	51	58	8	9	15	15	0	20
	42	274	46	49	57	62	7	7	14	14	0	18
	43	574	73	80	144	152	14	15	29	34	0	33
	44	362	67	67	72	86	11	11	11	11	1	25
	45	720	107	96	177	193	15	15	42	43	0	32
	46	182	31	31	32	42	5	5	11	11	0	14
	47	292	52	45	53	58	7	8	26	28	0	15
	48	238	45	46	44	51	6	4	17	18	0	7
	49	320	52	46	73	72	8	6	24	24	0	15
	50	136	38	34	16	15	1	3	3	4	0	22
	51	404	47	42	113	122	8	10	27	27	0	8
	52	302	32	33	74	83	9	11	14	12	0	34
	53	330	63	64	71	73	4	5	21	21	0	8
	54	502	72	72	116	127	13	10	32	33	0	27
	55	448	67	66	104	114	9	12	22	22	0	32
	56	368	60	48	81	89	3	6	28	32	0	21
GRAND TOTAL:		<u>20,312</u>	<u>3,283</u>	<u>3,240</u>	<u>4,483</u>	<u>4,853</u>	<u>431</u>	<u>481</u>	<u>1,201</u>	<u>1,213</u>	<u>1</u>	<u>1,126</u>

TOWN OF PITTSFORD  
SUPERVISOR

LEGISLATIVE DISTRICT OR TOWN	ELECTION DISTRICT	TOTAL VOTERS	MICHAEL L. SLADE DEM	WILLIAM A. CARPENTER REP	WILLIAM A. CARPENTER IND	WILLIAM A. CARPENTER CON	SCATTER	BLANK AND VOID
Pittsford								
	1	179	53	98	4	17	0	7
	2	188	60	91	16	16	0	5
	3	326	84	190	15	18	0	19
	4	172	38	95	11	22	0	6
	5	167	64	78	8	14	0	3
	6	186	64	87	13	10	0	12
	7	81	18	48	3	9	0	3
	8	227	61	127	8	21	0	10
	9	259	70	142	15	20	0	12
	10	135	36	72	10	12	0	5
	11	175	47	98	7	19	0	4
	12	135	32	70	16	14	0	3
	13	149	38	80	10	18	2	1
	14	235	39	143	13	34	0	6
	15	83	26	41	6	6	0	4
	16	138	32	69	9	21	0	7
	17	213	69	114	11	14	0	5
	18	165	42	98	9	9	0	7
	19	137	39	67	7	20	0	4
	20	196	62	101	12	16	0	5
	21	206	67	95	10	26	0	8
	22	268	76	149	12	23	0	8
	23	188	38	101	13	30	0	6
	24	251	54	163	4	22	0	8
	25	216	52	125	16	21	0	2
	26	200	63	99	6	23	0	9
	27	143	36	76	11	18	0	2
	28	149	45	79	11	11	0	3
	29	181	44	99	10	24	0	4
	30	152	49	89	7	4	0	3
	31	197	49	118	7	20	0	3
	32	229	57	133	19	9	0	11
	33	216	54	114	9	28	0	11
	34	127	34	66	3	21	0	3
GRAND TOTAL:		<u>6,269</u>	<u>1,692</u>	<u>3,415</u>	<u>341</u>	<u>610</u>	<u>2</u>	<u>209</u>

TOWN OF PITTSFORD  
TOWN JUSTICE

LEGISLATIVE DISTRICT OR TOWN	ELECTION DISTRICT	TOTAL VOTERS	CHRISTOPHER S. CIACCIO DEM	JOHN E. BERNACKI, JR. REP	JOHN E. BERNACKI, JR. IND	JOHN E. BERNACKI, JR. CON	SCATTER	BLANK AND VOID
Pittsford								
	1	179	53	94	8	22	0	2
	2	188	68	85	14	18	0	3
	3	326	102	171	10	19	0	24
	4	172	47	89	10	20	0	6
	5	167	71	66	4	15	0	11
	6	186	77	67	9	11	0	22
	7	81	28	40	4	8	0	1
	8	227	86	101	9	22	0	9
	9	259	104	112	11	21	0	11
	10	135	44	64	6	13	0	8
	11	175	63	77	6	20	0	9
	12	135	50	54	10	13	0	8
	13	149	53	67	7	16	0	6
	14	235	71	109	9	34	0	12
	15	83	37	33	4	6	0	3
	16	138	41	67	7	17	0	6
	17	213	89	91	9	19	0	5
	18	165	65	80	4	10	0	6
	19	137	46	59	5	20	0	7
	20	196	83	86	11	13	0	3
	21	206	97	70	9	23	0	7
	22	268	117	108	12	22	0	9
	23	188	62	77	10	30	0	9
	24	251	87	127	4	24	0	9
	25	216	77	103	9	22	0	5
	26	200	76	89	6	24	0	5
	27	143	48	62	9	22	0	2
	28	149	56	68	8	8	0	9
	29	181	53	87	11	23	0	7
	30	152	57	74	7	6	0	8
	31	197	86	83	5	17	0	6
	32	229	77	119	18	9	0	6
	33	216	105	77	5	26	0	3
	34	127	49	54	0	21	0	3
GRAND TOTAL:		<u>6,269</u>	<u>2,325</u>	<u>2,810</u>	<u>270</u>	<u>614</u>	<u>0</u>	<u>250</u>

TOWN OF PITTSFORD  
MEMBER OF TOWN COUNCIL  
(VOTE FOR 2)

LEGISLATIVE DISTRICT OR TOWN	ELECTION DISTRICT	TOTAL VOTERS	LINDA G. KELLY	NEIL J. DORAN	JARED C. LUSK	SANDRA F. ZUTES	JARED C. LUSK	SANDRA F. ZUTES	JARED C. LUSK	SANDRA F. ZUTES	NEIL J. DORAN	SCATTER	BLANK AND VOID
			DEM	DEM	REP	REP	IND	IND	CON	CON	WOR		
Pittsford	1	358	55	56	89	82	8	8	21	20	7	0	12
	2	376	64	64	93	84	11	11	18	16	4	0	11
	3	652	99	112	170	168	11	7	16	16	5	0	48
	4	344	45	52	85	81	8	10	23	22	1	0	17
	5	334	63	66	79	66	8	7	15	15	3	0	12
	6	372	83	85	59	54	7	7	11	10	2	0	54
	7	162	26	23	39	41	5	3	9	9	0	0	7
	8	454	64	70	117	112	12	7	24	22	2	0	24
	9	518	75	76	128	135	14	13	21	19	5	0	32
	10	270	38	40	70	69	9	7	12	14	1	0	10
	11	350	54	57	83	79	5	5	21	20	4	0	22
	12	270	43	42	58	59	15	13	13	13	1	0	13
	13	298	39	46	76	71	11	8	16	17	1	0	13
	14	470	50	60	131	117	13	9	35	35	3	0	17
	15	166	35	35	34	30	3	6	5	6	3	0	9
	16	276	32	36	71	64	5	7	20	17	2	0	22
	17	426	84	84	92	83	13	11	20	19	4	0	16
	18	330	58	63	82	78	7	6	10	9	2	0	15
	19	274	50	49	57	54	5	3	20	20	2	0	14
	20	392	76	73	89	83	10	10	16	17	4	0	14
	21	412	87	87	72	69	6	3	25	25	2	0	36
	22	536	104	105	116	113	15	14	21	21	1	0	26
	23	376	46	49	88	89	8	10	32	29	1	0	24
	24	502	68	66	144	136	6	6	25	24	1	0	26
	25	432	76	68	102	101	11	11	21	23	1	0	18
	26	400	60	63	95	90	7	8	25	26	2	0	24
	27	286	39	43	67	65	10	8	21	20	2	0	11
	28	298	51	46	76	72	5	6	9	8	2	0	23

TOWN OF PITTSFORD  
MEMBER OF TOWN COUNCIL  
(VOTE FOR 2)

LEGISLATIVE DISTRICT OR TOWN	ELECTION DISTRICT	TOTAL VOTERS	LINDA G. KELLY DEM	NEIL J. DORAN DEM	JARED C. LUSK REP	SANDRA F. ZUTES REP	JARED C. LUSK IND	SANDRA F. ZUTES IND	JARED C. LUSK CON	SANDRA F. ZUTES CON	NEIL J. DORAN WOR	SCATTER	BLANK AND VOID
Pittsford	29	362	51	59	90	86	8	7	20	20	5	0	16
	30	304	58	59	80	72	8	3	5	5	2	0	12
	31	394	71	65	92	91	6	7	18	18	3	0	23
	32	458	78	74	112	111	13	13	8	8	2	0	39
	33	432	76	64	100	99	9	5	23	26	1	0	29
	34	254	42	39	60	58	2	1	20	20	2	0	10
GRAND TOTAL:		<u>12,538</u>	<u>2,040</u>	<u>2,076</u>	<u>2,996</u>	<u>2,862</u>	<u>294</u>	<u>260</u>	<u>619</u>	<u>609</u>	<u>83</u>	<u>0</u>	<u>699</u>

TOWN OF RIGA  
SUPERVISOR

LEGISLATIVE DISTRICT OR TOWN	ELECTION DISTRICT	TOTAL VOTERS	STEVEN R. RANDALL	ROBERT E. OTTLEY	ROBERT E. OTTLEY	ROBERT E. OTTLEY	STEVEN R. RANDALL	SCATTER	BLANK AND VOID
			DEM	REP	IND	CON	COR		
Riga	1	349	115	144	17	25	34	0	14
	2	309	93	121	8	41	29	0	17
	3	209	57	76	7	23	26	0	20
	4	279	76	141	11	23	16	0	12
	5	249	67	101	6	32	36	0	7
	6	242	64	79	10	34	34	0	21
GRAND TOTAL:		<u>1,637</u>	<u>472</u>	<u>662</u>	<u>59</u>	<u>178</u>	<u>175</u>	<u>0</u>	<u>91</u>

TOWN OF RIGA  
TOWN CLERK

LEGISLATIVE DISTRICT OR TOWN	ELECTION DISTRICT	TOTAL VOTERS	KIMBERLY A. PAPE REP	KIMBERLY A. PAPE IND	KIMBERLY A. PAPE CON	SCATTER	BLANK AND VOID
Riga	1	349	175	38	29	0	107
	2	309	152	18	48	0	91
	3	209	99	14	29	0	67
	4	279	163	17	29	0	70
	5	249	125	15	40	0	69
	6	242	96	16	48	0	82
GRAND TOTAL:		<u>1,637</u>	<u>810</u>	<u>118</u>	<u>223</u>	<u>0</u>	<u>486</u>



TOWN OF RIGA  
TOWN JUSTICE

<u>LEGISLATIVE DISTRICT OR TOWN</u>	<u>ELECTION DISTRICT</u>	<u>TOTAL VOTERS</u>	JOSEPH J. STEINWACHS <u>REP</u>	JOSEPH J. STEINWACHS <u>CON</u>	<u>SCATTER</u>	<u>BLANK AND VOID</u>
Riga	1	349	190	42	0	117
	2	309	159	51	0	99
	3	209	99	37	0	73
	4	279	160	33	0	86
	5	249	133	52	0	64
	6	242	91	53	0	98
GRAND TOTAL:		<u>1,637</u>	<u>832</u>	<u>268</u>	<u>0</u>	<u>537</u>

TOWN OF RIGA  
MEMBER OF TOWN COUNCIL  
(VOTE FOR 2)  
PART 1 OF 2

LEGISLATIVE DISTRICT OR TOWN	ELECTION DISTRICT	TOTAL VOTERS	EDWARD A. PELO DEM	SHERYL A. HUNT DEM	DEBORAH S. CAMPANELLA REP	JAMES M. FODGE REP	DEBORAH S. CAMPANELLA IND
Riga	1	698	86	89	157	164	16
	2	618	93	92	120	125	7
	3	418	55	59	83	72	7
	4	558	76	78	128	140	7
	5	498	55	64	117	108	2
	6	484	58	67	72	82	6
GRAND TOTAL:		<u>3,274</u>	<u>423</u>	<u>449</u>	<u>677</u>	<u>691</u>	<u>45</u>

TOWN OF RIGA  
MEMBER OF TOWN COUNCIL  
(VOTE FOR 2)  
PART 2 OF 2

LEGISLATIVE DISTRICT OR TOWN	ELECTION DISTRICT	TOTAL VOTERS	DEBORAH S. CAMPANELLA  CON	JAMES M. FODGE  CON	EDWARD A. PELO  COR	SHERYL A. HUNT  COR	SCATTER	BLANK AND VOID
Riga	1	698	26	26	28	32	0	74
	2	618	35	39	25	29	0	53
	3	418	23	28	21	27	0	43
	4	558	23	24	14	17	0	51
	5	498	35	23	26	33	0	35
	6	484	35	43	36	38	0	47
GRAND TOTAL:		<u>3,274</u>	<u>177</u>	<u>183</u>	<u>150</u>	<u>176</u>	<u>0</u>	<u>303</u>

TOWN OF RIGA  
SUPERINTENDENT OF HIGHWAYS

LEGISLATIVE DISTRICT OR TOWN	ELECTION DISTRICT	TOTAL VOTERS	THOMAS P. KLAFEHN	KENNETH J. KUTER	KENNETH J. KUTER	KENNETH J. KUTER	KENNETH J. KUTER	THOMAS P. KLAFEHN	SCATTER	BLANK AND VOID
			DEM	REP	IND	CON	WOR	COR		
Riga	1	349	131	122	11	22	2	43	0	18
	2	309	130	89	4	33	0	41	0	12
	3	209	84	63	5	20	1	32	0	4
	4	279	110	114	6	18	3	24	0	4
	5	249	94	71	5	23	3	44	0	9
	6	242	94	58	6	27	2	45	0	10
GRAND TOTAL:		<u>1,637</u>	<u>643</u>	<u>517</u>	<u>37</u>	<u>143</u>	<u>11</u>	<u>229</u>	<u>0</u>	<u>57</u>

TOWN OF RUSH  
TOWN SUPERVISOR

LEGISLATIVE DISTRICT OR TOWN	ELECTION DISTRICT	TOTAL VOTERS	WILLIAM R. UDICIOUS  REP	WILLIAM R. UDICIOUS  IND	WILLIAM R. UDICIOUS  CON	SCATTER	BLANK AND VOID
Rush							
	1	276	130	15	35	0	96
	2	201	103	15	20	0	63
	3	291	119	12	31	0	129
	4	259	106	24	25	1	103
GRAND TOTAL:		<u>1,027</u>	<u>458</u>	<u>66</u>	<u>111</u>	<u>1</u>	<u>391</u>

TOWN OF RUSH  
MEMBER OF TOWN COUNCIL  
(VOTE FOR 2)  
PART 1 OF 2

LEGISLATIVE DISTRICT OR TOWN	ELECTION DISTRICT	TOTAL VOTERS	LISA A. SLUBERSKI  DEM	SUSAN J. WOOLAVER  DEM	WILLIAM A. RIEPE  REP	DONALD F. KNAB, JR.  REP	WILLIAM A. RIEPE  IND	DONALD F. KNAB, JR.  IND
Rush								
	1	552	131	101	98	102	9	10
	2	402	85	66	91	80	10	7
	3	582	157	139	91	86	9	5
	4	518	124	109	86	85	12	9
GRAND TOTAL:		<u>2,054</u>	<u>497</u>	<u>415</u>	<u>366</u>	<u>353</u>	<u>40</u>	<u>31</u>

TOWN OF RUSH  
MEMBER OF TOWN COUNCIL  
(VOTE FOR 2)  
PART 2 OF 2

LEGISLATIVE DISTRICT OR TOWN	ELECTION DISTRICT	TOTAL VOTERS	WILLIAM A. RIEPE CON	DONALD F. KNAB, JR. CON	LISA A. SLUBERSKI IB	SUSAN J. WOOLAVER IB	SCATTER	BLANK AND VOID
Rush	1	552	26	28	13	11	0	23
	2	402	17	17	9	8	0	12
	3	582	20	21	15	17	0	22
	4	518	26	25	13	12	2	15
GRAND TOTAL:		<u>2,054</u>	<u>89</u>	<u>91</u>	<u>50</u>	<u>48</u>	<u>2</u>	<u>72</u>

TOWN OF SWEDEN  
SUPERVISOR

LEGISLATIVE DISTRICT OR TOWN	ELECTION DISTRICT	TOTAL VOTERS	JOHN H. MILNER REP	JOHN H. MILNER IND	JOHN H. MILNER CON	SCATTER	BLANK AND VOID
Sweden							
	1	210	100	17	28	0	65
	2	118	43	12	9	0	54
	3	247	120	24	24	1	78
	4	238	117	23	41	2	55
	5	77	32	6	8	0	31
	6	226	97	27	32	0	70
	7	259	136	22	25	0	76
	8	166	77	14	26	0	49
	9	135	63	7	25	0	40
	10	276	134	16	38	0	88
	11	68	27	11	11	0	19
	12	180	86	16	30	0	48
GRAND TOTAL:		<u>2,200</u>	<u>1,032</u>	<u>195</u>	<u>297</u>	<u>3</u>	<u>673</u>



TOWN OF SWEDEN  
TOWN CLERK

LEGISLATIVE DISTRICT OR TOWN	ELECTION DISTRICT	TOTAL VOTERS	KAREN M. SWEETING	KAREN M. SWEETING	KAREN M. SWEETING	SCATTER	BLANK AND VOID
			REP	IND	CON		
Sweden							
	1	210	106	17	29	0	58
	2	118	42	13	10	0	53
	3	247	123	22	24	1	77
	4	238	118	25	37	0	58
	5	77	35	4	8	0	30
	6	226	90	25	31	0	80
	7	259	140	22	25	0	72
	8	166	84	14	27	0	41
	9	135	68	9	25	0	33
	10	276	139	19	40	0	78
	11	68	26	10	12	0	20
	12	180	91	15	30	0	44
GRAND TOTAL:		<u>2,200</u>	<u>1,062</u>	<u>195</u>	<u>298</u>	<u>1</u>	<u>644</u>

TOWN OF SWEDEN  
TOWN JUSTICE

<u>LEGISLATIVE DISTRICT OR TOWN</u>	<u>ELECTION DISTRICT</u>	<u>TOTAL VOTERS</u>	WILLIAM J. CODY <u>REP</u>	WILLIAM J. CODY <u>IND</u>	WILLIAM J. CODY <u>CON</u>	<u>SCATTER</u>	<u>BLANK AND VOID</u>
Sweden							
	1	210	100	15	31	0	64
	2	118	44	13	12	0	49
	3	247	121	20	24	1	81
	4	238	116	24	38	0	60
	5	77	38	5	8	0	26
	6	226	98	28	32	0	68
	7	259	133	18	29	0	79
	8	166	82	15	23	0	46
	9	135	67	8	27	0	33
	10	276	133	18	39	0	86
	11	68	26	12	11	0	19
	12	180	86	17	29	0	48
GRAND TOTAL:		<u>2,200</u>	<u>1,044</u>	<u>193</u>	<u>303</u>	<u>1</u>	<u>659</u>

TOWN OF SWEDEN  
MEMBER OF TOWN COUNCIL  
4 YEAR TERM  
(VOTE FOR 2)

LEGISLATIVE DISTRICT OR TOWN	ELECTION DISTRICT	TOTAL VOTERS	ORLANDO F. BENZAN DEM	CAURIE A. PUTNAM DEM	DANIELLE L. WINDUS-COOK REP	ROBERT A. CARGES REP	DANIELLE L. WINDUS-COOK IND	ROBERT A. CARGES IND	DANIELLE L. WINDUS-COOK CON	ROBERT A. CARGES CON	SCATTER	BLANK AND VOID
Sweden												
	1	420	69	66	92	86	12	11	24	26	0	34
	2	236	57	51	33	39	8	6	9	11	0	22
	3	494	104	97	104	98	12	14	21	20	0	24
	4	476	95	95	88	83	13	15	32	34	0	21
	5	154	35	31	31	31	1	3	10	7	0	5
	6	452	84	78	86	82	20	17	27	27	0	31
	7	518	91	101	122	114	11	11	23	23	0	22
	8	332	47	48	75	70	7	7	29	25	0	24
	9	270	43	43	56	52	2	5	23	20	0	26
	10	552	91	91	131	121	7	6	39	39	0	27
	11	136	26	25	23	25	4	4	9	11	0	9
	12	360	60	60	81	67	12	8	28	24	0	20
GRAND TOTAL:		<u>4,400</u>	<u>802</u>	<u>786</u>	<u>922</u>	<u>868</u>	<u>109</u>	<u>107</u>	<u>274</u>	<u>267</u>	<u>0</u>	<u>265</u>

TOWN OF SWEDEN  
MEMBER OF TOWN COUNCIL  
2 YEAR TERM

<u>LEGISLATIVE DISTRICT OR TOWN</u>	<u>ELECTION DISTRICT</u>	<u>TOTAL VOTERS</u>	<u>MICHAEL C. MYERS REP</u>	<u>MICHAEL C. MYERS CON</u>	<u>SCATTER</u>	<u>BLANK AND VOID</u>
Sweden						
	1	210	106	33	0	71
	2	118	45	11	0	62
	3	247	123	25	1	98
	4	238	123	46	2	67
	5	77	33	11	0	33
	6	226	113	38	0	75
	7	259	144	34	0	81
	8	166	89	29	0	48
	9	135	59	23	0	53
	10	276	136	42	4	94
	11	68	29	15	0	24
	12	180	88	29	0	63
GRAND TOTAL:		2,200	1,088	336	7	769

TOWN OF WEBSTER  
SUPERVISOR

LEGISLATIVE DISTRICT OR TOWN	ELECTION DISTRICT	TOTAL VOTERS	PATRICK P. CHRISTOPHER DEM	RONALD W. NESBITT REP	RONALD W. NESBITT IND	RONALD W. NESBITT CON	PATRICK P. CHRISTOPHER WOR	SCATTER	BLANK AND VOID
Webster	1	231	75	107	12	19	6	0	12
	2	197	49	89	16	22	2	0	19
	3	221	72	99	9	28	6	0	7
	4	94	24	38	3	15	7	0	7
	5	204	66	89	6	29	8	0	6
	6	190	44	98	10	23	1	0	14
	7	229	61	116	15	22	2	0	13
	8	201	55	98	13	21	5	1	8
	9	281	81	132	8	42	10	0	8
	10	255	45	132	20	37	4	0	17
	11	156	39	72	13	15	10	0	7
	12	278	73	141	14	35	5	0	10
	13	200	53	96	10	24	7	0	10
	14	204	61	97	10	19	3	0	14
	15	158	50	69	13	20	3	0	3
	16	156	41	72	6	26	4	0	7
	17	165	46	70	9	27	5	0	8
	18	151	32	87	8	14	2	0	8
	19	288	83	144	5	38	7	0	11
	20	250	74	110	11	42	4	0	9
	21	220	74	102	11	17	6	0	10
	22	219	53	113	10	32	4	0	7
	23	174	62	73	11	19	2	0	7
	24	414	150	174	18	41	18	0	13
	25	117	39	47	6	13	4	0	8
	26	152	36	74	10	24	2	0	6
	27	152	45	68	7	24	3	0	5
	28	163	63	57	7	23	4	0	9
	29	156	52	72	9	13	2	0	8
	30	96	26	48	4	6	3	0	9
	31	246	77	106	13	34	4	0	12
	32	202	48	94	8	39	5	0	8
	33	222	64	104	13	28	5	0	8
	34	114	40	54	8	6	2	0	4
	35	149	37	64	11	30	3	0	4
	36	173	36	101	6	20	6	0	4
	37	304	89	151	16	24	7	3	14
	38	224	77	98	13	22	6	0	8
	39	228	63	123	13	14	3	0	12
	40	316	106	150	17	25	6	0	12
	41	232	65	115	8	32	3	0	9
	42	175	45	75	12	30	5	1	7
	43	144	45	62	7	17	4	0	9
GRAND TOTAL:		<u>8,701</u>	<u>2,516</u>	<u>4,081</u>	<u>449</u>	<u>1,051</u>	<u>208</u>	<u>5</u>	<u>391</u>

TOWN OF WEBSTER  
TOWN JUSTICE

LEGISLATIVE DISTRICT OR TOWN	ELECTION DISTRICT	TOTAL VOTERS	THOMAS J. DISALVO	THOMAS J. DISALVO	THOMAS J. DISALVO	SCATTER	BLANK AND VOID
			REP	IND	CON		
Webster							
	1	231	116	17	21	0	77
	2	197	93	17	21	0	66
	3	221	98	17	31	0	75
	4	94	41	8	17	0	28
	5	204	89	14	34	0	67
	6	190	95	17	21	0	57
	7	229	109	20	23	0	77
	8	201	105	20	22	0	54
	9	281	126	21	42	0	92
	10	255	135	21	40	0	59
	11	156	77	21	19	0	39
	12	278	147	21	37	0	73
	13	200	99	18	24	0	59
	14	204	100	15	21	0	68
	15	158	71	16	25	0	46
	16	156	72	13	27	0	44
	17	165	81	15	32	0	37
	18	151	79	10	16	0	46
	19	288	144	20	44	0	80
	20	250	120	17	46	0	67
	21	220	121	17	20	0	62
	22	219	104	10	33	0	72
	23	174	71	19	22	0	62
	24	414	189	28	59	0	138
	25	117	50	9	14	0	44
	26	152	70	14	26	1	41
	27	152	79	9	29	0	35
	28	163	70	11	27	0	55
	29	156	80	16	15	0	45
	30	96	50	3	9	0	34
	31	246	121	14	35	0	76
	32	202	93	10	39	0	60
	33	222	101	19	32	0	70
	34	114	64	10	10	0	30
	35	149	70	10	30	0	39
	36	173	96	14	23	0	40
	37	304	157	29	30	0	88
	38	224	107	19	22	0	76
	39	228	137	18	16	0	57
	40	316	160	27	25	0	104
	41	232	126	18	37	0	51
	42	175	84	18	33	0	40
	43	144	73	12	18	0	41
GRAND TOTAL:		<u>8,701</u>	<u>4,270</u>	<u>692</u>	<u>1,167</u>	<u>1</u>	<u>2,571</u>

TOWN OF WEBSTER  
MEMBER OF TOWN COUNCIL  
(VOTE FOR 2)  
PART 1 OF 2

LEGISLATIVE DISTRICT OR TOWN	ELECTION DISTRICT	TOTAL VOTERS	TAMMY R. GUROWSKI	MICHAEL J. GARBIN	BARRY A. DEANE	PATRICIA T. CATALDI	BARRY A. DEANE	PATRICIA T. CATALDI
			DEM	DEM	REP	REP	IND	IND
Webster								
	1	462	98	73	92	101	8	12
	2	394	63	59	80	78	10	10
	3	442	81	72	87	91	7	10
	4	188	29	23	35	37	5	1
	5	408	81	68	76	75	7	10
	6	380	57	55	83	90	8	5
	7	458	82	73	102	91	12	14
	8	402	61	52	90	92	11	16
	9	562	116	84	107	116	8	11
	10	510	77	58	111	119	14	17
	11	312	46	39	72	70	9	8
	12	556	93	74	116	127	16	16
	13	400	68	57	87	88	10	10
	14	408	81	60	88	95	12	12
	15	316	56	51	68	65	7	5
	16	312	50	45	70	66	2	7
	17	330	64	42	59	62	7	9
	18	302	42	40	78	69	10	8
	19	576	98	78	128	125	10	12
	20	500	83	63	109	106	10	12
	21	440	94	69	91	102	10	11
	22	438	72	57	94	90	8	10
	23	348	78	61	62	63	10	12
	24	828	140	125	170	174	21	19
	25	234	47	40	42	37	6	5
	26	304	41	36	69	64	9	12
	27	304	46	35	70	67	5	5
	28	326	71	57	55	55	9	8
	29	312	61	58	71	63	7	11
	30	192	33	28	40	42	0	1
	31	492	74	68	101	110	9	7
	32	404	60	55	88	88	4	6
	33	444	88	64	88	92	15	15
	34	228	42	32	53	57	9	6
	35	298	45	30	60	59	13	9
	36	346	60	38	85	91	4	8
	37	608	111	90	132	137	10	18
	38	448	85	66	99	97	13	13
	39	456	78	70	105	105	11	14
	40	632	113	100	137	147	14	15
	41	464	76	59	106	109	7	8
	42	350	48	39	75	76	9	10
	43	288	41	44	62	61	8	6
GRAND TOTAL:		<u>17,402</u>	<u>3,030</u>	<u>2,487</u>	<u>3,693</u>	<u>3,749</u>	<u>394</u>	<u>434</u>

TOWN OF WEBSTER  
MEMBER OF TOWN COUNCIL  
(VOTE FOR 2)  
PART 2 OF 2

LEGISLATIVE DISTRICT OR TOWN	ELECTION DISTRICT	TOTAL VOTERS	BARRY A. DEANE	PATRICIA T. CATALDI	TAMMY R. GUROWSKI	MICHAEL J. GARBIN	SCATTER	BLANK AND VOID
			CON	CON	WOR	WOR		
Webster								
	1	462	22	23	4	1	0	28
	2	394	20	22	1	3	0	48
	3	442	30	29	5	4	0	26
	4	188	16	15	7	5	0	15
	5	408	30	28	8	6	0	19
	6	380	23	24	2	1	0	32
	7	458	20	21	6	3	0	34
	8	402	21	21	5	5	0	28
	9	562	34	38	13	8	0	27
	10	510	32	36	6	3	0	37
	11	312	15	15	9	6	0	23
	12	556	35	35	7	4	1	32
	13	400	21	20	10	9	0	20
	14	408	18	19	3	1	0	19
	15	316	23	21	3	5	0	12
	16	312	23	26	5	4	0	14
	17	330	23	27	6	3	0	28
	18	302	14	11	2	2	0	26
	19	576	35	37	9	6	0	38
	20	500	42	45	5	4	0	21
	21	440	16	17	8	5	0	17
	22	438	31	28	4	3	0	41
	23	348	20	20	3	1	0	18
	24	828	47	56	16	13	0	47
	25	234	15	13	5	4	0	20
	26	304	24	24	3	0	0	22
	27	304	25	27	4	4	0	16
	28	326	22	21	5	5	0	18
	29	312	11	12	3	1	0	14
	30	192	7	7	7	3	0	24
	31	492	33	32	5	2	0	51
	32	404	36	35	3	3	0	26
	33	444	30	28	6	4	0	14
	34	228	8	6	1	0	0	14
	35	298	30	30	6	3	0	13
	36	346	21	23	3	0	0	13
	37	608	23	22	10	7	0	48
	38	448	20	24	7	5	0	19
	39	456	16	13	3	4	0	37
	40	632	23	27	7	6	0	43
	41	464	32	33	5	4	0	25
	42	350	31	33	7	4	0	18
	43	288	21	17	6	2	0	20
GRAND TOTAL:		<u>17,402</u>	<u>1,039</u>	<u>1,061</u>	<u>243</u>	<u>166</u>	<u>1</u>	<u>1,105</u>



TOWN OF WHEATLAND  
TOWN SUPERVISOR

LEGISLATIVE DISTRICT OR TOWN	ELECTION DISTRICT	TOTAL VOTERS	LINDA M. DOBSON REP	LINDA M. DOBSON IND	LINDA M. DOBSON CON	SCATTER	BLANK AND VOID
Wheatland	1	206	93	23	34	6	50
	2	275	109	26	37	2	101
	3	209	91	30	32	5	51
	4	163	89	17	32	2	23
	5	239	106	18	30	6	79
GRAND TOTAL:		<u>1,092</u>	<u>488</u>	<u>114</u>	<u>165</u>	<u>21</u>	<u>304</u>

TOWN OF WHEATLAND  
TOWN JUSTICE

LEGISLATIVE DISTRICT OR TOWN	ELECTION DISTRICT	TOTAL VOTERS	TIMOTHY HALLOCK REP	TIMOTHY HALLOCK IND	TIMOTHY HALLOCK CON	SCATTER	BLANK AND VOID
Wheatland	1	206	106	27	37	0	36
	2	275	116	33	44	0	82
	3	209	91	35	34	1	48
	4	163	96	16	35	1	15
	5	239	119	21	37	1	61
GRAND TOTAL:		<u>1,092</u>	<u>528</u>	<u>132</u>	<u>187</u>	<u>3</u>	<u>242</u>

TOWN OF WHEATLAND  
MEMBER OF TOWN COUNCIL  
(VOTE FOR 2)

LEGISLATIVE DISTRICT OR TOWN	ELECTION DISTRICT	TOTAL VOTERS	EDWARD	HENRY	EDWARD	HENRY	EDWARD	HENRY	TIMOTHY	SCATTER	BLANK AND VOID
			SHERO REP	W. WILLIAMS, JR. REP	SHERO IND	W. WILLIAMS, JR. IND	SHERO CON	W. WILLIAMS, JR. CON	DAVIS W-IN		
Wheatland	1	412	94	94	19	22	30	26	43	3	81
	2	550	61	71	15	26	24	25	191	0	137
	3	418	87	81	24	27	28	32	49	3	87
	4	326	86	86	17	16	33	34	16	1	37
	5	478	90	92	14	12	26	29	105	2	108
GRAND TOTAL:		<u>2,184</u>	<u>418</u>	<u>424</u>	<u>89</u>	<u>103</u>	<u>141</u>	<u>146</u>	<u>404</u>	<u>9</u>	<u>450</u>

TOWN OF WHEATLAND  
SUPERINTENDENT OF HIGHWAYS

LEGISLATIVE DISTRICT OR TOWN	ELECTION DISTRICT	TOTAL VOTERS	HOWARD C. HAZELTON  REP	HOWARD C. HAZELTON  IND	HOWARD C. HAZELTON  CON	SCATTER	BLANK AND VOID
Wheatland	1	206	107	26	33	0	40
	2	275	105	40	39	0	91
	3	209	110	34	36	0	29
	4	163	92	18	33	1	19
	5	239	115	27	38	1	58
GRAND TOTAL:		<u>1,092</u>	<u>529</u>	<u>145</u>	<u>179</u>	<u>2</u>	<u>237</u>

PROPOSAL NUMBER ONE  
 AN AMENDMENT  
 USE OF FOREST PRESERVE LANDS TO CONSTRUCT A POWER LINE ALONG STATE ROUTE 56 IN ST.  
 LAWRENCE COUNTY  
 SUMMARY

LEGISLATIVE DISTRICT OR TOWN	TOTAL VOTERS	YES	NO	BLANK AND VOID
Leg. Dist. 06	827	503	182	142
Leg. Dist. 07	571	196	59	316
Leg. Dist. 21	2,563	813	296	1,454
Leg. Dist. 22	1,021	122	71	828
Leg. Dist. 23	3,345	1,389	448	1,508
Leg. Dist. 24	2,016	759	304	953
Leg. Dist. 25	1,840	385	164	1,291
Leg. Dist. 26	1,277	454	208	615
Leg. Dist. 27	2,605	633	267	1,705
Leg. Dist. 28	1,380	369	169	842
Leg. Dist. 29	1,822	390	202	1,230
CITY	19,267	6,013	2,370	10,884
Brighton	6,923	3,339	915	2,669
Chili	6,080	2,484	942	2,654
Clarkson	1,476	636	238	602
East Rochester	1,383	417	218	748
Gates	6,157	2,050	864	3,243
Greece	21,888	8,286	3,537	10,065
Hamlin	1,853	817	390	646
Henrietta	6,685	2,885	1,001	2,799
Irondequoit	12,606	5,031	2,102	5,473
Mendon	2,476	1,036	350	1,090
Ogden	2,753	1,321	481	951
Parma	3,872	1,479	529	1,864
Penfield	8,926	3,871	1,270	3,785
Perinton	10,156	4,951	1,448	3,757
Pittsford	6,269	3,201	927	2,141
Riga	1,637	682	224	731
Rush	1,027	484	145	398
Sweden	2,200	913	323	964
Webster	8,701	3,913	1,427	3,361
Wheatland	1,092	734	231	127
TOWNS	114,160	48,530	17,562	48,068
GRAND TOTAL:	133,427	54,543	19,932	58,952

PROPOSAL NUMBER ONE  
 AN AMENDMENT  
 USE OF FOREST PRESERVE LANDS TO CONSTRUCT A POWER LINE ALONG STATE ROUTE 56 IN ST.  
 LAWRENCE COUNTY  
 DETAIL

LEGISLATIVE DISTRICT OR TOWN	ELECTION DISTRICT	TOTAL VOTERS	YES	NO	BLANK AND VOID
Leg. Dist. 06					
	1	206	122	58	26
	2	76	43	16	17
	3	126	83	19	24
	4	145	79	35	31
	5	143	100	26	17
	6	131	76	28	27
Leg. Dist. 06		827	503	182	142
Leg. Dist. 07					
	1	244	92	32	120
	2	178	60	16	102
	3	149	44	11	94
Leg. Dist. 07		571	196	59	316
Leg. Dist. 21					
	1	134	40	24	70
	2	118	52	11	55
	3	54	14	3	37
	4	57	15	5	37
	5/16	112	52	15	45
	6	121	50	6	65
	7	166	62	17	87
	8/28	44	19	5	20
	9	99	31	14	54
	10	186	86	11	89
	11	44	11	3	30
	12	130	43	20	67
	13	55	13	11	31
	14	189	65	21	103
	15	110	22	17	71
	17	73	20	8	45
	18	80	11	10	59
	19	25	5	1	19
	20	63	20	15	28
	21	89	25	8	56
	22	66	13	6	47
	23/32	67	17	11	39
	24	143	54	15	74
	25	88	20	6	62
	26	66	11	7	48
	27	53	9	4	40
	29/30	38	7	5	26
	31/34	48	12	9	27
	33	45	14	8	23
Leg. Dist. 21		2,563	813	296	1,454

PROPOSAL NUMBER ONE  
 AN AMENDMENT  
 USE OF FOREST PRESERVE LANDS TO CONSTRUCT A POWER LINE ALONG STATE ROUTE 56 IN ST.  
 LAWRENCE COUNTY  
 DETAIL

<u>LEGISLATIVE DISTRICT OR TOWN</u>	<u>ELECTION DISTRICT</u>	<u>TOTAL VOTERS</u>	<u>YES</u>	<u>NO</u>	<u>BLANK AND VOID</u>
Leg. Dist. 22	1	78	7	5	66
	2	20	2	0	18
	3	63	6	3	54
	4	17	1	0	16
	5	47	4	2	41
	6	55	0	2	53
	7	28	1	1	26
	8	58	17	1	40
	9	33	3	0	30
	10	44	4	2	38
	11	59	15	11	33
	12	43	3	2	38
	13	20	0	0	20
	14	70	13	12	45
	15	66	12	3	51
	16	13	1	0	12
	17	26	3	1	22
	18	33	2	1	30
	19	29	5	1	23
	20	63	4	8	51
	21	34	2	3	29
	22	57	6	7	44
	23	34	4	3	27
	24	31	7	3	21
Leg. Dist. 22		1,021	122	71	828
Leg. Dist. 23	1	73	32	10	31
	2	116	42	11	63
	3	66	31	9	26
	4	158	76	13	69
	5	72	32	10	30
	6	58	23	5	30
	7	95	48	10	37
	8	91	51	12	28
	9	91	50	6	35
	10	101	55	9	37
	11	135	61	12	62
	12	190	70	21	99
	13	87	37	13	37
	14	82	50	22	10
	15	59	23	8	28
	16	71	26	14	31
	17	174	54	32	88

PROPOSAL NUMBER ONE  
 AN AMENDMENT  
 USE OF FOREST PRESERVE LANDS TO CONSTRUCT A POWER LINE ALONG STATE ROUTE 56 IN ST.  
 LAWRENCE COUNTY  
 DETAIL

LEGISLATIVE DISTRICT OR TOWN	ELECTION DISTRICT	TOTAL VOTERS	YES	NO	BLANK AND VOID
Leg. Dist. 23	18	186	60	25	101
	19	147	42	17	88
	20	155	84	34	37
	21	166	73	19	74
	22	116	44	21	51
	23	57	23	8	26
	24	159	40	20	99
	25	253	103	39	111
	26	267	107	33	127
	27	120	52	15	53
Leg. Dist. 23		3,345	1,389	448	1,508
Leg. Dist. 24	1	187	79	25	83
	2	147	71	23	53
	3	180	64	26	90
	4	116	44	13	59
	5	136	54	20	62
	6	93	29	18	46
	7	90	33	13	44
	8	122	56	6	60
	9	87	25	13	49
	10	141	65	24	52
	11	42	11	3	28
	12	47	10	1	36
	13	127	43	21	63
	14	144	67	38	39
	15	187	44	27	116
	16	96	38	14	44
	17	74	26	19	29
Leg. Dist. 24		2,016	759	304	953
Leg. Dist. 25	1	124	42	13	69
	2	84	12	2	70
	3	172	12	8	152
	4/12	136	39	19	78
	5	50	5	1	44
	6	118	24	9	85
	7	68	2	2	64
	8	104	13	8	83
	9	60	7	2	51
	10	100	24	10	66
	11	58	7	6	45
	13	82	9	4	69



PROPOSAL NUMBER ONE  
 AN AMENDMENT  
 USE OF FOREST PRESERVE LANDS TO CONSTRUCT A POWER LINE ALONG STATE ROUTE 56 IN ST.  
 LAWRENCE COUNTY  
 DETAIL

LEGISLATIVE DISTRICT OR TOWN	ELECTION DISTRICT	TOTAL VOTERS	YES	NO	BLANK AND VOID
Leg. Dist. 25	14/24	141	49	20	72
	15	59	7	2	50
	16	9	4	0	5
	17	43	6	0	37
	18	156	49	17	90
	19/21	54	32	13	9
	20/25	150	22	15	113
	22	67	18	13	36
	23	5	2	0	3
Leg. Dist. 25		1,840	385	164	1,291
Leg. Dist. 26	1/13	71	20	11	40
	2	43	8	6	29
	3	89	32	13	44
	4	133	55	16	62
	5	83	21	16	46
	7	76	25	17	34
	8	89	20	15	54
	9	104	45	12	47
	10	80	27	15	38
	11	101	33	20	48
	12	158	75	21	62
	14	66	27	19	20
	15	98	39	14	45
	16	84	25	13	46
	17	2	2	0	0
Leg. Dist. 26		1,277	454	208	615
Leg. Dist. 27	1	117	30	14	73
	2	120	32	19	69
	3/24	113	36	16	61
	4	151	41	18	92
	5	131	39	10	82
	6	113	30	9	74
	7	135	34	12	89
	8	95	22	4	69
	9	158	47	14	97
	10	138	55	34	49
	11	101	37	11	53
	12	94	15	13	66
	13	97	15	7	75
	14	99	26	11	62
	15	86	15	5	66

PROPOSAL NUMBER ONE  
 AN AMENDMENT  
 USE OF FOREST PRESERVE LANDS TO CONSTRUCT A POWER LINE ALONG STATE ROUTE 56 IN ST.  
 LAWRENCE COUNTY  
 DETAIL

LEGISLATIVE DISTRICT OR TOWN	ELECTION DISTRICT	TOTAL VOTERS	YES	NO	BLANK AND VOID
Leg. Dist. 27	16	130	37	4	89
	17	49	13	9	27
	18	91	14	8	69
	19	105	25	9	71
	20	63	2	6	55
	21	60	13	3	44
	22	140	13	4	123
	23	57	7	5	45
	27	89	18	15	56
	28	73	17	7	49
Leg. Dist. 27		2,605	633	267	1,705
Leg. Dist. 28	1	65	16	7	42
	2	73	14	9	50
	3	39	7	3	29
	4	104	23	12	69
	5	59	11	10	38
	6	75	16	9	50
	7	105	26	11	68
	8	99	9	9	81
	9	43	17	5	21
	10	41	14	6	21
	11/25	90	28	7	55
	12	37	9	4	24
	13	60	19	1	40
	14	51	10	8	33
	15	28	5	5	18
	16	72	17	15	40
	17	29	4	2	23
	18/19	83	26	24	33
	21	92	39	13	40
	22	31	5	2	24
	23/24	104	54	7	43
Leg. Dist. 28		1,380	369	169	842
Leg. Dist. 29	1/2	32	5	1	26
	3	73	19	10	44
	4	86	34	17	35
	5/7	86	22	9	55
	6	70	12	9	49
	8	101	24	15	62
	9	77	20	4	53
	10	86	18	8	60

PROPOSAL NUMBER ONE  
 AN AMENDMENT  
 USE OF FOREST PRESERVE LANDS TO CONSTRUCT A POWER LINE ALONG STATE ROUTE 56 IN ST.  
 LAWRENCE COUNTY  
 DETAIL

LEGISLATIVE DISTRICT OR TOWN	ELECTION DISTRICT	TOTAL VOTERS	YES	NO	BLANK AND VOID
Leg. Dist. 29					
	11	71	17	10	44
	12/17	66	9	5	52
	13	79	6	4	69
	14	78	16	6	56
	15	69	16	7	46
	16	23	4	1	18
	18	106	42	18	46
	19	64	25	14	25
	20	78	13	10	55
	21	104	33	16	55
	22	79	3	3	73
	23	99	2	3	94
	24	85	15	8	62
	25	151	20	22	109
	26	46	11	2	33
	27	13	4	0	9
Leg. Dist. 29		1,822	390	202	1,230
CITY		19,267	6,013	2,370	10,884
Brighton					
	1	167	86	24	57
	2	131	62	15	54
	3	179	61	23	95
	4	170	77	25	68
	5	145	68	13	64
	6	227	108	44	75
	7	129	58	16	55
	8	157	82	27	48
	9	199	100	29	70
	10	161	81	17	63
	11	214	115	25	74
	12	192	108	16	68
	13	138	71	20	47
	14	65	30	10	25
	15	145	82	15	48
	16	125	55	17	53
	17	90	24	4	62
	18	181	78	30	73
	19	125	72	13	40
	20	85	34	12	39
	21	132	57	21	54
	22	153	71	26	56
	23	141	66	17	58
	24	247	92	30	125

PROPOSAL NUMBER ONE  
 AN AMENDMENT  
 USE OF FOREST PRESERVE LANDS TO CONSTRUCT A POWER LINE ALONG STATE ROUTE 56 IN ST.  
 LAWRENCE COUNTY  
 DETAIL

LEGISLATIVE DISTRICT OR TOWN	ELECTION DISTRICT	TOTAL VOTERS	YES	NO	BLANK AND VOID
Brighton	25	121	73	8	40
	26	126	69	18	39
	27	138	65	13	60
	28	185	94	27	64
	29	144	78	24	42
	30	341	139	40	162
	31	147	68	17	62
	32	205	133	35	37
	33	195	102	24	69
	34	174	69	24	81
	35	122	85	15	22
	36	70	32	10	28
	37	128	58	19	51
	38	163	83	22	58
	39	130	53	17	60
	40	248	129	33	86
	41	149	60	30	59
	42	60	28	10	22
	43	158	75	15	68
	44	48	30	5	13
	45	83	34	13	36
	46	90	44	7	39
Brighton		6,923	3,339	915	2,669
Chili	1	180	61	27	92
	2	248	115	45	88
	3	182	79	23	80
	4	128	48	27	53
	5	188	85	23	80
	6	202	88	31	83
	7	98	37	19	42
	8	180	70	30	80
	9	201	89	32	80
	10	111	51	25	35
	11	176	73	28	75
	12	162	66	28	68
	13	259	97	38	124
	14	215	109	22	84
	15	184	73	33	78
	16	267	96	41	130
	17	482	193	73	216
	18	177	78	27	72
	19	208	87	32	89
	20	231	103	29	99

PROPOSAL NUMBER ONE  
 AN AMENDMENT  
 USE OF FOREST PRESERVE LANDS TO CONSTRUCT A POWER LINE ALONG STATE ROUTE 56 IN ST.  
 LAWRENCE COUNTY  
 DETAIL

<u>LEGISLATIVE DISTRICT OR TOWN</u>	<u>ELECTION DISTRICT</u>	<u>TOTAL VOTERS</u>	<u>YES</u>	<u>NO</u>	<u>BLANK AND VOID</u>
Chili					
	21	177	69	26	82
	22	129	41	18	70
	23	153	64	21	68
	24	318	124	51	143
	25	107	43	16	48
	26	222	89	34	99
	27	189	76	18	95
	28	128	44	18	66
	29	140	56	23	61
	30	92	45	20	27
	31	7	0	4	3
	32	147	64	28	55
	33	192	71	32	89
Chili		6,080	2,484	942	2,654
Clarkson					
	1	259	119	36	104
	2	207	86	32	89
	3	271	126	50	95
	4	333	150	59	124
	5	223	81	31	111
	6	183	74	30	79
Clarkson		1,476	636	238	602
East Rochester					
	1	232	67	32	133
	2	203	32	29	142
	3	230	69	33	128
	4	181	88	38	55
	5	147	42	31	74
	6	192	60	31	101
	7	198	59	24	115
East Rochester		1,383	417	218	748
Gates					
	1	141	54	18	69
	2	194	51	33	110
	3	125	45	15	65
	4	207	57	19	131
	5	284	113	40	131
	6	197	62	27	108
	7	334	137	55	142
	8	156	70	19	67
	9	223	47	32	144
	10	135	39	17	79
	11	166	56	23	87

PROPOSAL NUMBER ONE  
 AN AMENDMENT  
 USE OF FOREST PRESERVE LANDS TO CONSTRUCT A POWER LINE ALONG STATE ROUTE 56 IN ST.  
 LAWRENCE COUNTY  
 DETAIL

<u>LEGISLATIVE DISTRICT OR TOWN</u>	<u>ELECTION DISTRICT</u>	<u>TOTAL VOTERS</u>	<u>YES</u>	<u>NO</u>	<u>BLANK AND VOID</u>
Gates	12	119	34	15	70
	13	152	53	24	75
	14	155	27	14	114
	15	284	98	29	157
	16	139	42	21	76
	17	150	44	24	82
	18	206	72	24	110
	19	192	71	30	91
	20	201	73	30	98
	21	202	54	22	126
	22	177	66	25	86
	23	184	69	29	86
	24	150	67	24	59
	25	157	53	23	81
	26	195	75	47	73
	27	202	54	26	122
	28	147	47	20	80
	29	140	45	23	72
	30	102	27	18	57
	31	168	56	17	95
	32	223	79	33	111
	33	71	23	13	35
	34	144	46	23	75
	35	135	44	12	79
Gates		6,157	2,050	864	3,243
Greece	1	203	72	32	99
	2	221	98	34	89
	3	197	70	31	96
	4	178	61	21	96
	5	145	53	21	71
	6	145	59	30	56
	7	172	64	33	75
	8	166	42	21	103
	9	146	49	21	76
	10	160	53	31	76
	11	66	26	9	31
	12	103	46	22	35
	13	173	69	27	77
	14	136	70	30	36
	15	172	84	28	60
	16	158	60	21	77
	17	233	104	27	102
	18	225	99	34	92

PROPOSAL NUMBER ONE  
 AN AMENDMENT  
 USE OF FOREST PRESERVE LANDS TO CONSTRUCT A POWER LINE ALONG STATE ROUTE 56 IN ST.  
 LAWRENCE COUNTY  
 DETAIL

LEGISLATIVE DISTRICT OR TOWN	ELECTION DISTRICT	TOTAL VOTERS	YES	NO	BLANK AND VOID
Greece					
	19	163	61	30	72
	20	152	57	23	72
	21	150	59	25	66
	22	130	52	18	60
	23	348	103	52	193
	24	283	98	40	145
	25	194	63	28	103
	26	175	71	34	70
	27	205	50	18	137
	28	231	79	31	121
	29	214	91	33	90
	30	128	56	21	51
	31	181	75	35	71
	32	157	67	28	62
	33	199	69	34	96
	34	234	82	33	119
	35	240	73	33	134
	36	234	98	37	99
	37	157	69	23	65
	38	282	118	55	109
	39	142	58	15	69
	40	150	54	30	66
	41	218	106	41	71
	42	161	57	22	82
	43	159	71	31	57
	44	308	136	50	122
	45	269	86	35	148
	46	116	47	11	58
	47	205	84	37	84
	48	143	61	23	59
	49	159	70	15	74
	50	197	88	33	76
	51	134	52	19	63
	52	234	89	51	94
	53	135	62	17	56
	54	242	97	41	104
	55	180	59	35	86
	56	272	118	49	105
	57	187	68	27	92
	58	270	79	46	145
	59	91	37	24	30
	60	160	49	34	77
	61	205	57	39	109
	62	206	65	24	117

PROPOSAL NUMBER ONE  
 AN AMENDMENT  
 USE OF FOREST PRESERVE LANDS TO CONSTRUCT A POWER LINE ALONG STATE ROUTE 56 IN ST.  
 LAWRENCE COUNTY  
 DETAIL

LEGISLATIVE DISTRICT OR TOWN	ELECTION DISTRICT	TOTAL VOTERS	YES	NO	BLANK AND VOID
Greece					
	63	226	76	44	106
	64	148	45	29	74
	65	194	67	22	105
	66	108	38	14	56
	67	173	62	29	82
	68	273	107	49	117
	69	162	68	36	58
	70	415	137	68	210
	71	256	106	46	104
	72	247	98	44	105
	73	115	42	20	53
	74	152	46	32	74
	75	149	59	23	67
	76	178	70	16	92
	77	225	95	40	90
	78	149	52	37	60
	79	303	115	64	124
	80	273	115	38	120
	81	140	82	32	26
	82	112	36	15	61
	83	126	55	15	56
	84	240	85	44	111
	85	239	87	39	113
	86	290	112	40	138
	87	213	71	35	107
	88	206	84	38	84
	89	203	72	30	101
	90	249	74	33	142
	91	396	148	69	179
	92	266	103	42	121
	93	278	104	51	123
	94	185	78	19	88
	95	111	40	24	47
	96	234	79	44	111
	97	442	155	79	208
	98	268	84	39	145
	99	256	98	37	121
	100	287	123	28	136
	101	151	61	28	62
	102	294	114	29	151
	103	258	93	36	129
	104	270	98	43	129
	105	162	72	24	66
	106	160	55	23	82



PROPOSAL NUMBER ONE  
 AN AMENDMENT  
 USE OF FOREST PRESERVE LANDS TO CONSTRUCT A POWER LINE ALONG STATE ROUTE 56 IN ST.  
 LAWRENCE COUNTY  
 DETAIL

LEGISLATIVE DISTRICT OR TOWN	ELECTION DISTRICT	TOTAL VOTERS	YES	NO	BLANK AND VOID
Greece	107	135	47	25	63
	108	129	51	20	58
	109	243	107	52	84
Greece		21,888	8,286	3,537	10,065
Hamlin	1	154	74	30	50
	2	257	130	71	56
	3/11	174	82	36	56
	4	166	73	46	47
	5	164	58	30	76
	6	126	56	35	35
	7	271	129	49	93
	8	155	64	36	55
	9	143	55	22	66
	10	243	96	35	112
Hamlin		1,853	817	390	646
Henrietta	1	258	123	33	102
	2	166	46	31	89
	3	66	32	11	23
	4	154	58	34	62
	5	173	66	30	77
	6	184	84	29	71
	7	197	79	29	89
	8	210	93	26	91
	9	140	63	22	55
	10	181	63	23	95
	11	132	43	25	64
	12	188	83	23	82
	13	169	111	35	23
	14	129	54	22	53
	15	188	76	24	88
	16	117	58	16	43
	17	243	122	28	93
	18	195	72	28	95
	19	153	72	24	57
	20	199	90	33	76
	21	162	68	24	70
	22	286	140	35	111
	23	129	57	29	43
	24	171	74	29	68
	25	216	84	39	93
	26	343	153	44	146

PROPOSAL NUMBER ONE  
 AN AMENDMENT  
 USE OF FOREST PRESERVE LANDS TO CONSTRUCT A POWER LINE ALONG STATE ROUTE 56 IN ST.  
 LAWRENCE COUNTY  
 DETAIL

LEGISLATIVE DISTRICT OR TOWN	ELECTION DISTRICT	TOTAL VOTERS	YES	NO	BLANK AND VOID
Henrietta	27	312	132	41	139
	28	272	131	33	108
	29	253	91	36	126
	30	315	128	50	137
	31	112	46	12	54
	32	273	121	41	111
	33	125	56	23	46
	34	85	38	13	34
	35	189	78	26	85
	Henrietta		6,685	2,885	1,001
Irondequoit	1	186	74	28	84
	2	154	61	18	75
	3	214	70	37	107
	4	175	65	27	83
	5	131	63	21	47
	6	337	153	54	130
	7	319	153	56	110
	8	229	86	46	97
	9	213	79	34	100
	10	254	126	38	90
	11	102	30	28	44
	12	130	58	18	54
	13	259	107	60	92
	14	272	116	33	123
	15	297	157	40	100
	16	253	132	44	77
	17	136	60	19	57
	18	218	84	35	99
	19	185	80	23	82
	20	205	91	34	80
	21	196	88	33	75
	22	242	118	53	71
	23	166	64	28	74
	24	180	95	28	57
	25	181	61	47	73
	26	111	35	17	59
	27	144	62	17	65
	28	148	46	26	76
	29	129	54	19	56
	30	167	74	27	66
	31	199	90	38	71

PROPOSAL NUMBER ONE  
 AN AMENDMENT  
 USE OF FOREST PRESERVE LANDS TO CONSTRUCT A POWER LINE ALONG STATE ROUTE 56 IN ST.  
 LAWRENCE COUNTY  
 DETAIL

LEGISLATIVE DISTRICT OR TOWN	ELECTION DISTRICT	TOTAL VOTERS	YES	NO	BLANK AND VOID
Irondequoit	32	192	77	30	85
	33	151	58	32	61
	34	299	116	40	143
	35	95	43	13	39
	36	76	26	18	32
	37	169	55	33	81
	38	111	32	14	65
	39	80	28	8	44
	40	148	62	22	64
	41	179	61	33	85
	42	234	100	41	93
	43	113	43	23	47
	44	412	177	70	165
	45	165	65	37	63
	46	188	73	24	91
	47	76	38	14	24
	48	210	94	34	82
	49	184	69	25	90
	50	95	26	12	57
	51	266	108	51	107
	52	198	62	24	112
	53	167	48	28	91
	54	41	15	4	22
	55	170	65	36	69
	56	180	72	34	74
	57	273	85	49	139
	58	195	80	26	89
	59	161	70	30	61
	60	194	77	29	88
	61	242	78	36	128
	62	245	92	40	113
	63	146	54	26	66
	64	127	51	24	52
	65	119	41	22	56
	66	50	11	6	33
	67	174	55	34	85
	68	175	47	20	108
	69	58	7	12	39
	70	68	25	12	31
	71/72	48	13	10	25
Irondequoit		12,606	5,031	2,102	5,473
Mendon	1	348	157	41	150
	2	280	115	24	141

PROPOSAL NUMBER ONE  
 AN AMENDMENT  
 USE OF FOREST PRESERVE LANDS TO CONSTRUCT A POWER LINE ALONG STATE ROUTE 56 IN ST.  
 LAWRENCE COUNTY  
 DETAIL

LEGISLATIVE DISTRICT OR TOWN	ELECTION DISTRICT	TOTAL VOTERS	YES	NO	BLANK AND VOID
Mendon					
	3	351	140	48	163
	4	262	102	36	124
	5	283	127	45	111
	6	274	115	49	110
	7	300	115	48	137
	8	124	50	24	50
	9	254	115	35	104
Mendon		2,476	1,036	350	1,090
Ogden					
	1	150	81	25	44
	2	163	80	35	48
	3	190	91	28	71
	4	127	73	27	27
	5	139	77	19	43
	6	142	63	16	63
	7	84	39	19	26
	8	122	49	24	49
	9	119	55	16	48
	10	118	60	16	42
	11	134	64	21	49
	12	155	75	17	63
	13	144	53	28	63
	14	81	31	19	31
	15	183	83	37	63
	16	100	53	21	26
	17	100	45	16	39
	18	146	72	17	57
	19	177	83	37	57
	20	179	94	43	42
Ogden		2,753	1,321	481	951
Parma					
	1	228	83	45	100
	2	284	101	44	139
	3	214	89	24	101
	4	265	93	28	144
	5	225	82	18	125
	6	139	54	14	71
	7	265	80	41	144
	8	401	144	57	200
	9	259	118	38	103
	10	275	111	35	129
	11	231	100	42	89
	12	218	70	25	123

PROPOSAL NUMBER ONE  
 AN AMENDMENT  
 USE OF FOREST PRESERVE LANDS TO CONSTRUCT A POWER LINE ALONG STATE ROUTE 56 IN ST.  
 LAWRENCE COUNTY  
 DETAIL

LEGISLATIVE DISTRICT OR TOWN	ELECTION DISTRICT	TOTAL VOTERS	YES	NO	BLANK AND VOID
Parma	13	419	162	45	212
	14	167	66	27	74
	15	282	126	46	110
Parma		3,872	1,479	529	1,864
Penfield	1	82	38	7	37
	2	235	91	27	117
	3	183	75	37	71
	4	216	104	40	72
	5	249	108	32	109
	6	170	70	20	80
	7	282	131	30	121
	8	180	66	30	84
	9	322	164	46	112
	10	182	82	21	79
	11	145	67	19	59
	12	258	117	42	99
	13	241	78	35	128
	14	269	113	47	109
	15	288	128	44	116
	16	130	58	21	51
	17	242	105	46	91
	18	187	92	25	70
	19	309	138	45	126
	20	237	103	43	91
	21	234	88	35	111
	22	186	93	34	59
	23	319	150	34	135
	24	321	148	43	130
	25	165	74	20	71
	26	140	60	16	64
	27	293	116	44	133
	28	166	80	18	68
	29	223	102	27	94
	30	311	116	40	155
	31	130	71	12	47
	32	132	59	16	57
	33	224	120	43	61
	34	183	59	29	95
	35	209	84	27	98
	36	176	67	19	90
	37	342	117	58	167
	38	133	71	16	46
	39	158	62	18	78

PROPOSAL NUMBER ONE  
 AN AMENDMENT  
 USE OF FOREST PRESERVE LANDS TO CONSTRUCT A POWER LINE ALONG STATE ROUTE 56 IN ST.  
 LAWRENCE COUNTY  
 DETAIL

LEGISLATIVE DISTRICT OR TOWN	ELECTION DISTRICT	TOTAL VOTERS	YES	NO	BLANK AND VOID
Penfield					
	40	183	74	27	82
	41	153	76	18	59
	42	138	56	19	63
Penfield		8,926	3,871	1,270	3,785
Perinton					
	1	263	137	38	88
	2	224	125	30	69
	3	232	104	47	81
	4	163	66	28	69
	5	94	40	17	37
	6	175	87	25	63
	7	200	98	31	71
	8	205	100	27	78
	9	226	116	34	76
	10	183	93	29	61
	11	95	49	16	30
	12	166	86	18	62
	13	182	88	22	72
	14	200	98	20	82
	15	143	67	15	61
	16	133	65	21	47
	17	202	104	25	73
	18	197	93	24	80
	19	174	95	20	59
	20	207	98	36	73
	21	208	82	42	84
	22	134	55	30	49
	23	208	101	33	74
	24	324	147	44	133
	25	141	78	16	47
	26	250	147	50	53
	27	173	90	17	66
	28	171	81	30	60
	29	111	63	19	29
	30	149	98	27	24
	31	223	104	27	92
	32	159	64	25	70
	33	214	117	41	56
	34	209	87	33	89
	35	151	73	19	59
	36	90	48	12	30
	37	167	88	23	56

PROPOSAL NUMBER ONE  
 AN AMENDMENT  
 USE OF FOREST PRESERVE LANDS TO CONSTRUCT A POWER LINE ALONG STATE ROUTE 56 IN ST.  
 LAWRENCE COUNTY  
 DETAIL

LEGISLATIVE DISTRICT OR TOWN	ELECTION DISTRICT	TOTAL VOTERS	YES	NO	BLANK AND VOID
Perinton	38	214	87	26	101
	39	203	94	26	83
	40	151	85	20	46
	41	116	60	15	41
	42	137	56	26	55
	43	287	143	45	99
	44	181	86	27	68
	45	360	166	35	159
	46	91	42	12	37
	47	146	65	25	56
	48	119	69	12	38
	49	160	83	24	53
	50	68	21	8	39
	51	202	87	24	91
	52	151	63	22	66
	53	165	81	18	66
	54	251	123	35	93
	55	224	116	20	88
	56	184	92	17	75
Perinton		10,156	4,951	1,448	3,757
Pittsford	1	179	84	22	73
	2	188	87	24	77
	3	326	145	32	149
	4	172	73	27	72
	5	167	97	28	42
	6	186	87	13	86
	7	81	50	3	28
	8	227	143	33	51
	9	259	121	40	98
	10	135	66	19	50
	11	175	95	32	48
	12	135	87	12	36
	13	149	68	28	53
	14	235	129	35	71
	15	83	54	23	6
	16	138	81	16	41
	17	213	101	24	88
	18	165	74	26	65
	19	137	66	22	49
	20	196	95	23	78
	21	206	123	45	38
	22	268	130	26	112
	23	188	87	30	71

PROPOSAL NUMBER ONE  
 AN AMENDMENT  
 USE OF FOREST PRESERVE LANDS TO CONSTRUCT A POWER LINE ALONG STATE ROUTE 56 IN ST.  
 LAWRENCE COUNTY  
 DETAIL

LEGISLATIVE DISTRICT OR TOWN	ELECTION DISTRICT	TOTAL VOTERS	YES	NO	BLANK AND VOID
Pittsford	24	251	111	35	105
	25	216	98	32	86
	26	200	93	38	69
	27	143	65	22	56
	28	149	91	15	43
	29	181	90	34	57
	30	152	102	23	27
	31	197	117	37	43
	32	229	143	58	28
	33	216	82	32	102
	34	127	66	18	43
Pittsford		6,269	3,201	927	2,141
Riga	1	349	145	38	166
	2	309	139	37	133
	3	209	80	29	100
	4	279	115	46	118
	5	249	97	48	104
	6	242	106	26	110
Riga		1,637	682	224	731
Rush	1	276	121	39	116
	2	201	98	29	74
	3	291	146	41	104
	4	259	119	36	104
Rush		1,027	484	145	398
Sweden	1	210	84	30	96
	2	118	41	22	55
	3	247	83	42	122
	4	238	118	33	87
	5	77	35	12	30
	6	226	95	27	104
	7	259	109	34	116
	8	166	75	26	65
	9	135	58	18	59
	10	276	118	47	111
	11	68	24	12	32
	12	180	73	20	87
Sweden		2,200	913	323	964
Webster	1	231	110	39	82
	2	197	71	44	82



PROPOSAL NUMBER ONE  
 AN AMENDMENT  
 USE OF FOREST PRESERVE LANDS TO CONSTRUCT A POWER LINE ALONG STATE ROUTE 56 IN ST.  
 LAWRENCE COUNTY  
 DETAIL

<u>LEGISLATIVE DISTRICT OR TOWN</u>	<u>ELECTION DISTRICT</u>	<u>TOTAL VOTERS</u>	<u>YES</u>	<u>NO</u>	<u>BLANK AND VOID</u>
Webster	3	221	99	35	87
	4	94	38	14	42
	5	204	115	29	60
	6	190	85	29	76
	7	229	94	37	98
	8	201	91	32	78
	9	281	123	55	103
	10	255	118	36	101
	11	156	83	24	49
	12	278	145	38	95
	13	200	106	23	71
	14	204	98	26	80
	15	158	61	39	58
	16	156	81	30	45
	17	165	82	25	58
	18	151	73	17	61
	19	288	132	39	117
	20	250	123	58	69
	21	220	96	35	89
	22	219	88	40	91
	23	174	83	25	66
	24	414	176	71	167
	25	117	51	14	52
	26	152	56	30	66
	27	152	59	29	64
	28	163	52	31	80
	29	156	71	23	62
	30	96	38	12	46
	31	246	100	29	117
	32	202	108	41	53
	33	222	109	36	77
	34	114	52	23	39
	35	149	69	23	57
	36	173	84	37	52
	37	304	116	44	144
	38	224	103	40	81
	39	228	101	36	91
	40	316	125	65	126
	41	232	97	33	102
	42	175	92	21	62
	43	144	59	20	65
Webster		8,701	3,913	1,427	3,361
Wheatland	1	206	150	41	15

PROPOSAL NUMBER ONE  
 AN AMENDMENT  
 USE OF FOREST PRESERVE LANDS TO CONSTRUCT A POWER LINE ALONG STATE ROUTE 56 IN ST.  
 LAWRENCE COUNTY  
 DETAIL

LEGISLATIVE DISTRICT OR TOWN	ELECTION DISTRICT	TOTAL VOTERS	YES	NO	BLANK AND VOID
Wheatland	2	275	163	65	47
	3	209	143	39	27
	4	163	117	33	13
	5	239	161	53	25
Wheatland		1,092	734	231	127
TOWNS		114,160	48,530	17,562	48,068
GRAND TOTAL:		133,427	54,543	19,932	58,952

PROPOSAL NUMBER TWO  
AN AMENDMENT  
TO ALLOW PRISONERS TO VOLUNTARILY PERFORM WORK FOR NONPROFIT ORGANIZATIONS  
SUMMARY

LEGISLATIVE DISTRICT OR TOWN	TOTAL VOTERS	YES	NO	BLANK AND VOID
Leg. Dist. 06	827	446	249	132
Leg. Dist. 07	571	179	74	318
Leg. Dist. 21	2,563	803	341	1,419
Leg. Dist. 22	1,021	150	62	809
Leg. Dist. 23	3,345	1,429	450	1,466
Leg. Dist. 24	2,016	809	274	933
Leg. Dist. 25	1,840	422	144	1,274
Leg. Dist. 26	1,277	432	244	601
Leg. Dist. 27	2,605	640	286	1,679
Leg. Dist. 28	1,380	375	184	821
Leg. Dist. 29	1,822	398	214	1,210
CITY	19,267	6,083	2,522	10,662
Brighton	6,923	3,215	1,179	2,529
Chili	6,080	2,199	1,316	2,565
Clarkson	1,476	579	315	582
East Rochester	1,383	394	250	739
Gates	6,157	1,862	1,153	3,142
Greece	21,888	7,290	4,762	9,836
Hamlin	1,853	770	458	625
Henrietta	6,685	2,574	1,404	2,707
Irondequoit	12,606	4,644	2,683	5,279
Mendon	2,476	988	434	1,054
Ogden	2,753	1,157	667	929
Parma	3,872	1,285	779	1,808
Penfield	8,926	3,464	1,799	3,663
Perinton	10,156	4,458	2,073	3,625
Pittsford	6,269	2,967	1,204	2,098
Riga	1,637	635	299	703
Rush	1,027	454	191	382
Sweden	2,200	854	412	934
Webster	8,701	3,524	1,961	3,216
Wheatland	1,092	657	330	105
TOWNS	114,160	43,970	23,669	46,521
GRAND TOTAL:	133,427	50,053	26,191	57,183

PROPOSAL NUMBER TWO  
 AN AMENDMENT  
 TO ALLOW PRISONERS TO VOLUNTARILY PERFORM WORK FOR NONPROFIT ORGANIZATIONS  
 DETAIL

LEGISLATIVE DISTRICT OR TOWN	ELECTION DISTRICT	TOTAL VOTERS	YES	NO	BLANK AND VOID
Leg. Dist. 06	1	206	114	71	21
	2	76	42	16	18
	3	126	68	37	21
	4	145	68	48	29
	5	143	77	47	19
	6	131	77	30	24
Leg. Dist. 06		827	446	249	132
Leg. Dist. 07	1	244	91	34	119
	2	178	53	23	102
	3	149	35	17	97
Leg. Dist. 07		571	179	74	318
Leg. Dist. 21	1	134	40	23	71
	2	118	52	13	53
	3	54	11	8	35
	4	57	15	6	36
	5/16	112	53	17	42
	6	121	48	11	62
	7	166	58	26	82
	8/28	44	17	8	19
	9	99	30	16	53
	10	186	77	22	87
	11	44	11	2	31
	12	130	45	23	62
	13	55	22	6	27
	14	189	63	23	103
	15	110	18	20	72
	17	73	17	9	47
	18	80	11	12	57
	19	25	6	0	19
	20	63	28	9	26
	21	89	25	9	55
	22	66	14	4	48
	23/32	67	21	9	37
	24	143	42	29	72
	25	88	23	3	62
	26	66	11	9	46
	27	53	8	6	39
	29/30	38	6	6	26
	31/34	48	13	8	27
	33	45	18	4	23
Leg. Dist. 21		2,563	803	341	1,419

PROPOSAL NUMBER TWO  
 AN AMENDMENT  
 TO ALLOW PRISONERS TO VOLUNTARILY PERFORM WORK FOR NONPROFIT ORGANIZATIONS  
 DETAIL

<u>LEGISLATIVE DISTRICT OR TOWN</u>	<u>ELECTION DISTRICT</u>	<u>TOTAL VOTERS</u>	<u>YES</u>	<u>NO</u>	<u>BLANK AND VOID</u>
Leg. Dist. 22	1	78	12	3	63
	2	20	1	1	18
	3	63	4	4	55
	4	17	4	1	12
	5	47	7	0	40
	6	55	2	0	53
	7	28	2	0	26
	8	58	12	6	40
	9	33	3	0	30
	10	44	4	2	38
	11	59	17	14	28
	12	43	5	1	37
	13	20	1	0	19
	14	70	19	10	41
	15	66	9	5	52
	16	13	2	0	11
	17	26	4	1	21
	18	33	2	1	30
	19	29	3	3	23
	20	63	7	5	51
	21	34	1	2	31
	22	57	14	0	43
	23	34	7	1	26
	24	31	8	2	21
Leg. Dist. 22		<u>1,021</u>	<u>150</u>	<u>62</u>	<u>809</u>
Leg. Dist. 23	1	73	38	6	29
	2	116	42	11	63
	3	66	30	11	25
	4	158	74	15	69
	5	72	25	16	31
	6	58	18	10	30
	7	95	53	6	36
	8	91	52	11	28
	9	91	41	15	35
	10	101	52	14	35
	11	135	65	13	57
	12	190	78	20	92
	13	87	40	12	35
	14	82	57	17	8
	15	59	22	11	26
	16	71	24	15	32
	17	174	59	23	92
	18	186	59	27	100

PROPOSAL NUMBER TWO  
 AN AMENDMENT  
 TO ALLOW PRISONERS TO VOLUNTARILY PERFORM WORK FOR NONPROFIT ORGANIZATIONS  
 DETAIL

<u>LEGISLATIVE DISTRICT OR TOWN</u>	<u>ELECTION DISTRICT</u>	<u>TOTAL VOTERS</u>	<u>YES</u>	<u>NO</u>	<u>BLANK AND VOID</u>
Leg. Dist. 23					
	19	147	43	18	86
	20	155	88	32	35
	21	166	79	17	70
	22	116	53	15	48
	23	57	25	5	27
	24	159	46	19	94
	25	253	102	43	108
	26	267	114	29	124
	27	120	50	19	51
Leg. Dist. 23		3,345	1,429	450	1,466
Leg. Dist. 24					
	1	187	77	27	83
	2	147	77	21	49
	3	180	78	11	91
	4	116	38	20	58
	5	136	55	23	58
	6	93	38	11	44
	7	90	33	13	44
	8	122	57	6	59
	9	87	22	20	45
	10	141	73	14	54
	11	42	11	3	28
	12	47	9	3	35
	13	127	47	18	62
	14	144	67	37	40
	15	187	54	22	111
	16	96	38	16	42
	17	74	35	9	30
Leg. Dist. 24		2,016	809	274	933
Leg. Dist. 25					
	1	124	47	10	67
	2	84	9	5	70
	3	172	13	7	152
	4/12	136	48	14	74
	5	50	4	2	44
	6	118	26	9	83
	7	68	4	3	61
	8	104	13	8	83
	9	60	8	1	51
	10	100	30	5	65
	11	58	10	5	43
	13	82	7	5	70
	14/24	141	48	21	72
	15	59	9	1	49

PROPOSAL NUMBER TWO  
 AN AMENDMENT  
 TO ALLOW PRISONERS TO VOLUNTARILY PERFORM WORK FOR NONPROFIT ORGANIZATIONS  
 DETAIL

<u>LEGISLATIVE DISTRICT OR TOWN</u>	<u>ELECTION DISTRICT</u>	<u>TOTAL VOTERS</u>	<u>YES</u>	<u>NO</u>	<u>BLANK AND VOID</u>
Leg. Dist. 25					
	16	9	3	1	5
	17	43	5	1	37
	18	156	48	21	87
	19/21	54	36	9	9
	20/25	150	27	8	115
	22	67	25	8	34
	23	5	2	0	3
Leg. Dist. 25		1,840	422	144	1,274
Leg. Dist. 26					
	1/13	71	19	12	40
	2	43	7	8	28
	3	89	28	18	43
	4	133	41	28	64
	5	83	24	14	45
	7	76	30	12	34
	8	89	16	20	53
	9	104	44	17	43
	10	80	32	10	38
	11	101	32	21	48
	12	158	66	33	59
	14	66	27	19	20
	15	98	39	17	42
	16	84	25	15	44
	17	2	2	0	0
Leg. Dist. 26		1,277	432	244	601
Leg. Dist. 27					
	1	117	26	18	73
	2	120	33	19	68
	3/24	113	38	16	59
	4	151	40	18	93
	5	131	33	18	80
	6	113	29	12	72
	7	135	30	15	90
	8	95	18	8	69
	9	158	53	9	96
	10	138	61	27	50
	11	101	30	21	50
	12	94	16	14	64
	13	97	16	7	74
	14	99	27	11	61
	15	86	15	6	65
	16	130	35	5	90
	17	49	13	8	28
	18	91	13	9	69

PROPOSAL NUMBER TWO  
 AN AMENDMENT  
 TO ALLOW PRISONERS TO VOLUNTARILY PERFORM WORK FOR NONPROFIT ORGANIZATIONS  
 DETAIL

LEGISLATIVE DISTRICT OR TOWN	ELECTION DISTRICT	TOTAL VOTERS	YES	NO	BLANK AND VOID
Leg. Dist. 27					
	19	105	25	10	70
	20	63	7	4	52
	21	60	18	0	42
	22	140	13	5	122
	23	57	13	1	43
	27	89	20	17	52
	28	73	18	8	47
Leg. Dist. 27		2,605	640	286	1,679
Leg. Dist. 28					
	1	65	16	8	41
	2	73	14	9	50
	3	39	7	2	30
	4	104	21	16	67
	5	59	16	8	35
	6	75	14	12	49
	7	105	36	8	61
	8	99	10	7	82
	9	43	13	9	21
	10	41	16	4	21
	11/25	90	24	13	53
	12	37	8	4	25
	13	60	16	6	38
	14	51	7	11	33
	15	28	7	4	17
	16	72	18	15	39
	17	29	3	3	23
	18/19	83	27	23	33
	21	92	42	13	37
	22	31	8	0	23
	23/24	104	52	9	43
Leg. Dist. 28		1,380	375	184	821
Leg. Dist. 29					
	1/2	32	3	2	27
	3	73	20	12	41
	4	86	37	15	34
	5/7	86	20	13	53
	6	70	12	10	48
	8	101	26	16	59
	9	77	13	11	53
	10	86	22	5	59
	11	71	19	8	44
	12/17	66	10	5	51
	13	79	10	1	68
	14	78	13	8	57



PROPOSAL NUMBER TWO  
 AN AMENDMENT  
 TO ALLOW PRISONERS TO VOLUNTARILY PERFORM WORK FOR NONPROFIT ORGANIZATIONS  
 DETAIL

LEGISLATIVE DISTRICT OR TOWN	ELECTION DISTRICT	TOTAL VOTERS	YES	NO	BLANK AND VOID
Leg. Dist. 29					
	15	69	19	4	46
	16	23	2	3	18
	18	106	39	21	46
	19	64	23	15	26
	20	78	16	10	52
	21	104	31	19	54
	22	79	8	1	70
	23	99	3	2	94
	24	85	10	15	60
	25	151	27	16	108
	26	46	11	2	33
	27	13	4	0	9
Leg. Dist. 29		1,822	398	214	1,210
CITY		19,267	6,083	2,522	10,662
Brighton					
	1	167	88	25	54
	2	131	46	30	55
	3	179	63	25	91
	4	170	77	30	63
	5	145	67	19	59
	6	227	109	51	67
	7	129	55	23	51
	8	157	82	25	50
	9	199	106	29	64
	10	161	79	23	59
	11	214	114	31	69
	12	192	83	46	63
	13	138	77	14	47
	14	65	29	12	24
	15	145	77	17	51
	16	125	59	16	50
	17	90	23	8	59
	18	181	83	30	68
	19	125	77	13	35
	20	85	31	18	36
	21	132	62	18	52
	22	153	78	23	52
	23	141	57	30	54
	24	247	97	33	117
	25	121	65	17	39
	26	126	57	30	39
	27	138	61	16	61
	28	185	91	32	62
	29	144	70	33	41

PROPOSAL NUMBER TWO  
 AN AMENDMENT  
 TO ALLOW PRISONERS TO VOLUNTARILY PERFORM WORK FOR NONPROFIT ORGANIZATIONS  
 DETAIL

<u>LEGISLATIVE DISTRICT OR TOWN</u>	<u>ELECTION DISTRICT</u>	<u>TOTAL VOTERS</u>	<u>YES</u>	<u>NO</u>	<u>BLANK AND VOID</u>
Brighton	30	341	129	58	154
	31	147	67	21	59
	32	205	133	41	31
	33	195	96	35	64
	34	174	65	32	77
	35	122	77	26	19
	36	70	26	18	26
	37	128	53	27	48
	38	163	87	21	55
	39	130	50	21	59
	40	248	119	49	80
	41	149	57	36	56
	42	60	28	11	21
	43	158	73	21	64
	44	48	23	12	13
	45	83	26	21	36
	46	90	43	12	35
Brighton		6,923	3,215	1,179	2,529
Chili	1	180	56	35	89
	2	248	102	57	89
	3	182	60	43	79
	4	128	48	29	51
	5	188	70	38	80
	6	202	70	51	81
	7	98	32	26	40
	8	180	66	38	76
	9	201	77	46	78
	10	111	46	31	34
	11	176	59	44	73
	12	162	56	41	65
	13	259	91	48	120
	14	215	91	44	80
	15	184	63	43	78
	16	267	90	52	125
	17	482	179	96	207
	18	177	70	38	69
	19	208	73	47	88
	20	231	97	39	95
	21	177	62	33	82
	22	129	35	24	70
	23	153	50	39	64
	24	318	116	69	133
	25	107	41	19	47

PROPOSAL NUMBER TWO  
 AN AMENDMENT  
 TO ALLOW PRISONERS TO VOLUNTARILY PERFORM WORK FOR NONPROFIT ORGANIZATIONS  
 DETAIL

LEGISLATIVE DISTRICT OR TOWN	ELECTION DISTRICT	TOTAL VOTERS	YES	NO	BLANK AND VOID
Chili					
	26	222	80	45	97
	27	189	58	40	91
	28	128	33	31	64
	29	140	54	29	57
	30	92	46	23	23
	31	7	3	1	3
	32	147	59	40	48
	33	192	66	37	89
Chili		6,080	2,199	1,316	2,565
Clarkson					
	1	259	110	54	95
	2	207	70	47	90
	3	271	117	62	92
	4	333	138	75	120
	5	223	73	42	108
	6	183	71	35	77
Clarkson		1,476	579	315	582
East Rochester					
	1	232	52	43	137
	2	203	40	27	136
	3	230	70	32	128
	4	181	72	57	52
	5	147	46	31	70
	6	192	53	36	103
	7	198	61	24	113
East Rochester		1,383	394	250	739
Gates					
	1	141	49	29	63
	2	194	49	33	112
	3	125	41	21	63
	4	207	48	34	125
	5	284	102	54	128
	6	197	56	36	105
	7	334	132	67	135
	8	156	60	30	66
	9	223	48	34	141
	10	135	40	20	75
	11	166	50	34	82
	12	119	36	16	67
	13	152	40	36	76
	14	155	28	15	112
	15	284	84	52	148
	16	139	39	27	73
	17	150	38	30	82

PROPOSAL NUMBER TWO  
 AN AMENDMENT  
 TO ALLOW PRISONERS TO VOLUNTARILY PERFORM WORK FOR NONPROFIT ORGANIZATIONS  
 DETAIL

LEGISLATIVE DISTRICT OR TOWN	ELECTION DISTRICT	TOTAL VOTERS	YES	NO	BLANK AND VOID
Gates					
	18	206	47	45	114
	19	192	68	35	89
	20	201	63	43	95
	21	202	42	35	125
	22	177	61	32	84
	23	184	67	30	87
	24	150	63	37	50
	25	157	46	34	77
	26	195	75	51	69
	27	202	56	29	117
	28	147	41	29	77
	29	140	40	28	72
	30	102	29	21	52
	31	168	46	31	91
	32	223	73	45	105
	33	71	16	20	35
	34	144	46	26	72
	35	135	43	14	78
Gates		6,157	1,862	1,153	3,142
Greece					
	1	203	69	42	92
	2	221	92	42	87
	3	197	62	41	94
	4	178	54	32	92
	5	145	37	38	70
	6	145	43	49	53
	7	172	44	55	73
	8	166	37	25	104
	9	146	43	34	69
	10	160	47	36	77
	11	66	29	5	32
	12	103	46	23	34
	13	173	66	30	77
	14	136	63	40	33
	15	172	56	54	62
	16	158	47	34	77
	17	233	87	47	99
	18	225	85	53	87
	19	163	55	37	71
	20	152	52	29	71
	21	150	46	37	67
	22	130	45	29	56
	23	348	94	62	192
	24	283	92	60	131

PROPOSAL NUMBER TWO  
 AN AMENDMENT  
 TO ALLOW PRISONERS TO VOLUNTARILY PERFORM WORK FOR NONPROFIT ORGANIZATIONS  
 DETAIL

<u>LEGISLATIVE DISTRICT OR TOWN</u>	<u>ELECTION DISTRICT</u>	<u>TOTAL VOTERS</u>	<u>YES</u>	<u>NO</u>	<u>BLANK AND VOID</u>
Greece					
	25	194	63	31	100
	26	175	62	42	71
	27	205	47	23	135
	28	231	57	55	119
	29	214	77	51	86
	30	128	54	26	48
	31	181	65	48	68
	32	157	47	49	61
	33	199	64	40	95
	34	234	80	39	115
	35	240	64	44	132
	36	234	84	50	100
	37	157	61	34	62
	38	282	115	61	106
	39	142	49	25	68
	40	150	47	37	66
	41	218	87	66	65
	42	161	50	29	82
	43	159	69	38	52
	44	308	116	73	119
	45	269	71	48	150
	46	116	39	20	57
	47	205	74	47	84
	48	143	57	30	56
	49	159	57	29	73
	50	197	67	53	77
	51	134	57	19	58
	52	234	78	62	94
	53	135	48	33	54
	54	242	80	64	98
	55	180	53	45	82
	56	272	113	56	103
	57	187	62	36	89
	58	270	78	54	138
	59	91	37	24	30
	60	160	48	34	78
	61	205	49	40	116
	62	206	55	35	116
	63	226	82	44	100
	64	148	47	32	69
	65	194	19	28	147
	66	108	33	20	55
	67	173	48	44	81
	68	273	94	62	117

PROPOSAL NUMBER TWO  
 AN AMENDMENT  
 TO ALLOW PRISONERS TO VOLUNTARILY PERFORM WORK FOR NONPROFIT ORGANIZATIONS  
 DETAIL

<u>LEGISLATIVE DISTRICT OR TOWN</u>	<u>ELECTION DISTRICT</u>	<u>TOTAL VOTERS</u>	<u>YES</u>	<u>NO</u>	<u>BLANK AND VOID</u>
Greece					
	69	162	73	37	52
	70	415	122	85	208
	71	256	95	61	100
	72	247	89	58	100
	73	115	39	27	49
	74	152	46	35	71
	75	149	53	33	63
	76	178	56	37	85
	77	225	86	53	86
	78	149	52	41	56
	79	303	110	75	118
	80	273	103	56	114
	81	140	71	49	20
	82	112	32	20	60
	83	126	41	32	53
	84	240	70	65	105
	85	239	87	41	111
	86	290	103	51	136
	87	213	66	41	106
	88	206	78	45	83
	89	203	60	42	101
	90	249	66	48	135
	91	396	127	94	175
	92	266	91	62	113
	93	278	104	52	122
	94	185	62	37	86
	95	111	40	25	46
	96	234	72	52	110
	97	442	136	102	204
	98	268	70	56	142
	99	256	84	60	112
	100	287	99	53	135
	101	151	58	32	61
	102	294	80	63	151
	103	258	84	50	124
	104	270	92	53	125
	105	162	69	29	64
	106	160	40	44	76
	107	135	49	22	64
	108	129	45	25	59
	109	243	95	65	83
Greece		21,888	7,290	4,762	9,836
Hamlin	1	154	61	45	48

PROPOSAL NUMBER TWO  
 AN AMENDMENT  
 TO ALLOW PRISONERS TO VOLUNTARILY PERFORM WORK FOR NONPROFIT ORGANIZATIONS  
 DETAIL

LEGISLATIVE DISTRICT OR TOWN	ELECTION DISTRICT	TOTAL VOTERS	YES	NO	BLANK AND VOID
Hamlin	2	257	132	70	55
	3/11	174	68	52	54
	4	166	83	37	46
	5	164	57	37	70
	6	126	53	39	34
	7	271	115	67	89
	8	155	62	43	50
	9	143	56	19	68
	10	243	83	49	111
	Hamlin		1,853	770	458
Henrietta	1	258	109	49	100
	2	166	53	26	87
	3	66	31	14	21
	4	154	54	39	61
	5	173	65	36	72
	6	184	72	44	68
	7	197	82	34	81
	8	210	78	45	87
	9	140	53	35	52
	10	181	59	26	96
	11	132	42	24	66
	12	188	66	42	80
	13	169	100	44	25
	14	129	48	29	52
	15	188	64	39	85
	16	117	43	33	41
	17	243	105	48	90
	18	195	68	34	93
	19	153	59	41	53
	20	199	80	47	72
	21	162	59	37	66
	22	286	121	54	111
	23	129	50	36	43
	24	171	74	35	62
	25	216	79	53	84
	26	343	130	67	146
	27	312	113	62	137
	28	272	114	57	101
	29	253	89	40	124
	30	315	115	66	134
	31	112	42	17	53
	32	273	103	63	107

PROPOSAL NUMBER TWO  
 AN AMENDMENT  
 TO ALLOW PRISONERS TO VOLUNTARILY PERFORM WORK FOR NONPROFIT ORGANIZATIONS  
 DETAIL

LEGISLATIVE DISTRICT OR TOWN	ELECTION DISTRICT	TOTAL VOTERS	YES	NO	BLANK AND VOID
Henrietta	33	125	51	30	44
	34	85	33	19	33
	35	189	70	39	80
Henrietta		6,685	2,574	1,404	2,707
Irondequoit	1	186	68	38	80
	2	154	59	24	71
	3	214	67	39	108
	4	175	59	36	80
	5	131	56	28	47
	6	337	138	78	121
	7	319	151	60	108
	8	229	87	47	95
	9	213	64	53	96
	10	254	120	51	83
	11	102	32	24	46
	12	130	48	29	53
	13	259	114	65	80
	14	272	97	56	119
	15	297	138	63	96
	16	253	125	53	75
	17	136	48	31	57
	18	218	73	51	94
	19	185	77	31	77
	20	205	80	46	79
	21	196	87	37	72
	22	242	112	60	70
	23	166	57	38	71
	24	180	83	41	56
	25	181	63	49	69
	26	111	27	23	61
	27	144	58	25	61
	28	148	36	38	74
	29	129	47	29	53
	30	167	60	40	67
	31	199	85	48	66
	32	192	77	38	77
	33	151	57	34	60
	34	299	103	60	136
	35	95	36	19	40
	36	76	22	22	32
	37	169	54	36	79
	38	111	32	16	63



PROPOSAL NUMBER TWO  
 AN AMENDMENT  
 TO ALLOW PRISONERS TO VOLUNTARILY PERFORM WORK FOR NONPROFIT ORGANIZATIONS  
 DETAIL

<u>LEGISLATIVE DISTRICT OR TOWN</u>	<u>ELECTION DISTRICT</u>	<u>TOTAL VOTERS</u>	<u>YES</u>	<u>NO</u>	<u>BLANK AND VOID</u>
Irondequoit					
	39	80	28	13	39
	40	148	62	22	64
	41	179	60	41	78
	42	234	87	55	92
	43	113	33	34	46
	44	412	167	87	158
	45	165	63	40	62
	46	188	65	37	86
	47	76	39	15	22
	48	210	77	51	82
	49	184	56	41	87
	50	95	23	18	54
	51	266	105	60	101
	52	198	58	32	108
	53	167	42	34	91
	54	41	18	4	19
	55	170	60	45	65
	56	180	59	50	71
	57	273	81	58	134
	58	195	67	43	85
	59	161	69	31	61
	60	194	66	43	85
	61	242	79	38	125
	62	245	94	50	101
	63	146	53	26	67
	64	127	56	20	51
	65	119	40	23	56
	66	50	10	7	33
	67	174	44	43	87
	68	175	39	27	109
	69	58	9	11	38
	70	68	23	18	27
	71/72	48	15	10	23
Irondequoit		12,606	4,644	2,683	5,279
Mendon					
	1	348	139	62	147
	2	280	105	39	136
	3	351	144	51	156
	4	262	94	48	120
	5	283	122	52	109
	6	274	110	59	105
	7	300	104	61	135
	8	124	53	26	45
	9	254	117	36	101

PROPOSAL NUMBER TWO  
 AN AMENDMENT  
 TO ALLOW PRISONERS TO VOLUNTARILY PERFORM WORK FOR NONPROFIT ORGANIZATIONS  
 DETAIL

<u>LEGISLATIVE DISTRICT OR TOWN</u>	<u>ELECTION DISTRICT</u>	<u>TOTAL VOTERS</u>	<u>YES</u>	<u>NO</u>	<u>BLANK AND VOID</u>
Mendon		2,476	988	434	1,054
Ogden	1	150	65	39	46
	2	163	74	46	43
	3	190	86	39	65
	4	127	61	38	28
	5	139	62	33	44
	6	142	47	30	65
	7	84	34	25	25
	8	122	43	35	44
	9	119	52	19	48
	10	118	49	29	40
	11	134	61	27	46
	12	155	65	28	62
	13	144	51	31	62
	14	81	26	23	32
	15	183	70	52	61
	16	100	48	26	26
	17	100	43	20	37
	18	146	60	30	56
	19	177	70	52	55
	20	179	90	45	44
Ogden		2,753	1,157	667	929
Parma	1	228	82	47	99
	2	284	93	60	131
	3	214	70	43	101
	4	265	78	47	140
	5	225	70	33	122
	6	139	52	19	68
	7	265	85	41	139
	8	401	134	69	198
	9	259	106	57	96
	10	275	84	63	128
	11	231	86	54	91
	12	218	59	43	116
	13	419	129	89	201
	14	167	56	34	77
	15	282	101	80	101
Parma		3,872	1,285	779	1,808
Penfield	1	82	32	13	37
	2	235	85	32	118
	3	183	71	45	67
	4	216	88	59	69

PROPOSAL NUMBER TWO  
 AN AMENDMENT  
 TO ALLOW PRISONERS TO VOLUNTARILY PERFORM WORK FOR NONPROFIT ORGANIZATIONS  
 DETAIL

<u>LEGISLATIVE DISTRICT OR TOWN</u>	<u>ELECTION DISTRICT</u>	<u>TOTAL VOTERS</u>	<u>YES</u>	<u>NO</u>	<u>BLANK AND VOID</u>
Penfield	5	249	105	43	101
	6	170	54	36	80
	7	282	112	54	116
	8	180	54	41	85
	9	322	156	60	106
	10	182	83	20	79
	11	145	56	36	53
	12	258	118	43	97
	13	241	72	47	122
	14	269	105	56	108
	15	288	111	68	109
	16	130	55	28	47
	17	242	92	64	86
	18	187	86	29	72
	19	309	121	64	124
	20	237	94	55	88
	21	234	76	50	108
	22	186	89	43	54
	23	319	120	70	129
	24	321	131	60	130
	25	165	70	26	69
	26	140	54	27	59
	27	293	119	44	130
	28	166	60	40	66
	29	223	92	40	91
	30	311	103	58	150
	31	130	61	28	41
	32	132	49	23	60
	33	224	99	66	59
	34	183	56	35	92
	35	209	73	39	97
	36	176	57	32	87
	37	342	114	65	163
	38	133	53	33	47
	39	158	55	27	76
	40	183	66	40	77
	41	153	68	31	54
	42	138	49	29	60
Penfield		<u>8,926</u>	<u>3,464</u>	<u>1,799</u>	<u>3,663</u>
Perinton	1	263	139	43	81
	2	224	119	38	67

PROPOSAL NUMBER TWO  
 AN AMENDMENT  
 TO ALLOW PRISONERS TO VOLUNTARILY PERFORM WORK FOR NONPROFIT ORGANIZATIONS  
 DETAIL

<u>LEGISLATIVE DISTRICT OR TOWN</u>	<u>ELECTION DISTRICT</u>	<u>TOTAL VOTERS</u>	<u>YES</u>	<u>NO</u>	<u>BLANK AND VOID</u>
Perinton					
	3	232	96	58	78
	4	163	64	30	69
	5	94	43	14	37
	6	175	90	28	57
	7	200	103	29	68
	8	205	87	47	71
	9	226	106	50	70
	10	183	87	37	59
	11	95	43	24	28
	12	166	76	27	63
	13	182	71	41	70
	14	200	87	30	83
	15	143	58	26	59
	16	133	55	30	48
	17	202	101	30	71
	18	197	83	39	75
	19	174	71	46	57
	20	207	105	35	67
	21	208	73	51	84
	22	134	61	27	46
	23	208	100	38	70
	24	324	120	77	127
	25	141	72	23	46
	26	250	125	71	54
	27	173	78	33	62
	28	171	75	42	54
	29	111	57	26	28
	30	149	82	43	24
	31	223	90	44	89
	32	159	54	35	70
	33	214	118	42	54
	34	209	77	52	80
	35	151	67	28	56
	36	90	41	20	29
	37	167	70	45	52
	38	214	78	38	98
	39	203	76	46	81
	40	151	69	38	44
	41	116	54	21	41
	42	137	52	30	55
	43	287	123	66	98
	44	181	73	42	66
	45	360	152	53	155
	46	91	40	14	37

PROPOSAL NUMBER TWO  
 AN AMENDMENT  
 TO ALLOW PRISONERS TO VOLUNTARILY PERFORM WORK FOR NONPROFIT ORGANIZATIONS  
 DETAIL

<u>LEGISLATIVE DISTRICT OR TOWN</u>	<u>ELECTION DISTRICT</u>	<u>TOTAL VOTERS</u>	<u>YES</u>	<u>NO</u>	<u>BLANK AND VOID</u>
Perinton					
	47	146	57	34	55
	48	119	59	24	36
	49	160	75	33	52
	50	68	20	9	39
	51	202	75	41	86
	52	151	54	32	65
	53	165	77	24	64
	54	251	104	55	92
	55	224	99	42	83
	56	184	77	32	75
Perinton		<u>10,156</u>	<u>4,458</u>	<u>2,073</u>	<u>3,625</u>
Pittsford					
	1	179	84	21	74
	2	188	76	35	77
	3	326	138	39	149
	4	172	71	33	68
	5	167	87	37	43
	6	186	78	25	83
	7	81	38	15	28
	8	227	141	41	45
	9	259	127	39	93
	10	135	55	31	49
	11	175	89	42	44
	12	135	78	21	36
	13	149	67	31	51
	14	235	129	40	66
	15	83	53	26	4
	16	138	75	23	40
	17	213	82	45	86
	18	165	68	34	63
	19	137	58	32	47
	20	196	92	28	76
	21	206	134	42	30
	22	268	114	42	112
	23	188	91	31	66
	24	251	96	52	103
	25	216	93	39	84
	26	200	96	41	63
	27	143	62	28	53
	28	149	79	32	38
	29	181	87	42	52
	30	152	42	36	74
	31	197	99	56	42
	32	229	153	56	20

PROPOSAL NUMBER TWO  
 AN AMENDMENT  
 TO ALLOW PRISONERS TO VOLUNTARILY PERFORM WORK FOR NONPROFIT ORGANIZATIONS  
 DETAIL

LEGISLATIVE DISTRICT OR TOWN	ELECTION DISTRICT	TOTAL VOTERS	YES	NO	BLANK AND VOID
Pittsford					
	33	216	79	39	98
	34	127	56	30	41
Pittsford		6,269	2,967	1,204	2,098
Riga					
	1	349	133	54	162
	2	309	133	52	124
	3	209	70	43	96
	4	279	110	55	114
	5	249	100	47	102
	6	242	89	48	105
Riga		1,637	635	299	703
Rush					
	1	276	107	58	111
	2	201	94	35	72
	3	291	135	54	102
	4	259	118	44	97
Rush		1,027	454	191	382
Sweden					
	1	210	81	39	90
	2	118	46	18	54
	3	247	77	50	120
	4	238	109	45	84
	5	77	35	11	31
	6	226	88	32	106
	7	259	105	42	112
	8	166	65	40	61
	9	135	63	21	51
	10	276	98	69	109
	11	68	21	15	32
	12	180	66	30	84
Sweden		2,200	854	412	934
Webster					
	1	231	103	47	81
	2	197	65	54	78
	3	221	89	46	86
	4	94	32	23	39
	5	204	103	42	59
	6	190	77	39	74
	7	229	80	53	96
	8	201	84	45	72
	9	281	113	72	96
	10	255	110	46	99
	11	156	72	38	46
	12	278	120	66	92

PROPOSAL NUMBER TWO  
AN AMENDMENT  
TO ALLOW PRISONERS TO VOLUNTARILY PERFORM WORK FOR NONPROFIT ORGANIZATIONS  
DETAIL

<u>LEGISLATIVE DISTRICT OR TOWN</u>	<u>ELECTION DISTRICT</u>	<u>TOTAL VOTERS</u>	<u>YES</u>	<u>NO</u>	<u>BLANK AND VOID</u>
Webster					
	13	200	94	37	69
	14	204	72	53	79
	15	158	70	35	53
	16	156	78	34	44
	17	165	68	43	54
	18	151	65	23	63
	19	288	130	50	108
	20	250	114	68	68
	21	220	88	51	81
	22	219	75	57	87
	23	174	70	39	65
	24	414	144	108	162
	25	117	47	23	47
	26	152	49	41	62
	27	152	51	41	60
	28	163	51	38	74
	29	156	71	24	61
	30	96	21	31	44
	31	246	77	57	112
	32	202	92	63	47
	33	222	104	41	77
	34	114	43	32	39
	35	149	70	23	56
	36	173	78	48	47
	37	304	115	48	141
	38	224	96	52	76
	39	228	100	46	82
	40	316	117	76	123
	41	232	92	43	97
	42	175	84	32	59
	43	144	50	33	61
Webster		8,701	3,524	1,961	3,216
Wheatland					
	1	206	131	62	13
	2	275	157	83	35
	3	209	133	51	25
	4	163	102	49	12
	5	239	134	85	20
Wheatland		1,092	657	330	105
TOWNS		114,160	43,970	23,669	46,521
GRAND TOTAL:		133,427	50,053	26,191	57,183

VOTER TURNOUT  
2009 GENERAL ELECTION  
SUMMARY

LEGISLATIVE DISTRICT OR TOWN	VOTERS ELIGIBLE	VOTED	PERCENT TURNOUT
Leg. Dist. 06	2,993	827	27.6
Leg. Dist. 07	1,590	571	35.9
Leg. Dist. 21	13,208	2,563	19.4
Leg. Dist. 22	9,510	1,021	10.7
Leg. Dist. 23	12,047	3,345	27.8
Leg. Dist. 24	7,075	2,016	28.5
Leg. Dist. 25	10,222	1,840	18.0
Leg. Dist. 26	7,024	1,277	18.2
Leg. Dist. 27	13,741	2,605	19.0
Leg. Dist. 28	9,642	1,380	14.3
Leg. Dist. 29	11,502	1,822	15.8
CITY	98,554	19,267	19.5
Brighton	21,653	6,923	32.0
Chili	18,692	6,080	32.5
Clarkson	3,818	1,476	38.7
East Rochester	3,767	1,383	36.7
Gates	17,857	6,157	34.5
Greece	61,425	21,888	35.6
Hamlin	5,231	1,853	35.4
Henrietta	21,321	6,685	31.4
Irondequoit	34,575	12,606	36.5
Mendon	6,309	2,476	39.2
Ogden	12,332	2,753	22.3
Parma	10,146	3,872	38.2
Penfield	24,614	8,926	36.3
Perinton	32,613	10,156	31.1
Pittsford	19,324	6,269	32.4
Riga	3,808	1,637	43.0
Rush	2,534	1,027	40.5
Sweden	6,357	2,200	34.6
Webster	27,954	8,701	31.1
Wheatland	3,206	1,092	34.1
TOWNS	337,536	114,160	33.8
GRAND TOTAL:	436,090	133,427	30.6



VOTER TURNOUT  
2009 GENERAL ELECTION  
DETAIL

<u>LEGISLATIVE DISTRICT OR TOWN</u>	<u>ELECTION DISTRICT</u>	<u>VOTERS ELIGIBLE</u>	<u>VOTED</u>	<u>PERCENT TURNOUT</u>
Leg. Dist. 06	1	702	206	29.3
	2	374	76	20.3
	3	457	126	27.6
	4	521	145	27.8
	5	450	143	31.8
	6	489	131	26.8
Leg. Dist. 06		2,993	827	27.6
Leg. Dist. 07	1	668	244	36.5
	2	487	178	36.6
	3	435	149	34.3
Leg. Dist. 07		1,590	571	35.9
Leg. Dist. 21	1	556	134	24.1
	2	387	118	30.5
	3	339	54	15.9
	4	362	57	15.7
	5/16	636	112	17.6
	6	466	121	26.0
	7	683	166	24.3
	8/28	238	44	18.5
	9	456	99	21.7
	10	545	186	34.1
	11	379	44	11.6
	12	562	130	23.1
	13	269	55	20.4
	14	688	189	27.5
	15	609	110	18.1
	17	620	73	11.8
	18	590	80	13.6
	19	224	25	11.2
	20	252	63	25.0
	21	555	89	16.0
	22	696	66	9.5
	23/32	488	67	13.7
	24	478	143	29.9
	25	573	88	15.4
	26	514	66	12.8
	27	378	53	14.0
	29/30	261	38	14.6
	31/34	204	48	23.5
	33	200	45	22.5
Leg. Dist. 21		13,208	2,563	19.4
Leg. Dist. 22	1	694	78	11.2
	2	270	20	7.4

VOTER TURNOUT  
2009 GENERAL ELECTION  
DETAIL

<u>LEGISLATIVE DISTRICT OR TOWN</u>	<u>ELECTION DISTRICT</u>	<u>VOTERS ELIGIBLE</u>	<u>VOTED</u>	<u>PERCENT TURNOUT</u>
Leg. Dist. 22	3	510	63	12.4
	4	294	17	5.8
	5	536	47	8.8
	6	367	55	15.0
	7	311	28	9.0
	8	439	58	13.2
	9	421	33	7.8
	10	373	44	11.8
	11	393	59	15.0
	12	358	43	12.0
	13	233	20	8.6
	14	475	70	14.7
	15	558	66	11.8
	16	291	13	4.5
	17	256	26	10.2
	18	261	33	12.6
	19	391	29	7.4
	20	489	63	12.9
	21	312	34	10.9
	22	611	57	9.3
	23	371	34	9.2
	24	296	31	10.5
Leg. Dist. 22		9,510	1,021	10.7
Leg. Dist. 23	1	223	73	32.7
	2	691	116	16.8
	3	363	66	18.2
	4	622	158	25.4
	5	553	72	13.0
	6	300	58	19.3
	7	514	95	18.5
	8	447	91	20.4
	9	296	91	30.7
	10	404	101	25.0
	11	420	135	32.1
	12	473	190	40.2
	13	367	87	23.7
	14	428	82	19.2
	15	356	59	16.6
	16	484	71	14.7
	17	573	174	30.4
	18	524	186	35.5
	19	477	147	30.8
	20	460	155	33.7
	21	406	166	40.9
	22	326	116	35.6

VOTER TURNOUT  
2009 GENERAL ELECTION  
DETAIL

<u>LEGISLATIVE DISTRICT OR TOWN</u>	<u>ELECTION DISTRICT</u>	<u>VOTERS ELIGIBLE</u>	<u>VOTED</u>	<u>PERCENT TURNOUT</u>
Leg. Dist. 23	23	290	57	19.7
	24	492	159	32.3
	25	575	253	44.0
	26	651	267	41.0
	27	332	120	36.1
Leg. Dist. 23		<u>12,047</u>	<u>3,345</u>	<u>27.8</u>
Leg. Dist. 24	1	491	187	38.1
	2	360	147	40.8
	3	465	180	38.7
	4	523	116	22.2
	5	531	136	25.6
	6	372	93	25.0
	7	277	90	32.5
	8	441	122	27.7
	9	329	87	26.4
	10	525	141	26.9
	11	314	42	13.4
	12	160	47	29.4
	13	471	127	27.0
	14	601	144	24.0
	15	573	187	32.6
	16	457	96	21.0
	17	185	74	40.0
Leg. Dist. 24		<u>7,075</u>	<u>2,016</u>	<u>28.5</u>
Leg. Dist. 25	1	541	124	22.9
	2	504	84	16.7
	3	646	172	26.6
	4/12	711	136	19.1
	5	429	50	11.7
	6	512	118	23.0
	7	623	68	10.9
	8	678	104	15.3
	9	424	60	14.2
	10	471	100	21.2
	11	511	58	11.4
	13	600	82	13.7
	14/24	617	141	22.9
	15	438	59	13.5
	16	102	9	8.8
	17	338	43	12.7
	18	548	156	28.5
	19/21	298	54	18.1
	20/25	679	150	22.1
	22	338	67	19.8

VOTER TURNOUT  
2009 GENERAL ELECTION  
DETAIL

<u>LEGISLATIVE DISTRICT OR TOWN</u>	<u>ELECTION DISTRICT</u>	<u>VOTERS ELIGIBLE</u>	<u>VOTED</u>	<u>PERCENT TURNOUT</u>
Leg. Dist. 25	23	214	5	2.3
Leg. Dist. 25		10,222	1,840	18.0
Leg. Dist. 26	1/13	587	71	12.1
	2	256	43	16.8
	3	384	89	23.2
	4	392	133	33.9
	5	426	83	19.5
	7	510	76	14.9
	8	546	89	16.3
	9	532	104	19.5
	10	557	80	14.4
	11	483	101	20.9
	12	596	158	26.5
	14	534	66	12.4
	15	520	98	18.8
	16	697	84	12.1
	17	4	2	50.0
Leg. Dist. 26		7,024	1,277	18.2
Leg. Dist. 27	1	597	117	19.6
	2	572	120	21.0
	3/24	481	113	23.5
	4	603	151	25.0
	5	598	131	21.9
	6	680	113	16.6
	7	577	135	23.4
	8	720	95	13.2
	9	592	158	26.7
	10	525	138	26.3
	11	628	101	16.1
	12	522	94	18.0
	13	638	97	15.2
	14	448	99	22.1
	15	518	86	16.6
	16	596	130	21.8
	17	334	49	14.7
	18	545	91	16.7
	19	584	105	18.0
	20	423	63	14.9
	21	322	60	18.6
	22	743	140	18.8
	23	369	57	15.4
	27	520	89	17.1
	28	606	73	12.0
Leg. Dist. 27		13,741	2,605	19.0

VOTER TURNOUT  
2009 GENERAL ELECTION  
DETAIL

<u>LEGISLATIVE DISTRICT OR TOWN</u>	<u>ELECTION DISTRICT</u>	<u>VOTERS ELIGIBLE</u>	<u>VOTED</u>	<u>PERCENT TURNOUT</u>
Leg. Dist. 28	1	401	65	16.2
	2	537	73	13.6
	3	388	39	10.1
	4	608	104	17.1
	5	304	59	19.4
	6	421	75	17.8
	7	665	105	15.8
	8	529	99	18.7
	9	352	43	12.2
	10	328	41	12.5
	11/25	634	90	14.2
	12	346	37	10.7
	13	542	60	11.1
	14	686	51	7.4
	15	364	28	7.7
	16	377	72	19.1
	17	233	29	12.4
	18/19	670	83	12.4
	21	303	92	30.4
	22	339	31	9.1
	23/24	615	104	16.9
Leg. Dist. 28		9,642	1,380	14.3
Leg. Dist. 29	1/2	354	32	9.0
	3	414	73	17.6
	4	552	86	15.6
	5/7	657	86	13.1
	6	428	70	16.4
	8	538	101	18.8
	9	455	77	16.9
	10	640	86	13.4
	11	390	71	18.2
	12/17	545	66	12.1
	13	586	79	13.5
	14	471	78	16.6
	15	542	69	12.7
	16	278	23	8.3
	18	379	106	28.0
	19	547	64	11.7
	20	783	78	10.0
	21	587	104	17.7
	22	214	79	36.9
	23	345	99	28.7
	24	653	85	13.0
	25	398	151	37.9
	26	513	46	9.0

VOTER TURNOUT  
2009 GENERAL ELECTION  
DETAIL

<u>LEGISLATIVE DISTRICT OR TOWN</u>	<u>ELECTION DISTRICT</u>	<u>VOTERS ELIGIBLE</u>	<u>VOTED</u>	<u>PERCENT TURNOUT</u>
Leg. Dist. 29	27	233	13	5.6
Leg. Dist. 29		11,502	1,822	15.8
CITY		98,554	19,267	19.5
Brighton	1	618	167	27.0
	2	416	131	31.5
	3	438	179	40.9
	4	469	170	36.2
	5	494	145	29.4
	6	673	227	33.7
	7	466	129	27.7
	8	520	157	30.2
	9	451	199	44.1
	10	535	161	30.1
	11	565	214	37.9
	12	618	192	31.1
	13	379	138	36.4
	14	386	65	16.8
	15	429	145	33.8
	16	370	125	33.8
	17	285	90	31.6
	18	467	181	38.8
	19	314	125	39.8
	20	403	85	21.1
	21	451	132	29.3
	22	520	153	29.4
	23	423	141	33.3
	24	540	247	45.7
	25	393	121	30.8
	26	431	126	29.2
	27	394	138	35.0
	28	617	185	30.0
	29	387	144	37.2
	30	879	341	38.8
	31	429	147	34.3
	32	545	205	37.6
	33	538	195	36.2
	34	477	174	36.5
	35	468	122	26.1
	36	345	70	20.3
	37	582	128	22.0
	38	551	163	29.6
	39	425	130	30.6
	40	800	248	31.0
	41	589	149	25.3

VOTER TURNOUT  
2009 GENERAL ELECTION  
DETAIL

<u>LEGISLATIVE DISTRICT OR TOWN</u>	<u>ELECTION DISTRICT</u>	<u>VOTERS ELIGIBLE</u>	<u>VOTED</u>	<u>PERCENT TURNOUT</u>
Brighton	42	152	60	39.5
	43	535	158	29.5
	44	268	48	17.9
	45	366	83	22.7
	46	252	90	35.7
Brighton		21,653	6,923	32.0
Chili	1	449	180	40.1
	2	635	248	39.1
	3	675	182	27.0
	4	485	128	26.4
	5	535	188	35.1
	6	546	202	37.0
	7	313	98	31.3
	8	531	180	33.9
	9	576	201	34.9
	10	371	111	29.9
	11	512	176	34.4
	12	562	162	28.8
	13	784	259	33.0
	14	587	215	36.6
	15	497	184	37.0
	16	696	267	38.4
	17	1,143	482	42.2
	18	608	177	29.1
	19	506	208	41.1
	20	798	231	28.9
	21	404	177	43.8
	22	617	129	20.9
	23	450	153	34.0
	24	1,333	318	23.9
	25	499	107	21.4
	26	753	222	29.5
	27	545	189	34.7
	28	478	128	26.8
	29	381	140	36.7
	30	415	92	22.2
	31	26	7	26.9
	32	463	147	31.7
	33	519	192	37.0
Chili		18,692	6,080	32.5
Clarkson	1	731	259	35.4
	2	576	207	35.9
	3	595	271	45.5
	4	858	333	38.8

VOTER TURNOUT  
2009 GENERAL ELECTION  
DETAIL

<u>LEGISLATIVE DISTRICT OR TOWN</u>	<u>ELECTION DISTRICT</u>	<u>VOTERS ELIGIBLE</u>	<u>VOTED</u>	<u>PERCENT TURNOUT</u>
Clarkson	5	619	223	36.0
	6	439	183	41.7
Clarkson		<u>3,818</u>	<u>1,476</u>	<u>38.7</u>
East Rochester	1	729	232	31.8
	2	525	203	38.7
	3	496	230	46.4
	4	519	181	34.9
	5	465	147	31.6
	6	490	192	39.2
	7	543	198	36.5
East Rochester Gates		<u>3,767</u>	<u>1,383</u>	<u>36.7</u>
	1	388	141	36.3
	2	501	194	38.7
	3	533	125	23.5
	4	526	207	39.4
	5	518	284	54.8
	6	573	197	34.4
	7	958	334	34.9
	8	414	156	37.7
	9	601	223	37.1
	10	308	135	43.8
	11	401	166	41.4
	12	389	119	30.6
	13	619	152	24.6
	14	442	155	35.1
	15	863	284	32.9
	16	452	139	30.8
	17	563	150	26.6
	18	633	206	32.5
	19	462	192	41.6
	20	496	201	40.5
	21	498	202	40.6
	22	428	177	41.4
	23	474	184	38.8
	24	645	150	23.3
	25	430	157	36.5
	26	613	195	31.8
	27	696	202	29.0
	28	418	147	35.2
	29	532	140	26.3
	30	328	102	31.1
	31	425	168	39.5
	32	525	223	42.5



VOTER TURNOUT  
2009 GENERAL ELECTION  
DETAIL

<u>LEGISLATIVE DISTRICT OR TOWN</u>	<u>ELECTION DISTRICT</u>	<u>VOTERS ELIGIBLE</u>	<u>VOTED</u>	<u>PERCENT TURNOUT</u>
Gates	33	311	71	22.8
	34	508	144	28.3
	35	386	135	35.0
Gates		17,857	6,157	34.5
Greece	1	457	203	44.4
	2	544	221	40.6
	3	490	197	40.2
	4	433	178	41.1
	5	429	145	33.8
	6	441	145	32.9
	7	583	172	29.5
	8	583	166	28.5
	9	542	146	26.9
	10	527	160	30.4
	11	309	66	21.4
	12	369	103	27.9
	13	461	173	37.5
	14	429	136	31.7
	15	443	172	38.8
	16	358	158	44.1
	17	655	233	35.6
	18	598	225	37.6
	19	509	163	32.0
	20	561	152	27.1
	21	471	150	31.8
	22	431	130	30.2
	23	797	348	43.7
	24	681	283	41.6
	25	575	194	33.7
	26	465	175	37.6
	27	806	205	25.4
	28	675	231	34.2
	29	550	214	38.9
	30	397	128	32.2
	31	440	181	41.1
	32	629	157	25.0
	33	674	199	29.5
	34	543	234	43.1
	35	511	240	47.0
	36	624	234	37.5
	37	371	157	42.3
	38	634	282	44.5
	39	337	142	42.1
	40	485	150	30.9
	41	568	218	38.4

VOTER TURNOUT  
2009 GENERAL ELECTION  
DETAIL

<u>LEGISLATIVE DISTRICT OR TOWN</u>	<u>ELECTION DISTRICT</u>	<u>VOTERS ELIGIBLE</u>	<u>VOTED</u>	<u>PERCENT TURNOUT</u>
Greece				
	42	540	161	29.8
	43	510	159	31.2
	44	732	308	42.1
	45	782	269	34.4
	46	413	116	28.1
	47	516	205	39.7
	48	418	143	34.2
	49	380	159	41.8
	50	540	197	36.5
	51	346	134	38.7
	52	706	234	33.1
	53	675	135	20.0
	54	625	242	38.7
	55	416	180	43.3
	56	642	272	42.4
	57	545	187	34.3
	58	682	270	39.6
	59	604	91	15.1
	60	488	160	32.8
	61	577	205	35.5
	62	720	206	28.6
	63	649	226	34.8
	64	474	148	31.2
	65	473	194	41.0
	66	346	108	31.2
	67	455	173	38.0
	68	593	273	46.0
	69	351	162	46.2
	70	1,050	415	39.5
	71	617	256	41.5
	72	617	247	40.0
	73	400	115	28.8
	74	603	152	25.2
	75	480	149	31.0
	76	407	178	43.7
	77	599	225	37.6
	78	413	149	36.1
	79	825	303	36.7
	80	689	273	39.6
	81	364	140	38.5
	82	590	112	19.0
	83	413	126	30.5
	84	664	240	36.1
	85	719	239	33.2
	86	695	290	41.7
	87	527	213	40.4

VOTER TURNOUT  
2009 GENERAL ELECTION  
DETAIL

<u>LEGISLATIVE DISTRICT OR TOWN</u>	<u>ELECTION DISTRICT</u>	<u>VOTERS ELIGIBLE</u>	<u>VOTED</u>	<u>PERCENT TURNOUT</u>
Greece	88	536	206	38.4
	89	465	203	43.7
	90	684	249	36.4
	91	949	396	41.7
	92	832	266	32.0
	93	846	278	32.9
	94	584	185	31.7
	95	496	111	22.4
	96	715	234	32.7
	97	866	442	51.0
	98	776	268	34.5
	99	620	256	41.3
	100	801	287	35.8
	101	412	151	36.7
	102	879	294	33.4
	103	641	258	40.2
	104	630	270	42.9
	105	415	162	39.0
	106	532	160	30.1
	107	406	135	33.3
	108	327	129	39.4
	109	758	243	32.1
Greece		61,425	21,888	35.6
Hamlin	1	537	154	28.7
	2	600	257	42.8
	3/11	550	174	31.6
	4	416	166	39.9
	5	532	164	30.8
	6	411	126	30.7
	7	685	271	39.6
	8	443	155	35.0
	9	400	143	35.8
	10	657	243	37.0
Hamlin		5,231	1,853	35.4
Henrietta	1	695	258	37.1
	2	543	166	30.6
	3	557	66	11.8
	4	558	154	27.6
	5	567	173	30.5
	6	549	184	33.5
	7	455	197	43.3
	8	562	210	37.4
	9	529	140	26.5
	10	580	181	31.2

VOTER TURNOUT  
2009 GENERAL ELECTION  
DETAIL

<u>LEGISLATIVE DISTRICT OR TOWN</u>	<u>ELECTION DISTRICT</u>	<u>VOTERS ELIGIBLE</u>	<u>VOTED</u>	<u>PERCENT TURNOUT</u>	
Henrietta	11	572	132	23.1	
	12	489	188	38.4	
	13	633	169	26.7	
	14	498	129	25.9	
	15	594	188	31.6	
	16	436	117	26.8	
	17	585	243	41.5	
	18	648	195	30.1	
	19	537	153	28.5	
	20	717	199	27.8	
	21	399	162	40.6	
	22	710	286	40.3	
	23	543	129	23.8	
	24	601	171	28.5	
	25	475	216	45.5	
	26	964	343	35.6	
	27	808	312	38.6	
	28	625	272	43.5	
	29	1,185	253	21.4	
	30	1,098	315	28.7	
	31	390	112	28.7	
	32	656	273	41.6	
	33	454	125	27.5	
	34	411	85	20.7	
	35	698	189	27.1	
	Henrietta		21,321	6,685	31.4
	Irondequoit	1	636	186	29.2
		2	428	154	36.0
		3	689	214	31.1
		4	484	175	36.2
		5	491	131	26.7
		6	719	337	46.9
		7	639	319	49.9
		8	491	229	46.6
		9	559	213	38.1
10		482	254	52.7	
11		311	102	32.8	
12		455	130	28.6	
13		701	259	36.9	
14		665	272	40.9	
15		606	297	49.0	
16		610	253	41.5	
17		370	136	36.8	
18		544	218	40.1	
19		645	185	28.7	

VOTER TURNOUT  
2009 GENERAL ELECTION  
DETAIL

<u>LEGISLATIVE DISTRICT OR TOWN</u>	<u>ELECTION DISTRICT</u>	<u>VOTERS ELIGIBLE</u>	<u>VOTED</u>	<u>PERCENT TURNOUT</u>
Irondequoit	20	420	205	48.8
	21	536	196	36.6
	22	556	242	43.5
	23	492	166	33.7
	24	436	180	41.3
	25	551	181	32.8
	26	472	111	23.5
	27	309	144	46.6
	28	469	148	31.6
	29	445	129	29.0
	30	470	167	35.5
	31	467	199	42.6
	32	558	192	34.4
	33	384	151	39.3
	34	770	299	38.8
	35	359	95	26.5
	36	474	76	16.0
	37	475	169	35.6
	38	376	111	29.5
	39	307	80	26.1
	40	317	148	46.7
	41	545	179	32.8
	42	488	234	48.0
	43	431	113	26.2
	44	855	412	48.2
	45	430	165	38.4
	46	563	188	33.4
	47	196	76	38.8
	48	461	210	45.6
	49	463	184	39.7
	50	485	95	19.6
	51	566	266	47.0
	52	625	198	31.7
	53	485	167	34.4
	54	201	41	20.4
	55	570	170	29.8
	56	433	180	41.6
	57	714	273	38.2
	58	626	195	31.2
	59	472	161	34.1
	60	542	194	35.8
	61	606	242	39.9
	62	514	245	47.7
	63	414	146	35.3
	64	259	127	49.0
	65	397	119	30.0

VOTER TURNOUT  
2009 GENERAL ELECTION  
DETAIL

<u>LEGISLATIVE DISTRICT OR TOWN</u>	<u>ELECTION DISTRICT</u>	<u>VOTERS ELIGIBLE</u>	<u>VOTED</u>	<u>PERCENT TURNOUT</u>
Irondequoit	66	395	50	12.7
	67	440	174	39.5
	68	519	175	33.7
	69	295	58	19.7
	70	161	68	42.2
	71/72	256	48	18.8
Irondequoit		34,575	12,606	36.5
Mendon	1	879	348	39.6
	2	700	280	40.0
	3	809	351	43.4
	4	649	262	40.4
	5	747	283	37.9
	6	731	274	37.5
	7	816	300	36.8
	8	337	124	36.8
	9	641	254	39.6
Mendon		6,309	2,476	39.2
Ogden	1	571	150	26.3
	2	578	163	28.2
	3	772	190	24.6
	4	552	127	23.0
	5	541	139	25.7
	6	759	142	18.7
	7	362	84	23.2
	8	665	122	18.3
	9	566	119	21.0
	10	575	118	20.5
	11	526	134	25.5
	12	771	155	20.1
	13	591	144	24.4
	14	574	81	14.1
	15	794	183	23.0
	16	409	100	24.4
	17	552	100	18.1
	18	775	146	18.8
	19	712	177	24.9
	20	687	179	26.1
Ogden		12,332	2,753	22.3
Parma	1	677	228	33.7
	2	821	284	34.6
	3	590	214	36.3
	4	701	265	37.8

VOTER TURNOUT  
2009 GENERAL ELECTION  
DETAIL

<u>LEGISLATIVE DISTRICT OR TOWN</u>	<u>ELECTION DISTRICT</u>	<u>VOTERS ELIGIBLE</u>	<u>VOTED</u>	<u>PERCENT TURNOUT</u>
Parma	5	444	225	50.7
	6	305	139	45.6
	7	624	265	42.5
	8	787	401	51.0
	9	686	259	37.8
	10	676	275	40.7
	11	669	231	34.5
	12	788	218	27.7
	13	1,020	419	41.1
	14	659	167	25.3
	15	699	282	40.3
Parma		10,146	3,872	38.2
Penfield	1	281	82	29.2
	2	603	235	39.0
	3	422	183	43.4
	4	665	216	32.5
	5	571	249	43.6
	6	529	170	32.1
	7	514	282	54.9
	8	587	180	30.7
	9	664	322	48.5
	10	458	182	39.7
	11	383	145	37.9
	12	573	258	45.0
	13	755	241	31.9
	14	765	269	35.2
	15	791	288	36.4
	16	270	130	48.1
	17	606	242	39.9
	18	392	187	47.7
	19	804	309	38.4
	20	701	237	33.8
	21	695	234	33.7
	22	548	186	33.9
	23	790	319	40.4
	24	761	321	42.2
	25	515	165	32.0
	26	465	140	30.1
	27	631	293	46.4
	28	585	166	28.4
	29	807	223	27.6
	30	837	311	37.2
	31	422	130	30.8
	32	404	132	32.7

VOTER TURNOUT  
2009 GENERAL ELECTION  
DETAIL

<u>LEGISLATIVE DISTRICT OR TOWN</u>	<u>ELECTION DISTRICT</u>	<u>VOTERS ELIGIBLE</u>	<u>VOTED</u>	<u>PERCENT TURNOUT</u>
Penfield	33	545	224	41.1
	34	627	183	29.2
	35	716	209	29.2
	36	563	176	31.3
	37	895	342	38.2
	38	421	133	31.6
	39	468	158	33.8
	40	611	183	30.0
	41	502	153	30.5
	42	472	138	29.2
Penfield		24,614	8,926	36.3
Perinton	1	825	263	31.9
	2	704	224	31.8
	3	476	232	48.7
	4	505	163	32.3
	5	347	94	27.1
	6	487	175	35.9
	7	620	200	32.3
	8	586	205	35.0
	9	761	226	29.7
	10	660	183	27.7
	11	429	95	22.1
	12	518	166	32.0
	13	496	182	36.7
	14	552	200	36.2
	15	631	143	22.7
	16	455	133	29.2
	17	573	202	35.3
	18	534	197	36.9
	19	535	174	32.5
	20	520	207	39.8
	21	656	208	31.7
	22	411	134	32.6
	23	629	208	33.1
	24	955	324	33.9
	25	441	141	32.0
	26	615	250	40.7
	27	449	173	38.5
	28	463	171	36.9
	29	346	111	32.1
	30	580	149	25.7
	31	708	223	31.5
	32	534	159	29.8
	33	586	214	36.5
	34	679	209	30.8



VOTER TURNOUT  
2009 GENERAL ELECTION  
DETAIL

<u>LEGISLATIVE DISTRICT OR TOWN</u>	<u>ELECTION DISTRICT</u>	<u>VOTERS ELIGIBLE</u>	<u>VOTED</u>	<u>PERCENT TURNOUT</u>
Perinton	35	517	151	29.2
	36	411	90	21.9
	37	572	167	29.2
	38	749	214	28.6
	39	719	203	28.2
	40	421	151	35.9
	41	375	116	30.9
	42	654	137	20.9
	43	962	287	29.8
	44	510	181	35.5
	45	1,061	360	33.9
	46	353	91	25.8
	47	665	146	22.0
	48	484	119	24.6
	49	527	160	30.4
	50	317	68	21.5
	51	673	202	30.0
	52	647	151	23.3
	53	466	165	35.4
	54	962	251	26.1
	55	505	224	44.4
	56	797	184	23.1
Perinton		32,613	10,156	31.1
Pittsford	1	480	179	37.3
	2	476	188	39.5
	3	770	326	42.3
	4	674	172	25.5
	5	438	167	38.1
	6	435	186	42.8
	7	267	81	30.3
	8	550	227	41.3
	9	608	259	42.6
	10	713	135	18.9
	11	477	175	36.7
	12	523	135	25.8
	13	392	149	38.0
	14	679	235	34.6
	15	542	83	15.3
	16	465	138	29.7
	17	727	213	29.3
	18	571	165	28.9
	19	345	137	39.7
	20	568	196	34.5
	21	605	206	34.0
	22	653	268	41.0

VOTER TURNOUT  
2009 GENERAL ELECTION  
DETAIL

<u>LEGISLATIVE DISTRICT OR TOWN</u>	<u>ELECTION DISTRICT</u>	<u>VOTERS ELIGIBLE</u>	<u>VOTED</u>	<u>PERCENT TURNOUT</u>
Pittsford	23	530	188	35.5
	24	670	251	37.5
	25	717	216	30.1
	26	550	200	36.4
	27	509	143	28.1
	28	504	149	29.6
	29	549	181	33.0
	30	494	152	30.8
	31	711	197	27.7
	32	575	229	39.8
	33	824	216	26.2
	34	733	127	17.3
Pittsford		19,324	6,269	32.4
Riga	1	873	349	40.0
	2	659	309	46.9
	3	478	209	43.7
	4	631	279	44.2
	5	585	249	42.6
	6	582	242	41.6
Riga		3,808	1,637	43.0
Rush	1	692	276	39.9
	2	497	201	40.4
	3	658	291	44.2
	4	687	259	37.7
Rush		2,534	1,027	40.5
Sweden	1	601	210	34.9
	2	489	118	24.1
	3	711	247	34.7
	4	768	238	31.0
	5	173	77	44.5
	6	553	226	40.9
	7	601	259	43.1
	8	482	166	34.4
	9	464	135	29.1
	10	762	276	36.2
	11	247	68	27.5
	12	506	180	35.6
Sweden		6,357	2,200	34.6
Webster	1	563	231	41.0
	2	833	197	23.6
	3	589	221	37.5

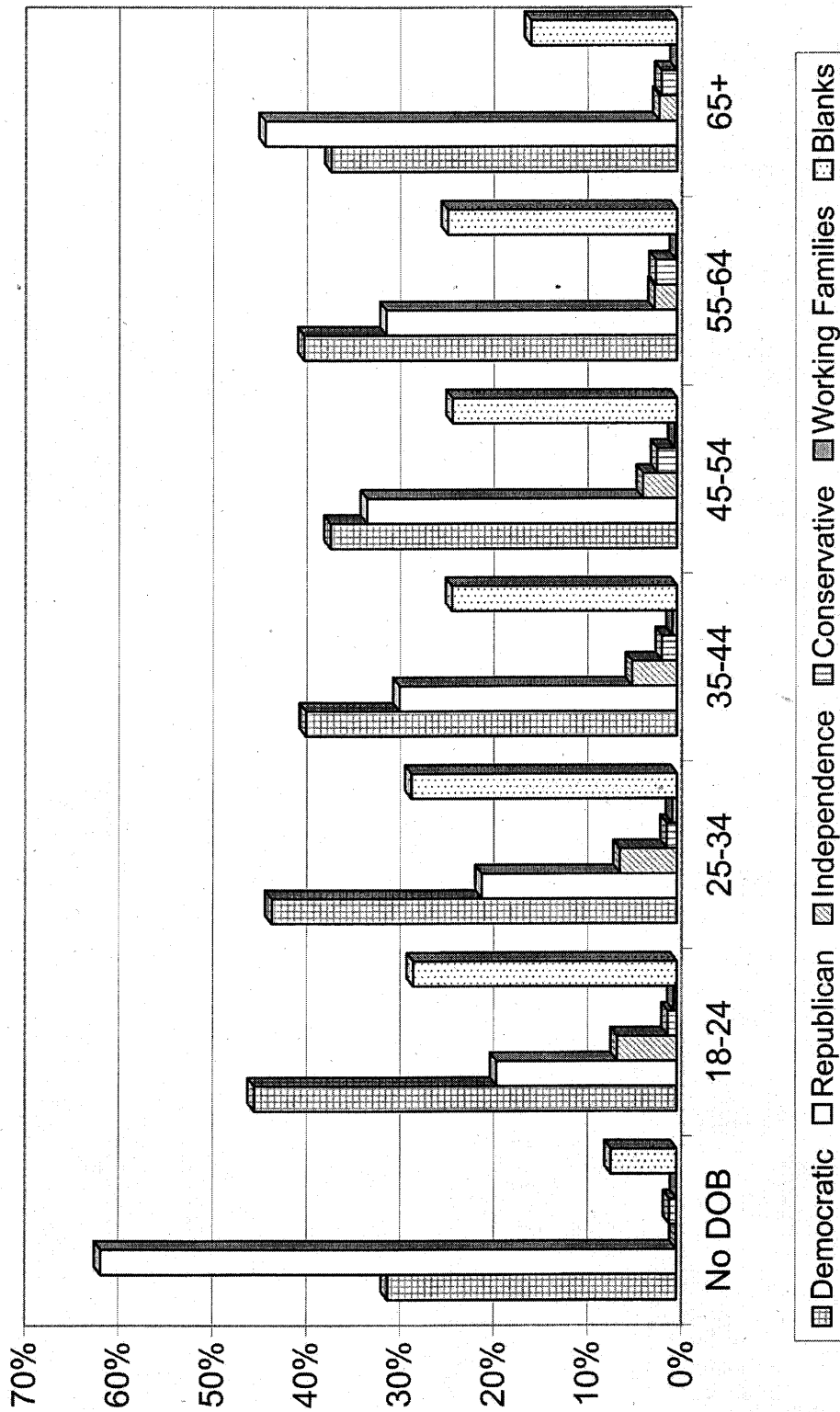
VOTER TURNOUT  
2009 GENERAL ELECTION  
DETAIL

<u>LEGISLATIVE DISTRICT OR TOWN</u>	<u>ELECTION DISTRICT</u>	<u>VOTERS ELIGIBLE</u>	<u>VOTED</u>	<u>PERCENT TURNOUT</u>	
Webster	4	343	94	27.4	
	5	640	204	31.9	
	6	597	190	31.8	
	7	689	229	33.2	
	8	542	201	37.1	
	9	782	281	35.9	
	10	928	255	27.5	
	11	626	156	24.9	
	12	728	278	38.2	
	13	553	200	36.2	
	14	528	204	38.6	
	15	456	158	34.6	
	16	780	156	20.0	
	17	554	165	29.8	
	18	460	151	32.8	
	19	908	288	31.7	
	20	801	250	31.2	
	21	771	220	28.5	
	22	665	219	32.9	
	23	543	174	32.0	
	24	1,355	414	30.6	
	25	606	117	19.3	
	26	692	152	22.0	
	27	486	152	31.3	
	28	576	163	28.3	
	29	410	156	38.0	
	30	500	96	19.2	
	31	749	246	32.8	
	32	675	202	29.9	
	33	630	222	35.2	
	34	375	114	30.4	
	35	416	149	35.8	
	36	585	173	29.6	
	37	945	304	32.2	
	38	886	224	25.3	
	39	541	228	42.1	
	40	910	316	34.7	
	41	722	232	32.1	
	42	544	175	32.2	
	43	472	144	30.5	
	Webster		<u>27,954</u>	<u>8,701</u>	<u>31.1</u>
	Wheatland	1	590	206	34.9
		2	593	275	46.4
3		738	209	28.3	
4		609	163	26.8	

VOTER TURNOUT  
2009 GENERAL ELECTION  
DETAIL

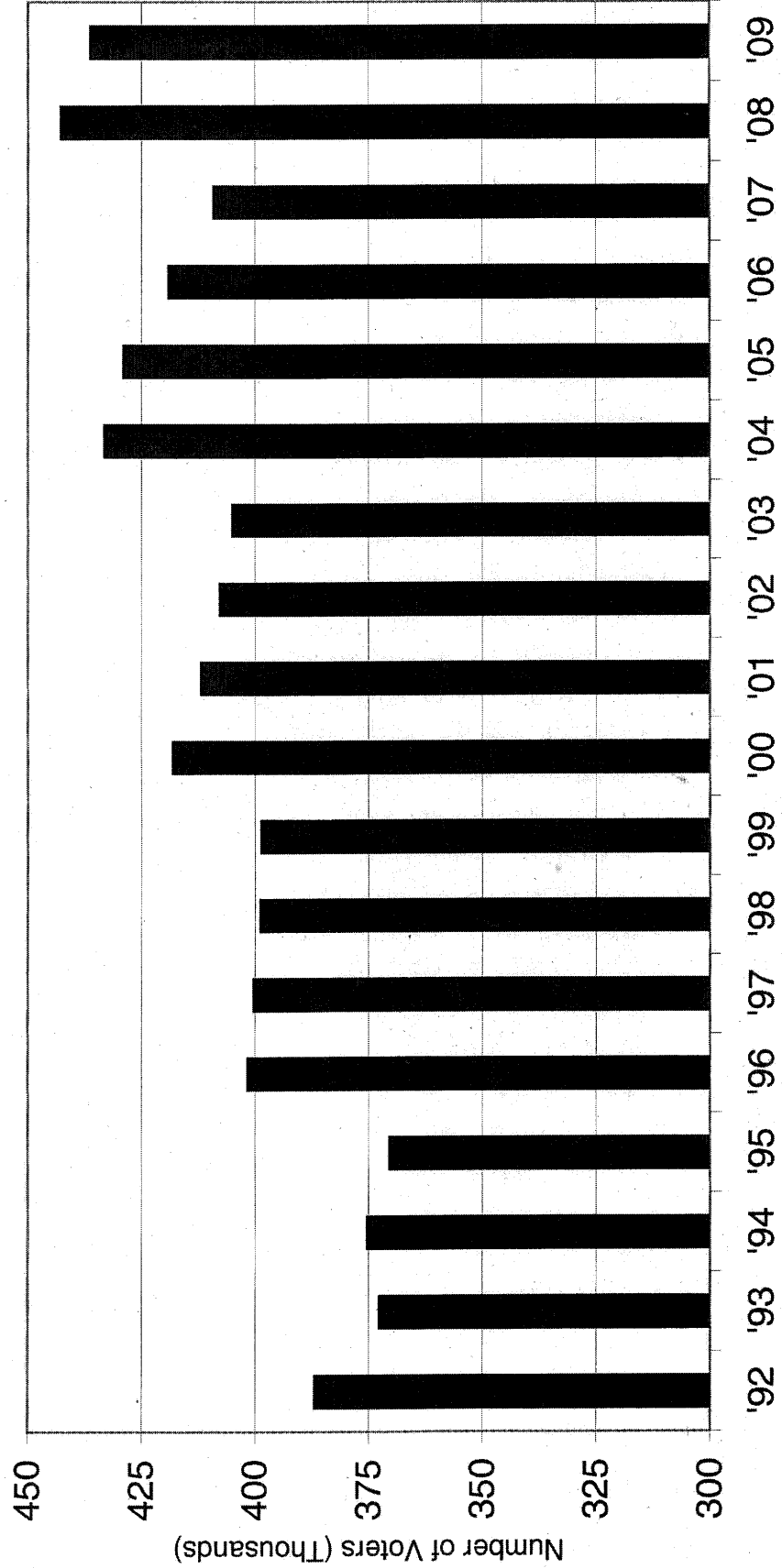
<u>LEGISLATIVE DISTRICT OR TOWN</u>	<u>ELECTION DISTRICT</u>	<u>VOTERS ELIGIBLE</u>	<u>VOTED</u>	<u>PERCENT TURNOUT</u>
Wheatland	5	<u>676</u>	<u>239</u>	<u>35.4</u>
Wheatland		<u>3,206</u>	<u>1,092</u>	<u>34.1</u>
TOWNS		<u>337,536</u>	<u>114,160</u>	<u>33.8</u>
GRAND TOTAL:		<u><u>436,090</u></u>	<u><u>133,427</u></u>	<u><u>30.6</u></u>

# PARTY ENROLLMENT BY AGE



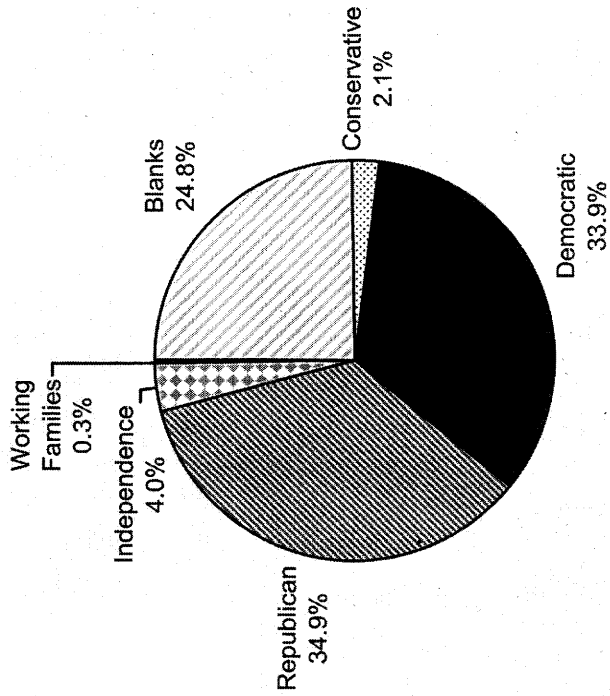
# Voter Registration

## for 1992-2009 General Elections

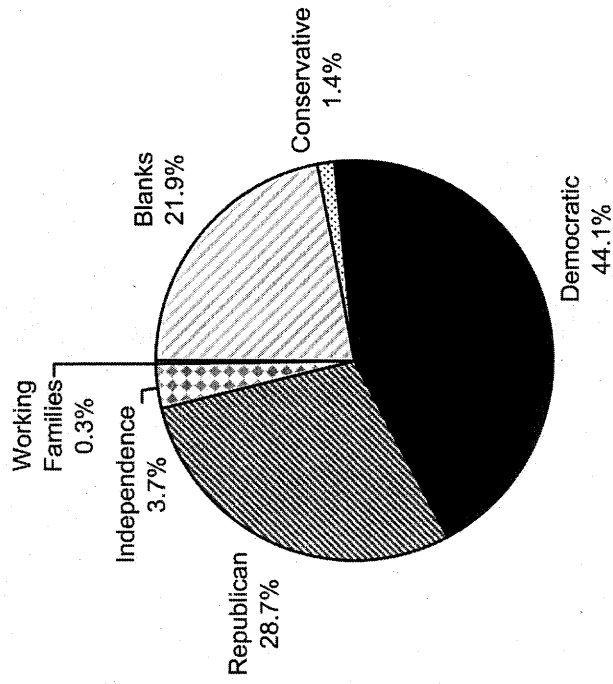


# PROFILE OF PARTY ENROLLMENTS

By Gender



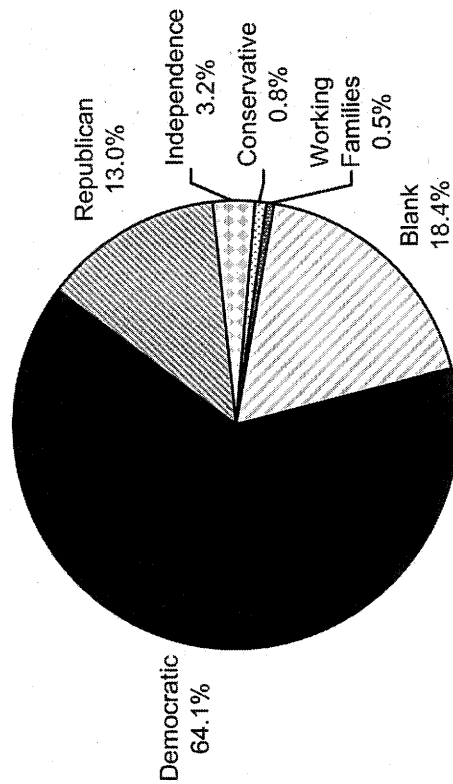
Male



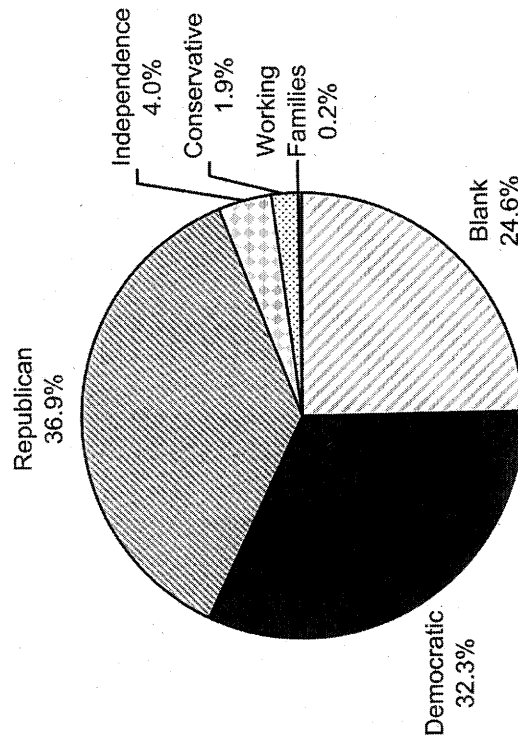
Female

# PROFILE OF PARTY ENROLLMENTS

By Location



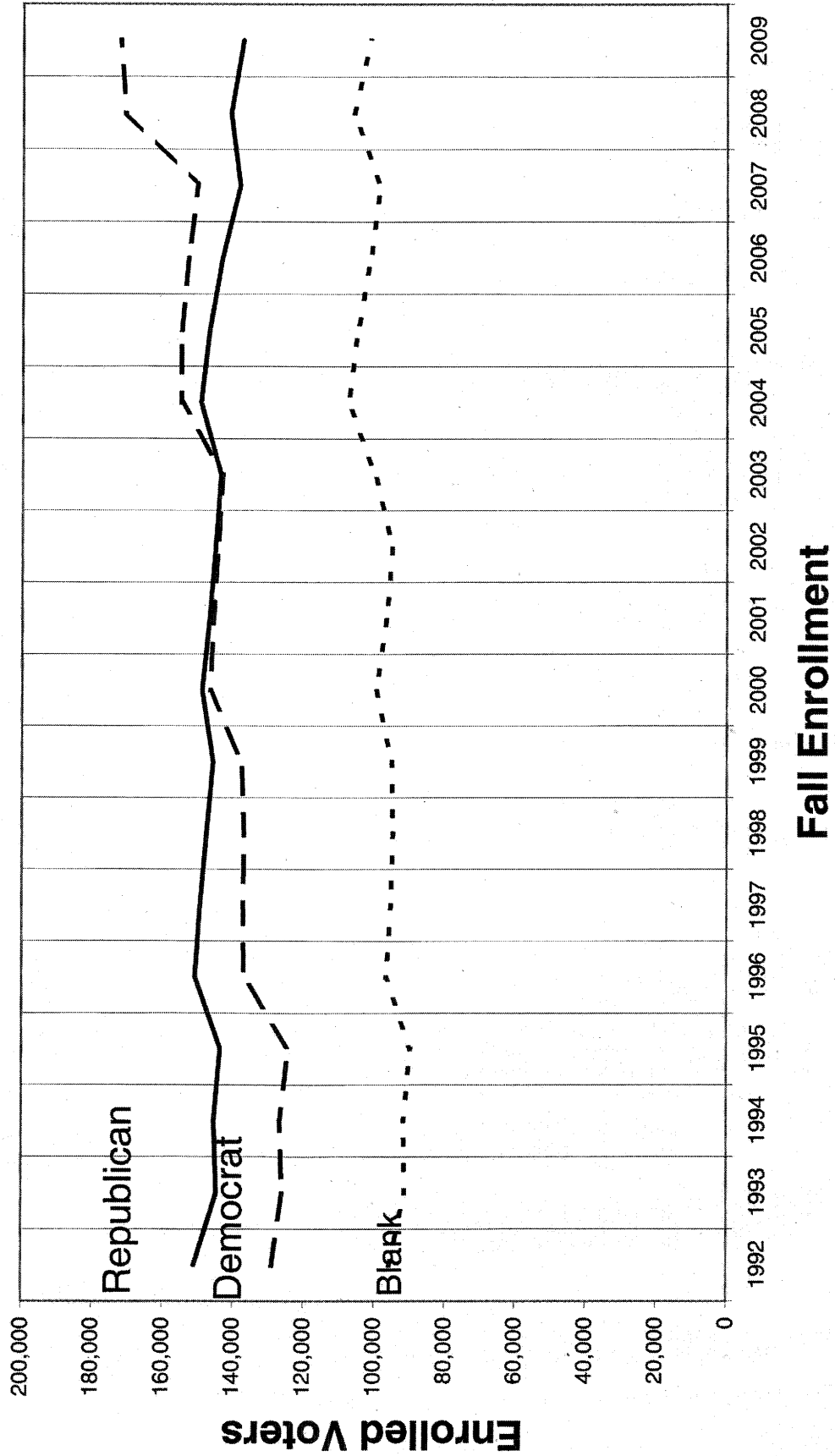
CITY



TOWNS

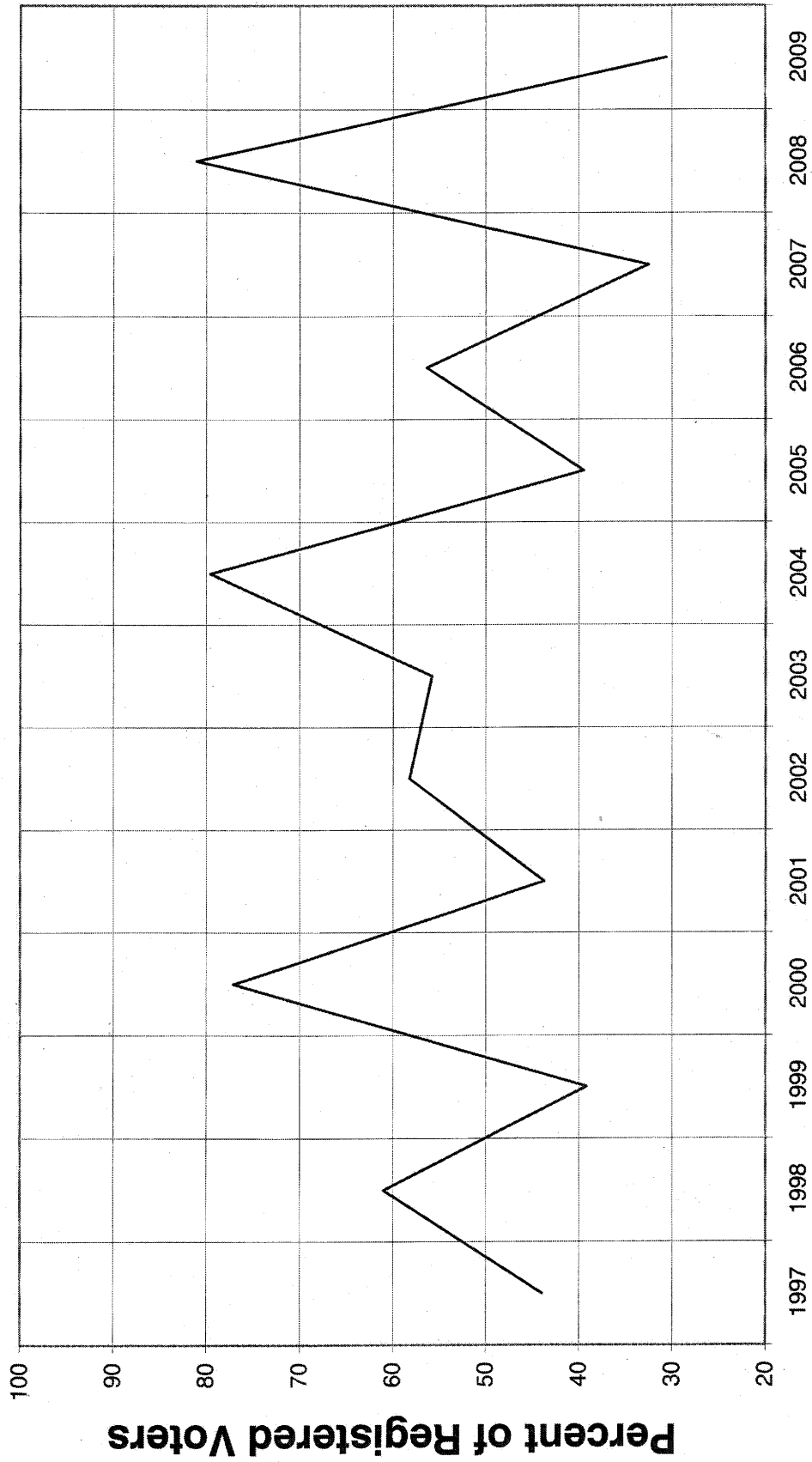


# Party Enrollment Trends



# Voter Turnout for General Election

1997 Through 2009



## VOTER TURNOUT HISTORY

Year	Registered Voters	Number Voting	Turnout
2009	436,090	133,427	30.6%
2008	442,771	359,083	81.1%
2007	409,701	132,973	32.5%
2006	419,368	236,477	56.4%
2005	428,643	169,183	39.5%
2004	433,210	344,860	79.6%
2003	405,192	226,044	55.8%
2002	407,664	236,691	58.1%
2001	411,870	180,140	43.7%
2000	418,041	322,394	77.1%
1999	398,605	156,007	39.1%
1998	398,749	243,338	61.0%
1997	400,304	175,945	44.0%
1996	401,311	313,531	78.1%
1995	370,380	162,805	44.0%
1994	375,974	260,831	69.4%
1993	372,647	171,732	46.1%
1992	386,447	344,009	89.0%
1991	332,460	236,403	71.1%
1990	339,430	226,634	66.8%
1989	347,479	184,047	53.0%
1988	370,663	314,046	84.7%
1987	329,156	215,370	65.4%
1986	339,971	230,498	67.8%
1985	353,149	154,123	43.6%
1984	380,186	320,191	84.2%
1983	348,622	225,376	64.6%
1982	340,165	256,092	75.3%
1981	329,075	194,989	59.3%
1980	349,265	310,042	88.8%
1979	307,673	219,752	71.4%
1978	316,152	222,064	70.2%
1977	326,078	207,501	63.6%
1976	344,627	306,650	89.0%
1975	311,831	233,826	75.0%
1974	323,060	250,686	77.6%
1973	333,863	237,472	71.1%
1972	356,840	322,229	90.3%