



MONROE COUNTY BOARD OF ELECTIONS

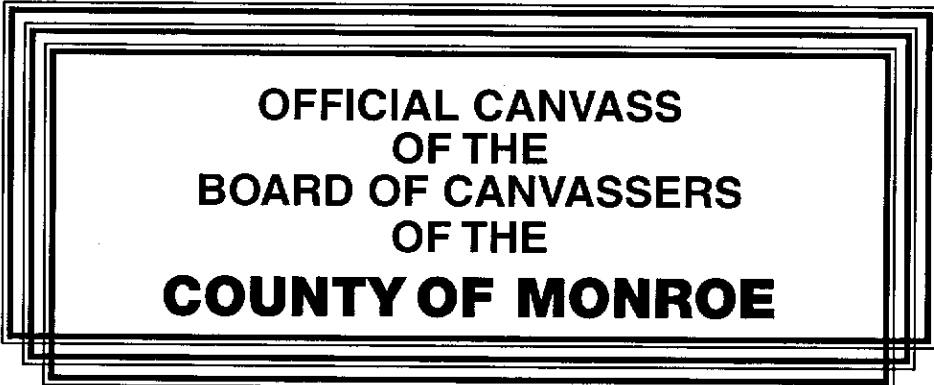
39 WEST MAIN STREET • ROCHESTER, NEW YORK 14614 • (585) 428-4550
TDD# 428-2390

PETER M. QUINN
COMMISSIONER

THOMAS F. FERRARESE
COMMISSIONER

DOUGLAS E. FRENCH
DEPUTY COMMISSIONER

SHEILA FLEISCHAUER
DEPUTY COMMISSIONER



**OFFICIAL CANVASS
OF THE
BOARD OF CANVASSERS
OF THE
COUNTY OF MONROE**

IN RELATION TO THE VOTES GIVEN AT THE PRIMARY ELECTION HELD ON THE TENTH DAY OF
SEPTEMBER AND THE GENERAL ELECTION HELD IN SAID COUNTY ON THE FIFTH DAY OF NOVEMBER

2002

CONTENTS

Canvass of Scottsville Village Election
Canvass of September Primary Results
Canvass of General Election Results
Listing of Party Abbreviations Appearing in Canvass
Text of Ballot Proposals Submitted to Voters
Party Enrollment Graph

September 10, 2002 Primary Election Results:

Democratic - Governor
Democratic - Lieutenant Governor
Democratic - Comptroller
Independence - Governor
Independence - Lieutenant Governor
Conservative - Governor
Right To Life - Comptroller
Working Families - Lieutenant Governor
Working Families - Comptroller

November 5, 2002 General Election Results:

Governor & Lieutenant Governor
Comptroller
Attorney General
Representative in Congress - 25th District
Representative in Congress - 26th District
Representative in Congress - 28th District
Representative in Congress - 29th District
State Senator 54th District
State Senator 55th District
State Senator 56th District
State Senator 62nd District
Member of Assembly 130th District
Member of Assembly 131st District
Member of Assembly 132nd District
Member of Assembly 133rd District
Member of Assembly 134th District
Member of Assembly 135th District
Member of Assembly 139th District
County Court Judge
City Court Judge
Sweden Superintendent of Highways, 1 Year Term
Wheatland Member of Town Council, 1 Year Term
Fairport Village Offices
Irondequoit Proposal Number One
Voter Turnout - 2002 General Election
Party Enrollment by Age
Voter Registration - 1985-2002
Party Enrollment by Gender
Party Enrollment by Location
Party Enrollment Trends
Voter Turnout General Election 1988-2002
Voter Turnout History

CANVASS OF SCOTTSVILLE VILLAGE ELECTION RESULTS

We, M. Betsy Relin and Peter M. Quinn, Board of Elections of the County of Monroe, having canvassed the votes cast for all the candidates at the Scottsville Village Election held in this state on the 19th day of March, 2002, do hereby certify that the following votes were received:

VILLAGE MAYOR - VILLAGE OF SCOTTSVILLE

VISION & VITALITY Stephen C. Bowman.....47 Votes

VILLAGE TRUSTEE - 4 YEAR - VILLAGE OF SCOTTSVILLE

PROGRESS Richard T. VenVertloh.....49 Votes
VILLAGE UNITY Michael Souers.....46 Votes

CANVASS OF PRIMARY ELECTION RESULTS

We, Peter M. Quinn and Thomas F. Ferrarese, Board of Elections of the County of Monroe, having canvassed the votes cast at the Primary Election held in this state on the 10th day of September, 2002, do hereby certify that the following candidates received the votes set opposite their names:

Democratic Party

Governor

Andrew M. Cuomo.....2,481 Votes
H. Carl McCall.....14,505 Votes

Lieutenant Governor

Dennis Mehiel..... 9,272 Votes
Charles G. King.....4,047 Votes

Comptroller

Alan G. Hevesi.....6,924 Votes
William J. Mulrow.....7,546 Votes

Independence Party

Governor

George E. Pataki..... 124 Votes
B. Thomas Golisano..... 1,112 Votes

Lieutenant Governor

Mary O. Donohue..... 295 Votes
William J. Neild..... 518 Votes

Conservative Party

Governor

George E. Pataki.....841 Votes
Opportunity To Ballot(B. Thomas Golisano).....686 Votes

Right To Life Party

Comptroller

John W. Berry.....22 Votes
Garifalia Christea.....49 Votes

Opportunity To Ballot Race

With No Candidate On Ballot (Write In)

Representative in Congress, 26th District

(No Write Ins)..... 0 Votes

Opportunity To Ballot Race

With No Candidate On Ballot (Write In)

Representative in Congress, 28th District

Anthony G. Orlando..... 1 Vote

Working Families Party

Lieutenant Governor

Elon Harpaz.....	6	Votes
Charles G. King.....	3	Votes
Dennis Mehiel.....	13	Votes

Comptroller

Alan G. Hevesi.....	9	Votes
William J. Mulrow.....	9	Votes

CANVASS OF GENERAL ELECTION RESULTS

We, Peter M. Quinn and Thomas F. Ferrarese, Board of Elections of the County of Monroe, having canvassed the votes cast at the General Election held in this state on the 5th day of November, 2002, hereby certify that the following candidates received the votes set opposite their names:

GOVERNOR AND LIEUTENANT GOVERNOR OF THE STATE OF NEW YORK

Republican-Conservative, George E. Pataki and Mary O. Donohue.....	81,110	Votes
Democratic-Working Families, H. Carl McCall and Dennis Mehiel.....	58,334	Votes
Independence, B. Thomas Golisano and Mary O. Donohue.....	87,967	Votes
Liberal, Andrew M. Cuomo and Charles G. King.....	607	Votes
Right To Life, Gerard J. Cronin and Stasia T. Vogel.....	1,820	Votes
Green, Stanley Aronowitz and Jennifer Daniels.....	1,929	Votes
Marijuana Reform, Thomas K. Leighton and Thomas J. Hillgardner.....	1,163	Votes
Libertarian, Scott Jeffrey and Jay Greco.....	269	Votes

COMPTROLLER

Republican-Independence-Conservative, John Faso.....	113,664	Votes
Democratic-Liberal-Working Families, Alan G. Hevesi.....	93,991	Votes
Right To Life, Garifalia Christea.....	2,519	Votes
Green, Howie Hawkins.....	2,233	Votes
Libertarian, James Eisert.....	1,422	Votes

ATTORNEY GENERAL

Republican-Conservative, Dora Irizarry.....	64,527	Votes
Democratic-Independence-Liberal-Working Families, Eliot L. Spitzer.....	143,366	Votes
Right To Life, John J. Broderick.....	3,062	Votes
Green, Mary Jo Long.....	2,343	Votes
Libertarian, Daniel A. Conti, Jr.....	1,694	Votes

REPRESENTATIVE IN CONGRESS - 25th DISTRICT

Republican-Independence-Conservative, James T. Walsh.....	21,574	Votes
Democratic, Stephanie Aldersley.....	12,000	Votes
Working Families, Francis J. Gavin.....	285	Votes

REPRESENTATIVE IN CONGRESS - 26th DISTRICT

Republican-Independence-Conservative, Thomas M. Reynolds.....	31,832	Votes
Democratic, Ayesha F. Nariman.....	9,068	Votes
Right To Life, Shawn Harris.....	673	Votes
Green, Paul E. Fallon.....	677	Votes

REPRESENTATIVE IN CONGRESS - 28th DISTRICT

Republican-Independence-Conservative, Henry F. Wojtaszek.....	18,365	Votes
Democratic-Working Families, Louise M. Slaughter.....	50,924	Votes

REPRESENTATIVE IN CONGRESS - 29th DISTRICT

Republican-Conservative, Amo Houghton.....39,342 Votes
Democratic, Kisun J. Peters.....18,642 Votes
Right To Life, Wendy M. Johnson.....1,545 Votes
Green, Rachel Treichler.....1,597 Votes

STATE SENATOR - 54th DISTRICT

Republican-Independence-Conservative, Michael F. Nozzolio.....10,576 Votes
Right To Life, Joanne M. Vacca.....388 Votes

STATE SENATOR - 55th DISTRICT

Republican-Conservative, Jim Alesi.....68,904 Votes

STATE SENATOR - 56th DISTRICT

Republican-Independence-Conservative, Joseph E. Robach.....49,559 Votes
Democratic, Harry B. Bronson.....25,773 Votes
Green, Bonnie Cannan.....1,309 Votes

STATE SENATOR - 62nd DISTRICT

Republican-Independence-Conservative-Working Families,
George D. Maziarz.....18,020 Votes

MEMBER OF ASSEMBLY - 130th DISTRICT

Republican-Conservative, Joe Errigo.....14,611 Votes
Democratic, Christine W. Saltzberg.....9,025 Votes
Independence, Charles K. Eames.....1,158 Votes

MEMBER OF ASSEMBLY - 131st DISTRICT

Republican-Independence-Conservative, Michael S. Slattery.....15,011 Votes
Democratic, Susan V. John.....15,822 Votes

MEMBER OF ASSEMBLY - 132nd DISTRICT

Republican-Conservative, Dean J. Fero.....12,975 Votes
Democratic, Joseph D. Morelle.....26,933 Votes

MEMBER OF ASSEMBLY - 133rd DISTRICT

Democratic, David F. Gantt.....14,872 Votes
Independence, Solomon Harris.....1,633 Votes
Conservative, Mark J. McCabe.....1,690 Votes

MEMBER OF ASSEMBLY - 134th DISTRICT

Republican-Independence-Conservative, Bill Reilich.....24,573 Votes
Democratic-Right To Life-Working Families, Frederick J. Amato.....14,842 Votes

MEMBER OF ASSEMBLY - 135th DISTRICT

Republican-Conservative, Clyde O. Benoy.....15,754 Votes
Democratic-Independence-Working Families, David R. Koon.....32,475 Votes

MEMBER OF ASSEMBLY - 139th DISTRICT

Republican-Independence-Conservative, Charles H. Nesbitt.....7,636 Votes

JUDGE OF THE COUNTY COURT

Republican-Independence-Conservative, Alex R. Renzi.....129,727 Votes
Democratic, Richard A. Dollinger.....88,628 Votes

JUDGE OF THE CITY COURT

Democratic-Working Families, Ellen M. Yacknin.....28,398 Votes
Democratic, Stephen K. Lindley.....27,449 Votes

TOWN OF SWEDEN - SUPERINTENDENT OF HIGHWAYS - 1 YEAR TERM

Republican-Conservative, Frederick E. Perrine.....2,286 Votes

TOWN OF WHEATLAND - MEMBER OF TOWN COUNCIL - 1 YEAR TERM

Republican-Conservative, Roger D. DeWitt.....1,284 Votes
Republican-Conservative, Tammy L. Spear.....1,225 Votes

VILLAGE OF FAIRPORT - VILLAGE MAYOR

Republican-Conservative, Clark T. King.....1,656 Votes

VILLAGE OF FAIRPORT - VILLAGE TRUSTEE

Republican, Donald F. Ferraro.....1,476 Votes
Republican-Conservative, Frederick H. May.....1,550 Votes

VILLAGE OF FAIRPORT - VILLAGE JUSTICE

Republican-Conservative, Vincent M. Barone.....1,574 Votes

PROPOSAL NUMBER ONE - IRONDEQUOIT TOWN PROPOSITION
CREATION OF RESIDENTIAL REFUSE DISTRICT FOR LEAF PICK UP

Yes.....3,463 Votes
No.....11,894 Votes

PARTY ABBREVIATIONS APPEARING IN CANVASS

CON	Conservative
DEM	Democratic
GRE	Green
IND	Independence
LBT	Libertarian
LIB	Liberal
MAR	Marijuana Reform
REP	Republican
RTL	Right to Life
WOR	Working Families

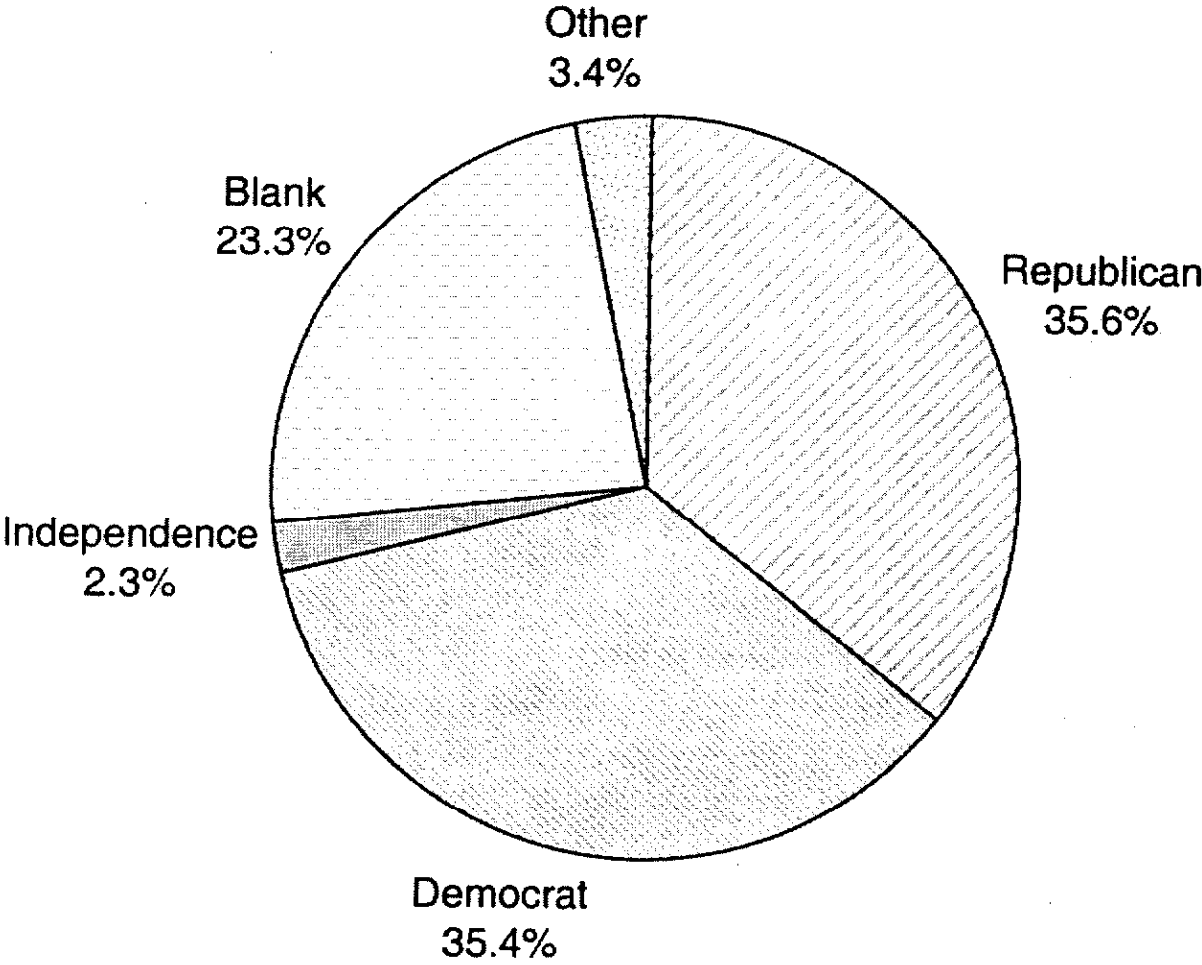
TEXT OF PROPOSALS SUBMITTED TO THE VOTERS

November 5, 2002

PROPOSAL NUMBER ONE, TOWN PROPOSITION NUMBER ONE, TOWN OF IRONDEQUOIT

"Shall the Town of Irondequoit create a residential refuse district for the purpose of leaf pick-up in the Town right-of-way with the cost to be borne equally among the parcels within the district?"

Profile of Party Enrollment County of Monroe



GOVERNOR
DEMOCRATIC PRIMARY
SUMMARY

LEGISLATIVE DISTRICT OR TOWN	TOTAL VOTERS	ANDREW M. CUOMO	H. CARL MCCALL	SCATTER
		1B	2B	
Leg. Dist. 06	172	22	80	17
Leg. Dist. 07	138	28	58	17
Leg. Dist. 21	1,194	129	884	12
Leg. Dist. 22	886	159	680	0
Leg. Dist. 23	1,099	88	827	14
Leg. Dist. 24	710	61	493	24
Leg. Dist. 25	1,675	193	1,354	2
Leg. Dist. 26	590	68	360	25
Leg. Dist. 27	1,867	145	1,621	9
Leg. Dist. 28	672	124	426	15
Leg. Dist. 29	954	172	639	44
CITY	9,957	1,189	7,422	179
Brighton	1,583	125	1,140	41
Chili	747	68	382	40
Clarkson	100	9	39	22
East Rochester	125	18	54	22
Gates	697	98	347	48
Greece	2,122	211	991	191
Hamlin	142	13	59	8
Henrietta	888	70	532	28
Irondequoit	1,570	192	753	148
Mendon	172	12	98	10
Ogden	345	31	144	34
Parma	232	29	95	20
Penfield	899	99	505	49
Perinton	1,203	113	709	55
Pittsford	719	48	464	48
Riga	111	10	50	5
Rush	90	5	55	2
Sweden	238	25	148	2
Webster	977	98	446	128
Wheatland	143	18	72	15
TOWNS	13,103	1,292	7,083	916
GRAND TOTAL:	23,060	2,481	14,505	1,095

GOVERNOR
DEMOCRATIC PRIMARY
DETAIL

LEGISLATIVE DISTRICT OR TOWN	ELECTION DISTRICT	TOTAL VOTERS	ANDREW M. CUOMO	H. CARL MCCALL	SCATTER
			1B	2B	
Leg. Dist. 06					
	1/4/5	96	8	51	9
	2/3	48	9	13	8
	6	28	5	16	0
Leg. Dist. 06		172	22	80	17
Leg. Dist. 07					
	1	38	3	23	2
	2	53	13	18	12
	3	47	12	17	3
Leg. Dist. 07		138	28	58	17
Leg. Dist. 21					
	1/24	97	12	60	3
	2/10	91	2	75	1
	3/4/15	87	5	72	0
	5/16/23/32	86	8	65	0
	6	40	6	26	0
	7	36	4	27	0
	8/17/19/21/28	113	15	89	0
	9	29	3	20	1
	11/22-1/29-17	91	11	70	0
	12	35	2	27	0
	13/23-15/23-23	60	9	43	1
	14	71	10	43	6
	18	58	6	49	0
	20/33/23-13	71	13	48	0
	22	57	4	42	0
	25/27	77	9	62	0
	26	41	3	32	0
	29	25	4	14	0
	30/31/34	29	3	20	0
Leg. Dist. 21		1,194	129	884	12
Leg. Dist. 22					
	2/13	55	9	42	0
	3	56	30	22	0
	4/16/19	55	8	43	0
	5	54	8	45	0
	6	66	8	54	0
	7	31	4	27	0
	8/22	86	15	69	0
	9	19	4	15	0
	10/17	61	10	50	0
	11/21	105	14	83	0
	12/23	80	20	59	0
	14/15	127	9	108	0
	18	36	9	27	0
	20	37	9	24	0
	24	18	2	12	0
Leg. Dist. 22		886	159	680	0

GOVERNOR
DEMOCRATIC PRIMARY
DETAIL

LEGISLATIVE DISTRICT OR TOWN	ELECTION DISTRICT	TOTAL VOTERS	ANDREW M. CUOMO	H. CARL MCCALL	SCATTER
			1B	2B	
Leg. Dist. 23	1	17	2	13	0
	2/3/11	130	7	106	1
	4/12/22	181	7	152	0
	5/7	98	9	67	2
	6/9/10/20	152	8	116	3
	8/14	71	9	49	1
	16/24-16	63	5	44	4
	17/18/19/27	133	11	100	1
	21	34	4	26	0
	24	51	14	28	0
	25/26	169	12	126	2
Leg. Dist. 23		1,099	88	827	14
Leg. Dist. 24	1/13	100	4	81	0
	2/3	96	4	70	2
	4/10	86	9	59	5
	5	61	6	34	2
	6	28	2	21	2
	7	33	2	25	2
	8/9	65	4	51	3
	11/12	80	8	50	8
	14/15	143	20	92	0
	17	18	2	10	0
Leg. Dist. 24		710	61	493	24
Leg. Dist. 25	1	59	4	52	0
	2	90	13	74	0
	3	170	20	136	0
	4	31	4	23	0
	5/10	178	16	150	0
	6	77	11	56	0
	7	98	9	81	0
	8/27-9	191	9	175	0
	9/11	132	23	104	0
	12	44	1	38	0
	13	97	6	89	0
	14/24	66	6	51	0
	15/27-18	119	15	93	0
	16/23/27-24	7	2	4	0
	17	60	7	48	0
	18	95	14	67	0
	19	2	1	0	0
	20	101	29	62	0
	21	22	1	18	2
	22	36	2	33	0
Leg. Dist. 25		1,675	193	1,354	2
Leg. Dist. 26					

GOVERNOR
DEMOCRATIC PRIMARY
DETAIL

LEGISLATIVE DISTRICT OR TOWN	ELECTION DISTRICT	TOTAL VOTERS	ANDREW M. CUOMO	H. CARL MCCALL	SCATTER
			1B	2B	
Leg. Dist. 26	1	34	5	22	2
	2/28-10	36	5	22	0
	3/4/5/11	118	14	64	2
	6/7/8	86	9	58	0
	9/14	64	8	41	5
	10/15	90	8	51	9
	12/13/28-19/28-21	103	14	62	4
	16	29	2	19	2
	17/29-18	30	3	21	1
Leg. Dist. 26		590	68	360	25
Leg. Dist. 27	1/2	138	7	122	0
	3/25/29/30	97	8	85	0
	4/5	238	7	218	3
	6/17	122	6	109	0
	7/10	147	8	132	0
	8	66	12	51	0
	11/26	69	4	59	0
	12	97	12	82	0
	13/21	152	12	133	1
	14	77	6	65	0
	15	103	6	93	0
	16	107	3	100	0
	19/23	173	12	157	0
	20	76	11	61	0
	22	88	14	68	1
	27	58	10	43	0
	28	59	7	43	4
Leg. Dist. 27		1,867	145	1,621	9
Leg. Dist. 28	1/5/16/20	98	13	71	1
	2/3	65	16	40	1
	4	48	10	29	0
	6/9	75	17	32	9
	7/17	52	13	31	1
	8/15	83	16	55	0
	11/13/25	75	13	45	1
	12	26	8	16	0
	14/22	60	12	37	0
	18	40	4	30	0
	23/24	50	2	40	2
Leg. Dist. 28		672	124	426	15
Leg. Dist. 29	1/2/20	93	13	75	0
	3/8	52	10	37	2
	4	28	0	20	2
	5/9/10	116	23	78	2

GOVERNOR
DEMOCRATIC PRIMARY
DETAIL

LEGISLATIVE DISTRICT OR TOWN	ELECTION DISTRICT	TOTAL VOTERS	ANDREW M. CUOMO	H. CARL MCCALL	SCATTER
			1B	2B	
Leg. Dist. 29	6/11/14	103	15	63	17
	7/15/26	77	16	53	3
	12/27	61	11	37	5
	13	58	10	42	0
	16/19	41	8	31	0
	21	43	2	27	9
	22	54	16	34	0
	23	91	18	63	0
	24	47	6	37	1
	25	90	24	42	3
Leg. Dist. 29		<u>954</u>	<u>172</u>	<u>639</u>	<u>44</u>
CITY		9,957	1,189	7,422	179
Brighton	1/13/23/31	138	6	110	0
	2/26/44	61	4	38	0
	3	44	5	24	2
	4/25	87	6	68	0
	5/9/27	83	5	70	0
	6	39	0	28	4
	7/24	67	3	52	0
	8/16	57	7	38	3
	10/21	63	1	47	3
	11/15/18/34	119	11	80	2
	12	39	2	35	0
	14/30	111	13	75	1
	17	42	8	29	0
	19	26	1	24	0
	20/35/40/46	133	10	93	8
	22/32/33	124	10	83	12
	28	52	5	42	0
	29/39	58	6	37	1
	36/45	56	5	36	5
	37/42	48	8	29	0
	38	42	3	28	0
	41/43	94	6	74	0
Brighton		<u>1,583</u>	<u>125</u>	<u>1,140</u>	<u>41</u>
Chili	1/19/27	82	4	44	5
	2	25	2	10	0
	3	40	3	26	2
	4/18/26	65	11	25	7
	5	15	0	9	0
	6/9	29	2	15	1
	7/15	38	6	14	6
	8	22	1	12	2
	10	8	0	3	1
	11/12	44	8	19	2

GOVERNOR
DEMOCRATIC PRIMARY
DETAIL

LEGISLATIVE DISTRICT OR TOWN	ELECTION DISTRICT	TOTAL VOTERS	ANDREW M. CUOMO	H. CARL MCCALL	SCATTER
			1B	2B	
Chili	13/21	39	4	17	0
	14/24	48	4	22	1
	16	25	3	12	0
	17	62	4	32	1
	20/25/28	96	6	69	3
	22	47	6	26	5
	23/29	38	3	16	4
	30	24	1	11	0
	31	0	0	0	0
Chili		<u>747</u>	<u>68</u>	<u>382</u>	<u>40</u>
Clarkson	1/2/6	43	6	18	8
	3/4/5	57	3	21	14
Clarkson		<u>100</u>	<u>9</u>	<u>39</u>	<u>22</u>
East Rochester	1/4/5	51	10	25	2
	2/3/6/7	74	8	29	20
East Rochester		<u>125</u>	<u>18</u>	<u>54</u>	<u>22</u>
Gates	1/11/12/32/36	72	7	36	2
	2/4/20/25	84	5	37	12
	3/15/27/30	83	10	49	5
	5/23/24	62	6	32	5
	6/10/22	43	7	24	4
	7/8/19/28	83	10	42	0
	9/33	48	13	24	0
	13/17/29	74	10	36	8
	14/16/21/31	64	14	32	0
	18/26/34/35	84	16	35	12
Gates		<u>697</u>	<u>98</u>	<u>347</u>	<u>48</u>
Greece	1/74	46	1	19	4
	2	11	3	4	0
	3/85	43	3	23	6
	4/75/96	48	3	19	8
	5/8/9/20	77	4	34	13
	6	21	2	8	0
	7/22/63	55	6	30	1
	10/11/25	68	7	39	6
	12/46	28	6	15	1
	13/51	31	5	15	0
	14/83	30	1	17	0
	15/71	32	4	11	7
	16/76	24	1	12	1
	17/93	52	5	23	9
	18/69	43	3	21	11
	19	9	0	4	1

GOVERNOR
DEMOCRATIC PRIMARY
DETAIL

LEGISLATIVE DISTRICT OR TOWN	ELECTION DISTRICT	TOTAL VOTERS	ANDREW M. CUOMO	H. CARL MCCALL	SCATTER
			1B	2B	
Greece	21/30	42	11	17	0
	23	25	5	9	1
	24/27	38	2	19	0
	26	16	3	8	0
	28/45/70/91	81	8	34	10
	29/66	35	1	25	4
	31/47	36	6	12	5
	32/59/61	88	8	45	4
	33/57	43	2	24	4
	34	31	1	16	4
	35/82/84	67	8	31	4
	36/42	59	7	24	0
	37/39	32	2	18	4
	38	30	7	13	0
	40	28	2	19	0
	41/78	49	4	28	2
	43	18	2	3	0
	44/89/99	57	8	19	10
	48	18	5	4	1
	49/55	29	7	12	2
	50/56	45	9	27	1
	52/73	44	2	22	2
	53/62	44	5	20	0
	54	11	0	6	3
	58/102	40	3	24	0
	60/95	48	5	26	4
	64/80	36	1	13	11
	65	36	4	16	3
	67	20	0	6	2
	68	24	1	11	3
	72/86/88/104/105	94	10	39	7
	77	33	1	20	0
	79/106	31	4	12	3
	81	18	1	6	2
	87	18	2	5	6
	90	13	1	7	0
	92/100	39	1	16	11
	94	21	1	4	5
	97	21	1	12	1
	98	25	2	13	3
	101	10	3	3	1
103	11	1	9	0	
Greece		2,122	211	991	191
Hamlin	1/6	27	4	8	0
	2/5	31	1	13	0
	3/7	31	2	15	4

GOVERNOR
DEMOCRATIC PRIMARY
DETAIL

LEGISLATIVE DISTRICT OR TOWN	ELECTION DISTRICT	TOTAL VOTERS	ANDREW M. CUOMO	H. CARL MCCALL	SCATTER
			1B	2B	
Hamlin	4	13	0	4	4
	8	15	1	9	0
	9	13	3	8	0
	10	6	0	1	0
	11	6	2	1	0
		<u>142</u>	<u>13</u>	<u>59</u>	<u>8</u>
Hamlin					
Henrietta	1/26/27/31	81	5	39	1
	2/19/20	44	5	25	0
	3/30	52	8	22	2
	4/5/32	87	5	50	1
	6/15	50	1	23	10
	7/22	72	5	52	0
	8/18	71	5	48	2
	9/14/24/33	100	12	66	3
	10/12/17/25	111	7	72	1
	11/16/23/34	101	8	59	6
	13/29	73	5	52	0
	21/28	46	4	24	2
			<u>888</u>	<u>70</u>	<u>532</u>
Henrietta					
Irondequoit	1	34	3	15	5
	2/9/40	62	10	26	8
	3	49	9	17	1
	4/46	49	2	25	1
	5/19/52	89	13	44	11
	6/7/16/22	95	4	50	11
	8/10/20/47/51/62	104	10	54	7
	11/34/41/61	84	13	42	3
	12/23/29/35/43	85	14	49	0
	13	27	4	16	0
	14/28	53	7	24	8
	15/30/49	69	8	35	1
	17/32/58	69	8	26	13
	18/71/72	28	2	14	1
	21/64/70	50	6	27	0
	24	29	1	16	7
	25/33/44/59/60	108	11	46	25
	26/54/57/65/67	98	13	43	18
	27/42/63	47	4	22	4
	31	20	4	11	1
	36/50/66/69	75	9	39	6
	37	30	4	10	3
	38/55/56	88	14	44	0
	39	20	8	5	3
	45/48/68	82	7	37	8
	53	26	4	16	3

GOVERNOR
DEMOCRATIC PRIMARY
DETAIL

LEGISLATIVE DISTRICT OR TOWN	ELECTION DISTRICT	TOTAL VOTERS	ANDREW M. CUOMO	H. CARL MCCALL	SCATTER
			1B	2B	
Irondequoit		1,570	192	753	148
Mendon					
	1/8	21	3	11	0
	2/4	54	6	30	2
	3/9	32	2	13	6
	5/6	35	1	25	0
	7	30	0	19	2
Mendon		172	12	98	10
Ogden					
	1/19	39	4	17	2
	2	30	3	11	4
	3	29	3	10	3
	4/18	26	2	14	0
	5	21	3	10	0
	6/10	46	4	6	16
	7/16/20	27	3	12	1
	8	9	1	3	2
	9/13	29	3	15	0
	11	15	1	12	0
	12	18	1	8	1
	14/15/17	56	3	26	5
Ogden		345	31	144	34
Parma					
	1/11	30	2	14	1
	2/8/12	59	8	24	9
	3/13	26	2	11	0
	4/5/6/7	53	10	25	1
	9/10	37	6	15	2
	14/15	27	1	6	7
Parma		232	29	95	20
Penfield					
	1	7	1	4	0
	2	31	2	19	0
	3	8	0	5	0
	4/14	56	9	29	0
	5/17	43	2	21	7
	6/34/38/40	59	12	22	3
	7/28	49	3	36	0
	8	56	14	25	4
	9	53	2	38	1
	10	22	9	12	0
	11/21	38	3	17	5
	12/33	31	4	21	0
	13/26	51	5	28	0
	15/19	47	6	34	2
	16	2	0	2	0
	18/23/30/36	86	9	45	9
	20	21	1	11	1

GOVERNOR
DEMOCRATIC PRIMARY
DETAIL

LEGISLATIVE DISTRICT OR TOWN	ELECTION DISTRICT	TOTAL VOTERS	ANDREW M. CUOMO	H. CARL MCCALL	SCATTER
			1B	2B	
Penfield	22	22	1	15	2
	24	32	1	18	1
	25	25	2	11	6
	27	25	1	17	1
	29	29	4	14	0
	31/35	50	2	30	7
	32	28	3	16	0
	37	22	2	12	0
	39	6	1	3	0
			<u>899</u>	<u>99</u>	<u>505</u>
Penfield					
Perinton	1/39/45	55	4	26	1
	2	20	2	11	0
	3/32/35	67	5	40	1
	4	35	4	19	2
	5	9	1	5	0
	6/25	56	1	38	0
	7	18	1	10	0
	8/27/33/53	73	5	51	2
	9/43	70	7	34	9
	10/11	44	6	20	0
	12/16/22	43	4	24	5
	13/55	31	3	19	2
	14	26	1	20	0
	15/31/48	55	8	33	0
	17/44	53	6	37	1
	18	38	1	24	6
	19/23	38	6	29	0
	20/40	51	5	21	1
	21/29/41	55	6	28	7
	24/47	56	4	33	7
	26	22	0	19	0
	28/49/51	50	4	32	3
	30/37	46	4	21	5
	34/38/54/57	74	2	52	2
	36/42	31	2	22	1
	46	19	2	8	0
	50	39	11	19	0
	52	17	3	9	0
	56	12	5	5	0
			<u>1,203</u>	<u>113</u>	<u>709</u>
Perinton					
Pittsford	1/2	52	4	33	1
	3	44	4	25	0
	4/16	38	3	24	6
	5	21	0	13	2
	6/9	58	4	32	7

GOVERNOR
DEMOCRATIC PRIMARY
DETAIL

LEGISLATIVE DISTRICT OR TOWN	ELECTION DISTRICT	TOTAL VOTERS	ANDREW M. CUOMO	H. CARL MCCALL	SCATTER
			1B	2B	
Pittsford	7/17/26	68	4	44	9
	8	21	3	15	0
	10/22/33	54	5	36	1
	11	31	1	15	4
	12/21	37	3	25	0
	13/20/32	73	0	55	2
	14/15/23	45	6	24	7
	18/28	58	6	41	1
	19/29	44	2	27	6
	24/25	33	3	26	0
	27/31	26	0	16	2
	30	16	0	13	0
	Pittsford		719	48	464
Riga	1/6	34	2	12	2
	2/3	39	2	22	0
	4/5	38	6	16	3
Riga		111	10	50	5
Rush	1/2/3/4	90	5	55	2
Rush		90	5	55	2
Sweden	1	21	3	12	0
	2/3/4/11	82	9	55	0
	5	10	0	10	0
	6/9	41	3	28	0
	7	36	4	22	0
	8/10	36	6	16	2
	12	12	0	5	0
Sweden		238	25	148	2
Webster	1	32	3	15	3
	2/4/38	91	9	45	9
	3/36	52	4	19	14
	5/19	54	1	36	0
	6/11/39/43	87	18	46	1
	7/15/22/37	92	3	25	38
	8/13/18	55	8	30	7
	9	33	4	11	3
	10/17/28/41	60	5	23	6
	12	34	2	15	9
	14	29	3	19	1
	16/26/31	58	12	28	0
	20/42	41	5	22	0
	21/35	44	1	16	8
	23/34	20	4	10	1
	24	29	1	9	11

GOVERNOR
DEMOCRATIC PRIMARY
DETAIL

LEGISLATIVE DISTRICT OR TOWN	ELECTION DISTRICT	TOTAL VOTERS	ANDREW M. CUOMO	H. CARL MCCALL	SCATTER
			1B	2B	
Webster					
	25	29	3	13	1
	27/40	42	3	22	3
	29	28	3	14	3
	30	31	5	9	6
	32/33	36	1	19	4
Webster		<u>977</u>	<u>98</u>	<u>446</u>	<u>128</u>
Wheatland					
	1	31	5	14	4
	2	27	2	15	3
	3	39	5	21	4
	4	22	4	13	0
	5	24	2	9	4
Wheatland		<u>143</u>	<u>18</u>	<u>72</u>	<u>15</u>
TOWNS		<u>13,103</u>	<u>1,292</u>	<u>7,083</u>	<u>916</u>
GRAND TOTAL:		<u><u>23,060</u></u>	<u><u>2,481</u></u>	<u><u>14,505</u></u>	<u><u>1,095</u></u>

LIEUTENANT GOVERNOR
 DEMOCRATIC PRIMARY
 SUMMARY

LEGISLATIVE DISTRICT OR TOWN	TOTAL VOTERS	DENNIS MEHIEL	CHARLES G. KING	SCATTER
		3B	4B	
Leg. Dist. 06	172	58	29	2
Leg. Dist. 07	138	45	29	1
Leg. Dist. 21	1,194	521	242	2
Leg. Dist. 22	886	494	148	0
Leg. Dist. 23	1,099	515	212	5
Leg. Dist. 24	710	313	132	2
Leg. Dist. 25	1,675	898	286	1
Leg. Dist. 26	590	246	106	7
Leg. Dist. 27	1,867	1,126	275	0
Leg. Dist. 28	672	271	134	0
Leg. Dist. 29	954	421	196	2
CITY	9,957	4,908	1,789	22
Brighton	1,583	676	307	5
Chili	747	254	107	10
Clarkson	100	28	14	1
East Rochester	125	32	21	2
Gates	697	240	105	3
Greece	2,122	579	345	27
Hamlin	142	37	30	0
Henrietta	888	314	143	0
Irondequoit	1,570	541	268	4
Mendon	172	44	29	0
Ogden	345	89	48	2
Parma	232	61	30	2
Penfield	899	301	152	4
Perinton	1,203	404	258	6
Pittsford	719	245	139	3
Riga	111	33	21	0
Rush	90	27	15	1
Sweden	238	109	41	1
Webster	977	300	158	10
Wheatland	143	50	27	1
TOWNS	13,103	4,364	2,258	82
GRAND TOTAL:	23,060	9,272	4,047	104

LIEUTENANT GOVERNOR
 DEMOCRATIC PRIMARY
 DETAIL

LEGISLATIVE DISTRICT OR TOWN	ELECTION DISTRICT	TOTAL VOTERS	DENNIS MEHIEL	CHARLES G. KING	SCATTER
			3B	4B	
Leg. Dist. 06	1/4/5	96	29	16	2
	2/3	48	16	4	0
	6	28	13	9	0
Leg. Dist. 06		172	58	29	2
Leg. Dist. 07	1	38	14	6	0
	2	53	16	15	0
	3	47	15	8	1
Leg. Dist. 07		138	45	29	1
Leg. Dist. 21	1/24	97	38	19	1
	2/10	91	47	17	1
	3/4/15	87	34	19	0
	5/16/23/32	86	35	10	0
	6	40	16	8	0
	7	36	18	6	0
	8/17/19/21/28	113	63	23	0
	9	29	14	6	0
	11/22-1/29-17	91	41	17	0
	12	35	18	4	0
	13/23-15/23-23	60	20	17	0
	14	71	21	17	0
	18	58	24	18	0
	20/33/23-13	71	31	16	0
	22	57	26	9	0
	25/27	77	35	13	0
	26	41	16	13	0
	29	25	10	5	0
	30/31/34	29	14	5	0
Leg. Dist. 21		1,194	521	242	2
Leg. Dist. 22	2/13	55	26	15	0
	3	56	24	14	0
	4/16/19	55	34	8	0
	5	54	35	4	0
	6	66	33	12	0
	7	31	11	5	0
	8/22	86	48	12	0
	9	19	11	3	0
	10/17	61	40	8	0
	11/21	105	58	19	0
	12/23	80	48	14	0
	14/15	127	81	19	0
	18	36	24	3	0
	20	37	11	11	0
	24	18	10	1	0
Leg. Dist. 22		886	494	148	0

LIEUTENANT GOVERNOR
 DEMOCRATIC PRIMARY
 DETAIL

LEGISLATIVE DISTRICT OR TOWN	ELECTION DISTRICT	TOTAL VOTERS	DENNIS MEHIEL	CHARLES G. KING	SCATTER
			3B	4B	
Leg. Dist. 23	1	17	8	4	0
	2/3/11	130	60	29	0
	4/12/22	181	101	25	0
	5/7	98	42	25	1
	6/9/10/20	152	71	32	0
	8/14	71	38	9	0
	16/24-16	63	23	12	1
	17/18/19/27	133	61	19	0
	21	34	17	7	0
	24	51	25	14	0
	25/26	169	69	36	3
Leg. Dist. 23		1,099	515	212	5
Leg. Dist. 24	1/13	100	40	25	0
	2/3	96	45	14	0
	4/10	86	34	21	1
	5	61	23	10	1
	6	28	15	4	0
	7	33	17	5	0
	8/9	65	30	11	0
	11/12	80	42	11	0
	14/15	143	59	26	0
	17	18	8	5	0
Leg. Dist. 24		710	313	132	2
Leg. Dist. 25	1	59	31	8	0
	2	90	56	14	0
	3	170	81	51	0
	4	31	9	7	0
	5/10	178	108	27	0
	6	77	38	10	0
	7	98	48	20	0
	8/27-9	191	111	28	0
	9/11	132	78	16	0
	12	44	23	7	0
	13	97	52	18	0
	14/24	66	42	5	0
	15/27-18	119	65	18	0
	16/23/27-24	7	1	2	0
	17	60	27	12	0
	18	95	53	10	0
	19	2	1	0	0
	20	101	45	17	0
	21	22	11	6	1
	22	36	18	10	0
Leg. Dist. 25		1,675	898	286	1
Leg. Dist. 26					

LIEUTENANT GOVERNOR
 DEMOCRATIC PRIMARY
 DETAIL

LEGISLATIVE DISTRICT OR TOWN	ELECTION DISTRICT	TOTAL VOTERS	DENNIS MEHIEL	CHARLES G. KING	SCATTER
			3B	4B	
Leg. Dist. 26	1	34	15	9	1
	2/28-10	36	14	8	0
	3/4/5/11	118	43	26	0
	6/7/8	86	36	15	0
	9/14	64	25	9	3
	10/15	90	35	19	3
	12/13/28-19/28-21	103	51	15	0
	16	29	11	4	0
	17/29-18	30	16	1	0
Leg. Dist. 26		590	246	106	7
Leg. Dist. 27	1/2	138	77	21	0
	3/25/29/30	97	74	9	0
	4/5	238	152	31	0
	6/17	122	72	18	0
	7/10	147	78	24	0
	8	66	33	13	0
	11/26	69	40	11	0
	12	97	63	14	0
	13/21	152	91	17	0
	14	77	43	12	0
	15	103	62	14	0
	16	107	55	18	0
	19/23	173	121	19	0
	20	76	46	18	0
	22	88	49	16	0
	27	58	36	10	0
	28	59	34	10	0
Leg. Dist. 27		1,867	1,126	275	0
Leg. Dist. 28	1/5/16/20	98	42	19	0
	2/3	65	31	14	0
	4	48	18	9	0
	6/9	75	22	13	0
	7/17	52	22	4	0
	8/15	83	34	15	0
	11/13/25	75	27	18	0
	12	26	10	7	0
	14/22	60	25	16	0
	18	40	19	9	0
	23/24	50	21	10	0
Leg. Dist. 28		672	271	134	0
Leg. Dist. 29	1/2/20	93	46	21	0
	3/8	52	25	12	0
	4	28	11	6	1
	5/9/10	116	54	22	0

LIEUTENANT GOVERNOR
 DEMOCRATIC PRIMARY
 DETAIL

LEGISLATIVE DISTRICT OR TOWN	ELECTION DISTRICT	TOTAL VOTERS	DENNIS MEHIEL	CHARLES G. KING	SCATTER
			3B	4B	
Leg. Dist. 29	6/11/14	103	46	18	0
	7/15/26	77	31	20	0
	12/27	61	24	11	1
	13	58	30	13	0
	16/19	41	19	9	0
	21	43	12	8	0
	22	54	24	10	0
	23	91	43	16	0
	24	47	19	9	0
	25	90	37	21	0
Leg. Dist. 29		<u>954</u>	<u>421</u>	<u>196</u>	<u>2</u>
CITY		9,957	4,908	1,789	22
Brighton	1/13/23/31	138	61	28	0
	2/26/44	61	21	10	0
	3	44	19	8	0
	4/25	87	41	15	0
	5/9/27	83	46	18	0
	6	39	16	2	0
	7/24	67	25	21	0
	8/16	57	26	10	3
	10/21	63	13	15	1
	11/15/18/34	119	45	22	0
	12	39	18	14	0
	14/30	111	44	20	0
	17	42	21	5	0
	19	26	3	7	0
	20/35/40/46	133	62	27	0
	22/32/33	124	50	29	1
	28	52	25	12	0
	29/39	58	26	5	0
	36/45	56	28	9	0
	37/42	48	24	8	0
	38	42	14	6	0
	41/43	94	48	16	0
Brighton		<u>1,583</u>	<u>676</u>	<u>307</u>	<u>5</u>
Chili	1/19/27	82	27	10	6
	2	25	8	2	0
	3	40	20	4	0
	4/18/26	65	17	13	0
	5	15	5	2	0
	6/9	29	14	3	0
	7/15	38	10	7	1
	8	22	8	3	0
	10	8	2	2	0

LIEUTENANT GOVERNOR
 DEMOCRATIC PRIMARY
 DETAIL

LEGISLATIVE DISTRICT OR TOWN	ELECTION DISTRICT	TOTAL VOTERS	DENNIS MEHIEL	CHARLES G. KING	SCATTER
			3B	4B	
Chili					
	11/12	44	12	3	1
	13/21	39	12	4	0
	14/24	48	7	9	0
	16	25	8	2	0
	17	62	19	8	0
	20/25/28	96	46	16	0
	22	47	21	7	1
	23/29	38	12	6	1
	30	24	6	6	0
	31	0	0	0	0
Chili		747	254	107	10
Clarkson					
	1/2/6	43	18	7	0
	3/4/5	57	10	7	1
Clarkson		100	28	14	1
East Rochester					
	1/4/5	51	13	9	0
	2/3/6/7	74	19	12	2
East Rochester		125	32	21	2
Gates					
	1/11/12/32/36	72	28	15	0
	2/4/20/25	84	21	7	2
	3/15/27/30	83	32	12	1
	5/23/24	62	22	11	0
	6/10/22	43	20	5	0
	7/8/19/28	83	24	12	0
	9/33	48	21	5	0
	13/17/29	74	22	16	0
	14/16/21/31	64	25	8	0
	18/26/34/35	84	25	14	0
Gates		697	240	105	3
Greece					
	1/74	46	14	6	0
	2	11	1	3	1
	3/85	43	8	8	1
	4/75/96	48	4	6	0
	5/8/9/20	77	14	10	6
	6	21	10	2	0
	7/22/63	55	15	11	0
	10/11/25	68	19	9	0
	12/46	28	8	5	0
	13/51	31	8	2	0
	14/83	30	7	7	0
	15/71	32	6	7	0
	16/76	24	6	6	0
	17/93	52	15	7	0
	18/69	43	15	11	0

LIEUTENANT GOVERNOR
 DEMOCRATIC PRIMARY
 DETAIL

LEGISLATIVE DISTRICT OR TOWN	ELECTION DISTRICT	TOTAL VOTERS	DENNIS MEHIEL	CHARLES G. KING	SCATTER
			3B	4B	
Greece	19	9	4	1	1
	21/30	42	10	9	0
	23	25	5	5	0
	24/27	38	9	4	0
	26	16	3	3	0
	28/45/70/91	81	24	7	0
	29/66	35	13	4	0
	31/47	36	12	9	1
	32/59/61	88	24	18	0
	33/57	43	16	6	1
	34	31	8	7	0
	35/82/84	67	17	16	0
	36/42	59	17	8	0
	37/39	32	8	7	0
	38	30	8	7	0
	40	28	7	8	0
	41/78	49	19	8	1
	43	18	4	0	0
	44/89/99	57	15	7	2
	48	18	4	4	0
	49/55	29	11	4	0
	50/56	45	21	4	1
	52/73	44	12	8	0
	53/62	44	10	8	3
	54	11	5	1	2
	58/102	40	14	7	0
	60/95	48	16	7	0
	64/80	36	4	2	1
	65	36	11	5	0
	67	20	4	2	0
	68	24	7	3	1
	72/86/88/104/105	94	28	14	1
	77	33	7	7	0
	79/106	31	7	7	2
	81	18	2	3	0
	87	18	3	2	0
	90	13	4	1	0
	92/100	39	12	6	1
	94	21	6	0	0
	97	21	8	4	0
	98	25	5	7	1
	101	10	3	2	0
	103	11	2	3	0
Greece		2,122	579	345	27
Hamlin	1/6	27	5	7	0
	2/5	31	6	6	0

LIEUTENANT GOVERNOR
 DEMOCRATIC PRIMARY
 DETAIL

LEGISLATIVE DISTRICT OR TOWN	ELECTION DISTRICT	TOTAL VOTERS	DENNIS MEHIEL	CHARLES G. KING	SCATTER
			3B	4B	
Hamlin	3/7	31	6	9	0
	4	13	4	3	0
	8	15	5	2	0
	9	13	9	1	0
	10	6	0	1	0
	11	6	2	1	0
Hamlin		142	37	30	0
Henrietta	1/26/27/31	81	17	11	0
	2/19/20	44	17	7	0
	3/30	52	17	1	0
	4/5/32	87	24	17	0
	6/15	50	15	5	0
	7/22	72	29	14	0
	8/18	71	21	17	0
	9/14/24/33	100	37	19	0
	10/12/17/25	111	46	23	0
	11/16/23/34	101	40	15	0
	13/29	73	37	8	0
	21/28	46	14	6	0
Henrietta		888	314	143	0
Irondequoit	1	34	7	6	0
	2/9/40	62	20	6	0
	3	49	10	9	0
	4/46	49	18	6	0
	5/19/52	89	30	16	0
	6/7/16/22	95	27	20	1
	8/10/20/47/51/62	104	36	22	0
	11/34/41/61	84	37	16	0
	12/23/29/35/43	85	38	18	0
	13	27	13	3	0
	14/28	53	22	8	0
	15/30/49	69	19	11	1
	17/32/58	69	22	8	0
	18/71/72	28	9	4	0
	21/64/70	50	19	10	0
	24	29	11	4	1
	25/33/44/59/60	108	42	26	1
	26/54/57/65/67	98	35	19	0
	27/42/63	47	17	7	0
	31	20	8	3	0
	36/50/66/69	75	29	7	0
	37	30	6	3	0
	38/55/56	88	30	12	0
	39	20	6	7	0
	45/48/68	82	24	11	0

LIEUTENANT GOVERNOR
 DEMOCRATIC PRIMARY
 DETAIL

LEGISLATIVE DISTRICT OR TOWN	ELECTION DISTRICT	TOTAL VOTERS	DENNIS MEHIEL	CHARLES G. KING	SCATTER
			3B	4B	
Irondequoit	53	26	6	6	0
Irondequoit		1,570	541	268	4
Mendon	1/8	21	2	2	0
	2/4	54	17	14	0
	3/9	32	8	3	0
	5/6	35	6	7	0
	7	30	11	3	0
Mendon		172	44	29	0
Ogden	1/19	39	14	6	0
	2	30	8	5	2
	3	29	8	2	0
	4/18	26	9	5	0
	5	21	8	2	0
	6/10	46	8	4	0
	7/16/20	27	4	5	0
	8	9	2	1	0
	9/13	29	6	2	0
	11	15	5	5	0
	12	18	4	2	0
	14/15/17	56	13	9	0
Ogden		345	89	48	2
Parma	1/11	30	10	5	0
	2/8/12	59	16	7	1
	3/13	26	5	4	0
	4/5/6/7	53	13	6	0
	9/10	37	14	2	0
	14/15	27	3	6	1
Parma		232	61	30	2
Penfield	1	7	3	0	0
	2	31	6	5	0
	3	8	3	2	0
	4/14	56	14	8	0
	5/17	43	15	7	0
	6/34/38/40	59	14	12	0
	7/28	49	21	7	0
	8	56	18	11	0
	9	53	29	9	0
	10	22	13	5	0
	11/21	38	13	3	0
	12/33	31	10	12	0
	13/26	51	15	10	0
	15/19	47	20	5	0
	16	2	1	0	0

LIEUTENANT GOVERNOR
 DEMOCRATIC PRIMARY
 DETAIL

LEGISLATIVE DISTRICT OR TOWN	ELECTION DISTRICT	TOTAL VOTERS	DENNIS MEHIEL	CHARLES G. KING	SCATTER
			3B	4B	
Penfield	18/23/30/36	86	16	17	1
	20	21	9	4	0
	22	22	8	5	0
	24	32	10	4	0
	25	25	4	6	1
	27	25	11	6	0
	29	29	6	3	0
	31/35	50	23	5	2
	32	28	13	3	0
	37	22	4	3	0
	39	6	2	0	0
			<u>899</u>	<u>301</u>	<u>152</u>
Penfield					
Perinton	1/39/45	55	15	8	0
	2	20	8	3	0
	3/32/35	67	18	11	0
	4	35	12	2	1
	5	9	2	2	0
	6/25	56	15	11	0
	7	18	3	8	0
	8/27/33/53	73	28	17	1
	9/43	70	21	16	2
	10/11	44	18	5	0
	12/16/22	43	11	8	0
	13/55	31	16	6	0
	14	26	10	5	0
	15/31/48	55	26	10	0
	17/44	53	21	14	0
	18	38	10	11	0
	19/23	38	17	10	0
	20/40	51	14	8	2
	21/29/41	55	18	12	0
	24/47	56	21	18	0
	26	22	8	8	0
	28/49/51	50	16	12	0
	30/37	46	12	10	0
	34/38/54/57	74	29	10	0
	36/42	31	10	10	0
	46	19	2	3	0
	50	39	16	9	0
	52	17	6	4	0
	56	12	1	7	0
		<u>1,203</u>	<u>404</u>	<u>258</u>	<u>6</u>
Perinton					
Pittsford	1/2	52	16	6	0
	3	44	9	7	0
	4/16	38	8	13	0

LIEUTENANT GOVERNOR
 DEMOCRATIC PRIMARY
 DETAIL

LEGISLATIVE DISTRICT OR TOWN	ELECTION DISTRICT	TOTAL VOTERS	DENNIS MEHIEL	CHARLES G. KING	SCATTER
			3B	4B	
Pittsford	5	21	8	5	0
	6/9	58	18	11	0
	7/17/26	68	24	9	2
	8	21	9	8	0
	10/22/33	54	18	8	0
	11	31	6	5	0
	12/21	37	13	7	0
	13/20/32	73	27	11	0
	14/15/23	45	13	11	0
	18/28	58	29	8	0
	19/29	44	16	11	1
	24/25	33	15	8	0
	27/31	26	9	7	0
	30	16	7	4	0
Pittsford		719	245	139	3
Riga	1/6	34	9	4	0
	2/3	39	13	7	0
	4/5	38	11	10	0
Riga		111	33	21	0
Rush	1/2/3/4	90	27	15	1
Rush		90	27	15	1
Sweden	1	21	6	6	0
	2/3/4/11	82	41	12	1
	5	10	9	1	0
	6/9	41	18	8	0
	7	36	19	5	0
	8/10	36	14	6	0
	12	12	2	3	0
Sweden		238	109	41	1
Webster	1	32	9	7	0
	2/4/38	91	37	13	0
	3/36	52	13	10	1
	5/19	54	20	6	0
	6/11/39/43	87	24	13	0
	7/15/22/37	92	28	12	2
	8/13/18	55	16	16	0
	9	33	9	5	1
	10/17/28/41	60	13	9	2
	12	34	12	5	0
	14	29	10	7	0
	16/26/31	58	17	11	0
	20/42	41	9	10	0
	21/35	44	12	3	1

LIEUTENANT GOVERNOR
 DEMOCRATIC PRIMARY
 DETAIL

LEGISLATIVE DISTRICT OR TOWN	ELECTION DISTRICT	TOTAL VOTERS	DENNIS MEHIEL	CHARLES G. KING	SCATTER
			3B	4B	
Webster	23/34	20	10	3	0
	24	29	7	3	2
	25	29	8	6	0
	27/40	42	15	4	0
	29	28	14	2	0
	30	31	6	7	1
	32/33	36	11	6	0
Webster		977	300	158	10
Wheatland	1	31	6	10	0
	2	27	16	2	0
	3	39	14	3	0
	4	22	11	6	0
	5	24	3	6	1
Wheatland		143	50	27	1
TOWNS		13,103	4,364	2,258	82
GRAND TOTAL:		23,060	9,272	4,047	104

COMPTROLLER
DEMOCRATIC PRIMARY
SUMMARY

LEGISLATIVE DISTRICT OR TOWN	TOTAL VOTERS	ALAN G. HEVESI	WILLIAM J. MULROW	SCATTER
		6B	7B	
Leg. Dist. 06	172	42	54	0
Leg. Dist. 07	138	48	31	0
Leg. Dist. 21	1,194	355	470	0
Leg. Dist. 22	886	263	346	0
Leg. Dist. 23	1,099	366	441	0
Leg. Dist. 24	710	240	292	0
Leg. Dist. 25	1,675	501	639	0
Leg. Dist. 26	590	154	234	0
Leg. Dist. 27	1,867	557	741	0
Leg. Dist. 28	672	197	264	0
Leg. Dist. 29	954	301	346	0
CITY	9,957	3,024	3,858	0
Brighton	1,583	683	459	0
Chili	747	191	199	0
Clarkson	100	31	16	0
East Rochester	125	35	33	0
Gates	697	173	194	0
Greece	2,122	501	591	1
Hamlin	142	36	34	0
Henrietta	888	249	259	0
Irondequoit	1,570	440	484	2
Mendon	172	50	44	1
Ogden	345	76	95	0
Parma	232	50	66	0
Penfield	899	299	230	0
Perinton	1,203	359	390	0
Pittsford	719	263	181	0
Riga	111	30	33	0
Rush	90	19	27	0
Sweden	238	91	64	0
Webster	977	273	256	3
Wheatland	143	51	33	0
TOWNS	13,103	3,900	3,688	7
GRAND TOTAL:	23,060	6,924	7,546	7

COMPTROLLER
DEMOCRATIC PRIMARY
DETAIL

LEGISLATIVE DISTRICT OR TOWN	ELECTION DISTRICT	TOTAL VOTERS	ALAN G. HEVESI	WILLIAM J. MULROW	SCATTER
			6B	7B	
Leg. Dist. 06	1 /4/5	96	23	30	0
	2 /3	48	12	9	0
	6	28	7	15	0
Leg. Dist. 06		172	42	54	0
Leg. Dist. 07	1	38	11	12	0
	2	53	23	11	0
	3	47	14	8	0
Leg. Dist. 07		138	48	31	0
Leg. Dist. 21	1 /24	97	28	31	0
	2 /10	91	31	45	0
	3 /4/15	87	22	30	0
	5 /16/23/32	86	23	32	0
	6	40	17	13	0
	7	36	13	17	0
	8 /17/19/21/28	113	36	54	0
	9	29	14	8	0
	11 /22-1/29-17	91	17	38	0
	12	35	5	20	0
	13 /23-15/23-23	60	21	24	0
	14	71	23	22	0
	18	58	17	23	0
	20 /33/23-13	71	23	32	0
	22	57	14	20	0
	25 /27	77	20	29	0
	26	41	12	16	0
	29	25	9	7	0
	30 /31/34	29	10	9	0
Leg. Dist. 21		1,194	355	470	0
Leg. Dist. 22	2 /13	55	17	25	0
	3	56	23	18	0
	4 /16/19	55	25	14	0
	5	54	11	23	0
	6	66	13	27	0
	7	31	6	13	0
	8 /22	86	26	25	0
	9	19	7	9	0
	10 /17	61	24	19	0
	11 /21	105	27	44	0
	12 /23	80	34	30	0
	14 /15	127	27	63	0
	18	36	13	16	0
	20	37	4	17	0
	24	18	6	3	0
Leg. Dist. 22		886	263	346	0

COMPTROLLER
DEMOCRATIC PRIMARY
DETAIL

LEGISLATIVE DISTRICT OR TOWN	ELECTION DISTRICT	TOTAL VOTERS	ALAN G. HEVESI	WILLIAM J. MULROW	SCATTER
			6B	7B	
Leg. Dist. 23	1	17	4	9	0
	2 /3/11	130	47	50	0
	4 /12/22	181	58	80	0
	5 /7	98	30	45	0
	6 /9/10/20	152	57	58	0
	8 /14	71	20	29	0
	16 /24-16	63	22	18	0
	17 /18/19/27	133	38	49	0
	21	34	11	16	0
	24	51	22	17	0
	25 /26	169	57	70	0
Leg. Dist. 23		1,099	366	441	0
Leg. Dist. 24	1 /13	100	37	39	0
	2 /3	96	21	47	0
	4 /10	86	23	44	0
	5	61	26	12	0
	6	28	10	12	0
	7	33	12	15	0
	8 /9	65	25	29	0
	11 /12	80	29	36	0
	14 /15	143	47	55	0
	17	18	10	3	0
Leg. Dist. 24		710	240	292	0
Leg. Dist. 25	1	59	20	17	0
	2	90	24	38	0
	3	170	49	74	0
	4	31	9	10	0
	5 /10	178	56	58	0
	6	77	23	27	0
	7	98	26	39	0
	8 /27-9	191	42	87	0
	9 /11	132	53	49	0
	12	44	12	18	0
	13	97	20	45	0
	14 /24	66	19	25	0
	15 /27-18	119	37	38	0
	16 /23/27-24	7	0	5	0
	17	60	19	20	0
	18	95	32	36	0
	19	2	0	1	0
	20	101	37	30	0
	21	22	6	11	0
	22	36	17	11	0
Leg. Dist. 25		1,675	501	639	0
Leg. Dist. 26					

COMPTROLLER
DEMOCRATIC PRIMARY
DETAIL

LEGISLATIVE DISTRICT OR TOWN	ELECTION DISTRICT	TOTAL VOTERS	ALAN G. HEVESI	WILLIAM J. MULROW	SCATTER
			6B	7B	
Leg. Dist. 26	1	34	11	14	0
	2 /28-10	36	12	13	0
	3 /4/5/11	118	28	52	0
	6 /7/8	86	19	29	0
	9 /14	64	12	29	0
	10 /15	90	31	26	0
	12 /13/28-19/28-21	103	25	50	0
	16	29	6	11	0
	17 /29-18	30	10	10	0
Leg. Dist. 26		590	154	234	0
Leg. Dist. 27	1 /2	138	35	64	0
	3 /25/29/30	97	24	52	0
	4 /5	238	63	103	0
	6 /17	122	33	49	0
	7 /10	147	43	50	0
	8	66	16	28	0
	11 /26	69	20	28	0
	12	97	33	32	0
	13 /21	152	56	50	0
	14	77	31	22	0
	15	103	30	38	0
	16	107	22	47	0
	19 /23	173	49	74	0
	20	76	29	25	0
	22	88	32	36	0
	27	58	20	23	0
	28	59	21	20	0
Leg. Dist. 27		1,867	557	741	0
Leg. Dist. 28	1 /5/16/20	98	26	36	0
	2 /3	65	18	35	0
	4	48	17	15	0
	6 /9	75	15	29	0
	7 /17	52	13	16	0
	8 /15	83	24	31	0
	11 /13/25	75	20	32	0
	12	26	6	17	0
	14 /22	60	25	21	0
	18	40	15	17	0
	23 /24	50	18	15	0
Leg. Dist. 28		672	197	264	0
Leg. Dist. 29	1 /2/20	93	29	35	0
	3 /8	52	20	19	0
	4	28	10	8	0
	5 /9/10	116	36	48	0

COMPTROLLER
DEMOCRATIC PRIMARY
DETAIL

LEGISLATIVE DISTRICT OR TOWN	ELECTION DISTRICT	TOTAL VOTERS	ALAN G. HEVESI	WILLIAM J. MULROW	SCATTER
			6B	7B	
Leg. Dist. 29	6 /11/14	103	26	46	0
	7 /15/26	77	19	27	0
	12 /27	61	17	22	0
	13	58	12	23	0
	16 /19	41	16	12	0
	21	43	14	17	0
	22	54	20	15	0
	23	91	40	25	0
	24	47	16	20	0
	25	90	26	29	0
	Leg. Dist. 29		<u>954</u>	<u>301</u>	<u>346</u>
CITY		9,957	3,024	3,858	0
Brighton	1 /13/23/31	138	69	39	0
	2 /26/44	61	21	20	0
	3	44	19	14	0
	4 /25	87	36	27	0
	5 /9/27	83	36	32	0
	6	39	15	9	0
	7 /24	67	19	34	0
	8 /16	57	31	7	0
	10 /21	63	25	14	0
	11 /15/18/34	119	34	48	0
	12	39	26	9	0
	14 /30	111	45	25	0
	17	42	26	5	0
	19	26	19	6	0
	20 /35/40/46	133	53	47	0
	22 /32/33	124	56	27	0
	28	52	27	16	0
	29 /39	58	23	17	0
	36 /45	56	22	16	0
	37 /42	48	20	12	0
	38	42	18	8	0
41 /43	94	43	27	0	
Brighton		<u>1,583</u>	<u>683</u>	<u>459</u>	<u>0</u>
Chili	1 /19/27	82	20	21	0
	2	25	8	4	0
	3	40	11	14	0
	4 /18/26	65	15	13	0
	5	15	3	4	0
	6 /9	29	4	13	0
	7 /15	38	9	9	0
	8	22	6	5	0
	10	8	2	2	0

COMPTROLLER
DEMOCRATIC PRIMARY
DETAIL

LEGISLATIVE DISTRICT OR TOWN	ELECTION DISTRICT	TOTAL VOTERS	ALAN G. HEVESI	WILLIAM J. MULROW	SCATTER
			6B	7B	
Chili	11 /12	44	8	6	0
	13 /21	39	8	9	0
	14 /24	48	14	10	0
	16	25	6	7	0
	17	62	17	14	0
	20 /25/28	96	28	34	0
	22	47	17	15	0
	23 /29	38	8	13	0
	30	24	7	6	0
	31	0	0	0	0
Chili		<u>747</u>	<u>191</u>	<u>199</u>	<u>0</u>
Clarkson	1 /2/6	43	15	11	0
	3 /4/5	57	16	5	0
Clarkson		<u>100</u>	<u>31</u>	<u>16</u>	<u>0</u>
East Rochester	1 /4/5	51	11	14	0
	2 /3/6/7	74	24	19	0
East Rochester		<u>125</u>	<u>35</u>	<u>33</u>	<u>0</u>
Gates	1 /11/12/32/36	72	18	24	0
	2 /4/20/25	84	12	21	0
	3 /15/27/30	83	17	26	0
	5 /23/24	62	15	18	0
	6 /10/22	43	18	7	0
	7 /8/19/28	83	23	16	0
	9 /33	48	16	15	0
	13 /17/29	74	18	28	0
	14 /16/21/31	64	19	16	0
	18 /26/34/35	84	17	23	0
Gates		<u>697</u>	<u>173</u>	<u>194</u>	<u>0</u>
Greece	1 /74	46	9	11	0
	2	11	1	7	0
	3 /85	43	8	11	0
	4 /75/96	48	9	9	0
	5 /8/9/20	77	14	19	0
	6	21	6	8	0
	7 /22/63	55	11	14	0
	10 /11/25	68	15	21	0
	12 /46	28	10	8	0
	13 /51	31	9	6	0
	14 /83	30	9	9	0
	15 /71	32	6	11	0
	16 /76	24	6	4	0
	17 /93	52	14	13	0
	18 /69	43	11	16	0

COMPTROLLER
DEMOCRATIC PRIMARY
DETAIL

LEGISLATIVE DISTRICT OR TOWN	ELECTION DISTRICT	TOTAL VOTERS	ALAN G. HEVESI	WILLIAM J. MULROW	SCATTER
			6B	7B	
Greece	19	9	0	6	0
	21 /30	42	9	11	0
	23	25	9	4	0
	24 /27	38	12	9	0
	26	16	7	1	0
	28 /45/70/91	81	21	14	0
	29 /66	35	8	13	0
	31 /47	36	9	12	0
	32 /59/61	88	21	31	0
	33 /57	43	11	13	0
	34	31	7	11	0
	35 /82/84	67	23	12	0
	36 /42	59	14	11	0
	37 /39	32	12	7	0
	38	30	7	11	0
	40	28	5	12	0
	41 /78	49	10	18	0
	43	18	2	4	0
	44 /89/99	57	12	11	1
	48	18	7	2	0
	49 /55	29	6	11	0
	50 /56	45	15	11	0
	52 /73	44	13	10	0
	53 /62	44	9	13	0
	54	11	4	2	0
	58 /102	40	8	9	0
	60 /95	48	10	18	0
	64 /80	36	3	7	0
	65	36	7	10	0
	67	20	4	3	0
	68	24	7	8	0
	72 /86/88/104/105	94	20	25	0
	77	33	8	16	0
	79 /106	31	11	7	0
	81	18	4	3	0
	87	18	3	8	0
	90	13	1	5	0
	92 /100	39	7	13	0
	94	21	2	7	0
	97	21	7	6	0
	98	25	2	13	0
	101	10	4	1	0
	103	11	2	5	0
Greece		2,122	501	591	1
Hamlin	1 /6	27	7	7	0
	2 /5	31	6	5	0

COMPTROLLER
DEMOCRATIC PRIMARY
DETAIL

LEGISLATIVE DISTRICT OR TOWN	ELECTION DISTRICT	TOTAL VOTERS	ALAN G. HEVESI	WILLIAM J. MULROW	SCATTER
			6B	7B	
Hamlin	3 /7	31	9	5	0
	4	13	1	6	0
	8	15	4	4	0
	9	13	7	4	0
	10	6	0	1	0
	11	6	2	2	0
Hamlin		142	36	34	0
Henrietta	1 /26/27/31	81	16	16	0
	2 /19/20	44	9	16	0
	3 /30	52	15	11	0
	4 /5/32	87	26	24	0
	6 /15	50	15	8	0
	7 /22	72	20	25	0
	8 /18	71	25	20	0
	9 /14/24/33	100	31	33	0
	10 /12/17/25	111	32	39	0
	11 /16/23/34	101	26	32	0
	13 /29	73	20	26	0
	21 /28	46	14	9	0
Henrietta		888	249	259	0
Irondequoit	1	34	9	6	0
	2 /9/40	62	13	19	0
	3	49	9	14	0
	4 /46	49	10	14	0
	5 /19/52	89	30	26	0
	6 /7/16/22	95	30	24	1
	8 /10/20/47/51/62	104	27	37	0
	11 /34/41/61	84	24	28	0
	12 /23/29/35/43	85	31	31	0
	13	27	8	9	0
	14 /28	53	9	23	0
	15 /30/49	69	18	19	0
	17 /32/58	69	15	19	0
	18 /71/72	28	8	7	0
	21 /64/70	50	18	13	0
	24	29	11	6	0
	25 /33/44/59/60	108	30	45	0
	26 /54/57/65/67	98	29	33	0
	27 /42/63	47	13	15	0
	31	20	10	5	0
	36 /50/66/69	75	30	20	0
	37	30	2	8	0
	38 /55/56	88	26	26	0
39	20	6	6	0	
45 /48/68	82	20	21	1	

COMPTROLLER
DEMOCRATIC PRIMARY
DETAIL

LEGISLATIVE DISTRICT OR TOWN	ELECTION DISTRICT	TOTAL VOTERS	ALAN G. HEVESI	WILLIAM J. MULROW	SCATTER
			6B	7B	
Irondequoit	53	26	4	10	0
Irondequoit		1,570	440	484	2
Mendon	1 /8	21	4	1	0
	2 /4	54	13	19	0
	3 /9	32	8	8	0
	5 /6	35	11	11	0
	7	30	14	5	1
Mendon		172	50	44	1
Ogden	1 /19	39	10	14	0
	2	30	8	7	0
	3	29	8	9	0
	4 /18	26	8	7	0
	5	21	2	11	0
	6 /10	46	7	5	0
	7 /16/20	27	4	6	0
	8	9	1	2	0
	9 /13	29	5	7	0
	11	15	5	7	0
	12	18	4	6	0
	14 /15/17	56	14	14	0
Ogden		345	76	95	0
Parma	1 /11	30	5	11	0
	2 /8/12	59	14	14	0
	3 /13	26	5	8	0
	4 /5/6/7	53	10	13	0
	9 /10	37	8	15	0
	14 /15	27	8	5	0
Parma		232	50	66	0
Penfield	1	7	3	1	0
	2	31	12	5	0
	3	8	3	2	0
	4 /14	56	12	16	0
	5 /17	43	14	11	0
	6 /34/38/40	59	15	14	0
	7 /28	49	19	13	0
	8	56	18	14	0
	9	53	23	17	0
	10	22	8	8	0
	11 /21	38	9	13	0
	12 /33	31	12	12	0
	13 /26	51	21	11	0
	15 /19	47	17	10	0
	16	2	0	2	0

COMPTROLLER
DEMOCRATIC PRIMARY
DETAIL

LEGISLATIVE DISTRICT OR TOWN	ELECTION DISTRICT	TOTAL VOTERS	ALAN G. HEVESI 6B	WILLIAM J. MULROW 7B	SCATTER
Penfield	18 /23/30/36	86	27	15	0
	20	21	11	3	0
	22	22	8	7	0
	24	32	5	10	0
	25	25	4	11	0
	27	25	11	6	0
	29	29	5	6	0
	31 /35	50	21	9	0
	32	28	13	9	0
	37	22	5	5	0
	39	6	3	0	0
Penfield		899	299	230	0
Perinton	1 /39/45	55	12	12	0
	2	20	7	5	0
	3 /32/35	67	15	24	0
	4	35	10	7	0
	5	9	1	4	0
	6 /25	56	16	13	0
	7	18	6	6	0
	8 /27/33/53	73	22	29	0
	9 /43	70	17	27	0
	10 /11	44	11	15	0
	12 /16/22	43	9	16	0
	13 /55	31	16	8	0
	14	26	10	10	0
	15 /31/48	55	12	22	0
	17 /44	53	15	24	0
	18	38	14	10	0
	19 /23	38	19	10	0
	20 /40	51	13	14	0
	21 /29/41	55	12	21	0
	24 /47	56	16	22	0
	26	22	9	9	0
	28 /49/51	50	14	19	0
	30 /37	46	13	14	0
	34 /38/54/57	74	30	17	0
	36 /42	31	12	9	0
	46	19	4	2	0
	50	39	13	10	0
	52	17	7	5	0
	56	12	4	6	0
Perinton		1,203	359	390	0
Pittsford	1 /2	52	14	10	0
	3	44	11	11	0
	4 /16	38	9	17	0

COMPTROLLER
DEMOCRATIC PRIMARY
DETAIL

LEGISLATIVE DISTRICT OR TOWN	ELECTION DISTRICT	TOTAL VOTERS	ALAN G. HEVESI	WILLIAM J. MULROW	SCATTER
			6B	7B	
Pittsford	5	21	7	6	0
	6 /9	58	24	11	0
	7 /17/26	68	28	16	0
	8	21	9	7	0
	10 /22/33	54	19	16	0
	11	31	8	5	0
	12 /21	37	13	8	0
	13 /20/32	73	28	20	0
	14 /15/23	45	17	10	0
	18 /28	58	25	13	0
	19 /29	44	17	10	0
	24 /25	33	19	7	0
	27 /31	26	8	9	0
	30	16	7	5	0
Pittsford		719	263	181	0
Riga	1 /6	34	5	8	0
	2 /3	39	18	9	0
	4 /5	38	7	16	0
Riga		111	30	33	0
Rush	1 /2/3/4	90	19	27	0
Rush		90	19	27	0
Sweden	1	21	6	6	0
	2 /3/4/11	82	34	24	0
	5	10	5	4	0
	6 /9	41	18	9	0
	7	36	12	11	0
	8 /10	36	11	9	0
	12	12	5	1	0
Sweden		238	91	64	0
Webster	1	32	12	6	0
	2 /4/38	91	27	30	0
	3 /36	52	15	10	0
	5 /19	54	19	10	0
	6 /11/39/43	87	26	21	0
	7 /15/22/37	92	19	33	1
	8 /13/18	55	21	20	0
	9	33	13	4	0
	10 /17/28/41	60	10	13	0
	12	34	7	11	0
	14	29	8	7	0
	16 /26/31	58	10	20	0
	20 /42	41	11	13	0
	21 /35	44	11	6	0

COMPTROLLER
DEMOCRATIC PRIMARY
DETAIL

LEGISLATIVE DISTRICT OR TOWN	ELECTION DISTRICT	TOTAL VOTERS	ALAN G. HEVESI	WILLIAM J. MULROW	SCATTER
			6B	7B	
Webster	23 /34	20	7	7	0
	24	29	4	9	2
	25	29	12	5	0
	27 /40	42	15	11	0
	29	28	11	5	0
	30	31	6	8	0
	32 /33	36	9	7	0
Webster		977	273	256	3
Wheatland	1	31	11	8	0
	2	27	13	5	0
	3	39	12	6	0
	4	22	9	8	0
	5	24	6	6	0
Wheatland		143	51	33	0
TOWNS		13,103	3,900	3,688	7
GRAND TOTAL:		23,060	6,924	7,546	7

GOVERNOR
INDEPENDENCE PRIMARY
SUMMARY

LEGISLATIVE DISTRICT OR TOWN	TOTAL VOTERS	GEORGE E. PATAKI	B. THOMAS GOLISANO	SCATTER
		1C	2C	
Leg. Dist. 06	172	2	10	0
Leg. Dist. 07	138	0	3	0
Leg. Dist. 21	1,194	2	38	1
Leg. Dist. 22	886	2	8	0
Leg. Dist. 23	1,099	3	45	0
Leg. Dist. 24	710	4	26	0
Leg. Dist. 25	1,675	4	19	0
Leg. Dist. 26	590	0	21	0
Leg. Dist. 27	1,867	1	19	0
Leg. Dist. 28	672	1	9	1
Leg. Dist. 29	954	2	23	0
CITY	9,957	21	221	2
Brighton	1,583	10	62	0
Chili	747	8	44	0
Clarkson	100	0	10	0
East Rochester	125	0	13	0
Gates	697	5	49	0
Greece	2,122	21	146	1
Hamlin	142	3	13	0
Henrietta	888	6	61	1
Irondequoit	1,570	10	109	1
Mendon	172	1	13	0
Ogden	345	3	23	0
Parma	232	2	21	0
Penfield	899	2	69	0
Perinton	1,203	14	88	1
Pittsford	719	2	54	0
Riga	111	3	8	0
Rush	90	0	3	0
Sweden	238	1	21	0
Webster	977	11	73	2
Wheatland	143	1	11	0
TOWNS	13,103	103	891	6
GRAND TOTAL:	23,060	124	1,112	8

GOVERNOR
INDEPENDENCE PRIMARY
DETAIL

LEGISLATIVE DISTRICT OR TOWN	ELECTION DISTRICT	TOTAL VOTERS	GEORGE E. PATAKI 1C	B. THOMAS GOLISANO 2C	SCATTER
Leg. Dist. 06					
	1/4/5	96	1	4	0
	2/3	48	1	5	0
	6	28	0	1	0
Leg. Dist. 06		172	2	10	0
Leg. Dist. 07					
	1	38	0	2	0
	2	53	0	1	0
	3	47	0	0	0
Leg. Dist. 07		138	0	3	0
Leg. Dist. 21					
	1/24	97	0	7	0
	2/10	91	0	2	0
	3/4/15	87	0	2	0
	5/16/23/32	86	0	4	0
	6	40	0	0	0
	7	36	0	1	0
	8/17/19/21/28	113	0	1	0
	9	29	0	3	0
	11/22-1/29-17	91	0	2	0
	12	35	0	1	0
	13/23-15/23-23	60	1	1	0
	14	71	0	3	1
	18	58	0	0	0
	20/33/23-13	71	0	1	0
	22	57	0	4	0
	25/27	77	0	3	0
	26	41	0	2	0
	29	25	0	0	0
	30/31/34	29	1	1	0
Leg. Dist. 21		1,194	2	38	1
Leg. Dist. 22					
	2/13	55	1	1	0
	3	56	0	0	0
	4/16/19	55	0	1	0
	5	54	0	1	0
	6	66	0	0	0
	7	31	0	0	0
	8/22	86	0	1	0
	9	19	0	0	0
	10/17	61	0	0	0
	11/21	105	0	2	0
	12/23	80	0	0	0
	14/15	127	1	1	0
	18	36	0	0	0
	20	37	0	0	0
	24	18	0	1	0
Leg. Dist. 22		886	2	8	0

GOVERNOR
INDEPENDENCE PRIMARY
DETAIL

LEGISLATIVE DISTRICT OR TOWN	ELECTION DISTRICT	TOTAL VOTERS	GEORGE E. PATAKI 1C	B. THOMAS GOLISANO 2C	SCATTER
Leg. Dist. 23	1	17	0	0	0
	2/3/11	130	0	1	0
	4/12/22	181	0	5	0
	5/7	98	0	8	0
	6/9/10/20	152	0	7	0
	8/14	71	1	6	0
	16/24-16	63	1	3	0
	17/18/19/27	133	0	5	0
	21	34	0	0	0
	24	51	1	2	0
	25/26	169	0	8	0
Leg. Dist. 23		1,099	3	45	0
Leg. Dist. 24	1/13	100	0	1	0
	2/3	96	0	3	0
	4/10	86	1	7	0
	5	61	2	3	0
	6	28	0	1	0
	7	33	0	0	0
	8/9	65	0	1	0
	11/12	80	0	3	0
	14/15	143	1	7	0
	17	18	0	0	0
Leg. Dist. 24		710	4	26	0
Leg. Dist. 25	1	59	0	0	0
	2	90	0	0	0
	3	170	1	2	0
	4	31	0	4	0
	5/10	178	0	0	0
	6	77	0	1	0
	7	98	0	0	0
	8/27-9	191	0	0	0
	9/11	132	0	1	0
	12	44	0	2	0
	13	97	0	0	0
	14/24	66	1	1	0
	15/27-18	119	0	2	0
	16/23/27-24	7	0	0	0
	17	60	0	0	0
	18	95	1	4	0
	19	2	0	1	0
	20	101	1	1	0
	21	22	0	0	0
	22	36	0	0	0
Leg. Dist. 25		1,675	4	19	0
Leg. Dist. 26					

GOVERNOR
INDEPENDENCE PRIMARY
DETAIL

LEGISLATIVE DISTRICT OR TOWN	ELECTION DISTRICT	TOTAL VOTERS	GEORGE E. PATAKI 1C	B. THOMAS GOLISANO 2C	SCATTER
Leg. Dist. 26	1	34	0	0	0
	2/28-10	36	0	2	0
	3/4/5/11	118	0	4	0
	6/7/8	86	0	2	0
	9/14	64	0	2	0
	10/15	90	0	6	0
	12/13/28-19/28-21	103	0	4	0
	16	29	0	1	0
	17/29-18	30	0	0	0
Leg. Dist. 26		590	0	21	0
Leg. Dist. 27	1/2	138	0	2	0
	3/25/29/30	97	0	1	0
	4/5	238	0	2	0
	6/17	122	0	1	0
	7/10	147	0	2	0
	8	66	0	0	0
	11/26	69	0	1	0
	12	97	0	1	0
	13/21	152	1	1	0
	14	77	0	1	0
	15	103	0	0	0
	16	107	0	2	0
	19/23	173	0	0	0
	20	76	0	0	0
	22	88	0	2	0
	27	58	0	2	0
	28	59	0	1	0
Leg. Dist. 27		1,867	1	19	0
Leg. Dist. 28	1/5/16/20	98	1	1	0
	2/3	65	0	0	0
	4	48	0	2	0
	6/9	75	0	1	0
	7/17	52	0	1	0
	8/15	83	0	0	0
	11/13/25	75	0	0	1
	12	26	0	0	0
	14/22	60	0	4	0
	18	40	0	0	0
	23/24	50	0	0	0
Leg. Dist. 28		672	1	9	1
Leg. Dist. 29	1/2/20	93	0	1	0
	3/8	52	0	0	0
	4	28	0	2	0
	5/9/10	116	0	2	0

GOVERNOR
INDEPENDENCE PRIMARY
DETAIL

LEGISLATIVE DISTRICT OR TOWN	ELECTION DISTRICT	TOTAL VOTERS	GEORGE E. PATAKI	B. THOMAS GOLISANO	SCATTER
			1C	2C	
Leg. Dist. 29					
	6/11/14	103	0	5	0
	7/15/26	77	0	2	0
	12/27	61	0	2	0
	13	58	0	0	0
	16/19	41	0	0	0
	21	43	0	3	0
	22	54	1	0	0
	23	91	1	2	0
	24	47	0	0	0
	25	90	0	4	0
Leg. Dist. 29		<u>954</u>	<u>2</u>	<u>23</u>	<u>0</u>
CITY		9,957	21	221	2
Brighton					
	1/13/23/31	138	0	4	0
	2/26/44	61	2	6	0
	3	44	0	3	0
	4/25	87	0	0	0
	5/9/27	83	0	1	0
	6	39	0	4	0
	7/24	67	0	2	0
	8/16	57	0	2	0
	10/21	63	0	4	0
	11/15/18/34	119	1	8	0
	12	39	0	0	0
	14/30	111	2	4	0
	17	42	0	0	0
	19	26	0	0	0
	20/35/40/46	133	2	2	0
	22/32/33	124	0	1	0
	28	52	1	1	0
	29/39	58	0	5	0
	36/45	56	1	5	0
	37/42	48	1	1	0
	38	42	0	3	0
	41/43	94	0	6	0
Brighton		<u>1,583</u>	<u>10</u>	<u>62</u>	<u>0</u>
Chili					
	1/19/27	82	2	8	0
	2	25	0	2	0
	3	40	0	2	0
	4/18/26	65	3	2	0
	5	15	1	0	0
	6/9	29	1	1	0
	7/15	38	0	3	0
	8	22	0	0	0
	10	8	0	1	0

GOVERNOR
INDEPENDENCE PRIMARY
DETAIL

LEGISLATIVE DISTRICT OR TOWN	ELECTION DISTRICT	TOTAL VOTERS	GEORGE E. PATAKI 1C	B. THOMAS GOLISANO 2C	SCATTER
Chili	11/12	44	0	0	0
	13/21	39	0	0	0
	14/24	48	0	6	0
	16	25	0	1	0
	17	62	0	6	0
	20/25/28	96	0	4	0
	22	47	0	0	0
	23/29	38	1	3	0
	30	24	0	5	0
	31	0	0	0	0
Chili		747	8	44	0
Clarkson	1/2/6	43	0	2	0
	3/4/5	57	0	8	0
Clarkson		100	0	10	0
East Rochester	1/4/5	51	0	8	0
	2/3/6/7	74	0	5	0
East Rochester		125	0	13	0
Gates	1/11/12/32/36	72	0	5	0
	2/4/20/25	84	1	10	0
	3/15/27/30	83	1	4	0
	5/23/24	62	0	5	0
	6/10/22	43	0	2	0
	7/8/19/28	83	0	10	0
	9/33	48	1	4	0
	13/17/29	74	0	2	0
	14/16/21/31	64	1	3	0
	18/26/34/35	84	1	4	0
Gates		697	5	49	0
Greece	1/74	46	0	7	0
	2	11	0	0	0
	3/85	43	0	2	0
	4/75/96	48	0	4	0
	5/8/9/20	77	1	4	0
	6	21	0	3	0
	7/22/63	55	1	3	0
	10/11/25	68	0	6	0
	12/46	28	0	1	0
	13/51	31	1	0	0
	14/83	30	0	3	0
	15/71	32	0	2	0
	16/76	24	1	3	0
	17/93	52	1	1	0
	18/69	43	0	1	0

GOVERNOR
INDEPENDENCE PRIMARY
DETAIL

LEGISLATIVE DISTRICT OR TOWN	ELECTION DISTRICT	TOTAL VOTERS	GEORGE E. PATAKI 1C	B. THOMAS GOLISANO 2C	SCATTER
Greece	19	9	0	1	0
	21/30	42	1	1	0
	23	25	1	0	0
	24/27	38	0	2	0
	26	16	0	0	0
	28/45/70/91	81	2	8	0
	29/66	35	0	1	0
	31/47	36	0	3	0
	32/59/61	88	0	3	1
	33/57	43	1	1	0
	34	31	0	1	0
	35/82/84	67	2	5	0
	36/42	59	0	10	0
	37/39	32	0	1	0
	38	30	1	1	0
	40	28	0	5	0
	41/78	49	0	4	0
	43	18	0	4	0
	44/89/99	57	1	5	0
	48	18	2	0	0
	49/55	29	0	2	0
	50/56	45	0	1	0
	52/73	44	0	1	0
	53/62	44	0	1	0
	54	11	0	0	0
	58/102	40	0	6	0
	60/95	48	1	1	0
	64/80	36	1	1	0
	65	36	0	3	0
	67	20	0	3	0
	68	24	0	1	0
	72/86/88/104/105	94	0	12	0
	77	33	1	0	0
	79/106	31	0	1	0
	81	18	2	1	0
	87	18	0	1	0
	90	13	0	1	0
	92/100	39	0	3	0
	94	21	0	3	0
	97	21	0	2	0
	98	25	0	3	0
	101	10	0	2	0
	103	11	0	1	0
Greece		2,122	21	146	1
Hamlin	1/6	27	1	2	0
	2/5	31	0	5	0

GOVERNOR
INDEPENDENCE PRIMARY
DETAIL

LEGISLATIVE DISTRICT OR TOWN	ELECTION DISTRICT	TOTAL VOTERS	GEORGE E. PATAKI	B. THOMAS GOLISANO	SCATTER
			1C	2C	
Hamlin	3/7	31	0	2	0
	4	13	0	1	0
	8	15	2	1	0
	9	13	0	1	0
	10	6	0	1	0
	11	6	0	0	0
Hamlin		142	3	13	0
Henrietta	1/26/27/31	81	0	4	0
	2/19/20	44	0	3	0
	3/30	52	0	5	0
	4/5/32	87	1	10	0
	6/15	50	0	3	1
	7/22	72	0	2	0
	8/18	71	2	5	0
	9/14/24/33	100	1	3	0
	10/12/17/25	111	1	11	0
	11/16/23/34	101	1	9	0
	13/29	73	0	2	0
21/28	46	0	4	0	
Henrietta		888	6	61	1
Irondequoit	1	34	1	0	0
	2/9/40	62	0	6	0
	3	49	1	1	0
	4/46	49	1	6	0
	5/19/52	89	0	7	0
	6/7/16/22	95	0	2	0
	8/10/20/47/51/62	104	1	6	0
	11/34/41/61	84	1	6	0
	12/23/29/35/43	85	0	6	0
	13	27	0	4	0
	14/28	53	0	3	0
	15/30/49	69	2	6	0
	17/32/58	69	0	6	0
	18/71/72	28	0	0	0
	21/64/70	50	0	8	0
	24	29	0	1	0
	25/33/44/59/60	108	2	6	0
	26/54/57/65/67	98	0	3	0
	27/42/63	47	0	4	0
	31	20	0	1	0
	36/50/66/69	75	0	5	0
	37	30	0	4	1
	38/55/56	88	0	7	0
39	20	0	1	0	
45/48/68	82	1	10	0	

GOVERNOR
INDEPENDENCE PRIMARY
DETAIL

LEGISLATIVE DISTRICT OR TOWN	ELECTION DISTRICT	TOTAL VOTERS	GEORGE E. PATAKI 1C	B. THOMAS GOLISANO 2C	SCATTER
Irondequoit	53	26	0	0	0
Irondequoit		1,570	10	109	1
Mendon	1/8	21	0	1	0
	2/4	54	1	8	0
	3/9	32	0	2	0
	5/6	35	0	1	0
	7	30	0	1	0
Mendon		172	1	13	0
Ogden	1/19	39	0	5	0
	2	30	1	4	0
	3	29	0	3	0
	4/18	26	0	3	0
	5	21	0	0	0
	6/10	46	1	2	0
	7/16/20	27	1	2	0
	8	9	0	0	0
	9/13	29	0	2	0
	11	15	0	1	0
	12	18	0	0	0
	14/15/17	56	0	1	0
Ogden		345	3	23	0
Parma	1/11	30	1	2	0
	2/8/12	59	1	5	0
	3/13	26	0	6	0
	4/5/6/7	53	0	4	0
	9/10	37	0	3	0
	14/15	27	0	1	0
Parma		232	2	21	0
Penfield	1	7	0	2	0
	2	31	0	3	0
	3	8	0	1	0
	4/14	56	0	4	0
	5/17	43	0	3	0
	6/34/38/40	59	0	7	0
	7/28	49	0	3	0
	8	56	0	2	0
	9	53	0	7	0
	10	22	0	0	0
	11/21	38	0	2	0
	12/33	31	0	3	0
	13/26	51	0	1	0
	15/19	47	0	2	0
	16	2	0	0	0

GOVERNOR
INDEPENDENCE PRIMARY
DETAIL

LEGISLATIVE DISTRICT OR TOWN	ELECTION DISTRICT	TOTAL VOTERS	GEORGE E. PATAKI 1C	B. THOMAS GOLISANO 2C	SCATTER	
Penfield	18/23/30/36	86	0	12	0	
	20	21	0	1	0	
	22	22	0	0	0	
	24	32	2	2	0	
	25	25	0	0	0	
	27	25	0	1	0	
	29	29	0	2	0	
	31/35	50	0	7	0	
	32	28	0	2	0	
	37	22	0	1	0	
	39	6	0	1	0	
	Penfield		899	2	69	0
	Perinton	1/39/45	55	1	9	0
2		20	3	0	0	
3/32/35		67	0	4	0	
4		35	1	2	1	
5		9	0	0	0	
6/25		56	1	3	0	
7		18	0	2	0	
8/27/33/53		73	0	5	0	
9/43		70	1	3	0	
10/11		44	0	4	0	
12/16/22		43	1	3	0	
13/55		31	0	1	0	
14		26	0	0	0	
15/31/48		55	1	2	0	
17/44		53	2	5	0	
18		38	0	1	0	
19/23		38	0	2	0	
20/40		51	0	8	0	
21/29/41		55	0	1	0	
24/47		56	0	4	0	
26		22	0	0	0	
28/49/51		50	0	4	0	
30/37		46	0	5	0	
34/38/54/57		74	2	10	0	
36/42		31	0	4	0	
46		19	0	1	0	
50		39	0	2	0	
52		17	1	2	0	
56		12	0	1	0	
Perinton			1,203	14	88	1
Pittsford		1/2	52	0	4	0
		3	44	0	5	0
	4/16	38	0	0	0	

GOVERNOR
INDEPENDENCE PRIMARY
DETAIL

LEGISLATIVE DISTRICT OR TOWN	ELECTION DISTRICT	TOTAL VOTERS	GEORGE E. PATAKI	B. THOMAS GOLISANO	SCATTER
			1C	2C	
Pittsford	5	21	0	1	0
	6/9	58	0	4	0
	7/17/26	68	0	5	0
	8	21	0	0	0
	10/22/33	54	1	6	0
	11	31	0	4	0
	12/21	37	0	4	0
	13/20/32	73	0	6	0
	14/15/23	45	1	4	0
	18/28	58	0	4	0
	19/29	44	0	3	0
	24/25	33	0	0	0
	27/31	26	0	3	0
	30	16	0	1	0
	Pittsford		719	2	54
Riga	1/6	34	2	5	0
	2/3	39	0	2	0
	4/5	38	1	1	0
Riga		111	3	8	0
Rush	1/2/3/4	90	0	3	0
Rush		90	0	3	0
Sweden	1	21	1	3	0
	2/3/4/11	82	0	5	0
	5	10	0	0	0
	6/9	41	0	5	0
	7	36	0	2	0
	8/10	36	0	5	0
	12	12	0	1	0
Sweden		238	1	21	0
Webster	1	32	2	2	0
	2/4/38	91	3	6	2
	3/36	52	1	5	0
	5/19	54	0	5	0
	6/11/39/43	87	0	5	0
	7/15/22/37	92	0	6	0
	8/13/18	55	1	3	0
	9	33	0	2	0
	10/17/28/41	60	0	11	0
	12	34	0	3	0
	14	29	0	2	0
	16/26/31	58	0	1	0
	20/42	41	1	3	0
	21/35	44	1	5	0

GOVERNOR
INDEPENDENCE PRIMARY
DETAIL

LEGISLATIVE DISTRICT OR TOWN	ELECTION DISTRICT	TOTAL VOTERS	GEORGE E. PATAKI	B. THOMAS GOLISANO	SCATTER
			1C	2C	
Webster					
	23/34	20	0	1	0
	24	29	0	2	0
	25	29	1	3	0
	27/40	42	0	3	0
	29	28	1	1	0
	30	31	0	3	0
	32/33	36	0	1	0
Webster		<u>977</u>	<u>11</u>	<u>73</u>	<u>2</u>
Wheatland					
	1	31	1	3	0
	2	27	0	3	0
	3	39	0	2	0
	4	22	0	2	0
	5	24	0	1	0
Wheatland		<u>143</u>	<u>1</u>	<u>11</u>	<u>0</u>
TOWNS		<u>13,103</u>	<u>103</u>	<u>891</u>	<u>6</u>
GRAND TOTAL:		<u><u>23,060</u></u>	<u><u>124</u></u>	<u><u>1,112</u></u>	<u><u>8</u></u>

LIEUTENANT GOVERNOR
INDEPENDENCE PRIMARY
SUMMARY

LEGISLATIVE DISTRICT OR TOWN	TOTAL VOTERS	MARY O. DONOHUE	WILLIAM J. NEILD	SCATTER
		3C	4C	
Leg. Dist. 06	172	3	7	0
Leg. Dist. 07	138	2	0	0
Leg. Dist. 21	1,194	11	18	0
Leg. Dist. 22	886	1	3	0
Leg. Dist. 23	1,099	13	19	0
Leg. Dist. 24	710	5	17	0
Leg. Dist. 25	1,675	8	11	0
Leg. Dist. 26	590	9	8	0
Leg. Dist. 27	1,867	3	3	0
Leg. Dist. 28	672	3	3	0
Leg. Dist. 29	954	9	7	0
CITY	9,957	67	96	0
Brighton	1,583	13	33	0
Chili	747	13	25	0
Clarkson	100	3	6	0
East Rochester	125	3	3	1
Gates	697	10	27	0
Greece	2,122	43	61	1
Hamlin	142	6	8	0
Henrietta	888	8	30	0
Irondequoit	1,570	32	46	0
Mendon	172	4	6	0
Ogden	345	10	7	0
Parma	232	6	8	0
Penfield	899	18	30	0
Perinton	1,203	22	47	0
Pittsford	719	14	22	1
Riga	111	1	6	0
Rush	90	0	1	0
Sweden	238	2	9	0
Webster	977	18	40	0
Wheatland	143	2	7	0
TOWNS	13,103	228	422	3
GRAND TOTAL:	23,060	295	518	3

LIEUTENANT GOVERNOR
INDEPENDENCE PRIMARY
DETAIL

LEGISLATIVE DISTRICT OR TOWN	ELECTION DISTRICT	TOTAL VOTERS	MARY O. DONOHUE	WILLIAM J. NEILD	SCATTER
			3C	4C	
Leg. Dist. 06	1 /4/5	96	3	1	0
	2 /3	48	0	5	0
	6	28	0	1	0
Leg. Dist. 06		172	3	7	0
Leg. Dist. 07	1	38	1	0	0
	2	53	0	0	0
	3	47	1	0	0
Leg. Dist. 07		138	2	0	0
Leg. Dist. 21	1 /24	97	1	4	0
	2 /10	91	1	1	0
	3 /4/15	87	1	0	0
	5 /16/23/32	86	1	2	0
	6	40	0	0	0
	7	36	0	0	0
	8 /17/19/21/28	113	1	0	0
	9	29	1	1	0
	11 /22-1/29-17	91	0	1	0
	12	35	0	1	0
	13 /23-15/23-23	60	1	0	0
	14	71	1	1	0
	18	58	0	0	0
	20 /33/23-13	71	0	1	0
	22	57	1	2	0
	25 /27	77	0	2	0
	26	41	1	1	0
	29	25	0	0	0
	30 /31/34	29	1	1	0
Leg. Dist. 21		1,194	11	18	0
Leg. Dist. 22	2 /13	55	1	0	0
	3	56	0	0	0
	4 /16/19	55	0	0	0
	5	54	0	0	0
	6	66	0	0	0
	7	31	0	0	0
	8 /22	86	0	1	0
	9	19	0	0	0
	10 /17	61	0	0	0
	11 /21	105	0	1	0
	12 /23	80	0	0	0
	14 /15	127	0	1	0
	18	36	0	0	0
	20	37	0	0	0
	24	18	0	0	0
Leg. Dist. 22		886	1	3	0
Leg. Dist. 23					

LIEUTENANT GOVERNOR
INDEPENDENCE PRIMARY
DETAIL

LEGISLATIVE DISTRICT OR TOWN	ELECTION DISTRICT	TOTAL VOTERS	MARY O. DONOHUE	WILLIAM J. NEILD	SCATTER
			3C	4C	
Leg. Dist. 23	1	17	0	0	0
	2 /3/11	130	0	1	0
	4 /12/22	181	1	3	0
	5 /7	98	2	3	0
	6 /9/10/20	152	2	1	0
	8 /14	71	2	2	0
	16 /24-16	63	2	0	0
	17 /18/19/27	133	1	4	0
	21	34	0	0	0
	24	51	2	0	0
	25 /26	169	1	5	0
Leg. Dist. 23		1,099	13	19	0
Leg. Dist. 24	1 /13	100	0	0	0
	2 /3	96	0	2	0
	4 /10	86	2	4	0
	5	61	0	4	0
	6	28	0	0	0
	7	33	0	0	0
	8 /9	65	0	1	0
	11 /12	80	0	1	0
	14 /15	143	2	5	0
	17	18	1	0	0
Leg. Dist. 24		710	5	17	0
Leg. Dist. 25	1	59	0	0	0
	2	90	0	0	0
	3	170	1	1	0
	4	31	2	2	0
	5 /10	178	0	1	0
	6	77	0	0	0
	7	98	0	1	0
	8 /27-9	191	0	0	0
	9 /11	132	0	0	0
	12	44	1	1	0
	13	97	0	0	0
	14 /24	66	0	2	0
	15 /27-18	119	0	0	0
	16 /23/27-24	7	0	0	0
	17	60	0	0	0
	18	95	4	0	0
	19	2	0	1	0
	20	101	0	2	0
	21	22	0	0	0
	22	36	0	0	0
Leg. Dist. 25		1,675	8	11	0
Leg. Dist. 26	1	34	0	0	0

LIEUTENANT GOVERNOR
INDEPENDENCE PRIMARY
DETAIL

LEGISLATIVE DISTRICT OR TOWN	ELECTION DISTRICT	TOTAL VOTERS	MARY O. DONOHUE 3C	WILLIAM J. NEILD 4C	SCATTER
Leg. Dist. 26	2 /28-10	36	1	1	0
	3 /4/5/11	118	2	1	0
	6 /7/8	86	1	1	0
	9 /14	64	2	0	0
	10 /15	90	2	3	0
	12 /13/28-19/28-21	103	1	2	0
	16	29	0	0	0
	17 /29-18	30	0	0	0
Leg. Dist. 26		590	9	8	0
Leg. Dist. 27	1 /2	138	0	1	0
	3 /25/29/30	97	0	0	0
	4 /5	238	0	0	0
	6 /17	122	0	0	0
	7 /10	147	0	0	0
	8	66	0	0	0
	11 /26	69	0	0	0
	12	97	1	0	0
	13 /21	152	0	1	0
	14	77	0	1	0
	15	103	0	0	0
	16	107	0	0	0
	19 /23	173	0	0	0
	20	76	0	0	0
	22	88	1	0	0
	27	58	0	0	0
	28	59	1	0	0
Leg. Dist. 27		1,867	3	3	0
Leg. Dist. 28	1 /5/16/20	98	1	0	0
	2 /3	65	0	0	0
	4	48	0	1	0
	6 /9	75	0	1	0
	7 /17	52	0	0	0
	8 /15	83	0	0	0
	11 /13/25	75	0	0	0
	12	26	0	0	0
	14 /22	60	2	1	0
	18	40	0	0	0
	23 /24	50	0	0	0
Leg. Dist. 28		672	3	3	0
Leg. Dist. 29	1 /2/20	93	0	0	0
	3 /8	52	0	0	0
	4	28	0	0	0
	5 /9/10	116	1	0	0
	6 /11/14	103	2	3	0
	7 /15/26	77	2	0	0

LIEUTENANT GOVERNOR
INDEPENDENCE PRIMARY
DETAIL

LEGISLATIVE DISTRICT OR TOWN	ELECTION DISTRICT	TOTAL VOTERS	MARY O. DONOHUE 3C	WILLIAM J. NEILD 4C	SCATTER
Leg. Dist. 29	12 /27	61	1	0	0
	13	58	0	0	0
	16 /19	41	0	1	0
	21	43	0	2	0
	22	54	1	0	0
	23	91	1	0	0
	24	47	0	0	0
	25	90	1	1	0
Leg. Dist. 29		954	9	7	0
CITY		9,957	67	96	0
Brighton	1 /13/23/31	138	0	4	0
	2 /26/44	61	1	3	0
	3	44	1	1	0
	4 /25	87	0	0	0
	5 /9/27	83	0	1	0
	6	39	1	2	0
	7 /24	67	0	1	0
	8 /16	57	1	0	0
	10 /21	63	0	2	0
	11 /15/18/34	119	2	4	0
	12	39	0	0	0
	14 /30	111	1	3	0
	17	42	1	0	0
	19	26	0	0	0
	20 /35/40/46	133	2	0	0
	22 /32/33	124	0	0	0
	28	52	1	1	0
	29 /39	58	1	1	0
	36 /45	56	0	3	0
	37 /42	48	1	1	0
	38	42	0	1	0
	41 /43	94	0	5	0
Brighton		1,583	13	33	0
Chili	1 /19/27	82	3	5	0
	2	25	1	1	0
	3	40	0	1	0
	4 /18/26	65	2	2	0
	5	15	0	0	0
	6 /9	29	1	0	0
	7 /15	38	0	2	0
	8	22	0	0	0
	10	8	0	1	0
	11 /12	44	0	0	0
	13 /21	39	0	0	0
	14 /24	48	2	2	0

LIEUTENANT GOVERNOR
INDEPENDENCE PRIMARY
DETAIL

LEGISLATIVE DISTRICT OR TOWN	ELECTION DISTRICT	TOTAL VOTERS	MARY O. DONOHUE	WILLIAM J. NEILD	SCATTER
			3C	4C	
Chili	16	25	0	0	0
	17	62	2	2	0
	20 /25/28	96	0	3	0
	22	47	0	0	0
	23 /29	38	1	2	0
	30	24	1	4	0
	31	0	0	0	0
Chili		747	13	25	0
Clarkson	1 /2/6	43	0	2	0
	3 /4/5	57	3	4	0
Clarkson		100	3	6	0
East Rochester	1 /4/5	51	2	2	0
	2 /3/6/7	74	1	1	1
East Rochester		125	3	3	1
Gates	1 /11/12/32/36	72	1	2	0
	2 /4/20/25	84	3	6	0
	3 /15/27/30	83	0	3	0
	5 /23/24	62	2	2	0
	6 /10/22	43	1	1	0
	7 /8/19/28	83	2	5	0
	9 /33	48	0	2	0
	13 /17/29	74	0	1	0
	14 /16/21/31	64	1	2	0
	18 /26/34/35	84	0	3	0
Gates		697	10	27	0
Greece	1 /74	46	2	0	0
	2	11	0	0	0
	3 /85	43	0	0	0
	4 /75/96	48	0	3	0
	5 /8/9/20	77	1	3	0
	6	21	0	2	0
	7 /22/63	55	2	1	0
	10 /11/25	68	1	3	0
	12 /46	28	1	0	0
	13 /51	31	1	0	0
	14 /83	30	0	2	0
	15 /71	32	0	1	0
	16 /76	24	4	0	0
	17 /93	52	0	1	0
	18 /69	43	1	0	0
	19	9	0	1	0
21 /30	42	1	0	0	
23	25	1	0	0	
24 /27	38	0	0	0	

LIEUTENANT GOVERNOR
INDEPENDENCE PRIMARY
DETAIL

LEGISLATIVE DISTRICT OR TOWN	ELECTION DISTRICT	TOTAL VOTERS	MARY O. DONOHUE	WILLIAM J. NEILD	SCATTER
			3C	4C	
Greece	26	16	0	0	0
	28 /45/70/91	81	3	3	0
	29 /66	35	0	0	0
	31 /47	36	1	1	0
	32 /59/61	88	1	1	1
	33 /57	43	0	0	0
	34	31	0	1	0
	35 /82/84	67	2	4	0
	36 /42	59	1	6	0
	37 /39	32	0	1	0
	38	30	0	0	0
	40	28	0	0	0
	41 /78	49	1	2	0
	43	18	0	2	0
	44 /89/99	57	1	2	0
	48	18	2	0	0
	49 /55	29	0	1	0
	50 /56	45	0	0	0
	52 /73	44	1	0	0
	53 /62	44	0	0	0
	54	11	0	0	0
	58 /102	40	1	1	0
	60 /95	48	2	0	0
	64 /80	36	1	0	0
	65	36	1	1	0
	67	20	1	2	0
	68	24	1	0	0
	72 /86/88/104/105	94	3	7	0
	77	33	1	0	0
	79 /106	31	0	0	0
	81	18	2	0	0
	87	18	0	1	0
	90	13	0	1	0
	92 /100	39	1	1	0
	94	21	0	3	0
	97	21	0	1	0
	98	25	0	1	0
	101	10	1	0	0
	103	11	0	1	0
Greece		2,122	43	61	1
Hamlin	1 /6	27	2	1	0
	2 /5	31	0	3	0
	3 /7	31	0	2	0
	4	13	1	0	0
	8	15	3	1	0
	9	13	0	0	0
	10	6	0	1	0

LIEUTENANT GOVERNOR
INDEPENDENCE PRIMARY
DETAIL

LEGISLATIVE DISTRICT OR TOWN	ELECTION DISTRICT	TOTAL VOTERS	MARY O. DONOHUE 3C	WILLIAM J. NEILD 4C	SCATTER
Hamlin	11	6	0	0	0
Hamlin		142	6	8	0
Henrietta	1 /26/27/31	81	0	2	0
	2 /19/20	44	0	1	0
	3 /30	52	0	1	0
	4 /5/32	87	3	5	0
	6 /15	50	1	1	0
	7 /22	72	0	1	0
	8 /18	71	1	0	0
	9 /14/24/33	100	1	1	0
	10 /12/17/25	111	1	6	0
	11 /16/23/34	101	1	7	0
	13 /29	73	0	1	0
	21 /28	46	0	4	0
Henrietta		888	8	30	0
Irondequoit	1	34	0	1	0
	2 /9/40	62	1	2	0
	3	49	0	1	0
	4 /46	49	3	1	0
	5 /19/52	89	1	2	0
	6 /7/16/22	95	0	2	0
	8 /10/20/47/51/62	104	3	3	0
	11 /34/41/61	84	3	3	0
	12 /23/29/35/43	85	1	3	0
	13	27	1	2	0
	14 /28	53	1	1	0
	15 /30/49	69	4	4	0
	17 /32/58	69	0	4	0
	18 /71/72	28	0	0	0
	21 /64/70	50	4	1	0
	24	29	0	0	0
	25 /33/44/59/60	108	2	2	0
	26 /54/57/65/67	98	2	1	0
	27 /42/63	47	1	3	0
	31	20	0	1	0
	36 /50/66/69	75	1	1	0
	37	30	0	0	0
	38 /55/56	88	1	4	0
	39	20	1	0	0
	45 /48/68	82	2	4	0
	53	26	0	0	0
Irondequoit		1,570	32	46	0
Mendon	1 /8	21	0	1	0
	2 /4	54	4	4	0
	3 /9	32	0	0	0

LIEUTENANT GOVERNOR
INDEPENDENCE PRIMARY
DETAIL

LEGISLATIVE DISTRICT OR TOWN	ELECTION DISTRICT	TOTAL VOTERS	MARY O. DONOHUE 3C	WILLIAM J. NEILD 4C	SCATTER
Mendon	5 /6	35	0	1	0
	7	30	0	0	0
		<u>172</u>	<u>4</u>	<u>6</u>	<u>0</u>
Mendon					
Ogden	1 /19	39	1	2	0
	2	30	3	2	0
	3	29	2	0	0
	4 /18	26	1	1	0
	5	21	0	0	0
	6 /10	46	2	0	0
	7 /16/20	27	1	0	0
	8	9	0	0	0
	9 /13	29	0	1	0
	11	15	0	0	0
	12	18	0	0	0
	14 /15/17	56	0	1	0
		<u>345</u>	<u>10</u>	<u>7</u>	<u>0</u>
Ogden					
Parma	1 /11	30	1	1	0
	2 /8/12	59	1	1	0
	3 /13	26	2	2	0
	4 /5/6/7	53	1	2	0
	9 /10	37	1	1	0
	14 /15	27	0	1	0
		<u>232</u>	<u>6</u>	<u>8</u>	<u>0</u>
Parma					
Penfield	1	7	0	1	0
	2	31	0	1	0
	3	8	1	0	0
	4 /14	56	0	3	0
	5 /17	43	1	2	0
	6 /34/38/40	59	0	6	0
	7 /28	49	1	1	0
	8	56	1	1	0
	9	53	3	2	0
	10	22	0	0	0
	11 /21	38	1	0	0
	12 /33	31	0	2	0
	13 /26	51	1	0	0
	15 /19	47	0	1	0
	16	2	0	0	0
	18 /23/30/36	86	2	4	0
	20	21	1	0	0
	22	22	0	0	0
	24	32	2	1	0
	25	25	1	0	0
	27	25	0	1	0
	29	29	0	1	0

LIEUTENANT GOVERNOR
INDEPENDENCE PRIMARY
DETAIL

LEGISLATIVE DISTRICT OR TOWN	ELECTION DISTRICT	TOTAL VOTERS	MARY O. DONOHUE	WILLIAM J. NEILD	SCATTER
			3C	4C	
Penfield	31 /35	50	2	2	0
	32	28	1	0	0
	37	22	0	0	0
	39	6	0	1	0
Penfield		899	18	30	0
Perinton	1 /39/45	55	4	2	0
	2	20	0	0	0
	3 /32/35	67	0	3	0
	4	35	1	2	0
	5	9	0	0	0
	6 /25	56	2	1	0
	7	18	0	1	0
	8 /27/33/53	73	0	5	0
	9 /43	70	1	3	0
	10 /11	44	0	2	0
	12 /16/22	43	1	3	0
	13 /55	31	1	0	0
	14	26	0	0	0
	15 /31/48	55	0	2	0
	17 /44	53	1	3	0
	18	38	0	1	0
	19 /23	38	0	1	0
	20 /40	51	3	2	0
	21 /29/41	55	0	1	0
	24 /47	56	1	2	0
	26	22	0	0	0
	28 /49/51	50	0	4	0
	30 /37	46	1	1	0
	34 /38/54/57	74	3	5	0
	36 /42	31	1	1	0
	46	19	0	1	0
50	39	1	0	0	
52	17	1	1	0	
56	12	0	0	0	
Perinton		1,203	22	47	0
Pittsford	1 /2	52	0	2	0
	3	44	2	2	0
	4 /16	38	0	0	0
	5	21	0	0	0
	6 /9	58	1	2	0
	7 /17/26	68	2	2	0
	8	21	0	0	0
	10 /22/33	54	3	2	0
	11	31	1	3	0
	12 /21	37	0	0	0
	13 /20/32	73	3	2	1

LIEUTENANT GOVERNOR
INDEPENDENCE PRIMARY
DETAIL

LEGISLATIVE DISTRICT OR TOWN	ELECTION DISTRICT	TOTAL VOTERS	MARY O. DONOHUE	WILLIAM J. NEILD	SCATTER
			3C	4C	
Pittsford	14 /15/23	45	2	1	0
	18 /28	58	0	3	0
	19 /29	44	0	1	0
	24 /25	33	0	0	0
	27 /31	26	0	1	0
	30	16	0	1	0
			719	14	22
Pittsford					
Riga	1 /6	34	0	4	0
	2 /3	39	0	2	0
	4 /5	38	1	0	0
		111	1	6	0
Riga					
Rush	1 /2/3/4	90	0	1	0
Rush		90	0	1	0
Sweden	1	21	2	1	0
	2 /3/4/11	82	0	2	0
	5	10	0	0	0
	6 /9	41	0	2	0
	7	36	0	1	0
	8 /10	36	0	3	0
	12	12	0	0	0
		238	2	9	0
Sweden					
Webster	1	32	0	3	0
	2 /4/38	91	3	5	0
	3 /36	52	2	2	0
	5 /19	54	1	0	0
	6 /11/39/43	87	0	4	0
	7 /15/22/37	92	2	3	0
	8 /13/18	55	2	0	0
	9	33	2	0	0
	10 /17/28/41	60	2	5	0
	12	34	0	3	0
	14	29	0	1	0
	16 /26/31	58	0	1	0
	20 /42	41	2	0	0
	21 /35	44	1	4	0
	23 /34	20	0	1	0
	24	29	0	2	0
	25	29	0	2	0
	27 /40	42	0	0	0
	29	28	1	1	0
	30	31	0	2	0
	32 /33	36	0	1	0
		977	18	40	0
Webster					
Wheatland					

LIEUTENANT GOVERNOR
INDEPENDENCE PRIMARY
DETAIL

<u>LEGISLATIVE DISTRICT OR TOWN</u>	<u>ELECTION DISTRICT</u>	<u>TOTAL VOTERS</u>	MARY O. DONOHUE <u>3C</u>	WILLIAM J. NEILD <u>4C</u>	<u>SCATTER</u>
Wheatland	1	31	1	2	0
	2	27	0	2	0
	3	39	1	1	0
	4	22	0	2	0
	5	24	0	0	0
Wheatland		<u>143</u>	<u>2</u>	<u>7</u>	<u>0</u>
TOWNS		<u>13,103</u>	<u>228</u>	<u>422</u>	<u>3</u>
GRAND TOTAL:		<u><u>23,060</u></u>	<u><u>295</u></u>	<u><u>518</u></u>	<u><u>3</u></u>

GOVERNOR
CONSERVATIVE PRIMARY
SUMMARY

LEGISLATIVE DISTRICT OR TOWN	TOTAL VOTERS	GEORGE E. PATAKI	
		1D	SCATTER
Leg. Dist. 06	172	10	10
Leg. Dist. 07	138	2	3
Leg. Dist. 21	1,194	17	6
Leg. Dist. 22	886	3	0
Leg. Dist. 23	1,099	5	14
Leg. Dist. 24	710	12	6
Leg. Dist. 25	1,675	13	0
Leg. Dist. 26	590	23	19
Leg. Dist. 27	1,867	3	5
Leg. Dist. 28	672	12	9
Leg. Dist. 29	954	9	3
CITY	9,957	109	75
Brighton	1,583	34	22
Chili	747	57	64
Clarkson	100	5	7
East Rochester	125	0	8
Gates	697	35	34
Greece	2,122	147	132
Hamlin	142	14	9
Henrietta	888	61	53
Irondequoit	1,570	90	61
Mendon	172	19	8
Ogden	345	40	26
Parma	232	19	22
Penfield	899	42	39
Perinton	1,203	57	59
Pittsford	719	29	20
Riga	111	10	3
Rush	90	11	5
Sweden	238	9	4
Webster	977	46	49
Wheatland	143	7	3
TOWNS	13,103	732	628
GRAND TOTAL:	23,060	841	703

GOVERNOR
CONSERVATIVE PRIMARY
DETAIL

LEGISLATIVE DISTRICT OR TOWN	ELECTION DISTRICT	TOTAL VOTERS	GEORGE E. PATAKI	
			1D	SCATTER
Leg. Dist. 06				
	1/4/5	96	9	3
	2/3	48	1	6
	6	28	0	1
Leg. Dist. 06		172	10	10
Leg. Dist. 07				
	1	38	1	1
	2	53	1	1
	3	47	0	1
Leg. Dist. 07		138	2	3
Leg. Dist. 21				
	1/24	97	3	0
	2/10	91	1	1
	3/4/15	87	3	0
	5/16/23/32	86	1	0
	6	40	1	0
	7	36	0	1
	8/17/19/21/28	113	2	0
	9	29	0	0
	11/22-1/29-17	91	2	0
	12	35	0	0
	13/23-15/23-23	60	0	0
	14	71	0	3
	18	58	0	0
	20/33/23-13	71	2	1
	22	57	0	0
	25/27	77	0	0
	26	41	0	0
	29	25	0	0
	30/31/34	29	2	0
Leg. Dist. 21		1,194	17	6
Leg. Dist. 22				
	2/13	55	0	0
	3	56	0	0
	4/16/19	55	0	0
	5	54	0	0
	6	66	0	0
	7	31	0	0
	8/22	86	0	0
	9	19	0	0
	10/17	61	1	0
	11/21	105	2	0
	12/23	80	0	0
	14/15	127	0	0
	18	36	0	0
	20	37	0	0
	24	18	0	0
Leg. Dist. 22		886	3	0

GOVERNOR
CONSERVATIVE PRIMARY
DETAIL

LEGISLATIVE DISTRICT OR TOWN	ELECTION DISTRICT	TOTAL VOTERS	GEORGE E. PATAKI	
			1D	SCATTER
Leg. Dist. 23				
	1	17	0	0
	2/3/11	130	1	1
	4/12/22	181	0	3
	5/7	98	1	0
	6/9/10/20	152	0	1
	8/14	71	0	2
	16/24-16	63	0	0
	17/18/19/27	133	1	3
	21	34	0	2
	24	51	0	1
	25/26	169	2	1
Leg. Dist. 23		1,099	5	14
Leg. Dist. 24				
	1/13	100	3	2
	2/3	96	2	1
	4/10	86	0	0
	5	61	1	0
	6	28	0	1
	7	33	1	0
	8/9	65	2	0
	11/12	80	0	0
	14/15	143	3	1
	17	18	0	1
Leg. Dist. 24		710	12	6
Leg. Dist. 25				
	1	59	1	0
	2	90	0	0
	3	170	1	0
	4	31	0	0
	5/10	178	1	0
	6	77	2	0
	7	98	0	0
	8/27-9	191	0	0
	9/11	132	0	0
	12	44	2	0
	13	97	0	0
	14/24	66	1	0
	15/27-18	119	1	0
	16/23/27-24	7	0	0
	17	60	0	0
	18	95	2	0
	19	2	0	0
	20	101	2	0
	21	22	0	0
	22	36	0	0
Leg. Dist. 25		1,675	13	0
Leg. Dist. 26				

GOVERNOR
CONSERVATIVE PRIMARY
DETAIL

LEGISLATIVE DISTRICT OR TOWN	ELECTION DISTRICT	TOTAL VOTERS	GEORGE E. PATAKI	
			1D	SCATTER
Leg. Dist. 26	1	34	0	2
	2/28-10	36	4	0
	3/4/5/11	118	4	9
	6/7/8	86	3	1
	9/14	64	2	0
	10/15	90	3	4
	12/13/28-19/28-21	103	5	1
	16	29	1	2
	17/29-18	30	1	0
Leg. Dist. 26		590	23	19
Leg. Dist. 27	1/2	138	1	1
	3/25/29/30	97	0	0
	4/5	238	0	1
	6/17	122	0	0
	7/10	147	0	0
	8	66	0	0
	11/26	69	0	0
	12	97	0	0
	13/21	152	1	0
	14	77	0	0
	15	103	0	0
	16	107	0	0
	19/23	173	0	3
	20	76	0	0
	22	88	0	0
	27	58	0	0
	28	59	1	0
Leg. Dist. 27		1,867	3	5
Leg. Dist. 28	1/5/16/20	98	6	2
	2/3	65	0	0
	4	48	0	0
	6/9	75	1	1
	7/17	52	0	1
	8/15	83	1	0
	11/13/25	75	1	2
	12	26	1	1
	14/22	60	1	0
	18	40	0	1
	23/24	50	1	1
Leg. Dist. 28		672	12	9
Leg. Dist. 29	1/2/20	93	0	1
	3/8	52	0	0
	4	28	1	0
	5/9/10	116	2	1

GOVERNOR
CONSERVATIVE PRIMARY
DETAIL

LEGISLATIVE DISTRICT OR TOWN	ELECTION DISTRICT	TOTAL VOTERS	GEORGE E. PATAKI	
			1D	SCATTER
Leg. Dist. 29				
	6/11/14	103	2	1
	7/15/26	77	1	0
	12/27	61	1	0
	13	58	0	0
	16/19	41	1	0
	21	43	0	0
	22	54	0	0
	23	91	1	0
	24	47	0	0
	25	90	0	0
Leg. Dist. 29		<u>954</u>	<u>9</u>	<u>3</u>
CITY		9,957	109	75
Brighton				
	1/13/23/31	138	2	1
	2/26/44	61	1	1
	3	44	1	1
	4/25	87	1	1
	5/9/27	83	3	0
	6	39	2	0
	7/24	67	0	4
	8/16	57	0	1
	10/21	63	2	1
	11/15/18/34	119	3	4
	12	39	0	0
	14/30	111	2	1
	17	42	0	0
	19	26	0	0
	20/35/40/46	133	3	0
	22/32/33	124	7	3
	28	52	1	0
	29/39	58	0	1
	36/45	56	1	1
	37/42	48	1	0
	38	42	1	2
	41/43	94	3	0
Brighton		<u>1,583</u>	<u>34</u>	<u>22</u>
Chili				
	1/19/27	82	8	3
	2	25	3	2
	3	40	0	4
	4/18/26	65	7	8
	5	15	1	2
	6/9	29	3	3
	7/15	38	1	6
	8	22	1	2
	10	8	2	1

GOVERNOR
CONSERVATIVE PRIMARY
DETAIL

LEGISLATIVE DISTRICT OR TOWN	ELECTION DISTRICT	TOTAL VOTERS	GEORGE E. PATAKI	
			1D	SCATTER
Chili	11/12	44	4	7
	13/21	39	8	5
	14/24	48	4	5
	16	25	3	1
	17	62	5	2
	20/25/28	96	2	1
	22	47	4	1
	23/29	38	0	8
	30	24	1	3
	31	0	0	0
			<u>747</u>	<u>57</u>
Chili				
Clarkson	1/2/6	43	0	3
	3/4/5	57	5	4
		<u>100</u>	<u>5</u>	<u>7</u>
Clarkson				
East Rochester	1/4/5	51	0	3
	2/3/6/7	74	0	5
		<u>125</u>	<u>0</u>	<u>8</u>
East Rochester				
Gates	1/11/12/32/36	72	3	5
	2/4/20/25	84	5	4
	3/15/27/30	83	5	1
	5/23/24	62	4	3
	6/10/22	43	2	1
	7/8/19/28	83	1	10
	9/33	48	0	0
	13/17/29	74	1	4
	14/16/21/31	64	4	3
	18/26/34/35	84	10	3
			<u>697</u>	<u>35</u>
Gates				
Greece	1/74	46	8	4
	2	11	0	0
	3/85	43	3	4
	4/75/96	48	5	5
	5/8/9/20	77	6	3
	6	21	1	1
	7/22/63	55	3	2
	10/11/25	68	2	4
	12/46	28	2	1
	13/51	31	5	0
	14/83	30	3	2
	15/71	32	3	2
	16/76	24	0	2
	17/93	52	2	4
	18/69	43	1	2

GOVERNOR
CONSERVATIVE PRIMARY
DETAIL

LEGISLATIVE DISTRICT OR TOWN	ELECTION DISTRICT	TOTAL VOTERS	GEORGE E. PATAKI	
			1D	SCATTER
Greece	19	9	0	0
	21/30	42	3	3
	23	25	4	2
	24/27	38	5	1
	26	16	0	2
	28/45/70/91	81	8	4
	29/66	35	0	0
	31/47	36	3	1
	32/59/61	88	4	7
	33/57	43	6	1
	34	31	1	5
	35/82/84	67	4	6
	36/42	59	2	2
	37/39	32	0	1
	38	30	4	1
	40	28	1	0
	41/78	49	1	5
	43	18	5	2
	44/89/99	57	4	4
	48	18	4	1
	49/55	29	2	2
	50/56	45	1	0
	52/73	44	1	5
	53/62	44	4	1
	54	11	0	0
	58/102	40	1	3
	60/95	48	4	2
	64/80	36	4	4
	65	36	0	4
	67	20	2	5
	68	24	1	1
	72/86/88/104/105	94	6	4
	77	33	1	0
	79/106	31	2	6
	81	18	2	3
	87	18	0	2
	90	13	2	1
	92/100	39	1	3
	94	21	2	1
	97	21	3	0
	98	25	3	1
	101	10	2	0
	103	11	0	0
Greece		2,122	147	132
Hamlin	1/6	27	4	3
	2/5	31	3	1

GOVERNOR
CONSERVATIVE PRIMARY
DETAIL

LEGISLATIVE DISTRICT OR TOWN	ELECTION DISTRICT	TOTAL VOTERS	GEORGE E. PATAKI	
			1D	SCATTER
Hamlin	3/7	31	1	4
	4	13	2	0
	8	15	0	0
	9	13	0	0
	10	6	3	1
	11	6	1	0
Hamlin		142	14	9
Henrietta	1/26/27/31	81	12	14
	2/19/20	44	9	0
	3/30	52	3	4
	4/5/32	87	4	5
	6/15	50	3	6
	7/22	72	6	5
	8/18	71	3	3
	9/14/24/33	100	6	2
	10/12/17/25	111	3	4
	11/16/23/34	101	5	4
	13/29	73	2	2
	21/28	46	5	4
Henrietta		888	61	53
Irondequoit	1	34	5	1
	2/9/40	62	0	3
	3	49	5	0
	4/46	49	8	1
	5/19/52	89	3	3
	6/7/16/22	95	3	12
	8/10/20/47/51/62	104	7	5
	11/34/41/61	84	7	2
	12/23/29/35/43	85	3	2
	13	27	2	0
	14/28	53	4	3
	15/30/49	69	8	3
	17/32/58	69	2	0
	18/71/72	28	2	3
	21/64/70	50	1	0
	24	29	1	3
	25/33/44/59/60	108	2	3
	26/54/57/65/67	98	3	3
	27/42/63	47	4	3
	31	20	2	0
	36/50/66/69	75	0	1
	37	30	3	2
	38/55/56	88	8	2
	39	20	0	0
	45/48/68	82	7	4

GOVERNOR
CONSERVATIVE PRIMARY
DETAIL

<u>LEGISLATIVE DISTRICT OR TOWN</u>	<u>ELECTION DISTRICT</u>	<u>TOTAL VOTERS</u>	GEORGE E. PATAKI <u>1D</u>	<u>SCATTER</u>
Irondequoit	53	26	0	2
Irondequoit		1,570	90	61
Mendon	1/8	21	3	1
	2/4	54	3	1
	3/9	32	4	3
	5/6	35	5	0
	7	30	4	3
Mendon		172	19	8
Ogden	1/19	39	5	0
	2	30	3	0
	3	29	3	3
	4/18	26	3	4
	5	21	1	2
	6/10	46	9	3
	7/16/20	27	2	3
	8	9	3	0
	9/13	29	1	3
	11	15	0	1
	12	18	3	3
	14/15/17	56	7	4
Ogden		345	40	26
Parma	1/11	30	0	4
	2/8/12	59	5	2
	3/13	26	2	4
	4/5/6/7	53	9	1
	9/10	37	3	2
	14/15	27	0	9
Parma		232	19	22
Penfield	1	7	0	0
	2	31	1	3
	3	8	1	1
	4/14	56	3	4
	5/17	43	3	5
	6/34/38/40	59	6	3
	7/28	49	2	1
	8	56	0	4
	9	53	1	0
	10	22	1	0
	11/21	38	2	1
	12/33	31	3	0
	13/26	51	4	2
	15/19	47	2	0
	16	2	0	0

GOVERNOR
CONSERVATIVE PRIMARY
DETAIL

LEGISLATIVE DISTRICT OR TOWN	ELECTION DISTRICT	TOTAL VOTERS	GEORGE E. PATAKI		
			1D	SCATTER	
Penfield	18/23/30/36	86	2	3	
	20	21	4	0	
	22	22	1	1	
	24	32	0	2	
	25	25	1	0	
	27	25	0	1	
	29	29	3	2	
	31/35	50	0	1	
	32	28	0	2	
	37	22	1	3	
	39	6	1	0	
			899	42	39
	Penfield				
Perinton	1/39/45	55	8	4	
	2	20	2	1	
	3/32/35	67	2	6	
	4	35	2	2	
	5	9	1	1	
	6/25	56	4	3	
	7	18	1	2	
	8/27/33/53	73	4	2	
	9/43	70	2	6	
	10/11	44	0	7	
	12/16/22	43	1	1	
	13/55	31	2	2	
	14	26	1	0	
	15/31/48	55	5	0	
	17/44	53	0	0	
	18	38	1	2	
	19/23	38	1	0	
	20/40	51	5	5	
	21/29/41	55	2	4	
	24/47	56	3	3	
	26	22	0	1	
	28/49/51	50	3	1	
	30/37	46	1	2	
	34/38/54/57	74	1	1	
	36/42	31	0	0	
	46	19	2	2	
	50	39	2	1	
	52	17	0	0	
	56	12	1	0	
		1,203	57	59	
Perinton					
Pittsford	1/2	52	4	4	
	3	44	0	3	
	4/16	38	1	1	

GOVERNOR
CONSERVATIVE PRIMARY
DETAIL

LEGISLATIVE DISTRICT OR TOWN	ELECTION DISTRICT	TOTAL VOTERS	GEORGE E. PATAKI	
			1D	SCATTER
Pittsford	5	21	2	1
	6/9	58	3	3
	7/17/26	68	2	0
	8	21	1	0
	10/22/33	54	3	1
	11	31	3	1
	12/21	37	2	0
	13/20/32	73	1	0
	14/15/23	45	0	0
	18/28	58	2	0
	19/29	44	1	3
	24/25	33	1	1
	27/31	26	3	1
	30	16	0	1
Pittsford		719	29	20
Riga	1/6	34	3	2
	2/3	39	3	0
	4/5	38	4	1
Riga		111	10	3
Rush	1/2/3/4	90	11	5
Rush		90	11	5
Sweden	1	21	0	1
	2/3/4/11	82	5	0
	5	10	0	0
	6/9	41	0	2
	7	36	0	0
	8/10	36	1	1
	12	12	3	0
	Sweden		238	9
Webster	1	32	5	1
	2/4/38	91	1	1
	3/36	52	1	5
	5/19	54	3	6
	6/11/39/43	87	6	2
	7/15/22/37	92	3	6
	8/13/18	55	0	0
	9	33	1	1
	10/17/28/41	60	6	4
	12	34	2	0
	14	29	0	0
	16/26/31	58	6	2
	20/42	41	1	4
	21/35	44	1	5

GOVERNOR
CONSERVATIVE PRIMARY
DETAIL

LEGISLATIVE DISTRICT OR TOWN	ELECTION DISTRICT	TOTAL VOTERS	GEORGE E. PATAKI	
			1D	SCATTER
Webster				
	23/34	20	1	0
	24	29	0	3
	25	29	0	0
	27/40	42	2	5
	29	28	0	1
	30	31	0	2
	32/33	36	7	1
Webster		<u>977</u>	<u>46</u>	<u>49</u>
Wheatland				
	1	31	0	1
	2	27	0	0
	3	39	5	0
	4	22	0	1
	5	24	2	1
Wheatland		<u>143</u>	<u>7</u>	<u>3</u>
TOWNS		<u>13,103</u>	<u>732</u>	<u>628</u>
GRAND TOTAL:		<u><u>23,060</u></u>	<u><u>841</u></u>	<u><u>703</u></u>

COMPTROLLER
RIGHT TO LIFE PRIMARY
SUMMARY

LEGISLATIVE DISTRICT OR TOWN	TOTAL VOTERS	JOHN W. BERRY	GARIFALIA CHRISTEA	SCATTER
		6F	7F	
Leg. Dist. 06	172	1	0	0
Leg. Dist. 07	138	0	1	0
Leg. Dist. 21	1,194	1	2	0
Leg. Dist. 22	886	0	0	0
Leg. Dist. 23	1,099	1	2	0
Leg. Dist. 24	710	0	1	0
Leg. Dist. 25	1,675	1	1	0
Leg. Dist. 26	590	0	3	0
Leg. Dist. 27	1,867	0	0	0
Leg. Dist. 28	672	1	0	0
Leg. Dist. 29	954	1	2	0
CITY	9,957	6	12	0
Brighton	1,583	0	2	0
Chili	747	2	3	0
Clarkson	100	0	0	0
East Rochester	125	0	0	0
Gates	697	0	1	0
Greece	2,122	2	5	0
Hamlin	142	0	1	0
Henrietta	888	0	4	0
Irondequoit	1,570	2	5	0
Mendon	172	0	0	0
Ogden	345	3	3	0
Parma	232	0	0	0
Penfield	899	3	2	0
Perinton	1,203	3	3	0
Pittsford	719	0	2	0
Riga	111	0	0	0
Rush	90	0	0	1
Sweden	238	0	1	0
Webster	977	1	5	1
Wheatland	143	0	0	0
TOWNS	13,103	16	37	2
GRAND TOTAL:	23,060	22	49	2

COMPTROLLER
RIGHT TO LIFE PRIMARY
DETAIL

LEGISLATIVE DISTRICT OR TOWN	ELECTION DISTRICT	TOTAL VOTERS	JOHN W. BERRY	GARIFALIA CHRISTEA	SCATTER
			6F	7F	
Leg. Dist. 06					
	1 /4/5	96	1	0	0
	2 /3	48	0	0	0
	6	28	0	0	0
Leg. Dist. 06		172	1	0	0
Leg. Dist. 07					
	1	38	0	0	0
	2	53	0	1	0
	3	47	0	0	0
Leg. Dist. 07		138	0	1	0
Leg. Dist. 21					
	1 /24	97	0	1	0
	2 /10	91	0	0	0
	3 /4/15	87	0	0	0
	5 /16/23/32	86	0	0	0
	6	40	0	0	0
	7	36	0	0	0
	8 /17/19/21/28	113	0	0	0
	9	29	0	0	0
	11 /22-1/29-17	91	0	0	0
	12	35	0	0	0
	13 /23-15/23-23	60	0	0	0
	14	71	0	0	0
	18	58	0	0	0
	20 /33/23-13	71	0	0	0
	22	57	1	0	0
	25 /27	77	0	0	0
	26	41	0	1	0
	29	25	0	0	0
	30 /31/34	29	0	0	0
Leg. Dist. 21		1,194	1	2	0
Leg. Dist. 22					
	2 /13	55	0	0	0
	3	56	0	0	0
	4 /16/19	55	0	0	0
	5	54	0	0	0
	6	66	0	0	0
	7	31	0	0	0
	8 /22	86	0	0	0
	9	19	0	0	0
	10 /17	61	0	0	0
	11 /21	105	0	0	0
	12 /23	80	0	0	0

COMPTROLLER
RIGHT TO LIFE PRIMARY
DETAIL

LEGISLATIVE DISTRICT OR TOWN	ELECTION DISTRICT	TOTAL VOTERS	JOHN W. BERRY 6F	GARIFALIA CHRISTEA 7F	SCATTER
Leg. Dist. 22	14 /15	127	0	0	0
	18	36	0	0	0
	20	37	0	0	0
	24	18	0	0	0
Leg. Dist. 22		886	0	0	0
Leg. Dist. 23	1	17	0	0	0
	2 /3/11	130	0	0	0
	4 /12/22	181	0	1	0
	5 /7	98	0	0	0
	6 /9/10/20	152	0	1	0
	8 /14	71	0	0	0
	16 /24-16	63	1	0	0
	17 /18/19/27	133	0	0	0
	21	34	0	0	0
	24	51	0	0	0
	25 /26	169	0	0	0
Leg. Dist. 23		1,099	1	2	0
Leg. Dist. 24	1 /13	100	0	0	0
	2 /3	96	0	0	0
	4 /10	86	0	0	0
	5	61	0	0	0
	6	28	0	0	0
	7	33	0	0	0
	8 /9	65	0	0	0
	11 /12	80	0	0	0
	14 /15	143	0	1	0
	17	18	0	0	0
Leg. Dist. 24		710	0	1	0
Leg. Dist. 25	1	59	0	0	0
	2	90	0	0	0
	3	170	0	0	0
	4	31	0	0	0
	5 /10	178	0	0	0
	6	77	1	0	0
	7	98	0	0	0
	8 /27-9	191	0	0	0
	9 /11	132	0	0	0
	12	44	0	0	0
	13	97	0	0	0

COMPTROLLER
RIGHT TO LIFE PRIMARY
DETAIL

LEGISLATIVE DISTRICT OR TOWN	ELECTION DISTRICT	TOTAL VOTERS	JOHN W. BERRY 6F	GARIFALIA CHRISTEA 7F	SCATTER
Leg. Dist. 25	14 /24	66	0	0	0
	15 /27-18	119	0	0	0
	16 /23/27-24	7	0	0	0
	17	60	0	1	0
	18	95	0	0	0
	19	2	0	0	0
	20	101	0	0	0
	21	22	0	0	0
	22	36	0	0	0
Leg. Dist. 25		1,675	1	1	0
Leg. Dist. 26	1	34	0	1	0
	2 /28-10	36	0	0	0
	3 /4/5/11	118	0	0	0
	6 /7/8	86	0	0	0
	9 /14	64	0	1	0
	10 /15	90	0	0	0
	12 /13/28-19/28-21	103	0	1	0
	16	29	0	0	0
	17 /29-18	30	0	0	0
Leg. Dist. 26		590	0	3	0
Leg. Dist. 27	1 /2	138	0	0	0
	3 /25/29/30	97	0	0	0
	4 /5	238	0	0	0
	6 /17	122	0	0	0
	7 /10	147	0	0	0
	8	66	0	0	0
	11 /26	69	0	0	0
	12	97	0	0	0
	13 /21	152	0	0	0
	14	77	0	0	0
	15	103	0	0	0
	16	107	0	0	0
	19 /23	173	0	0	0
	20	76	0	0	0
	22	88	0	0	0
	27	58	0	0	0
	28	59	0	0	0
Leg. Dist. 27		1,867	0	0	0
Leg. Dist. 28	1 /5/16/20	98	0	0	0

COMPTROLLER
RIGHT TO LIFE PRIMARY
DETAIL

LEGISLATIVE DISTRICT OR TOWN	ELECTION DISTRICT	TOTAL VOTERS	JOHN W. BERRY	GARIFALIA CHRISTEA	SCATTER
			6F	7F	
Leg. Dist. 28					
	2 /3	65	0	0	0
	4	48	0	0	0
	6 /9	75	1	0	0
	7 /17	52	0	0	0
	8 /15	83	0	0	0
	11 /13/25	75	0	0	0
	12	26	0	0	0
	14 /22	60	0	0	0
	18	40	0	0	0
	23 /24	50	0	0	0
		<u>672</u>	<u>1</u>	<u>0</u>	<u>0</u>
Leg. Dist. 28					
Leg. Dist. 29					
	1 /2/20	93	0	0	0
	3 /8	52	0	0	0
	4	28	0	0	0
	5 /9/10	116	0	0	0
	6 /11/14	103	0	0	0
	7 /15/26	77	0	0	0
	12 /27	61	0	0	0
	13	58	0	0	0
	16 /19	41	0	0	0
	21	43	0	0	0
	22	54	0	0	0
	23	91	0	1	0
	24	47	0	0	0
	25	90	1	1	0
		<u>954</u>	<u>1</u>	<u>2</u>	<u>0</u>
Leg. Dist. 29					
CITY		9,957	6	12	0
Brighton					
	1 /13/23/31	138	0	0	0
	2 /26/44	61	0	0	0
	3	44	0	0	0
	4 /25	87	0	0	0
	5 /9/27	83	0	0	0
	6	39	0	1	0
	7 /24	67	0	0	0
	8 /16	57	0	0	0
	10 /21	63	0	0	0
	11 /15/18/34	119	0	0	0
	12	39	0	0	0
	14 /30	111	0	0	0
	17	42	0	1	0

COMPTROLLER
RIGHT TO LIFE PRIMARY
DETAIL

LEGISLATIVE DISTRICT OR TOWN	ELECTION DISTRICT	TOTAL VOTERS	JOHN W. BERRY 6F	GARIFALIA CHRISTEA 7F	SCATTER
Brighton	19	26	0	0	0
	20 /35/40/46	133	0	0	0
	22 /32/33	124	0	0	0
	28	52	0	0	0
	29 /39	58	0	0	0
	36 /45	56	0	0	0
	37 /42	48	0	0	0
	38	42	0	0	0
	41 /43	94	0	0	0
Brighton		1,583	0	2	0
Chili	1 /19/27	82	0	0	0
	2	25	0	0	0
	3	40	0	1	0
	4 /18/26	65	0	0	0
	5	15	0	0	0
	6 /9	29	0	0	0
	7 /15	38	0	0	0
	8	22	1	2	0
	10	8	0	0	0
	11 /12	44	0	0	0
	13 /21	39	0	0	0
	14 /24	48	0	0	0
	16	25	0	0	0
	17	62	1	0	0
	20 /25/28	96	0	0	0
	22	47	0	0	0
	23 /29	38	0	0	0
	30	24	0	0	0
	31	0	0	0	0
Chili		747	2	3	0
Clarkson	1 /2/6	43	0	0	0
	3 /4/5	57	0	0	0
Clarkson		100	0	0	0
East Rochester	1 /4/5	51	0	0	0
	2 /3/6/7	74	0	0	0
East Rochester		125	0	0	0
Gates	1 /11/12/32/36	72	0	0	0
	2 /4/20/25	84	0	0	0

COMPTROLLER
RIGHT TO LIFE PRIMARY
DETAIL

LEGISLATIVE DISTRICT OR TOWN	ELECTION DISTRICT	TOTAL VOTERS	JOHN W. BERRY 6F	GARIFALIA CHRISTEA 7F	SCATTER
Gates	3 /15/27/30	83	0	0	0
	5 /23/24	62	0	0	0
	6 /10/22	43	0	0	0
	7 /8/19/28	83	0	0	0
	9 /33	48	0	1	0
	13 /17/29	74	0	0	0
	14 /16/21/31	64	0	0	0
	18 /26/34/35	84	0	0	0
Gates		697	0	1	0
Greece	1 /74	46	0	0	0
	2	11	0	0	0
	3 /85	43	0	0	0
	4 /75/96	48	0	0	0
	5 /8/9/20	77	0	0	0
	6	21	0	0	0
	7 /22/63	55	0	0	0
	10 /11/25	68	0	1	0
	12 /46	28	0	0	0
	13 /51	31	0	0	0
	14 /83	30	0	0	0
	15 /71	32	0	0	0
	16 /76	24	0	1	0
	17 /93	52	0	0	0
	18 /69	43	0	0	0
	19	9	0	0	0
	21 /30	42	0	0	0
	23	25	0	0	0
	24 /27	38	0	0	0
	26	16	0	0	0
	28 /45/70/91	81	0	1	0
	29 /66	35	0	0	0
	31 /47	36	0	0	0
	32 /59/61	88	0	0	0
	33 /57	43	0	0	0
	34	31	0	0	0
	35 /82/84	67	0	0	0
	36 /42	59	0	0	0
	37 /39	32	0	0	0
	38	30	0	0	0
	40	28	0	0	0
	41 /78	49	0	0	0

COMPTROLLER
RIGHT TO LIFE PRIMARY
DETAIL

LEGISLATIVE DISTRICT OR TOWN	ELECTION DISTRICT	TOTAL VOTERS	JOHN W. BERRY	GARIFALIA CHRISTEA	SCATTER	
			6F	7F		
Greece	43	18	0	0	0	
	44 /89/99	57	0	0	0	
	48	18	0	0	0	
	49 /55	29	1	0	0	
	50 /56	45	0	0	0	
	52 /73	44	0	1	0	
	53 /62	44	0	0	0	
	54	11	0	0	0	
	58 /102	40	0	0	0	
	60 /95	48	0	0	0	
	64 /80	36	0	0	0	
	65	36	0	0	0	
	67	20	0	0	0	
	68	24	0	0	0	
	72 /86/88/104/105	94	1	0	0	
	77	33	0	0	0	
	79 /106	31	0	0	0	
	81	18	0	0	0	
	87	18	0	0	0	
	90	13	0	0	0	
	92 /100	39	0	0	0	
	94	21	0	1	0	
	97	21	0	0	0	
98	25	0	0	0		
101	10	0	0	0		
103	11	0	0	0		
Greece		2,122	2	5	0	
Hamlin	1 /6	27	0	0	0	
	2 /5	31	0	0	0	
	3 /7	31	0	1	0	
	4	13	0	0	0	
	8	15	0	0	0	
	9	13	0	0	0	
	10	6	0	0	0	
	11	6	0	0	0	
	Hamlin		142	0	1	0
	Henrietta	1 /26/27/31	81	0	0	0
2 /19/20		44	0	0	0	
3 /30		52	0	0	0	
4 /5/32		87	0	0	0	

COMPTROLLER
RIGHT TO LIFE PRIMARY
DETAIL

LEGISLATIVE DISTRICT OR TOWN	ELECTION DISTRICT	TOTAL VOTERS	JOHN W. BERRY	GARIFALIA CHRISTEA	SCATTER
			6F	7F	
Henrietta	6 /15	50	0	1	0
	7 /22	72	0	0	0
	8 /18	71	0	0	0
	9 /14/24/33	100	0	2	0
	10 /12/17/25	111	0	0	0
	11 /16/23/34	101	0	1	0
	13 /29	73	0	0	0
	21 /28	46	0	0	0
			<u>888</u>	<u>0</u>	<u>4</u>
Henrietta					
Irondequoit					
	1	34	0	0	0
	2 /9/40	62	0	0	0
	3	49	0	1	0
	4 /46	49	0	0	0
	5 /19/52	89	0	0	0
	6 /7/16/22	95	0	1	0
	8 /10/20/47/51/62	104	2	0	0
	11 /34/41/61	84	0	0	0
	12 /23/29/35/43	85	0	0	0
	13	27	0	0	0
	14 /28	53	0	0	0
	15 /30/49	69	0	0	0
	17 /32/58	69	0	1	0
	18 /71/72	28	0	0	0
	21 /64/70	50	0	0	0
	24	29	0	0	0
	25 /33/44/59/60	108	0	1	0
	26 /54/57/65/67	98	0	0	0
	27 /42/63	47	0	0	0
	31	20	0	0	0
	36 /50/66/69	75	0	0	0
	37	30	0	0	0
	38 /55/56	88	0	1	0
	39	20	0	0	0
	45 /48/68	82	0	0	0
	53	26	0	0	0
		<u>1,570</u>	<u>2</u>	<u>5</u>	<u>0</u>
Irondequoit					
Mendon					
	1 /8	21	0	0	0
	2 /4	54	0	0	0
	3 /9	32	0	0	0
	5 /6	35	0	0	0

COMPTROLLER
RIGHT TO LIFE PRIMARY
DETAIL

LEGISLATIVE DISTRICT OR TOWN	ELECTION DISTRICT	TOTAL VOTERS	JOHN W. BERRY 6F	GARIFALIA CHRISTEA 7F	SCATTER
Mendon	7	30	0	0	0
Mendon		172	0	0	0
Ogden	1 /19	39	0	0	0
	2	30	0	0	0
	3	29	0	1	0
	4 /18	26	0	0	0
	5	21	0	0	0
	6 /10	46	0	1	0
	7 /16/20	27	2	0	0
	8	9	0	0	0
	9 /13	29	1	0	0
	11	15	0	0	0
	12	18	0	0	0
	14 /15/17	56	0	1	0
Ogden		345	3	3	0
Parma	1 /11	30	0	0	0
	2 /8/12	59	0	0	0
	3 /13	26	0	0	0
	4 /5/6/7	53	0	0	0
	9 /10	37	0	0	0
	14 /15	27	0	0	0
Parma		232	0	0	0
Penfield	1	7	0	0	0
	2	31	0	0	0
	3	8	0	0	0
	4 /14	56	0	0	0
	5 /17	43	0	0	0
	6 /34/38/40	59	1	0	0
	7 /28	49	0	0	0
	8	56	1	0	0
	9	53	0	0	0
	10	22	0	0	0
	11 /21	38	0	0	0
	12 /33	31	0	0	0
	13 /26	51	0	1	0
	15 /19	47	0	0	0
	16	2	0	0	0
	18 /23/30/36	86	0	0	0
	20	21	0	0	0

COMPTROLLER
RIGHT TO LIFE PRIMARY
DETAIL

LEGISLATIVE DISTRICT OR TOWN	ELECTION DISTRICT	TOTAL VOTERS	JOHN W. BERRY	GARIFALIA CHRISTEA	SCATTER	
			6F	7F		
Penfield	22	22	0	0	0	
	24	32	1	0	0	
	25	25	0	0	0	
	27	25	0	0	0	
	29	29	0	1	0	
	31 /35	50	0	0	0	
	32	28	0	0	0	
	37	22	0	0	0	
	39	6	0	0	0	
		899	3	2	0	
Penfield						
Perinton	1 /39/45	55	0	0	0	
	2	20	0	0	0	
	3 /32/35	67	0	1	0	
	4	35	0	0	0	
	5	9	0	0	0	
	6 /25	56	0	0	0	
	7	18	0	0	0	
	8 /27/33/53	73	0	0	0	
	9 /43	70	1	0	0	
	10 /11	44	1	0	0	
	12 /16/22	43	0	0	0	
	13 /55	31	0	0	0	
	14	26	0	0	0	
	15 /31/48	55	0	0	0	
	17 /44	53	0	0	0	
	18	38	0	1	0	
	19 /23	38	0	0	0	
	20 /40	51	0	0	0	
	21 /29/41	55	0	1	0	
	24 /47	56	0	0	0	
	26	22	0	0	0	
	28 /49/51	50	0	0	0	
	30 /37	46	0	0	0	
	34 /38/54/57	74	1	0	0	
	36 /42	31	0	0	0	
	46	19	0	0	0	
	50	39	0	0	0	
	52	17	0	0	0	
	56	12	0	0	0	
			1,203	3	3	0
	Perinton					
Pittsford						

COMPTROLLER
RIGHT TO LIFE PRIMARY
DETAIL

LEGISLATIVE DISTRICT OR TOWN	ELECTION DISTRICT	TOTAL VOTERS	JOHN W. BERRY	GARIFALIA CHRISTEA	SCATTER	
			6F	7F		
Pittsford	1 /2	52	0	2	0	
	3	44	0	0	0	
	4 /16	38	0	0	0	
	5	21	0	0	0	
	6 /9	58	0	0	0	
	7 /17/26	68	0	0	0	
	8	21	0	0	0	
	10 /22/33	54	0	0	0	
	11	31	0	0	0	
	12 /21	37	0	0	0	
	13 /20/32	73	0	0	0	
	14 /15/23	45	0	0	0	
	18 /28	58	0	0	0	
	19 /29	44	0	0	0	
	24 /25	33	0	0	0	
	27 /31	26	0	0	0	
	30	16	0	0	0	
	Pittsford		719	0	2	0
	Riga	1 /6	34	0	0	0
2 /3		39	0	0	0	
4 /5		38	0	0	0	
Riga		111	0	0	0	
Rush	1 /2/3/4	90	0	0	1	
Rush		90	0	0	1	
Sweden	1	21	0	0	0	
	2 /3/4/11	82	0	1	0	
	5	10	0	0	0	
	6 /9	41	0	0	0	
	7	36	0	0	0	
	8 /10	36	0	0	0	
	12	12	0	0	0	
Sweden		238	0	1	0	
Webster	1	32	0	0	0	
	2 /4/38	91	0	2	0	
	3 /36	52	0	0	0	
	5 /19	54	0	0	0	
	6 /11/39/43	87	0	0	0	
	7 /15/22/37	92	1	0	0	

COMPTROLLER
RIGHT TO LIFE PRIMARY
DETAIL

LEGISLATIVE DISTRICT OR TOWN	ELECTION DISTRICT	TOTAL VOTERS	JOHN W. BERRY 6F	GARIFALIA CHRISTEA 7F	SCATTER
Webster					
	8 /13/18	55	0	0	0
	9	33	0	0	0
	10 /17/28/41	60	0	0	0
	12	34	0	1	0
	14	29	0	0	0
	16 /26/31	58	0	0	0
	20 /42	41	0	0	0
	21 /35	44	0	0	0
	23 /34	20	0	1	0
	24	29	0	0	0
	25	29	0	1	0
	27 /40	42	0	0	0
	29	28	0	0	0
	30	31	0	0	0
	32 /33	36	0	0	1
Webster		977	1	5	1
Wheatland					
	1	31	0	0	0
	2	27	0	0	0
	3	39	0	0	0
	4	22	0	0	0
	5	24	0	0	0
Wheatland		143	0	0	0
TOWNS		13,103	16	37	2
GRAND TOTAL:		23,060	22	49	2

LIEUTENANT GOVERNOR
WORKING FAMILIES PRIMARY
SUMMARY

LEGISLATIVE DISTRICT OR TOWN	TOTAL VOTERS	ELON HARPAZ	CHARLES G. KING	DENNIS MEHIEL	SCATTER
		3H	4H	5H	
Leg. Dist. 06	172	0	0	0	0
Leg. Dist. 07	138	0	0	0	0
Leg. Dist. 21	1,194	0	0	1	0
Leg. Dist. 22	886	0	0	0	0
Leg. Dist. 23	1,099	0	0	0	0
Leg. Dist. 24	710	1	0	0	0
Leg. Dist. 25	1,675	0	0	1	0
Leg. Dist. 26	590	0	0	0	0
Leg. Dist. 27	1,867	0	1	0	0
Leg. Dist. 28	672	0	0	1	0
Leg. Dist. 29	954	0	0	0	0
CITY	9,957	1	1	3	0
Brighton	1,583	0	0	0	0
Chili	747	0	0	2	0
Clarkson	100	0	0	0	0
East Rochester	125	0	0	0	0
Gates	697	0	0	0	0
Greece	2,122	3	1	3	1
Hamlin	142	0	0	0	0
Henrietta	888	0	0	1	0
Irondequoit	1,570	0	0	2	0
Mendon	172	0	0	0	0
Ogden	345	0	0	0	0
Parma	232	0	0	0	0
Penfield	899	0	0	0	0
Perinton	1,203	0	0	1	0
Pittsford	719	0	1	0	0
Riga	111	0	0	0	0
Rush	90	0	0	0	0
Sweden	238	0	0	1	0
Webster	977	2	0	0	0
Wheatland	143	0	0	0	0
TOWNS	13,103	5	2	10	1
GRAND TOTAL:	23,060	6	3	13	1

LIEUTENANT GOVERNOR
WORKING FAMILIES PRIMARY
DETAIL

LEGISLATIVE DISTRICT OR TOWN	ELECTION DISTRICT	TOTAL VOTERS	ELON HARPAZ	CHARLES G. KING	DENNIS MEHIEL	SCATTER
			3H	4H	5H	
Leg. Dist. 06	1/4/5	96	0	0	0	0
	2/3	48	0	0	0	0
	6	28	0	0	0	0
Leg. Dist. 06		172	0	0	0	0
Leg. Dist. 07	1	38	0	0	0	0
	2	53	0	0	0	0
	3	47	0	0	0	0
Leg. Dist. 07		138	0	0	0	0
Leg. Dist. 21	1/24	97	0	0	0	0
	2/10	91	0	0	0	0
	3/4/15	87	0	0	0	0
	5/16/23/32	86	0	0	0	0
	6	40	0	0	1	0
	7	36	0	0	0	0
	8/17/19/21/28	113	0	0	0	0
	9	29	0	0	0	0
	11/22-1/29-17	91	0	0	0	0
	12	35	0	0	0	0
	13/23-15/23-23	60	0	0	0	0
	14	71	0	0	0	0
	18	58	0	0	0	0
	20/33/23-13	71	0	0	0	0
	22	57	0	0	0	0
	25/27	77	0	0	0	0
	26	41	0	0	0	0
	29	25	0	0	0	0
	30/31/34	29	0	0	0	0
Leg. Dist. 21		1,194	0	0	1	0
Leg. Dist. 22	2/13	55	0	0	0	0
	3	56	0	0	0	0
	4/16/19	55	0	0	0	0
	5	54	0	0	0	0
	6	66	0	0	0	0
	7	31	0	0	0	0
	8/22	86	0	0	0	0
	9	19	0	0	0	0
	10/17	61	0	0	0	0
	11/21	105	0	0	0	0
	12/23	80	0	0	0	0
	14/15	127	0	0	0	0
	18	36	0	0	0	0
	20	37	0	0	0	0
	24	18	0	0	0	0
Leg. Dist. 22		886	0	0	0	0

LIEUTENANT GOVERNOR
WORKING FAMILIES PRIMARY
DETAIL

LEGISLATIVE DISTRICT OR TOWN	ELECTION DISTRICT	TOTAL VOTERS	ELON HARPAZ	CHARLES G. KING	DENNIS MEHIEL	SCATTER
			3H	4H	5H	
Leg. Dist. 23	1	17	0	0	0	0
	2/3/11	130	0	0	0	0
	4/12/22	181	0	0	0	0
	5/7	98	0	0	0	0
	6/9/10/20	152	0	0	0	0
	8/14	71	0	0	0	0
	16/24-16	63	0	0	0	0
	17/18/19/27	133	0	0	0	0
	21	34	0	0	0	0
	24	51	0	0	0	0
	25/26	169	0	0	0	0
Leg. Dist. 23		1,099	0	0	0	0
Leg. Dist. 24	1/13	100	0	0	0	0
	2/3	96	0	0	0	0
	4/10	86	0	0	0	0
	5	61	0	0	0	0
	6	28	0	0	0	0
	7	33	0	0	0	0
	8/9	65	0	0	0	0
	11/12	80	0	0	0	0
	14/15	143	1	0	0	0
	17	18	0	0	0	0
Leg. Dist. 24		710	1	0	0	0
Leg. Dist. 25	1	59	0	0	1	0
	2	90	0	0	0	0
	3	170	0	0	0	0
	4	31	0	0	0	0
	5/10	178	0	0	0	0
	6	77	0	0	0	0
	7	98	0	0	0	0
	8/27-9	191	0	0	0	0
	9/11	132	0	0	0	0
	12	44	0	0	0	0
	13	97	0	0	0	0
	14/24	66	0	0	0	0
	15/27-18	119	0	0	0	0
	16/23/27-24	7	0	0	0	0
	17	60	0	0	0	0
	18	95	0	0	0	0
	19	2	0	0	0	0
	20	101	0	0	0	0
	21	22	0	0	0	0
	22	36	0	0	0	0
Leg. Dist. 25		1,675	0	0	1	0
Leg. Dist. 26						

LIEUTENANT GOVERNOR
WORKING FAMILIES PRIMARY
DETAIL

LEGISLATIVE DISTRICT OR TOWN	ELECTION DISTRICT	TOTAL VOTERS	ELON HARPAZ	CHARLES G. KING	DENNIS MEHIEL	SCATTER
			3H	4H	5H	
Leg. Dist. 26	1	34	0	0	0	0
	2/28-10	36	0	0	0	0
	3/4/5/11	118	0	0	0	0
	6/7/8	86	0	0	0	0
	9/14	64	0	0	0	0
	10/15	90	0	0	0	0
	12/13/28-19/28-21	103	0	0	0	0
	16	29	0	0	0	0
	17/29-18	30	0	0	0	0
Leg. Dist. 26		590	0	0	0	0
Leg. Dist. 27	1/2	138	0	0	0	0
	3/25/29/30	97	0	0	0	0
	4/5	238	0	0	0	0
	6/17	122	0	0	0	0
	7/10	147	0	0	0	0
	8	66	0	0	0	0
	11/26	69	0	0	0	0
	12	97	0	0	0	0
	13/21	152	0	0	0	0
	14	77	0	0	0	0
	15	103	0	0	0	0
	16	107	0	0	0	0
	19/23	173	0	0	0	0
	20	76	0	0	0	0
	22	88	0	1	0	0
	27	58	0	0	0	0
	28	59	0	0	0	0
Leg. Dist. 27		1,867	0	1	0	0
Leg. Dist. 28	1/5/16/20	98	0	0	0	0
	2/3	65	0	0	0	0
	4	48	0	0	0	0
	6/9	75	0	0	0	0
	7/17	52	0	0	0	0
	8/15	83	0	0	0	0
	11/13/25	75	0	0	0	0
	12	26	0	0	0	0
	14/22	60	0	0	0	0
	18	40	0	0	0	0
	23/24	50	0	0	1	0
Leg. Dist. 28		672	0	0	1	0
Leg. Dist. 29	1/2/20	93	0	0	0	0
	3/8	52	0	0	0	0
	4	28	0	0	0	0
	5/9/10	116	0	0	0	0

LIEUTENANT GOVERNOR
WORKING FAMILIES PRIMARY
DETAIL

LEGISLATIVE DISTRICT OR TOWN	ELECTION DISTRICT	TOTAL VOTERS	ELON HARPAZ	CHARLES G. KING	DENNIS MEHIEL	SCATTER
			3H	4H	5H	
Leg. Dist. 29	6/11/14	103	0	0	0	0
	7/15/26	77	0	0	0	0
	12/27	61	0	0	0	0
	13	58	0	0	0	0
	16/19	41	0	0	0	0
	21	43	0	0	0	0
	22	54	0	0	0	0
	23	91	0	0	0	0
	24	47	0	0	0	0
	25	90	0	0	0	0
Leg. Dist. 29		<u>954</u>	<u>0</u>	<u>0</u>	<u>0</u>	<u>0</u>
CITY		9,957	1	1	3	0
Brighton	1/13/23/31	138	0	0	0	0
	2/26/44	61	0	0	0	0
	3	44	0	0	0	0
	4/25	87	0	0	0	0
	5/9/27	83	0	0	0	0
	6	39	0	0	0	0
	7/24	67	0	0	0	0
	8/16	57	0	0	0	0
	10/21	63	0	0	0	0
	11/15/18/34	119	0	0	0	0
	12	39	0	0	0	0
	14/30	111	0	0	0	0
	17	42	0	0	0	0
	19	26	0	0	0	0
	20/35/40/46	133	0	0	0	0
	22/32/33	124	0	0	0	0
	28	52	0	0	0	0
	29/39	58	0	0	0	0
	36/45	56	0	0	0	0
	37/42	48	0	0	0	0
	38	42	0	0	0	0
	41/43	94	0	0	0	0
Brighton		<u>1,583</u>	<u>0</u>	<u>0</u>	<u>0</u>	<u>0</u>
Chili	1/19/27	82	0	0	0	0
	2	25	0	0	1	0
	3	40	0	0	0	0
	4/18/26	65	0	0	0	0
	5	15	0	0	0	0
	6/9	29	0	0	0	0
	7/15	38	0	0	0	0
	8	22	0	0	0	0
	10	8	0	0	0	0

LIEUTENANT GOVERNOR
WORKING FAMILIES PRIMARY
DETAIL

LEGISLATIVE DISTRICT OR TOWN	ELECTION DISTRICT	TOTAL VOTERS	ELON HARPAZ	CHARLES G. KING	DENNIS MEHIEL	SCATTER
			3H	4H	5H	
Chili	11/12	44	0	0	0	0
	13/21	39	0	0	0	0
	14/24	48	0	0	0	0
	16	25	0	0	0	0
	17	62	0	0	0	0
	20/25/28	96	0	0	1	0
	22	47	0	0	0	0
	23/29	38	0	0	0	0
	30	24	0	0	0	0
	31	0	0	0	0	0
Chili		<u>747</u>	<u>0</u>	<u>0</u>	<u>2</u>	<u>0</u>
Clarkson	1/2/6	43	0	0	0	0
	3/4/5	57	0	0	0	0
Clarkson		<u>100</u>	<u>0</u>	<u>0</u>	<u>0</u>	<u>0</u>
East Rochester	1/4/5	51	0	0	0	0
	2/3/6/7	74	0	0	0	0
East Rochester		<u>125</u>	<u>0</u>	<u>0</u>	<u>0</u>	<u>0</u>
Gates	1/11/12/32/36	72	0	0	0	0
	2/4/20/25	84	0	0	0	0
	3/15/27/30	83	0	0	0	0
	5/23/24	62	0	0	0	0
	6/10/22	43	0	0	0	0
	7/8/19/28	83	0	0	0	0
	9/33	48	0	0	0	0
	13/17/29	74	0	0	0	0
	14/16/21/31	64	0	0	0	0
	18/26/34/35	84	0	0	0	0
Gates		<u>697</u>	<u>0</u>	<u>0</u>	<u>0</u>	<u>0</u>
Greece	1/74	46	0	0	0	0
	2	11	0	0	0	0
	3/85	43	0	0	0	0
	4/75/96	48	0	0	0	0
	5/8/9/20	77	0	0	0	0
	6	21	0	0	0	0
	7/22/63	55	0	0	0	0
	10/11/25	68	0	0	0	0
	12/46	28	0	0	1	0
	13/51	31	0	0	0	0
	14/83	30	1	0	0	0
	15/71	32	0	0	0	0
	16/76	24	0	0	0	0
	17/93	52	0	0	0	0
	18/69	43	0	0	0	0

LIEUTENANT GOVERNOR
WORKING FAMILIES PRIMARY
DETAIL

LEGISLATIVE DISTRICT OR TOWN	ELECTION DISTRICT	TOTAL VOTERS	ELON HARPAZ	CHARLES G. KING	DENNIS MEHIEL	SCATTER
			3H	4H	5H	
Greece	19	9	0	0	0	0
	21/30	42	0	0	0	0
	23	25	0	0	0	0
	24/27	38	1	0	1	0
	26	16	1	0	0	0
	28/45/70/91	81	0	0	0	0
	29/66	35	0	0	0	0
	31/47	36	0	0	0	1
	32/59/61	88	0	0	0	0
	33/57	43	0	0	0	0
	34	31	0	0	0	0
	35/82/84	67	0	0	0	0
	36/42	59	0	0	0	0
	37/39	32	0	0	0	0
	38	30	0	0	0	0
	40	28	0	0	0	0
	41/78	49	0	0	0	0
	43	18	0	0	0	0
	44/89/99	57	0	0	0	0
	48	18	0	0	0	0
	49/55	29	0	0	0	0
	50/56	45	0	0	0	0
	52/73	44	0	0	0	0
	53/62	44	0	0	0	0
	54	11	0	0	1	0
	58/102	40	0	0	0	0
	60/95	48	0	0	0	0
	64/80	36	0	0	0	0
	65	36	0	0	0	0
	67	20	0	0	0	0
	68	24	0	0	0	0
	72/86/88/104/105	94	0	0	0	0
	77	33	0	0	0	0
	79/106	31	0	0	0	0
	81	18	0	0	0	0
	87	18	0	0	0	0
	90	13	0	0	0	0
	92/100	39	0	1	0	0
	94	21	0	0	0	0
	97	21	0	0	0	0
	98	25	0	0	0	0
	101	10	0	0	0	0
	103	11	0	0	0	0
Greece		<u>2,122</u>	<u>3</u>	<u>1</u>	<u>3</u>	<u>1</u>
Hamlin	1/6	27	0	0	0	0
	2/5	31	0	0	0	0

LIEUTENANT GOVERNOR
WORKING FAMILIES PRIMARY
DETAIL

LEGISLATIVE DISTRICT OR TOWN	ELECTION DISTRICT	TOTAL VOTERS	ELON HARPAZ	CHARLES G. KING	DENNIS MEHIEL	SCATTER
			3H	4H	5H	
Hamlin	3/7	31	0	0	0	0
	4	13	0	0	0	0
	8	15	0	0	0	0
	9	13	0	0	0	0
	10	6	0	0	0	0
	11	6	0	0	0	0
Hamlin		142	0	0	0	0
Henrietta	1/26/27/31	81	0	0	0	0
	2/19/20	44	0	0	0	0
	3/30	52	0	0	0	0
	4/5/32	87	0	0	0	0
	6/15	50	0	0	0	0
	7/22	72	0	0	0	0
	8/18	71	0	0	0	0
	9/14/24/33	100	0	0	0	0
	10/12/17/25	111	0	0	0	0
	11/16/23/34	101	0	0	1	0
	13/29	73	0	0	0	0
	21/28	46	0	0	0	0
	Henrietta		888	0	0	1
Irondequoit	1	34	0	0	0	0
	2/9/40	62	0	0	0	0
	3	49	0	0	0	0
	4/46	49	0	0	0	0
	5/19/52	89	0	0	0	0
	6/7/16/22	95	0	0	0	0
	8/10/20/47/51/62	104	0	0	0	0
	11/34/41/61	84	0	0	0	0
	12/23/29/35/43	85	0	0	0	0
	13	27	0	0	0	0
	14/28	53	0	0	0	0
	15/30/49	69	0	0	0	0
	17/32/58	69	0	0	0	0
	18/71/72	28	0	0	0	0
	21/64/70	50	0	0	0	0
	24	29	0	0	0	0
	25/33/44/59/60	108	0	0	0	0
	26/54/57/65/67	98	0	0	0	0
	27/42/63	47	0	0	1	0
	31	20	0	0	0	0
	36/50/66/69	75	0	0	0	0
	37	30	0	0	0	0
	38/55/56	88	0	0	1	0
	39	20	0	0	0	0
	45/48/68	82	0	0	0	0

LIEUTENANT GOVERNOR
WORKING FAMILIES PRIMARY
DETAIL

LEGISLATIVE DISTRICT OR TOWN	ELECTION DISTRICT	TOTAL VOTERS	ELON HARPAZ	CHARLES G. KING	DENNIS MEHIEL	SCATTER
			3H	4H	5H	
Irondequoit						
	53	<u>26</u>	<u>0</u>	<u>0</u>	<u>0</u>	<u>0</u>
Irondequoit		1,570	0	0	2	0
Mendon						
	1/8	21	0	0	0	0
	2/4	54	0	0	0	0
	3/9	32	0	0	0	0
	5/6	35	0	0	0	0
	7	<u>30</u>	<u>0</u>	<u>0</u>	<u>0</u>	<u>0</u>
Mendon		172	0	0	0	0
Ogden						
	1/19	39	0	0	0	0
	2	30	0	0	0	0
	3	29	0	0	0	0
	4/18	26	0	0	0	0
	5	21	0	0	0	0
	6/10	46	0	0	0	0
	7/16/20	27	0	0	0	0
	8	9	0	0	0	0
	9/13	29	0	0	0	0
	11	15	0	0	0	0
	12	18	0	0	0	0
	14/15/17	<u>56</u>	<u>0</u>	<u>0</u>	<u>0</u>	<u>0</u>
Ogden		345	0	0	0	0
Parma						
	1/11	30	0	0	0	0
	2/8/12	59	0	0	0	0
	3/13	26	0	0	0	0
	4/5/6/7	53	0	0	0	0
	9/10	37	0	0	0	0
	14/15	<u>27</u>	<u>0</u>	<u>0</u>	<u>0</u>	<u>0</u>
Parma		232	0	0	0	0
Penfield						
	1	7	0	0	0	0
	2	31	0	0	0	0
	3	8	0	0	0	0
	4/14	56	0	0	0	0
	5/17	43	0	0	0	0
	6/34/38/40	59	0	0	0	0
	7/28	49	0	0	0	0
	8	56	0	0	0	0
	9	53	0	0	0	0
	10	22	0	0	0	0
	11/21	38	0	0	0	0
	12/33	31	0	0	0	0
	13/26	51	0	0	0	0
	15/19	47	0	0	0	0
	16	2	0	0	0	0

LIEUTENANT GOVERNOR
WORKING FAMILIES PRIMARY
DETAIL

LEGISLATIVE DISTRICT OR TOWN	ELECTION DISTRICT	TOTAL VOTERS	ELON HARPAZ	CHARLES G. KING	DENNIS MEHIEL	SCATTER	
			3H	4H	5H		
Penfield	18/23/30/36	86	0	0	0	0	
	20	21	0	0	0	0	
	22	22	0	0	0	0	
	24	32	0	0	0	0	
	25	25	0	0	0	0	
	27	25	0	0	0	0	
	29	29	0	0	0	0	
	31/35	50	0	0	0	0	
	32	28	0	0	0	0	
	37	22	0	0	0	0	
	39	6	0	0	0	0	
	Penfield		899	0	0	0	0
	Perinton	1/39/45	55	0	0	0	0
2		20	0	0	0	0	
3/32/35		67	0	0	0	0	
4		35	0	0	0	0	
5		9	0	0	0	0	
6/25		56	0	0	0	0	
7		18	0	0	0	0	
8/27/33/53		73	0	0	0	0	
9/43		70	0	0	0	0	
10/11		44	0	0	0	0	
12/16/22		43	0	0	0	0	
13/55		31	0	0	0	0	
14		26	0	0	0	0	
15/31/48		55	0	0	0	0	
17/44		53	0	0	0	0	
18		38	0	0	0	0	
19/23		38	0	0	0	0	
20/40		51	0	0	0	0	
21/29/41		55	0	0	1	0	
24/47		56	0	0	0	0	
26		22	0	0	0	0	
28/49/51		50	0	0	0	0	
30/37		46	0	0	0	0	
34/38/54/57		74	0	0	0	0	
36/42		31	0	0	0	0	
46		19	0	0	0	0	
50		39	0	0	0	0	
52	17	0	0	0	0		
56	12	0	0	0	0		
Perinton		1,203	0	0	1	0	
Pittsford	1/2	52	0	0	0	0	
	3	44	0	0	0	0	
	4/16	38	0	0	0	0	

LIEUTENANT GOVERNOR
WORKING FAMILIES PRIMARY
DETAIL

LEGISLATIVE DISTRICT OR TOWN	ELECTION DISTRICT	TOTAL VOTERS	ELON HARPAZ	CHARLES G. KING	DENNIS MEHIEL	SCATTER
			3H	4H	5H	
Pittsford	5	21	0	0	0	0
	6/9	58	0	0	0	0
	7/17/26	68	0	1	0	0
	8	21	0	0	0	0
	10/22/33	54	0	0	0	0
	11	31	0	0	0	0
	12/21	37	0	0	0	0
	13/20/32	73	0	0	0	0
	14/15/23	45	0	0	0	0
	18/28	58	0	0	0	0
	19/29	44	0	0	0	0
	24/25	33	0	0	0	0
	27/31	26	0	0	0	0
	30	16	0	0	0	0
Pittsford		719	0	1	0	0
Riga	1/6	34	0	0	0	0
	2/3	39	0	0	0	0
	4/5	38	0	0	0	0
Riga		111	0	0	0	0
Rush	1/2/3/4	90	0	0	0	0
Rush		90	0	0	0	0
Sweden	1	21	0	0	0	0
	2/3/4/11	82	0	0	1	0
	5	10	0	0	0	0
	6/9	41	0	0	0	0
	7	36	0	0	0	0
	8/10	36	0	0	0	0
	12	12	0	0	0	0
Sweden		238	0	0	1	0
Webster	1	32	0	0	0	0
	2/4/38	91	1	0	0	0
	3/36	52	0	0	0	0
	5/19	54	0	0	0	0
	6/11/39/43	87	1	0	0	0
	7/15/22/37	92	0	0	0	0
	8/13/18	55	0	0	0	0
	9	33	0	0	0	0
	10/17/28/41	60	0	0	0	0
	12	34	0	0	0	0
	14	29	0	0	0	0
	16/26/31	58	0	0	0	0
	20/42	41	0	0	0	0
	21/35	44	0	0	0	0

LIEUTENANT GOVERNOR
WORKING FAMILIES PRIMARY
DETAIL

LEGISLATIVE DISTRICT OR TOWN	ELECTION DISTRICT	TOTAL VOTERS	ELON HARPAZ	CHARLES G. KING	DENNIS MEHIEL	SCATTER
			3H	4H	5H	
Webster						
	23/34	20	0	0	0	0
	24	29	0	0	0	0
	25	29	0	0	0	0
	27/40	42	0	0	0	0
	29	28	0	0	0	0
	30	31	0	0	0	0
	32/33	36	0	0	0	0
Webster		977	2	0	0	0
Wheatland						
	1	31	0	0	0	0
	2	27	0	0	0	0
	3	39	0	0	0	0
	4	22	0	0	0	0
	5	24	0	0	0	0
Wheatland		143	0	0	0	0
TOWNS		13,103	5	2	10	1
GRAND TOTAL:		23,060	6	3	13	1

COMPTROLLER
WORKING FAMILIES PRIMARY
SUMMARY

LEGISLATIVE DISTRICT OR TOWN	TOTAL VOTERS	ALAN G. HEVESI	WILLIAM J. MULROW	SCATTER
		6H	7H	
Leg. Dist. 06	172	0	0	0
Leg. Dist. 07	138	0	0	0
Leg. Dist. 21	1,194	1	0	0
Leg. Dist. 22	886	0	0	0
Leg. Dist. 23	1,099	0	0	0
Leg. Dist. 24	710	1	0	0
Leg. Dist. 25	1,675	1	0	0
Leg. Dist. 26	590	0	0	0
Leg. Dist. 27	1,867	0	1	0
Leg. Dist. 28	672	0	0	0
Leg. Dist. 29	954	0	0	0
CITY	9,957	3	1	0
Brighton	1,583	0	0	1
Chili	747	1	1	0
Clarkson	100	0	0	0
East Rochester	125	0	0	0
Gates	697	0	0	0
Greece	2,122	1	3	0
Hamlin	142	0	0	0
Henrietta	888	0	0	0
Irondequoit	1,570	1	1	0
Mendon	172	0	0	0
Ogden	345	0	0	0
Parma	232	0	0	0
Penfield	899	1	0	0
Perinton	1,203	0	0	0
Pittsford	719	1	1	0
Riga	111	0	0	0
Rush	90	0	0	0
Sweden	238	0	1	0
Webster	977	1	1	0
Wheatland	143	0	0	0
TOWNS	13,103	6	8	1
GRAND TOTAL:	23,060	9	9	1

COMPTROLLER
WORKING FAMILIES PRIMARY
DETAIL

LEGISLATIVE DISTRICT OR TOWN	ELECTION DISTRICT	TOTAL VOTERS	ALAN G. HEVESI	WILLIAM J. MULROW	SCATTER
			6H	7H	
Leg. Dist. 06	1 /4/5	96	0	0	0
	2 /3	48	0	0	0
	6	28	0	0	0
Leg. Dist. 06		172	0	0	0
Leg. Dist. 07	1	38	0	0	0
	2	53	0	0	0
	3	47	0	0	0
Leg. Dist. 07		138	0	0	0
Leg. Dist. 21	1 /24	97	0	0	0
	2 /10	91	0	0	0
	3 /4/15	87	0	0	0
	5 /16/23/32	86	0	0	0
	6	40	1	0	0
	7	36	0	0	0
	8 /17/19/21/28	113	0	0	0
	9	29	0	0	0
	11 /22-1/29-17	91	0	0	0
	12	35	0	0	0
	13 /23-15/23-23	60	0	0	0
	14	71	0	0	0
	18	58	0	0	0
	20 /33/23-13	71	0	0	0
	22	57	0	0	0
	25 /27	77	0	0	0
	26	41	0	0	0
	29	25	0	0	0
	30 /31/34	29	0	0	0
Leg. Dist. 21		1,194	1	0	0
Leg. Dist. 22	2 /13	55	0	0	0
	3	56	0	0	0
	4 /16/19	55	0	0	0
	5	54	0	0	0
	6	66	0	0	0
	7	31	0	0	0
	8 /22	86	0	0	0
	9	19	0	0	0
	10 /17	61	0	0	0
	11 /21	105	0	0	0
	12 /23	80	0	0	0
	14 /15	127	0	0	0
	18	36	0	0	0
	20	37	0	0	0

COMPTROLLER
WORKING FAMILIES PRIMARY
DETAIL

LEGISLATIVE DISTRICT OR TOWN	ELECTION DISTRICT	TOTAL VOTERS	ALAN G. HEVESI	WILLIAM J. MULROW	SCATTER
			6H	7H	
Leg. Dist. 22	24	18	0	0	0
Leg. Dist. 22		886	0	0	0
Leg. Dist. 23	1	17	0	0	0
	2 /3/11	130	0	0	0
	4 /12/22	181	0	0	0
	5 /7	98	0	0	0
	6 /9/10/20	152	0	0	0
	8 /14	71	0	0	0
	16 /24-16	63	0	0	0
	17 /18/19/27	133	0	0	0
	21	34	0	0	0
	24	51	0	0	0
	25 /26	169	0	0	0
Leg. Dist. 23		1,099	0	0	0
Leg. Dist. 24	1 /13	100	0	0	0
	2 /3	96	0	0	0
	4 /10	86	0	0	0
	5	61	0	0	0
	6	28	0	0	0
	7	33	0	0	0
	8 /9	65	0	0	0
	11 /12	80	0	0	0
	14 /15	143	1	0	0
	17	18	0	0	0
Leg. Dist. 24		710	1	0	0
Leg. Dist. 25	1	59	1	0	0
	2	90	0	0	0
	3	170	0	0	0
	4	31	0	0	0
	5 /10	178	0	0	0
	6	77	0	0	0
	7	98	0	0	0
	8 /27-9	191	0	0	0
	9 /11	132	0	0	0
	12	44	0	0	0
	13	97	0	0	0
	14 /24	66	0	0	0
	15 /27-18	119	0	0	0
	16 /23/27-24	7	0	0	0
	17	60	0	0	0
	18	95	0	0	0
	19	2	0	0	0

COMPTROLLER
WORKING FAMILIES PRIMARY
DETAIL

LEGISLATIVE DISTRICT OR TOWN	ELECTION DISTRICT	TOTAL VOTERS	ALAN G. HEVESI	WILLIAM J. MULROW	SCATTER
			6H	7H	
Leg. Dist. 25	20	101	0	0	0
	21	22	0	0	0
	22	36	0	0	0
Leg. Dist. 25		1,675	1	0	0
Leg. Dist. 26	1	34	0	0	0
	2 /28-10	36	0	0	0
	3 /4/5/11	118	0	0	0
	6 /7/8	86	0	0	0
	9 /14	64	0	0	0
	10 /15	90	0	0	0
	12 /13/28-19/28-21	103	0	0	0
	16	29	0	0	0
	17 /29-18	30	0	0	0
Leg. Dist. 26		590	0	0	0
Leg. Dist. 27	1 /2	138	0	0	0
	3 /25/29/30	97	0	0	0
	4 /5	238	0	0	0
	6 /17	122	0	0	0
	7 /10	147	0	0	0
	8	66	0	0	0
	11 /26	69	0	0	0
	12	97	0	1	0
	13 /21	152	0	0	0
	14	77	0	0	0
	15	103	0	0	0
	16	107	0	0	0
	19 /23	173	0	0	0
	20	76	0	0	0
	22	88	0	0	0
	27	58	0	0	0
	28	59	0	0	0
Leg. Dist. 27		1,867	0	1	0
Leg. Dist. 28	1 /5/16/20	98	0	0	0
	2 /3	65	0	0	0
	4	48	0	0	0
	6 /9	75	0	0	0
	7 /17	52	0	0	0
	8 /15	83	0	0	0
	11 /13/25	75	0	0	0
	12	26	0	0	0
	14 /22	60	0	0	0
	18	40	0	0	0

COMPTROLLER
WORKING FAMILIES PRIMARY
DETAIL

LEGISLATIVE DISTRICT OR TOWN	ELECTION DISTRICT	TOTAL VOTERS	ALAN G. HEVESI	WILLIAM J. MULROW	SCATTER
			6H	7H	
Leg. Dist. 28	23 /24	50	0	0	0
Leg. Dist. 28		672	0	0	0
Leg. Dist. 29	1 /2/20	93	0	0	0
	3 /8	52	0	0	0
	4	28	0	0	0
	5 /9/10	116	0	0	0
	6 /11/14	103	0	0	0
	7 /15/26	77	0	0	0
	12 /27	61	0	0	0
	13	58	0	0	0
	16 /19	41	0	0	0
	21	43	0	0	0
	22	54	0	0	0
	23	91	0	0	0
	24	47	0	0	0
	25	90	0	0	0
Leg. Dist. 29		954	0	0	0
CITY		9,957	3	1	0
Brighton	1 /13/23/31	138	0	0	1
	2 /26/44	61	0	0	0
	3	44	0	0	0
	4 /25	87	0	0	0
	5 /9/27	83	0	0	0
	6	39	0	0	0
	7 /24	67	0	0	0
	8 /16	57	0	0	0
	10 /21	63	0	0	0
	11 /15/18/34	119	0	0	0
	12	39	0	0	0
	14 /30	111	0	0	0
	17	42	0	0	0
	19	26	0	0	0
	20 /35/40/46	133	0	0	0
	22 /32/33	124	0	0	0
	28	52	0	0	0
	29 /39	58	0	0	0
	36 /45	56	0	0	0
	37 /42	48	0	0	0
	38	42	0	0	0
	41 /43	94	0	0	0
Brighton		1,583	0	0	1
Chili					

COMPTROLLER
WORKING FAMILIES PRIMARY
DETAIL

LEGISLATIVE DISTRICT OR TOWN	ELECTION DISTRICT	TOTAL VOTERS	ALAN G. HEVESI	WILLIAM J. MULROW	SCATTER
			6H	7H	
Chili	1 /19/27	82	0	0	0
	2	25	0	1	0
	3	40	0	0	0
	4 /18/26	65	0	0	0
	5	15	0	0	0
	6 /9	29	0	0	0
	7 /15	38	0	0	0
	8	22	0	0	0
	10	8	0	0	0
	11 /12	44	0	0	0
	13 /21	39	0	0	0
	14 /24	48	0	0	0
	16	25	0	0	0
	17	62	0	0	0
	20 /25/28	96	1	0	0
	22	47	0	0	0
	23 /29	38	0	0	0
	30	24	0	0	0
	31	0	0	0	0
	Chili		<u>747</u>	<u>1</u>	<u>1</u>
Clarkson	1 /2/6	43	0	0	0
	3 /4/5	57	0	0	0
Clarkson		<u>100</u>	<u>0</u>	<u>0</u>	<u>0</u>
East Rochester	1 /4/5	51	0	0	0
	2 /3/6/7	74	0	0	0
East Rochester		<u>125</u>	<u>0</u>	<u>0</u>	<u>0</u>
Gates	1 /11/12/32/36	72	0	0	0
	2 /4/20/25	84	0	0	0
	3 /15/27/30	83	0	0	0
	5 /23/24	62	0	0	0
	6 /10/22	43	0	0	0
	7 /8/19/28	83	0	0	0
	9 /33	48	0	0	0
	13 /17/29	74	0	0	0
	14 /16/21/31	64	0	0	0
	18 /26/34/35	84	0	0	0
Gates		<u>697</u>	<u>0</u>	<u>0</u>	<u>0</u>
Greece	1 /74	46	0	0	0
	2	11	0	0	0
	3 /85	43	0	0	0
	4 /75/96	48	0	0	0

COMPTROLLER
WORKING FAMILIES PRIMARY
DETAIL

<u>LEGISLATIVE DISTRICT OR TOWN</u>	<u>ELECTION DISTRICT</u>	<u>TOTAL VOTERS</u>	ALAN G. HEVESI <u>6H</u>	WILLIAM J. MULROW <u>7H</u>	<u>SCATTER</u>
Greece					
	5 /8/9/20	77	0	0	0
	6	21	0	0	0
	7 /22/63	55	0	0	0
	10 /11/25	68	0	0	0
	12 /46	28	0	0	0
	13 /51	31	0	0	0
	14 /83	30	0	1	0
	15 /71	32	0	0	0
	16 /76	24	0	0	0
	17 /93	52	0	0	0
	18 /69	43	0	0	0
	19	9	0	0	0
	21 /30	42	0	0	0
	23	25	0	0	0
	24 /27	38	0	1	0
	26	16	1	0	0
	28 /45/70/91	81	0	0	0
	29 /66	35	0	0	0
	31 /47	36	0	0	0
	32 /59/61	88	0	0	0
	33 /57	43	0	0	0
	34	31	0	0	0
	35 /82/84	67	0	0	0
	36 /42	59	0	0	0
	37 /39	32	0	0	0
	38	30	0	0	0
	40	28	0	0	0
	41 /78	49	0	0	0
	43	18	0	0	0
	44 /89/99	57	0	0	0
	48	18	0	0	0
	49 /55	29	0	0	0
	50 /56	45	0	0	0
	52 /73	44	0	0	0
	53 /62	44	0	0	0
	54	11	0	1	0
	58 /102	40	0	0	0
	60 /95	48	0	0	0
	64 /80	36	0	0	0
	65	36	0	0	0
	67	20	0	0	0
	68	24	0	0	0
	72 /86/88/104/105	94	0	0	0
	77	33	0	0	0

COMPTROLLER
WORKING FAMILIES PRIMARY
DETAIL

LEGISLATIVE DISTRICT OR TOWN	ELECTION DISTRICT	TOTAL VOTERS	ALAN G. HEVESI	WILLIAM J. MULROW	SCATTER	
			6H	7H		
Greece	79 /106	31	0	0	0	
	81	18	0	0	0	
	87	18	0	0	0	
	90	13	0	0	0	
	92 /100	39	0	0	0	
	94	21	0	0	0	
	97	21	0	0	0	
	98	25	0	0	0	
	101	10	0	0	0	
	103	11	0	0	0	
			<u>2,122</u>	<u>1</u>	<u>3</u>	<u>0</u>
Greece						
Hamlin	1 /6	27	0	0	0	
	2 /5	31	0	0	0	
	3 /7	31	0	0	0	
	4	13	0	0	0	
	8	15	0	0	0	
	9	13	0	0	0	
	10	6	0	0	0	
	11	6	0	0	0	
			<u>142</u>	<u>0</u>	<u>0</u>	<u>0</u>
	Hamlin					
Henrietta	1 /26/27/31	81	0	0	0	
	2 /19/20	44	0	0	0	
	3 /30	52	0	0	0	
	4 /5/32	87	0	0	0	
	6 /15	50	0	0	0	
	7 /22	72	0	0	0	
	8 /18	71	0	0	0	
	9 /14/24/33	100	0	0	0	
	10 /12/17/25	111	0	0	0	
	11 /16/23/34	101	0	0	0	
	13 /29	73	0	0	0	
	21 /28	46	0	0	0	
			<u>888</u>	<u>0</u>	<u>0</u>	<u>0</u>
Henrietta						
Irondequoit	1	34	0	0	0	
	2 /9/40	62	0	0	0	
	3	49	0	0	0	
	4 /46	49	0	0	0	
	5 /19/52	89	0	0	0	
	6 /7/16/22	95	0	0	0	
	8 /10/20/47/51/62	104	0	0	0	
	11 /34/41/61	84	0	0	0	
	12 /23/29/35/43	85	0	0	0	

COMPTROLLER
WORKING FAMILIES PRIMARY
DETAIL

LEGISLATIVE DISTRICT OR TOWN	ELECTION DISTRICT	TOTAL VOTERS	ALAN G. HEVESI	WILLIAM J. MULROW	SCATTER	
			6H	7H		
Irondequoit	13	27	0	0	0	
	14 /28	53	0	0	0	
	15 /30/49	69	0	0	0	
	17 /32/58	69	0	0	0	
	18 /71/72	28	0	0	0	
	21 /64/70	50	0	0	0	
	24	29	0	0	0	
	25 /33/44/59/60	108	0	0	0	
	26 /54/57/65/67	98	0	0	0	
	27 /42/63	47	1	0	0	
	31	20	0	0	0	
	36 /50/66/69	75	0	0	0	
	37	30	0	0	0	
	38 /55/56	88	0	1	0	
	39	20	0	0	0	
	45 /48/68	82	0	0	0	
	53	26	0	0	0	
			1,570	1	1	0
Irondequoit Mendon	1 /8	21	0	0	0	
	2 /4	54	0	0	0	
	3 /9	32	0	0	0	
	5 /6	35	0	0	0	
	7	30	0	0	0	
			172	0	0	0
Mendon Ogden	1 /19	39	0	0	0	
	2	30	0	0	0	
	3	29	0	0	0	
	4 /18	26	0	0	0	
	5	21	0	0	0	
	6 /10	46	0	0	0	
	7 /16/20	27	0	0	0	
	8	9	0	0	0	
	9 /13	29	0	0	0	
	11	15	0	0	0	
	12	18	0	0	0	
	14 /15/17	56	0	0	0	
			345	0	0	0
	Ogden Parma	1 /11	30	0	0	0
2 /8/12		59	0	0	0	
3 /13		26	0	0	0	
4 /5/6/7		53	0	0	0	
9 /10		37	0	0	0	

COMPTROLLER
WORKING FAMILIES PRIMARY
DETAIL

LEGISLATIVE DISTRICT OR TOWN	ELECTION DISTRICT	TOTAL VOTERS	ALAN G. HEVESI	WILLIAM J. MULROW	SCATTER
			6H	7H	
Parma	14 /15	27	0	0	0
Parma		232	0	0	0
Penfield	1	7	0	0	0
	2	31	0	0	0
	3	8	0	0	0
	4 /14	56	0	0	0
	5 /17	43	0	0	0
	6 /34/38/40	59	0	0	0
	7 /28	49	0	0	0
	8	56	0	0	0
	9	53	0	0	0
	10	22	0	0	0
	11 /21	38	0	0	0
	12 /33	31	0	0	0
	13 /26	51	0	0	0
	15 /19	47	0	0	0
	16	2	0	0	0
	18 /23/30/36	86	0	0	0
	20	21	0	0	0
	22	22	0	0	0
	24	32	0	0	0
	25	25	0	0	0
	27	25	0	0	0
	29	29	0	0	0
	31 /35	50	1	0	0
	32	28	0	0	0
	37	22	0	0	0
	39	6	0	0	0
Penfield		899	1	0	0
Perinton	1 /39/45	55	0	0	0
	2	20	0	0	0
	3 /32/35	67	0	0	0
	4	35	0	0	0
	5	9	0	0	0
	6 /25	56	0	0	0
	7	18	0	0	0
	8 /27/33/53	73	0	0	0
	9 /43	70	0	0	0
	10 /11	44	0	0	0
	12 /16/22	43	0	0	0
	13 /55	31	0	0	0
	14	26	0	0	0

COMPTROLLER
WORKING FAMILIES PRIMARY
DETAIL

LEGISLATIVE DISTRICT OR TOWN	ELECTION DISTRICT	TOTAL VOTERS	ALAN G. HEVESI	WILLIAM J. MULROW	SCATTER
			6H	7H	
Perinton	15 /31/48	55	0	0	0
	17 /44	53	0	0	0
	18	38	0	0	0
	19 /23	38	0	0	0
	20 /40	51	0	0	0
	21 /29/41	55	0	0	0
	24 /47	56	0	0	0
	26	22	0	0	0
	28 /49/51	50	0	0	0
	30 /37	46	0	0	0
	34 /38/54/57	74	0	0	0
	36 /42	31	0	0	0
	46	19	0	0	0
	50	39	0	0	0
	52	17	0	0	0
	56	12	0	0	0
	Perinton		1,203	0	0
Pittsford	1 /2	52	0	0	0
	3	44	0	0	0
	4 /16	38	0	0	0
	5	21	0	0	0
	6 /9	58	0	0	0
	7 /17/26	68	1	0	0
	8	21	0	0	0
	10 /22/33	54	0	0	0
	11	31	0	0	0
	12 /21	37	0	0	0
	13 /20/32	73	0	0	0
	14 /15/23	45	0	0	0
	18 /28	58	0	0	0
	19 /29	44	0	1	0
	24 /25	33	0	0	0
	27 /31	26	0	0	0
	30	16	0	0	0
Pittsford		719	1	1	0
Riga	1 /6	34	0	0	0
	2 /3	39	0	0	0
	4 /5	38	0	0	0
Riga		111	0	0	0
Rush	1 /2/3/4	90	0	0	0
Rush		90	0	0	0
Sweden					

COMPTROLLER
WORKING FAMILIES PRIMARY
DETAIL

LEGISLATIVE DISTRICT OR TOWN	ELECTION DISTRICT	TOTAL VOTERS	ALAN G. HEVESI	WILLIAM J. MULROW	SCATTER
			6H	7H	
Sweden					
	1	21	0	0	0
	2 /3/4/11	82	0	1	0
	5	10	0	0	0
	6 /9	41	0	0	0
	7	36	0	0	0
	8 /10	36	0	0	0
	12	12	0	0	0
Sweden		238	0	1	0
Webster					
	1	32	0	0	0
	2 /4/38	91	0	1	0
	3 /36	52	0	0	0
	5 /19	54	0	0	0
	6 /11/39/43	87	1	0	0
	7 /15/22/37	92	0	0	0
	8 /13/18	55	0	0	0
	9	33	0	0	0
	10 /17/28/41	60	0	0	0
	12	34	0	0	0
	14	29	0	0	0
	16 /26/31	58	0	0	0
	20 /42	41	0	0	0
	21 /35	44	0	0	0
	23 /34	20	0	0	0
	24	29	0	0	0
	25	29	0	0	0
	27 /40	42	0	0	0
	29	28	0	0	0
	30	31	0	0	0
	32 /33	36	0	0	0
Webster		977	1	1	0
Wheatland					
	1	31	0	0	0
	2	27	0	0	0
	3	39	0	0	0
	4	22	0	0	0
	5	24	0	0	0
Wheatland		143	0	0	0
TOWNS		13,103	6	8	1
GRAND TOTAL:		23,060	9	9	1

GOVERNOR AND LIEUTENANT GOVERNOR
SUMMARY
PART 1 OF 2

LEGISLATIVE DISTRICT OR TOWN	TOTAL VOTERS	GEORGE E. PATAKI AND MARY O. DONOHUE	H. CARL MCCALL AND DENNIS MEHIEL	B. THOMAS GOLISANO AND MARY O. DONOHUE	GEORGE E. PATAKI AND MARY O. DONOHUE	ANDREW M. CUOMO AND CHARLES G. KING	GERARD J. CRONIN AND STASIA T. VOGEL	STANLEY ARONOWITZ AND JENNIFER DANIELS	H. CARL MCCALL AND DENNIS MEHIEL
		REP	DEM	IND	CON	LIB	RTL	GRE	WOR
Leg. Dist. 06	1,647	487	275	702	77	4	15	14	19
Leg. Dist. 07	905	233	215	358	23	4	9	5	5
Leg. Dist. 21	6,080	1,120	2,619	1,697	131	21	44	89	126
Leg. Dist. 22	3,100	254	2,240	373	49	6	9	12	54
Leg. Dist. 23	6,961	1,443	2,573	2,158	130	23	47	270	149
Leg. Dist. 24	4,211	828	1,558	1,200	89	30	31	212	114
Leg. Dist. 25	4,389	386	2,929	639	58	17	21	81	113
Leg. Dist. 26	3,366	777	978	1,302	102	10	30	33	63
Leg. Dist. 27	6,249	599	4,145	933	82	14	31	58	265
Leg. Dist. 28	3,424	699	1,267	1,105	104	7	28	21	55
Leg. Dist. 29	4,477	834	2,185	1,084	102	16	31	24	76
CITY	44,809	7,660	20,984	11,551	947	152	296	819	1,039
Brighton	14,274	4,082	4,701	4,405	306	56	79	239	143
Chili	10,231	3,584	1,687	4,100	433	24	91	42	94
Clarkson	2,048	741	317	795	105	5	13	8	17
East Rochester	2,086	654	345	935	71	9	14	7	11
Gates	9,438	3,150	1,694	3,855	387	30	80	25	79
Greece	33,057	10,980	4,816	14,239	1,452	64	281	94	250
Hamlin	2,802	1,046	318	1,200	142	7	13	13	17
Henrietta	11,098	3,578	2,486	4,122	471	24	97	37	111
Irondequoit	21,182	6,660	3,925	8,877	688	70	231	127	181
Mendon	3,625	1,382	611	1,351	155	8	15	31	16
Ogden	6,687	2,363	838	2,911	323	19	63	29	56
Parma	5,081	1,842	622	2,183	245	6	36	28	43
Penfield	14,130	4,822	2,414	5,871	515	28	93	79	68
Perinton	19,595	7,287	3,599	7,405	661	36	123	119	99

GOVERNOR AND LIEUTENANT GOVERNOR
SUMMARY
PART 1 OF 2

LEGISLATIVE DISTRICT OR TOWN	TOTAL VOTERS	GEORGE E. PATAKI AND MARY O. DONOHUE	H. CARL MCCALL AND DENNIS MEHIEL	B. THOMAS GOLISANO AND MARY O. DONOHUE	GEORGE E. PATAKI AND MARY O. DONOHUE	ANDREW M. CUOMO AND CHARLES G. KING	GERARD J. CRONIN AND STASIA T. VOGEL	STANLEY ARONOWITZ AND JENNIFER DANIELS	H. CARL MCCALL AND DENNIS MEHIEL
		REP	DEM	IND	CON	LIB	RTL	GRE	WOR
Pittsford	12,046	4,490	2,448	4,287	329	24	53	78	70
Riga	2,144	760	279	919	118	2	13	5	18
Rush	1,656	641	294	586	55	2	10	19	12
Sweden	3,599	1,247	755	1,259	152	7	32	38	40
Webster	15,107	5,250	2,337	6,363	578	30	165	72	100
Wheatland	1,996	666	379	753	92	4	22	20	21
TOWNS	191,882	65,225	34,865	76,416	7,278	455	1,524	1,110	1,446
GRAND TOTAL:	236,691	72,885	55,849	87,967	8,225	607	1,820	1,929	2,485

GOVERNOR AND LIEUTENANT GOVERNOR
SUMMARY
PART 2 OF 2

LEGISLATIVE DISTRICT OR TOWN	TOTAL VOTERS	THOMAS K. LEIGHTON AND THOMAS J. HILLGARDNER	SCOTT JEFFREY AND JAY GRECO	SCATTER	BLANK AND VOID
		MAR	LBT		
Leg. Dist. 06	1,647	17	2	0	35
Leg. Dist. 07	905	12	1	0	40
Leg. Dist. 21	6,080	41	10	1	181
Leg. Dist. 22	3,100	7	3	0	93
Leg. Dist. 23	6,961	71	23	0	74
Leg. Dist. 24	4,211	53	14	0	82
Leg. Dist. 25	4,389	20	6	0	119
Leg. Dist. 26	3,366	25	3	1	42
Leg. Dist. 27	6,249	22	7	0	93
Leg. Dist. 28	3,424	24	8	0	106
Leg. Dist. 29	4,477	16	7	0	102
CITY	44,809	308	84	2	967
Brighton	14,274	73	19	0	171
Chili	10,231	47	6	0	123
Clarkson	2,048	9	1	0	37
East Rochester	2,086	10	4	0	26
Gates	9,438	29	9	1	99
Greece	33,057	138	25	7	711
Hamlin	2,802	18	4	0	24
Henrietta	11,098	52	11	1	108
Irondequoit	21,182	101	24	4	294
Mendon	3,625	16	7	0	33
Ogden	6,687	21	4	1	59
Parma	5,081	20	5	0	51
Penfield	14,130	72	21	2	145
Perinton	19,595	88	19	0	159
Pittsford	12,046	53	10	0	204
Riga	2,144	10	1	0	19
Rush	1,656	13	1	0	23
Sweden	3,599	22	1	0	46
Webster	15,107	55	10	3	144
Wheatland	1,996	8	3	0	28
TOWNS	191,882	855	185	19	2,504
GRAND TOTAL:	236,691	1,163	269	21	3,471

GOVERNOR AND LIEUTENANT GOVERNOR
DETAIL
PART 1 OF 2

LEGISLATIVE DISTRICT OR TOWN	ELECTION DISTRICT	TOTAL VOTERS	GEORGE E. PATAKI AND MARY O. DONOHUE	H. CARL MCCALL AND DENNIS MEHIEL	B. THOMAS GOLISANO AND MARY O. DONOHUE	GEORGE E. PATAKI AND MARY O. DONOHUE	ANDREW M. CUOMO AND CHARLES G. KING	GERARD J. CRONIN AND STASIA T. VOGEL	STANLEY ARONOWITZ AND JENNIFER DANIELS	H. CARL MCCALL AND DENNIS MEHIEL
			REP	DEM	IND	CON	LIB	RTL	GRE	WOR
Leg. Dist. 06										
	1	407	130	65	168	18	1	6	3	5
	2	194	58	33	76	11	0	1	5	1
	3	249	89	30	102	13	1	2	1	2
	4	267	77	41	119	17	1	2	0	4
	5	260	64	54	112	13	0	4	1	4
	6	270	69	52	125	5	1	0	4	3
Leg. Dist. 06		1,647	487	275	702	77	4	15	14	19
Leg. Dist. 07										
	1	406	113	97	174	10	1	0	1	0
	2	279	61	70	97	9	2	6	3	3
	3	220	59	48	87	4	1	3	1	2
Leg. Dist. 07		905	233	215	358	23	4	9	5	5
Leg. Dist. 21										
	1	256	58	90	79	11	1	2	6	5
	2	265	56	96	82	8	1	2	6	9
	3	139	25	55	48	3	0	2	2	0
	4	166	28	75	50	6	1	2	0	0
	5/16	328	77	102	113	8	2	3	4	10
	6	204	43	91	56	2	2	0	3	1
	7	384	97	129	137	11	0	1	1	3
	8	109	13	49	36	2	0	0	2	4
	9	248	58	98	75	3	0	1	6	5
	10	347	81	122	112	3	2	3	10	3
	11	138	29	67	27	3	0	2	0	7

GOVERNOR AND LIEUTENANT GOVERNOR
DETAIL
PART 1 OF 2

LEGISLATIVE DISTRICT OR TOWN	ELECTION DISTRICT	TOTAL VOTERS	GEORGE E. PATAKI AND MARY O. DONOHUE	H. CARL MCCALL AND DENNIS MEHIEL	B. THOMAS GOLISANO AND MARY O. DONOHUE	GEORGE E. PATAKI AND MARY O. DONOHUE	ANDREW M. CUOMO AND CHARLES G. KING	GERARD J. CRONIN AND STASIA T. VOGEL	STANLEY ARONOWITZ AND JENNIFER DANIELS	H. CARL MCCALL AND DENNIS MEHIEL
			REP	DEM	IND	CON	LIB	RTL	GRE	WOR
Leg. Dist. 21										
	12	290	62	104	98	5	1	2	7	4
	13	106	14	54	16	1	0	0	12	5
	14	346	66	141	94	11	5	3	4	5
	15	300	54	130	91	5	0	1	5	6
	17/28	250	43	14	67	7	1	2	2	9
	18	214	33	124	44	2	2	0	1	6
	19	82	7	45	25	0	0	0	0	4
	20	137	27	53	46	4	1	4	0	2
	21	226	44	119	46	4	0	0	1	11
	22	235	19	157	40	3	1	5	2	2
	23	170	16	105	36	5	0	1	1	1
	24	275	57	89	109	8	0	3	5	3
	25	228	20	150	42	5	0	1	3	5
	26	185	15	131	19	2	0	2	3	8
	27	127	9	81	27	4	0	0	1	2
	29	93	19	46	25	0	0	0	0	0
	30	20	6	8	4	1	0	0	0	0
	31/34	105	19	52	25	1	0	1	2	3
	32	15	2	9	4	0	0	0	0	0
	33	92	23	33	24	3	1	1	0	3
Leg. Dist. 21		6,080	1,120	2,619	1,697	131	21	44	89	126
Leg. Dist. 22										
	1/29-17	265	39	158	49	7	0	3	2	4
	2	77	6	56	9	2	0	0	0	3
	3	163	22	105	16	7	0	0	0	2
	4	71	7	49	9	3	0	0	0	0

GOVERNOR AND LIEUTENANT GOVERNOR
DETAIL
PART 1 OF 2

LEGISLATIVE DISTRICT OR TOWN	ELECTION DISTRICT	TOTAL VOTERS	GEORGE E. PATAKI AND MARY O. DONOHUE	H. CARL MCCALL AND DENNIS MEHIEL	B. THOMAS GOLISANO AND MARY O. DONOHUE	GEORGE E. PATAKI AND MARY O. DONOHUE	ANDREW M. CUOMO AND CHARLES G. KING	GERARD J. CRONIN AND STASIA T. VOGEL	STANLEY ARONOWITZ AND JENNIFER DANIELS	H. CARL MCCALL AND DENNIS MEHIEL
			REP	DEM	IND	CON	LIB	RTL	GRE	WOR
Leg. Dist. 22										
	5	165	15	133	13	0	0	0	0	3
	6	147	4	131	4	1	1	0	0	3
	7	93	5	77	5	0	0	0	0	2
	8	163	10	110	28	4	0	1	4	3
	9	121	10	95	10	2	0	0	0	3
	10	137	8	107	9	3	1	0	0	2
	11	174	14	125	28	0	1	0	2	2
	12	99	2	83	6	0	1	0	1	3
	13	67	1	58	1	0	0	0	0	1
	14	169	17	122	22	2	0	1	0	2
	15	167	9	126	15	3	0	1	1	5
	16	68	10	49	6	1	0	0	0	0
	17	66	3	41	13	5	0	0	0	1
	18	83	7	66	2	1	0	0	0	0
	19	119	6	82	20	0	1	0	1	3
	20	155	10	118	21	1	0	1	0	1
	21	136	8	101	14	5	0	0	0	3
	22	197	22	133	31	0	1	0	1	4
	23	121	10	77	20	0	0	2	0	3
	24	77	9	38	22	2	0	0	0	1
Leg. Dist. 22		3,100	254	2,240	373	49	6	9	12	54
Leg. Dist. 23										
	1	148	37	50	43	6	1	0	3	4
	2	248	45	88	75	4	0	3	17	2
	3	168	29	59	52	3	0	1	14	3
	4	396	87	166	110	6	0	4	12	6

GOVERNOR AND LIEUTENANT GOVERNOR
DETAIL
PART 1 OF 2

LEGISLATIVE DISTRICT OR TOWN	ELECTION DISTRICT	TOTAL VOTERS	GEORGE E. PATAKI AND MARY O. DONOHUE	H. CARL MCCALL AND DENNIS MEHIEL	B. THOMAS GOLISANO AND MARY O. DONOHUE	GEORGE E. PATAKI AND MARY O. DONOHUE	ANDREW M. CUOMO AND CHARLES G. KING	GERARD J. CRONIN AND STASIA T. VOGEL	STANLEY ARONOWITZ AND JENNIFER DANIELS	H. CARL MCCALL AND DENNIS MEHIEL
			REP	DEM	IND	CON	LIB	RTL	GRE	WOR
Leg. Dist. 23										
	5	298	58	119	81	3	2	1	18	2
	6	150	33	54	49	4	0	0	4	2
	7	271	48	95	84	4	0	1	23	10
	8	252	39	110	64	6	1	0	14	8
	9	158	31	53	56	2	0	0	6	6
	10	221	40	89	61	4	0	1	13	10
	11	274	51	102	88	3	0	3	12	9
	12	343	77	136	92	4	0	5	9	16
	13	218	39	66	93	5	1	3	4	3
	14	224	49	86	60	5	1	0	17	5
	15	140	27	47	46	2	0	1	10	4
	16	234	38	84	78	3	2	1	11	2
	17	345	92	91	133	8	1	2	7	5
	18	295	69	91	109	6	0	2	8	5
	19	286	77	82	99	10	0	0	2	8
	20	318	52	143	82	0	3	5	13	10
	21	258	60	117	59	4	4	0	6	5
	22	218	42	78	75	4	1	1	9	5
	23	142	22	61	41	1	0	0	9	3
	24	269	76	107	68	7	1	1	3	0
	25	418	75	167	140	8	4	3	9	5
	26	450	98	157	153	10	1	8	11	6
	27	219	52	75	67	8	0	1	6	5
Leg. Dist. 23		6,961	1,443	2,573	2,158	130	23	47	270	149
Leg. Dist. 24										
	1	336	38	161	78	6	4	0	23	19

GOVERNOR AND LIEUTENANT GOVERNOR
DETAIL
PART 1 OF 2

LEGISLATIVE DISTRICT OR TOWN	ELECTION DISTRICT	TOTAL VOTERS	GEORGE E. PATAKI AND MARY O. DONOHUE	H. CARL MCCALL AND DENNIS MEHIEL	B. THOMAS GOLISANO AND MARY O. DONOHUE	GEORGE E. PATAKI AND MARY O. DONOHUE	ANDREW M. CUOMO AND CHARLES G. KING	GERARD J. CRONIN AND STASIA T. VOGEL	STANLEY ARONOWITZ AND JENNIFER DANIELS	H. CARL MCCALL AND DENNIS MEHIEL
			REP	DEM	IND	CON	LIB	RTL	GRE	WOR
Leg. Dist. 24										
	2	268	43	125	57	4	2	1	21	11
	3	275	51	94	91	4	0	2	18	7
	4	288	41	109	92	7	2	4	16	6
	5	298	67	98	89	3	1	5	12	3
	6	196	52	57	66	7	0	1	10	2
	7	197	40	73	53	8	5	2	6	3
	8	271	66	98	71	5	3	1	13	4
	9	193	57	60	57	5	0	2	7	5
	10	305	42	120	78	5	1	1	34	13
	11	233	67	89	50	8	0	2	2	5
	12	142	48	40	45	4	1	1	0	1
	13	235	39	80	78	5	1	3	9	11
	14	278	40	110	66	4	3	3	22	13
	15	341	61	112	126	6	3	2	8	4
	16	262	43	109	76	5	3	1	10	7
	17	93	33	23	27	3	1	0	1	0
Leg. Dist. 24		4,211	828	1,558	1,200	89	30	31	212	114
Leg. Dist. 25										
	1	258	38	136	57	4	3	1	6	5
	2	200	7	164	15	1	0	0	1	5
	3	335	21	263	25	3	2	2	2	7
	4	73	1	55	8	1	0	0	0	3
	5	192	5	164	12	0	0	0	0	8
	6	219	24	110	55	5	1	3	6	4
	7	232	3	204	14	2	0	0	0	5
	8	254	9	213	13	2	1	0	0	12

GOVERNOR AND LIEUTENANT GOVERNOR
DETAIL
PART 1 OF 2

LEGISLATIVE DISTRICT OR TOWN	ELECTION DISTRICT	TOTAL VOTERS	GEORGE E. PATAKI AND MARY O. DONOHUE	H. CARL MCCALL AND DENNIS MEHIEL	B. THOMAS GOLISANO AND MARY O. DONOHUE	GEORGE E. PATAKI AND MARY O. DONOHUE	ANDREW M. CUOMO AND CHARLES G. KING	GERARD J. CRONIN AND STASIA T. VOGEL	STANLEY ARONOWITZ AND JENNIFER DANIELS	H. CARL MCCALL AND DENNIS MEHIEL
			REP	DEM	IND	CON	LIB	RTL	GRE	WOR
Leg. Dist. 25										
	9	163	2	142	10	1	0	1	0	2
	10	246	8	183	35	4	1	0	2	4
	11	191	3	160	11	3	0	0	1	6
	12	298	44	131	74	3	0	1	22	11
	13	213	5	187	11	0	0	0	0	6
	14/24	333	54	146	76	7	4	4	17	13
	15	174	4	147	14	2	0	0	0	4
	16	57	18	18	12	1	0	3	1	4
	17	133	4	109	13	1	0	0	1	2
	18	269	52	121	49	8	3	0	10	5
	19	6	2	0	3	1	0	0	0	0
	20	238	41	123	47	7	1	2	3	2
	21	92	16	41	28	2	1	1	2	0
	22	164	18	85	48	0	0	3	2	5
	23	49	7	27	9	0	0	0	5	0
Leg. Dist. 25		4,389	386	2,929	639	58	17	21	81	113
Leg. Dist. 26										
	1	194	43	71	55	5	1	4	2	10
	2	99	21	44	24	4	1	1	0	2
	3	210	60	46	87	6	0	0	6	1
	4	225	64	41	97	8	0	5	3	2
	5	219	61	56	93	2	0	0	0	2
	7	219	58	55	85	8	0	0	2	4
	8	264	47	98	91	11	0	1	4	5
	9	245	56	71	89	10	2	3	5	6
	10	262	49	83	105	10	1	1	1	6

GOVERNOR AND LIEUTENANT GOVERNOR
DETAIL
PART 1 OF 2

LEGISLATIVE DISTRICT OR TOWN	ELECTION DISTRICT	TOTAL VOTERS	GEORGE E. PATAKI AND MARY O. DONOHUE	H. CARL MCCALL AND DENNIS MEHIEL	B. THOMAS GOLISANO AND MARY O. DONOHUE	GEORGE E. PATAKI AND MARY O. DONOHUE	ANDREW M. CUOMO AND CHARLES G. KING	GERARD J. CRONIN AND STASIA T. VOGEL	STANLEY ARONOWITZ AND JENNIFER DANIELS	H. CARL MCCALL AND DENNIS MEHIEL
			REP	DEM	IND	CON	LIB	RTL	GRE	WOR
Leg. Dist. 26										
	11	269	91	45	106	11	1	2	0	4
	12/28-19	308	53	119	113	4	0	1	3	11
	13/28-21	166	30	59	61	4	1	3	3	0
	14	224	49	59	98	6	0	6	2	3
	15	247	50	83	97	4	1	2	0	3
	16	213	45	48	99	9	2	1	2	4
	17	2	0	0	2	0	0	0	0	0
Leg. Dist. 26		3,366	777	978	1,302	102	10	30	33	63
Leg. Dist. 27										
	1	296	48	164	57	9	0	2	1	9
	2	289	37	181	39	5	0	2	1	16
	3	276	44	153	39	4	1	2	3	24
	4	299	33	169	53	5	2	2	3	29
	5	318	29	207	39	6	3	0	3	25
	6	280	35	181	40	5	0	0	3	5
	7	281	30	169	49	2	1	1	7	12
	8	266	26	182	42	4	0	0	2	6
	9	324	21	222	41	1	0	1	8	27
	10	284	34	161	63	5	1	2	6	7
	11	312	39	190	57	5	1	1	4	9
	12	254	24	186	28	1	0	1	3	8
	13	277	23	210	34	1	0	1	1	6
	14	181	13	132	25	3	1	0	0	4
	15	239	10	182	26	0	0	2	2	15
	16	299	13	230	23	0	2	2	2	20
	17	126	25	66	29	3	0	1	0	0

GOVERNOR AND LIEUTENANT GOVERNOR
DETAIL
PART 1 OF 2

LEGISLATIVE DISTRICT OR TOWN	ELECTION DISTRICT	TOTAL VOTERS	GEORGE E. PATAKI AND MARY O. DONOHUE	H. CARL MCCALL AND DENNIS MEHIEL	B. THOMAS GOLISANO AND MARY O. DONOHUE	GEORGE E. PATAKI AND MARY O. DONOHUE	ANDREW M. CUOMO AND CHARLES G. KING	GERARD J. CRONIN AND STASIA T. VOGEL	STANLEY ARONOWITZ AND JENNIFER DANIELS	H. CARL MCCALL AND DENNIS MEHIEL
			REP	DEM	IND	CON	LIB	RTL	GRE	WOR
Leg. Dist. 27										
	18	169	11	124	23	3	0	0	1	5
	19	285	14	210	32	5	0	4	1	13
	20	177	7	141	11	2	1	1	0	9
	21	131	4	103	17	3	0	0	1	1
	22	261	14	206	26	1	0	3	1	5
	23	187	8	150	14	2	0	0	5	6
	27	234	32	97	85	4	1	3	0	3
	28	204	25	129	41	3	0	0	0	1
Leg. Dist. 27		6,249	599	4,145	933	82	14	31	58	265
Leg. Dist. 28										
	1	181	30	88	49	4	0	4	2	0
	2	179	44	64	59	1	1	2	0	4
	3	127	24	52	37	4	0	1	0	2
	4	247	52	83	93	6	0	1	1	3
	5	159	50	45	49	7	0	0	2	0
	6	205	50	74	64	7	1	0	0	0
	7	248	51	96	80	9	0	0	1	6
	8	179	22	96	35	3	0	2	1	1
	9	113	29	23	47	6	0	1	0	1
	10	122	17	30	59	7	1	0	0	3
	11/25	211	52	78	62	6	0	1	0	4
	12	126	18	48	35	4	2	0	2	5
	13	180	38	50	76	3	0	1	2	3
	14	187	36	79	56	7	1	2	2	2
	15	109	27	47	22	6	0	0	1	0
	16	160	28	42	59	9	0	3	4	3

GOVERNOR AND LIEUTENANT GOVERNOR
DETAIL
PART 1 OF 2

LEGISLATIVE DISTRICT OR TOWN	ELECTION DISTRICT	TOTAL VOTERS	GEORGE E. PATAKI AND MARY O. DONOHUE	H. CARL MCCALL AND DENNIS MEHIEL	B. THOMAS GOLISANO AND MARY O. DONOHUE	GEORGE E. PATAKI AND MARY O. DONOHUE	ANDREW M. CUOMO AND CHARLES G. KING	GERARD J. CRONIN AND STASIA T. VOGEL	STANLEY ARONOWITZ AND JENNIFER DANIELS	H. CARL MCCALL AND DENNIS MEHIEL
			REP	DEM	IND	CON	LIB	RTL	GRE	WOR
Leg. Dist. 28										
	17	61	16	22	18	2	0	0	0	1
	18	258	56	84	89	6	0	8	0	7
	22	106	11	57	21	2	0	1	2	5
	23	241	44	101	83	4	1	1	1	5
	24	25	4	8	12	1	0	0	0	0
Leg. Dist. 28		3,424	699	1,267	1,105	104	7	28	21	55
Leg. Dist. 29										
	1	33	8	12	11	1	0	1	0	0
	2	61	3	49	3	1	1	0	0	3
	3/7	149	29	75	39	0	0	0	0	3
	4	256	45	99	89	7	1	3	2	3
	5	249	48	115	67	11	1	1	0	4
	6	166	46	62	44	4	0	2	2	0
	8	202	35	84	70	2	1	1	1	2
	9	180	41	72	51	6	0	2	2	1
	10	206	35	111	46	7	0	1	0	2
	11	174	42	51	70	3	1	0	0	3
	12	188	39	95	44	3	0	1	1	2
	13	167	20	119	16	1	1	0	0	6
	14	193	40	75	62	8	0	0	0	4
	15	170	22	100	34	4	1	0	0	3
	16	77	9	51	11	0	0	0	0	3
	18	216	63	60	72	6	1	2	2	4
	19	165	35	88	25	7	0	0	1	5
	20	243	30	170	31	1	2	1	4	2
	21	253	47	127	51	8	1	2	2	7

GOVERNOR AND LIEUTENANT GOVERNOR
DETAIL
PART 1 OF 2

LEGISLATIVE DISTRICT OR TOWN	ELECTION DISTRICT	TOTAL VOTERS	GEORGE E. PATAKI AND MARY O. DONOHUE	H. CARL MCCALL AND DENNIS MEHIEL	B. THOMAS GOLISANO AND MARY O. DONOHUE	GEORGE E. PATAKI AND MARY O. DONOHUE	ANDREW M. CUOMO AND CHARLES G. KING	GERARD J. CRONIN AND STASIA T. VOGEL	STANLEY ARONOWITZ AND JENNIFER DANIELS	H. CARL MCCALL AND DENNIS MEHIEL
			REP	DEM	IND	CON	LIB	RTL	GRE	WOR
Leg. Dist. 29										
	22	125	15	76	19	3	1	1	0	3
	23	241	46	123	42	5	2	3	3	1
	24	274	58	125	70	6	0	4	2	4
	25	251	55	95	76	5	2	4	0	3
	26	164	13	110	27	3	0	1	1	4
	27	74	10	41	14	0	0	1	1	4
Leg. Dist. 29		4,477	834	2,185	1,084	102	16	31	24	76
CITY		44,809	7,660	20,984	11,551	947	152	296	819	1,039
Brighton										
	1	370	123	125	102	5	2	0	7	3
	2	247	76	62	82	8	0	1	3	3
	3	308	89	70	116	8	1	0	7	3
	4	300	83	119	76	6	0	2	7	4
	5	325	67	139	91	5	2	0	12	3
	6	479	137	142	150	13	0	3	10	9
	7	292	78	91	91	6	3	7	8	4
	8	364	136	73	141	7	2	3	0	0
	9	292	78	102	78	11	3	1	9	4
	10	371	118	124	116	6	1	0	1	1
	11	410	126	94	147	10	4	2	15	3
	12	450	102	161	160	5	0	2	9	4
	13	275	85	78	89	6	2	1	4	4
	14	182	57	64	39	8	1	2	6	3
	15	275	84	68	93	9	1	2	7	6
	16	264	108	52	90	4	0	2	3	2

GOVERNOR AND LIEUTENANT GOVERNOR
DETAIL
PART 1 OF 2

LEGISLATIVE DISTRICT OR TOWN	ELECTION DISTRICT	TOTAL VOTERS	GEORGE E. PATAKI AND MARY O. DONOHUE	H. CARL MCCALL AND DENNIS MEHIEL	B. THOMAS GOLISANO AND MARY O. DONOHUE	GEORGE E. PATAKI AND MARY O. DONOHUE	ANDREW M. CUOMO AND CHARLES G. KING	GERARD J. CRONIN AND STASIA T. VOGEL	STANLEY ARONOWITZ AND JENNIFER DANIELS	H. CARL MCCALL AND DENNIS MEHIEL
			REP	DEM	IND	CON	LIB	RTL	GRE	WOR
Brighton										
	17	201	36	122	19	4	3	1	2	3
	18	336	93	107	109	7	2	1	2	7
	19	231	54	89	68	10	1	1	4	2
	20	243	62	90	71	7	0	3	1	6
	21	278	64	112	81	6	1	2	3	4
	22	369	114	122	116	5	3	1	2	1
	23	327	72	122	112	3	1	2	4	7
	24	261	75	63	101	10	0	3	0	1
	25	263	63	101	79	2	2	1	10	3
	26	293	87	78	102	5	0	4	9	3
	27	274	64	114	77	6	1	0	9	2
	28	440	134	159	116	9	3	1	9	3
	29	240	87	62	79	7	0	0	1	1
	30	528	152	184	153	8	3	0	7	3
	31	291	72	104	102	4	0	1	3	0
	32	378	111	130	116	2	1	1	7	4
	33	390	136	108	118	13	1	2	4	4
	34	318	89	91	103	12	1	9	7	2
	35	325	88	120	88	7	4	0	8	5
	36	237	64	86	62	7	0	3	10	1
	37	344	88	119	111	8	0	0	7	3
	38	401	114	154	113	6	1	0	6	3
	39	266	78	86	79	6	0	3	3	4
	40	510	143	176	165	5	1	1	6	7
	41	359	101	137	102	4	1	0	1	2
	42	115	24	35	43	5	0	2	1	2
	43	339	103	103	110	11	2	3	3	2

GOVERNOR AND LIEUTENANT GOVERNOR
DETAIL
PART 1 OF 2

LEGISLATIVE DISTRICT OR TOWN	ELECTION DISTRICT	TOTAL VOTERS	GEORGE E. PATAKI AND MARY O. DONOHUE	H. CARL MCCALL AND DENNIS MEHIEL	B. THOMAS GOLISANO AND MARY O. DONOHUE	GEORGE E. PATAKI AND MARY O. DONOHUE	ANDREW M. CUOMO AND CHARLES G. KING	GERARD J. CRONIN AND STASIA T. VOGEL	STANLEY ARONOWITZ AND JENNIFER DANIELS	H. CARL MCCALL AND DENNIS MEHIEL
			REP	DEM	IND	CON	LIB	RTL	GRE	WOR
Brighton										
	44	152	45	45	52	1	0	1	2	2
	45	206	78	62	52	6	1	3	0	0
	46	155	44	56	45	3	1	2	0	0
Brighton		14,274	4,082	4,701	4,405	306	56	79	239	143
Chili										
	1	301	115	53	106	15	0	5	0	4
	2	377	118	48	176	19	1	1	1	4
	3	379	111	69	165	16	0	1	4	1
	4	240	90	42	90	13	0	0	1	3
	5	306	110	50	119	14	2	5	1	1
	6	350	135	45	137	5	2	9	0	6
	7	174	67	27	66	8	1	0	0	1
	8	333	144	25	131	15	1	6	1	3
	9	316	117	58	113	12	0	9	2	1
	10	267	104	26	98	22	1	4	2	4
	11	389	143	80	139	12	0	1	1	4
	12	449	162	72	178	19	1	5	1	4
	13	452	159	64	197	15	2	2	3	3
	14	360	114	62	153	16	0	6	0	5
	15	329	141	36	120	16	0	1	1	5
	16	395	148	67	153	14	2	1	1	2
	17	681	239	106	286	29	1	4	4	3
	18	461	176	50	192	23	1	3	3	5
	19	294	107	50	116	11	1	3	0	3
	20	461	153	95	175	19	0	5	0	8
	21	252	98	34	95	11	1	3	1	2

GOVERNOR AND LIEUTENANT GOVERNOR
DETAIL
PART 1 OF 2

LEGISLATIVE DISTRICT OR TOWN	ELECTION DISTRICT	TOTAL VOTERS	GEORGE E. PATAKI AND MARY O. DONOHUE	H. CARL MCCALL AND DENNIS MEHIEL	B. THOMAS GOLISANO AND MARY O. DONOHUE	GEORGE E. PATAKI AND MARY O. DONOHUE	ANDREW M. CUOMO AND CHARLES G. KING	GERARD J. CRONIN AND STASIA T. VOGEL	STANLEY ARONOWITZ AND JENNIFER DANIELS	H. CARL MCCALL AND DENNIS MEHIEL
			REP	DEM	IND	CON	LIB	RTL	GRE	WOR
Chili										
	22	395	116	84	163	10	3	5	2	4
	23	249	89	31	111	12	0	1	1	2
	24	368	109	71	157	19	1	1	1	0
	25	258	58	72	107	11	0	0	3	1
	26	402	132	58	183	19	0	1	2	3
	27	304	93	62	122	14	2	5	0	0
	28	263	91	77	78	9	1	0	2	4
	29	228	86	36	87	9	0	1	2	5
	30	181	54	34	82	6	0	1	1	2
	31	17	5	3	5	0	0	2	1	1
Chili		10,231	3,584	1,687	4,100	433	24	91	42	94
Clarkson										
	1	365	134	43	158	17	0	4	2	2
	2	304	114	55	92	19	1	3	2	0
	3	339	104	84	124	13	0	1	1	6
	4	453	163	61	191	23	2	1	2	0
	5	324	120	36	132	21	1	2	0	7
	6	263	106	38	98	12	1	2	1	2
Clarkson		2,048	741	317	795	105	5	13	8	17
East Rochester										
	1	362	107	71	152	9	2	7	1	3
	2	292	103	43	119	18	0	2	1	3
	3	326	117	45	150	8	0	0	0	3
	4	293	84	43	135	16	3	1	2	0

GOVERNOR AND LIEUTENANT GOVERNOR
DETAIL
PART 1 OF 2

LEGISLATIVE DISTRICT OR TOWN	ELECTION DISTRICT	TOTAL VOTERS	GEORGE E. PATAKI AND MARY O. DONOHUE	H. CARL MCCALL AND DENNIS MEHIEL	B. THOMAS GOLISANO AND MARY O. DONOHUE	GEORGE E. PATAKI AND MARY O. DONOHUE	ANDREW M. CUOMO AND CHARLES G. KING	GERARD J. CRONIN AND STASIA T. VOGEL	STANLEY ARONOWITZ AND JENNIFER DANIELS	H. CARL MCCALL AND DENNIS MEHIEL
			REP	DEM	IND	CON	LIB	RTL	GRE	WOR
East Rochester										
	5	254	84	50	108	9	1	0	1	0
	6	273	74	44	138	2	3	3	1	2
	7	286	85	49	133	9	0	1	1	0
East Rochester		2,086	654	345	935	71	9	14	7	11
Gates										
	1	211	67	39	76	15	2	2	4	6
	2	293	111	42	118	16	0	0	0	3
	3	195	62	46	73	5	1	3	1	2
	4	296	96	60	113	15	2	1	2	1
	5	400	152	78	148	15	1	4	0	0
	6	326	120	67	114	9	0	5	1	2
	7	382	116	53	190	13	0	1	0	4
	8	233	88	36	99	8	0	1	0	1
	9	362	107	72	149	16	1	1	1	2
	10	181	60	38	69	6	2	1	0	4
	11	209	51	44	96	9	0	2	0	2
	12	186	69	42	64	7	0	0	0	1
	13	319	93	56	143	13	1	3	0	2
	14	246	88	47	98	6	0	1	0	1
	15	382	140	63	149	18	1	4	1	2
	16	246	81	53	87	14	3	3	1	2
	17	251	86	40	105	5	0	3	2	3
	18	310	130	38	116	19	1	2	0	1
	19	283	82	41	135	16	0	2	0	4
	20	275	92	45	121	5	1	4	2	2
	21	276	118	39	103	7	1	3	0	1

GOVERNOR AND LIEUTENANT GOVERNOR
DETAIL
PART 1 OF 2

LEGISLATIVE DISTRICT OR TOWN	ELECTION DISTRICT	TOTAL VOTERS	GEORGE E. PATAKI AND MARY O. DONOHUE	H. CARL MCCALL AND DENNIS MEHIEL	B. THOMAS GOLISANO AND MARY O. DONOHUE	GEORGE E. PATAKI AND MARY O. DONOHUE	ANDREW M. CUOMO AND CHARLES G. KING	GERARD J. CRONIN AND STASIA T. VOGEL	STANLEY ARONOWITZ AND JENNIFER DANIELS	H. CARL MCCALL AND DENNIS MEHIEL
			REP	DEM	IND	CON	LIB	RTL	GRE	WOR
Gates										
	22	242	85	37	92	14	1	2	4	5
	23	280	90	50	123	10	2	1	0	1
	24	301	112	51	113	10	3	3	1	2
	25	295	97	60	118	9	0	5	0	0
	26	334	103	45	161	13	0	4	0	4
	27	353	97	91	135	14	1	2	2	5
	28	231	56	48	101	11	1	4	0	6
	29	267	82	44	122	13	0	2	0	1
	30	180	43	40	78	8	1	0	0	4
	31	225	81	36	93	10	0	2	0	1
	32	324	107	58	131	16	1	4	2	3
	33	148	53	25	58	10	0	0	0	1
	34	210	66	42	86	11	0	2	0	0
	35	186	69	28	78	1	3	3	1	0
Gates		9,438	3,150	1,694	3,855	387	30	80	25	79
Greece										
	1	291	89	37	132	16	0	1	3	3
	2	303	90	40	146	14	1	1	1	1
	3	313	108	54	129	11	0	3	1	1
	4	253	77	41	98	12	1	4	3	0
	5	227	73	38	88	12	0	2	1	1
	6	232	84	29	86	8	3	1	1	4
	7	315	113	40	135	9	0	5	1	2
	8	267	106	28	101	13	0	4	1	2
	9	273	79	50	109	16	2	5	0	3
	10	259	88	39	114	5	0	0	1	5

GOVERNOR AND LIEUTENANT GOVERNOR
DETAIL
PART 1 OF 2

LEGISLATIVE DISTRICT OR TOWN	ELECTION DISTRICT	TOTAL VOTERS	GEORGE E. PATAKI AND MARY O. DONOHUE	H. CARL MCCALL AND DENNIS MEHIEL	B. THOMAS GOLISANO AND MARY O. DONOHUE	GEORGE E. PATAKI AND MARY O. DONOHUE	ANDREW M. CUOMO AND CHARLES G. KING	GERARD J. CRONIN AND STASIA T. VOGEL	STANLEY ARONOWITZ AND JENNIFER DANIELS	H. CARL MCCALL AND DENNIS MEHIEL
			REP	DEM	IND	CON	LIB	RTL	GRE	WOR
Greece										
	11	145	46	31	58	3	0	2	2	1
	12	214	68	30	90	12	0	3	0	3
	13	288	93	34	132	12	0	7	0	2
	14	261	74	56	99	19	2	1	0	2
	15	263	97	30	120	8	0	0	1	4
	16	205	65	22	99	8	0	1	2	2
	17	351	116	40	172	14	0	0	1	3
	18	366	114	49	167	22	0	4	0	4
	19	241	77	40	99	12	0	0	1	3
	20	254	84	45	94	22	1	0	3	1
	21	325	111	44	140	9	0	3	1	5
	22	233	85	39	96	8	0	0	0	2
	23	400	106	55	185	15	2	3	0	3
	24	481	160	54	223	24	2	4	1	2
	25	285	77	41	139	11	0	6	4	2
	26	258	83	37	113	6	1	6	1	1
	27	408	130	72	180	13	0	4	2	4
	28	346	114	45	164	14	0	0	1	1
	29	322	92	47	153	19	0	4	0	2
	30	252	81	44	102	12	1	1	1	1
	31	296	106	46	122	13	0	0	1	5
	32	325	105	57	141	4	1	1	3	4
	33	417	154	54	177	19	0	4	0	3
	34	336	105	41	168	9	0	0	1	2
	35	279	87	46	118	17	0	2	0	3
	36	378	123	60	154	21	1	6	1	2
	37	243	80	28	101	19	0	3	0	0

GOVERNOR AND LIEUTENANT GOVERNOR
DETAIL
PART 1 OF 2

LEGISLATIVE DISTRICT OR TOWN	ELECTION DISTRICT	TOTAL VOTERS	GEORGE E. PATAKI AND MARY O. DONOHUE	H. CARL MCCALL AND DENNIS MEHIEL	B. THOMAS GOLISANO AND MARY O. DONOHUE	GEORGE E. PATAKI AND MARY O. DONOHUE	ANDREW M. CUOMO AND CHARLES G. KING	GERARD J. CRONIN AND STASIA T. VOGEL	STANLEY ARONOWITZ AND JENNIFER DANIELS	H. CARL MCCALL AND DENNIS MEHIEL
			REP	DEM	IND	CON	LIB	RTL	GRE	WOR
Greece										
	38	341	133	59	118	15	0	1	3	6
	39	207	80	35	77	9	0	1	0	0
	40	260	100	52	93	5	1	3	1	1
	41	323	97	40	150	17	1	5	1	2
	42	289	96	65	99	11	1	6	0	2
	43	407	146	32	192	31	2	1	0	0
	44	377	118	57	172	17	1	4	1	1
	45	423	161	66	162	20	1	1	0	2
	46	210	64	27	99	11	0	2	0	4
	47	336	112	46	144	16	1	6	0	5
	48	248	87	35	99	11	4	3	0	2
	49	279	76	44	128	11	2	5	0	1
	50	329	122	41	141	20	0	3	1	0
	51	218	72	31	99	5	1	3	1	1
	52	387	148	49	161	18	0	2	1	1
	53	239	76	46	93	14	0	2	3	0
	54	316	107	35	148	9	1	5	0	5
	55	298	80	34	152	17	1	2	0	3
	56	396	118	57	182	14	0	0	2	5
	57	331	113	56	134	14	1	0	2	7
	58	389	123	68	165	20	1	2	0	4
	59	236	72	62	80	9	1	3	1	5
	60	283	90	40	126	11	0	1	0	3
	61	312	97	50	125	21	0	4	1	1
	62	394	136	65	160	17	0	4	0	5
	63	354	106	60	160	10	1	1	4	2
	64	290	113	52	94	10	0	3	1	1

GOVERNOR AND LIEUTENANT GOVERNOR
DETAIL
PART 1 OF 2

LEGISLATIVE DISTRICT OR TOWN	ELECTION DISTRICT	TOTAL VOTERS	GEORGE E. PATAKI AND MARY O. DONOHUE	H. CARL MCCALL AND DENNIS MEHIEL	B. THOMAS GOLISANO AND MARY O. DONOHUE	GEORGE E. PATAKI AND MARY O. DONOHUE	ANDREW M. CUOMO AND CHARLES G. KING	GERARD J. CRONIN AND STASIA T. VOGEL	STANLEY ARONOWITZ AND JENNIFER DANIELS	H. CARL MCCALL AND DENNIS MEHIEL
			REP	DEM	IND	CON	LIB	RTL	GRE	WOR
Greece										
	65	362	131	58	144	9	1	2	1	3
	66	209	58	40	93	9	1	1	1	1
	67	273	91	28	132	11	2	2	0	1
	68	412	143	61	162	27	0	2	0	3
	69	247	75	35	124	9	0	2	0	1
	70	289	107	30	126	12	0	5	2	1
	71	405	155	64	146	19	1	3	0	6
	72	355	126	41	153	25	0	4	0	0
	73	203	70	44	72	7	0	3	1	1
	74	256	68	45	122	15	1	0	3	0
	75	280	102	37	120	12	1	0	0	3
	76	240	84	28	107	7	0	3	2	1
	77	384	132	54	147	15	0	2	0	5
	78	253	89	34	111	9	0	2	0	2
	79	344	131	43	146	19	0	2	0	0
	80	370	116	39	176	22	0	7	1	2
	81	274	92	30	133	9	1	3	0	3
	82	247	70	55	102	12	0	3	0	2
	83	233	81	45	92	6	1	2	0	2
	84	396	132	53	170	19	2	1	2	3
	85	365	115	53	154	15	0	7	1	4
	86	441	145	68	170	24	2	0	0	1
	87	300	111	45	121	11	0	2	1	2
	88	326	114	62	120	13	2	3	1	3
	89	278	78	31	149	12	2	2	2	0
	90	339	123	36	152	19	0	1	1	3
	91	399	121	55	187	18	0	7	3	1

GOVERNOR AND LIEUTENANT GOVERNOR
DETAIL
PART 1 OF 2

LEGISLATIVE DISTRICT OR TOWN	ELECTION DISTRICT	TOTAL VOTERS	GEORGE E. PATAKI AND MARY O. DONOHUE	H. CARL MCCALL AND DENNIS MEHIEL	B. THOMAS GOLISANO AND MARY O. DONOHUE	GEORGE E. PATAKI AND MARY O. DONOHUE	ANDREW M. CUOMO AND CHARLES G. KING	GERARD J. CRONIN AND STASIA T. VOGEL	STANLEY ARONOWITZ AND JENNIFER DANIELS	H. CARL MCCALL AND DENNIS MEHIEL
			REP	DEM	IND	CON	LIB	RTL	GRE	WOR
Greece										
	92	551	167	95	234	25	2	4	3	2
	93	389	127	73	158	11	1	7	2	4
	94	296	85	40	139	13	1	8	1	3
	95	232	65	44	102	3	0	1	1	2
	96	356	127	48	156	15	0	4	0	0
	97	428	179	55	163	21	0	2	1	2
	98	393	118	57	194	10	1	0	1	2
	99	335	129	33	149	9	0	5	0	2
	100	339	117	37	153	18	1	2	0	3
	101	223	75	24	98	16	0	1	0	4
	102	388	134	44	181	13	2	3	0	4
	103	379	115	48	176	16	0	5	0	1
	104	378	111	63	181	13	0	1	0	2
	105	245	91	28	109	7	0	2	0	3
	106	268	97	26	118	13	0	1	0	4
Greece		33,057	10,980	4,816	14,239	1,452	64	281	94	250
Hamlin										
	1	287	101	42	119	17	1	1	3	0
	2	354	134	31	169	13	1	1	1	0
	3	238	89	23	106	11	0	1	0	6
	4	226	77	24	105	12	0	0	0	1
	5	275	104	31	114	16	0	1	1	0
	6	196	66	33	76	10	2	0	0	1
	7	377	157	43	149	16	1	3	2	4
	8	243	88	26	101	16	0	3	1	4
	9	203	77	26	88	9	0	0	2	0

GOVERNOR AND LIEUTENANT GOVERNOR
DETAIL
PART 1 OF 2

LEGISLATIVE DISTRICT OR TOWN	ELECTION DISTRICT	TOTAL VOTERS	GEORGE E. PATAKI AND MARY O. DONOHUE	H. CARL MCCALL AND DENNIS MEHIEL	B. THOMAS GOLISANO AND MARY O. DONOHUE	GEORGE E. PATAKI AND MARY O. DONOHUE	ANDREW M. CUOMO AND CHARLES G. KING	GERARD J. CRONIN AND STASIA T. VOGEL	STANLEY ARONOWITZ AND JENNIFER DANIELS	H. CARL MCCALL AND DENNIS MEHIEL
			REP	DEM	IND	CON	LIB	RTL	GRE	WOR
Hamlin										
	10	350	134	33	153	20	2	2	1	0
	11	53	19	6	20	2	0	1	2	1
Hamlin		2,802	1,046	318	1,200	142	7	13	13	17
Henrietta										
	1	403	143	72	152	20	2	2	0	5
	2	271	106	41	97	13	1	3	1	3
	3	204	64	53	75	6	0	0	1	2
	4	267	76	70	103	8	0	1	4	1
	5	343	109	75	128	11	1	9	2	2
	6	351	113	72	136	13	0	3	2	3
	7	316	95	88	110	15	1	2	1	2
	8	323	98	67	138	9	0	3	1	3
	9	261	76	68	94	15	0	3	1	1
	10	312	92	61	131	18	1	2	0	1
	11	292	94	72	105	11	0	5	1	2
	12	338	108	91	110	20	0	1	3	2
	13	333	95	79	129	15	1	3	1	6
	14	251	87	59	83	14	0	3	0	1
	15	319	97	69	125	13	1	0	1	4
	16	236	68	51	99	10	1	1	2	3
	17	398	135	91	141	19	1	4	1	5
	18	380	111	96	139	16	2	2	2	5
	19	285	101	55	99	17	2	6	0	2
	20	494	183	86	187	20	0	4	1	7
	21	276	89	65	101	9	0	1	2	6
	22	442	156	105	157	17	1	1	0	2

GOVERNOR AND LIEUTENANT GOVERNOR
DETAIL
PART 1 OF 2

LEGISLATIVE DISTRICT OR TOWN	ELECTION DISTRICT	TOTAL VOTERS	GEORGE E. PATAKI AND MARY O. DONOHUE	H. CARL MCCALL AND DENNIS MEHIEL	B. THOMAS GOLISANO AND MARY O. DONOHUE	GEORGE E. PATAKI AND MARY O. DONOHUE	ANDREW M. CUOMO AND CHARLES G. KING	GERARD J. CRONIN AND STASIA T. VOGEL	STANLEY ARONOWITZ AND JENNIFER DANIELS	H. CARL MCCALL AND DENNIS MEHIEL
			REP	DEM	IND	CON	LIB	RTL	GRE	WOR
Henrietta										
	23	293	98	66	98	17	0	3	0	3
	24	273	71	71	103	17	0	3	1	4
	25	316	108	53	129	12	2	2	1	2
	26	426	136	85	170	21	1	3	0	5
	27	431	152	83	164	14	2	7	2	0
	28	370	128	72	142	13	0	2	3	2
	29	354	114	106	108	16	0	1	1	3
	30	480	145	124	173	16	0	3	1	9
	31	208	58	49	84	10	0	0	0	0
	32	375	126	84	140	12	3	3	0	4
	33	265	85	54	104	8	0	5	1	5
	34	212	61	53	68	6	1	6	0	6
Henrietta		11,098	3,578	2,486	4,122	471	24	97	37	111
Irondequoit										
	1	395	126	75	159	14	5	2	2	3
	2	284	113	54	100	5	0	3	0	4
	3	382	124	68	155	15	1	2	1	2
	4	286	89	40	138	9	1	1	4	1
	5	314	82	70	133	11	2	0	3	4
	6	465	123	114	183	15	4	4	8	8
	7	448	148	87	188	13	1	4	4	2
	8	355	124	39	161	11	1	6	6	2
	9	362	137	52	156	9	1	3	2	0
	10	329	131	53	123	8	1	7	1	0
	11	206	82	37	70	7	0	4	0	2
	12	267	76	59	109	7	0	7	0	6

GOVERNOR AND LIEUTENANT GOVERNOR
DETAIL
PART 1 OF 2

LEGISLATIVE DISTRICT OR TOWN	ELECTION DISTRICT	TOTAL VOTERS	GEORGE E. PATAKI AND MARY O. DONOHUE	H. CARL MCCALL AND DENNIS MEHIEL	B. THOMAS GOLISANO AND MARY O. DONOHUE	GEORGE E. PATAKI AND MARY O. DONOHUE	ANDREW M. CUOMO AND CHARLES G. KING	GERARD J. CRONIN AND STASIA T. VOGEL	STANLEY ARONOWITZ AND JENNIFER DANIELS	H. CARL MCCALL AND DENNIS MEHIEL
			REP	DEM	IND	CON	LIB	RTL	GRE	WOR
Irondequoit										
	13	433	114	104	175	16	1	5	4	9
	14	418	115	72	192	15	1	7	6	3
	15	411	146	80	156	17	1	0	4	3
	16	376	111	87	159	8	1	2	1	3
	17	212	71	31	86	5	0	7	3	2
	18/72	380	122	54	177	12	1	3	3	3
	19	350	85	86	146	16	0	4	4	5
	20	303	108	35	130	13	0	5	3	4
	21	318	87	71	138	8	0	5	0	5
	22	349	126	67	131	9	0	9	2	2
	23	298	87	52	132	10	0	3	1	7
	24	293	78	59	132	13	0	5	1	1
	25	301	96	44	123	15	1	6	4	1
	26	231	71	39	107	6	0	0	0	2
	27	213	81	34	80	7	1	2	4	0
	28	261	90	25	121	14	2	0	1	3
	29	271	84	72	96	2	1	1	1	5
	30	298	92	50	136	10	0	1	3	4
	31	311	79	77	132	7	1	5	5	1
	32	331	104	70	136	8	0	1	1	3
	33	252	75	40	117	5	0	2	3	1
	34	462	157	59	217	12	0	5	0	2
	35	241	74	42	106	8	0	5	1	1
	36	181	61	46	60	4	4	0	1	2
	37	271	107	54	90	10	0	5	0	2
	38	224	61	62	82	9	2	1	0	1
	39	199	44	48	82	5	1	0	0	1

GOVERNOR AND LIEUTENANT GOVERNOR
DETAIL
PART 1 OF 2

LEGISLATIVE DISTRICT OR TOWN	ELECTION DISTRICT	TOTAL VOTERS	GEORGE E. PATAKI AND MARY O. DONOHUE	H. CARL MCCALL AND DENNIS MEHIEL	B. THOMAS GOLISANO AND MARY O. DONOHUE	GEORGE E. PATAKI AND MARY O. DONOHUE	ANDREW M. CUOMO AND CHARLES G. KING	GERARD J. CRONIN AND STASIA T. VOGEL	STANLEY ARONOWITZ AND JENNIFER DANIELS	H. CARL MCCALL AND DENNIS MEHIEL
			REP	DEM	IND	CON	LIB	RTL	GRE	WOR
Irondequoit										
	40	209	67	37	92	4	1	2	0	2
	41	328	98	66	137	7	3	1	4	3
	42	336	93	53	159	16	0	6	1	4
	43	247	65	51	110	9	1	4	0	2
	44	539	169	97	241	16	1	2	3	2
	45	263	88	53	101	6	2	3	3	4
	46	340	110	52	150	10	3	3	3	1
	47	129	51	25	43	3	0	1	4	0
	48	318	108	33	145	21	1	7	0	3
	49	270	69	53	117	12	3	5	3	3
	50	231	70	40	97	7	1	2	0	2
	51	392	114	74	174	14	3	5	3	1
	52	327	92	67	142	11	1	3	2	2
	53	296	96	47	132	9	3	2	0	1
	54	114	33	20	50	1	0	4	0	3
	55	363	118	72	147	12	1	3	2	3
	56	321	105	70	117	14	0	3	3	1
	57	457	149	67	205	15	0	6	0	2
	58	343	100	77	133	17	2	5	2	1
	59	318	92	53	147	8	2	2	0	2
	60	334	104	69	119	9	3	1	2	4
	61	418	143	60	182	12	0	6	2	2
	62	340	103	65	143	11	0	12	0	3
	63	241	86	38	97	10	1	3	0	0
	64/70	282	80	61	116	12	1	2	0	7
	65	208	71	26	97	4	0	3	0	2
	66	146	36	43	56	4	1	1	0	1

GOVERNOR AND LIEUTENANT GOVERNOR
DETAIL
PART 1 OF 2

LEGISLATIVE DISTRICT OR TOWN	ELECTION DISTRICT	TOTAL VOTERS	GEORGE E. PATAKI AND MARY O. DONOHUE	H. CARL MCCALL AND DENNIS MEHIEL	B. THOMAS GOLISANO AND MARY O. DONOHUE	GEORGE E. PATAKI AND MARY O. DONOHUE	ANDREW M. CUOMO AND CHARLES G. KING	GERARD J. CRONIN AND STASIA T. VOGEL	STANLEY ARONOWITZ AND JENNIFER DANIELS	H. CARL MCCALL AND DENNIS MEHIEL
			REP	DEM	IND	CON	LIB	RTL	GRE	WOR
Irondequoit										
	67	233	89	30	97	9	1	1	0	1
	68	325	115	54	130	10	0	1	0	7
	69	165	47	50	56	5	0	0	3	1
	71	68	18	14	31	2	0	0	0	1
Irondequoit		21,182	6,660	3,925	8,877	688	70	231	127	181
Mendon										
	1	470	164	81	188	15	0	3	3	1
	2	414	146	99	137	19	1	2	3	0
	3	488	212	65	169	29	0	0	4	3
	4	378	123	79	137	14	2	3	6	2
	5	436	191	74	145	16	1	3	3	1
	6	396	158	46	159	20	1	0	5	4
	7	465	170	69	188	23	1	3	1	4
	8	194	68	33	83	6	1	0	1	0
	9	384	150	65	145	13	1	1	5	1
Mendon		3,625	1,382	611	1,351	155	8	15	31	16
Ogden										
	1	366	138	56	145	13	2	1	1	5
	2	375	134	50	163	20	0	1	2	0
	3	417	177	57	156	13	2	3	3	1
	4	328	130	16	152	16	0	3	1	4
	5	373	115	40	181	24	0	3	2	3
	6	386	116	40	208	11	0	3	4	3
	7	203	72	25	83	13	0	1	1	1

GOVERNOR AND LIEUTENANT GOVERNOR
DETAIL
PART 1 OF 2

LEGISLATIVE DISTRICT OR TOWN	ELECTION DISTRICT	TOTAL VOTERS	GEORGE E. PATAKI AND MARY O. DONOHUE	H. CARL MCCALL AND DENNIS MEHIEL	B. THOMAS GOLISANO AND MARY O. DONOHUE	GEORGE E. PATAKI AND MARY O. DONOHUE	ANDREW M. CUOMO AND CHARLES G. KING	GERARD J. CRONIN AND STASIA T. VOGEL	STANLEY ARONOWITZ AND JENNIFER DANIELS	H. CARL MCCALL AND DENNIS MEHIEL
			REP	DEM	IND	CON	LIB	RTL	GRE	WOR
Ogden										
	8	319	106	38	150	12	0	4	1	4
	9	355	112	69	132	27	2	4	2	3
	10	309	90	42	150	16	2	5	0	2
	11	327	111	48	137	19	0	1	3	2
	12	315	99	28	157	19	1	1	4	1
	13	335	131	60	121	10	0	4	0	6
	14	271	96	34	117	13	0	5	0	5
	15	405	133	61	176	20	3	4	2	3
	16	212	99	22	79	9	1	0	0	0
	17	274	107	26	122	6	2	3	0	2
	18	360	120	63	143	17	3	2	2	4
	19	358	125	31	170	21	1	4	0	1
	20	399	152	32	169	24	0	11	1	6
Ogden		6,687	2,363	838	2,911	323	19	63	29	56
Parma										
	1	386	138	47	181	10	1	3	2	0
	2	435	171	52	178	23	0	0	2	1
	3	292	108	30	128	14	2	3	0	2
	4	350	119	39	153	22	1	5	0	4
	5	266	90	44	108	12	0	1	5	3
	6	165	61	19	66	16	0	2	0	1
	7	335	104	30	175	14	0	4	0	6
	8	362	143	38	146	20	0	2	2	5
	9	378	141	49	154	14	0	3	6	6
	10	356	140	36	151	20	1	4	1	0
	11	384	123	54	168	26	1	3	3	2

GOVERNOR AND LIEUTENANT GOVERNOR
DETAIL
PART 1 OF 2

LEGISLATIVE DISTRICT OR TOWN	ELECTION DISTRICT	TOTAL VOTERS	GEORGE E. PATAKI AND MARY O. DONOHUE	H. CARL MCCALL AND DENNIS MEHIEL	B. THOMAS GOLISANO AND MARY O. DONOHUE	GEORGE E. PATAKI AND MARY O. DONOHUE	ANDREW M. CUOMO AND CHARLES G. KING	GERARD J. CRONIN AND STASIA T. VOGEL	STANLEY ARONOWITZ AND JENNIFER DANIELS	H. CARL MCCALL AND DENNIS MEHIEL
			REP	DEM	IND	CON	LIB	RTL	GRE	WOR
Parma										
	12	367	130	48	161	14	0	2	3	4
	13	396	148	49	174	9	0	1	3	4
	14	309	107	50	125	12	0	1	1	3
	15	300	119	37	115	19	0	2	0	2
Parma		5,081	1,842	622	2,183	245	6	36	28	43
Penfield										
	1	163	47	38	66	8	0	1	0	1
	2	343	107	60	153	9	1	3	0	3
	3	273	92	33	120	18	0	3	1	2
	4	443	162	50	184	27	0	6	5	2
	5	376	106	73	166	7	0	3	5	2
	6	304	120	32	131	9	2	5	0	1
	7	361	127	78	128	13	1	3	1	3
	8	384	121	70	163	10	1	2	2	3
	9	477	127	122	195	14	0	1	1	3
	10	301	94	61	121	16	1	1	0	1
	11	242	83	48	92	11	0	0	3	1
	12	421	170	67	155	14	1	3	0	3
	13	395	119	65	169	19	0	8	3	1
	14	430	158	51	180	22	0	2	1	1
	15	414	152	55	185	9	0	0	2	6
	16	170	63	33	68	1	1	0	0	0
	17	394	136	62	169	15	0	2	2	4
	18	267	95	60	97	10	0	0	4	1
	19	492	164	109	188	12	4	3	2	4
	20	416	159	61	167	15	1	2	2	3

GOVERNOR AND LIEUTENANT GOVERNOR
DETAIL
PART 1 OF 2

LEGISLATIVE DISTRICT OR TOWN	ELECTION DISTRICT	TOTAL VOTERS	GEORGE E. PATAKI AND MARY O. DONOHUE	H. CARL MCCALL AND DENNIS MEHIEL	B. THOMAS GOLISANO AND MARY O. DONOHUE	GEORGE E. PATAKI AND MARY O. DONOHUE	ANDREW M. CUOMO AND CHARLES G. KING	GERARD J. CRONIN AND STASIA T. VOGEL	STANLEY ARONOWITZ AND JENNIFER DANIELS	H. CARL MCCALL AND DENNIS MEHIEL
			REP	DEM	IND	CON	LIB	RTL	GRE	WOR
Penfield										
	21	420	131	90	163	20	2	6	1	1
	22	345	99	94	120	13	1	1	7	4
	23	513	191	83	204	21	1	3	5	3
	24	490	163	72	226	14	1	6	4	1
	25	348	122	49	154	11	0	1	1	2
	26	229	71	25	116	13	0	1	1	0
	27	423	155	69	167	18	2	6	3	0
	28	274	76	49	128	11	1	2	0	1
	29	450	144	84	191	12	0	1	6	5
	30	540	207	91	207	18	1	1	3	1
	31	233	72	53	96	4	0	3	1	1
	32	287	107	42	121	9	0	2	2	0
	33	352	119	49	156	13	1	3	1	0
	34	249	92	29	114	12	0	1	0	0
	35	391	144	74	153	12	0	1	1	1
	36	306	101	59	136	3	2	0	1	1
	37	465	157	78	194	16	1	4	6	0
	38	243	93	36	98	10	1	0	2	1
	39	193	62	27	88	11	0	0	0	0
	40	313	114	33	142	15	1	3	0	1
Penfield		14,130	4,822	2,414	5,871	515	28	93	79	68
Perinton										
	1	479	171	71	203	18	1	4	6	2
	2	437	182	76	160	11	0	1	2	1
	3	351	133	73	130	7	0	1	1	2
	4	307	110	56	122	7	0	3	2	0

GOVERNOR AND LIEUTENANT GOVERNOR
DETAIL
PART 1 OF 2

LEGISLATIVE DISTRICT OR TOWN	ELECTION DISTRICT	TOTAL VOTERS	GEORGE E. PATAKI AND MARY O. DONOHUE	H. CARL MCCALL AND DENNIS MEHIEL	B. THOMAS GOLISANO AND MARY O. DONOHUE	GEORGE E. PATAKI AND MARY O. DONOHUE	ANDREW M. CUOMO AND CHARLES G. KING	GERARD J. CRONIN AND STASIA T. VOGEL	STANLEY ARONOWITZ AND JENNIFER DANIELS	H. CARL MCCALL AND DENNIS MEHIEL
			REP	DEM	IND	CON	LIB	RTL	GRE	WOR
Perinton										
	5	181	59	30	78	6	2	0	2	1
	6	316	97	69	121	12	1	1	6	2
	7	414	148	85	158	11	0	0	4	2
	8	362	120	59	157	12	0	6	0	1
	9	464	168	79	180	20	2	5	2	1
	10	416	118	72	201	8	1	5	1	3
	11	280	92	66	108	6	0	0	2	2
	12	364	110	65	164	11	0	1	1	4
	13	321	139	53	106	12	0	2	2	3
	14	371	124	65	152	17	0	3	2	3
	15	326	111	62	131	11	2	1	3	0
	16	306	114	58	121	5	0	1	1	3
	17	396	170	98	102	10	0	1	8	4
	18	362	125	82	131	12	0	3	2	2
	19	345	124	56	135	23	0	4	1	0
	20	378	156	82	114	16	1	4	1	0
	21	410	160	76	140	16	1	7	3	2
	22	283	101	60	101	13	1	2	2	0
	23	386	165	54	142	14	0	2	2	1
	24	530	190	97	215	13	0	4	0	2
	25	264	88	61	87	10	1	2	7	6
	26	423	148	68	173	14	0	4	2	4
	27	312	110	53	130	9	0	3	1	4
	28	314	125	60	109	6	1	2	0	5
	29	252	109	31	88	12	0	1	3	5
	30	337	122	68	128	12	1	0	1	1
	31	453	179	67	179	13	1	2	3	0

GOVERNOR AND LIEUTENANT GOVERNOR
DETAIL
PART 1 OF 2

LEGISLATIVE DISTRICT OR TOWN	ELECTION DISTRICT	TOTAL VOTERS	GEORGE E. PATAKI AND MARY O. DONOHUE	H. CARL MCCALL AND DENNIS MEHIEL	B. THOMAS GOLISANO AND MARY O. DONOHUE	GEORGE E. PATAKI AND MARY O. DONOHUE	ANDREW M. CUOMO AND CHARLES G. KING	GERARD J. CRONIN AND STASIA T. VOGEL	STANLEY ARONOWITZ AND JENNIFER DANIELS	H. CARL MCCALL AND DENNIS MEHIEL
			REP	DEM	IND	CON	LIB	RTL	GRE	WOR
Perinton										
	32	315	109	71	114	8	0	1	1	1
	33	376	141	63	152	9	1	2	2	2
	34	371	133	68	146	11	0	1	6	0
	35	331	128	71	100	12	0	5	1	4
	36	211	66	53	79	5	0	1	1	3
	37	364	128	59	141	17	2	4	3	3
	38	415	142	93	157	14	1	1	0	3
	39	385	139	52	170	16	2	0	2	1
	40	288	101	59	102	17	2	1	2	1
	41	257	89	53	95	11	1	1	1	2
	42	306	100	68	123	6	1	0	1	1
	43	493	180	72	209	16	1	7	2	2
	44	294	109	61	104	11	1	2	3	2
	45	596	254	86	222	21	1	4	2	3
	46	213	81	43	72	9	0	1	5	0
	47	367	149	59	142	12	0	1	1	0
	48	261	98	56	97	5	1	0	2	0
	49	301	117	56	112	12	1	1	0	1
	50	149	48	47	42	5	0	1	2	1
	51	342	158	40	123	14	0	2	2	0
	52	338	130	59	118	12	1	4	2	0
	53	318	135	64	96	13	1	0	2	1
	54	498	212	82	180	14	2	2	0	1
	55	348	148	62	121	10	0	3	3	1
	56	318	124	50	122	14	1	3	0	0
Perinton		19,595	7,287	3,599	7,405	661	36	123	119	99

GOVERNOR AND LIEUTENANT GOVERNOR
DETAIL
PART 1 OF 2

LEGISLATIVE DISTRICT OR TOWN	ELECTION DISTRICT	TOTAL VOTERS	GEORGE E. PATAKI AND MARY O. DONOHUE	H. CARL MCCALL AND DENNIS MEHIEL	B. THOMAS GOLISANO AND MARY O. DONOHUE	GEORGE E. PATAKI AND MARY O. DONOHUE	ANDREW M. CUOMO AND CHARLES G. KING	GERARD J. CRONIN AND STASIA T. VOGEL	STANLEY ARONOWITZ AND JENNIFER DANIELS	H. CARL MCCALL AND DENNIS MEHIEL
			REP	DEM	IND	CON	LIB	RTL	GRE	WOR
Pittsford										
	1	333	120	70	107	14	1	2	2	8
	2	329	128	75	98	11	1	2	5	1
	3	478	216	89	152	4	0	1	0	6
	4	430	157	73	168	12	3	0	6	4
	5	287	95	68	93	10	1	3	9	4
	6	419	118	105	169	10	1	3	3	2
	7	205	90	53	50	5	0	1	0	2
	8	380	176	61	123	12	0	0	2	1
	9	412	144	70	174	11	0	0	6	1
	10	599	203	88	185	12	0	2	2	4
	11	337	117	62	133	10	2	3	2	3
	12	315	138	51	111	6	1	1	1	0
	13	292	108	63	97	10	1	1	5	1
	14	303	97	62	126	9	0	3	1	3
	15	271	74	68	113	5	0	4	1	4
	16	304	126	56	100	14	0	1	1	0
	17	483	179	115	163	12	2	1	3	3
	18	380	118	107	134	10	0	1	5	2
	19	251	101	32	98	8	1	3	2	2
	20	367	127	81	140	8	3	3	0	2
	21	426	142	116	145	10	1	2	1	2
	22	455	164	102	157	21	1	1	3	0
	23	333	127	57	129	13	1	2	0	1
	24	433	192	83	140	4	0	3	2	1
	25	358	144	75	121	9	0	0	2	3
	26	398	147	78	150	15	1	1	1	2
	27	345	136	74	115	13	0	3	1	1

GOVERNOR AND LIEUTENANT GOVERNOR
DETAIL
PART 1 OF 2

LEGISLATIVE DISTRICT OR TOWN	ELECTION DISTRICT	TOTAL VOTERS	GEORGE E. PATAKI AND MARY O. DONOHUE	H. CARL MCCALL AND DENNIS MEHIEL	B. THOMAS GOLISANO AND MARY O. DONOHUE	GEORGE E. PATAKI AND MARY O. DONOHUE	ANDREW M. CUOMO AND CHARLES G. KING	GERARD J. CRONIN AND STASIA T. VOGEL	STANLEY ARONOWITZ AND JENNIFER DANIELS	H. CARL MCCALL AND DENNIS MEHIEL
			REP	DEM	IND	CON	LIB	RTL	GRE	WOR
Pittsford										
	28	321	112	63	139	2	0	0	0	1
	29	337	129	59	131	8	1	1	1	2
	30	286	115	80	73	6	0	1	3	0
	31	392	147	67	156	13	0	0	5	3
	32	381	130	95	144	5	1	1	2	1
	33	406	173	50	153	17	1	3	1	0
Pittsford		12,046	4,490	2,448	4,287	329	24	53	78	70
Riga										
	1	447	168	65	181	14	0	4	3	4
	2	362	139	44	141	28	0	3	0	4
	3	318	102	61	137	11	0	0	1	1
	4	379	124	53	163	23	1	3	1	8
	5	315	100	27	165	18	0	0	0	1
	6	323	127	29	132	24	1	3	0	0
Riga		2,144	760	279	919	118	2	13	5	18
Rush										
	1	424	178	75	140	14	0	0	5	2
	2	332	126	48	139	8	0	4	2	1
	3	468	187	93	144	14	2	1	4	7
	4	432	150	78	163	19	0	5	8	2
Rush		1,656	641	294	586	55	2	10	19	12
Sweden										
	1	341	126	73	108	16	1	1	5	4

GOVERNOR AND LIEUTENANT GOVERNOR
DETAIL
PART 1 OF 2

LEGISLATIVE DISTRICT OR TOWN	ELECTION DISTRICT	TOTAL VOTERS	GEORGE E. PATAKI AND MARY O. DONOHUE	H. CARL MCCALL AND DENNIS MEHIEL	B. THOMAS GOLISANO AND MARY O. DONOHUE	GEORGE E. PATAKI AND MARY O. DONOHUE	ANDREW M. CUOMO AND CHARLES G. KING	GERARD J. CRONIN AND STASIA T. VOGEL	STANLEY ARONOWITZ AND JENNIFER DANIELS	H. CARL MCCALL AND DENNIS MEHIEL
			REP	DEM	IND	CON	LIB	RTL	GRE	WOR
Sweden										
	2	211	71	59	62	4	0	3	5	3
	3	431	145	116	137	17	1	2	4	5
	4	397	146	82	140	20	1	2	0	0
	5	121	45	43	18	6	0	2	4	2
	6	345	107	74	123	16	1	4	3	9
	7	400	144	97	126	18	1	4	3	2
	8	259	95	31	109	10	0	2	3	4
	9	258	84	41	102	11	1	2	5	2
	10	421	139	64	180	16	1	4	2	6
	11	124	29	41	40	4	0	3	1	1
	12	291	116	34	114	14	0	3	3	2
Sweden		3,599	1,247	755	1,259	152	7	32	38	40
Webster										
	1	383	135	58	154	20	3	7	0	1
	2	339	120	58	134	6	1	6	3	6
	3	334	125	51	133	15	0	4	1	2
	4	224	73	47	83	6	1	6	1	4
	5	376	112	76	157	15	1	7	1	3
	6	378	127	61	161	11	0	9	1	2
	7	434	154	62	175	16	0	10	4	4
	8	352	127	47	140	21	0	2	4	3
	9	464	173	55	201	19	0	2	6	3
	10	390	122	52	177	21	2	4	3	2
	11	298	101	38	139	13	0	0	2	0
	12	461	177	63	187	17	0	3	5	4
	13	360	118	75	139	11	2	5	3	3

GOVERNOR AND LIEUTENANT GOVERNOR
DETAIL
PART 1 OF 2

LEGISLATIVE DISTRICT OR TOWN	ELECTION DISTRICT	TOTAL VOTERS	GEORGE E. PATAKI AND MARY O. DONOHUE	H. CARL MCCALL AND DENNIS MEHIEL	B. THOMAS GOLISANO AND MARY O. DONOHUE	GEORGE E. PATAKI AND MARY O. DONOHUE	ANDREW M. CUOMO AND CHARLES G. KING	GERARD J. CRONIN AND STASIA T. VOGEL	STANLEY ARONOWITZ AND JENNIFER DANIELS	H. CARL MCCALL AND DENNIS MEHIEL
			REP	DEM	IND	CON	LIB	RTL	GRE	WOR
Webster										
	14	343	111	64	138	15	0	4	1	2
	15	249	75	35	118	11	1	3	1	2
	16	365	124	67	157	10	0	0	1	2
	17	266	90	35	117	11	1	3	2	2
	18	310	107	36	142	15	0	1	1	1
	19	422	144	59	193	15	0	3	2	1
	20	404	124	61	184	17	0	9	1	4
	21	467	160	70	203	17	0	7	3	1
	22	418	151	45	193	12	1	3	1	5
	23	344	126	58	139	11	0	5	1	1
	24	486	171	58	215	18	5	3	2	4
	25	341	123	67	130	8	0	1	4	1
	26	347	137	35	152	16	0	2	0	0
	27	295	115	46	104	17	1	5	0	1
	28	325	118	43	140	10	0	6	1	4
	29	313	108	70	123	6	2	1	0	0
	30	244	81	70	71	5	1	4	0	1
	31	307	101	41	140	13	2	0	0	4
	32	354	123	71	134	14	0	6	0	2
	33	402	119	65	180	26	1	0	5	3
	34	218	83	18	106	6	0	2	0	1
	35	230	73	39	96	11	0	2	2	3
	36	333	125	48	131	19	1	4	1	1
	37	394	138	66	159	21	2	3	1	1
	38	505	171	97	204	12	2	7	4	2
	39	325	116	42	153	6	0	2	0	0
	40	430	159	74	175	5	0	6	1	5

GOVERNOR AND LIEUTENANT GOVERNOR
DETAIL
PART 1 OF 2

LEGISLATIVE DISTRICT OR TOWN	ELECTION DISTRICT	TOTAL VOTERS	GEORGE E. PATAKI AND MARY O. DONOHUE	H. CARL MCCALL AND DENNIS MEHIEL	B. THOMAS GOLISANO AND MARY O. DONOHUE	GEORGE E. PATAKI AND MARY O. DONOHUE	ANDREW M. CUOMO AND CHARLES G. KING	GERARD J. CRONIN AND STASIA T. VOGEL	STANLEY ARONOWITZ AND JENNIFER DANIELS	H. CARL MCCALL AND DENNIS MEHIEL
			REP	DEM	IND	CON	LIB	RTL	GRE	WOR
Webster										
	41	292	106	39	123	18	0	4	2	0
	42	344	122	42	153	14	0	3	0	7
	43	241	85	33	110	8	0	1	1	2
Webster		15,107	5,250	2,337	6,363	578	30	165	72	100
Wheatland										
	1	409	137	87	148	23	1	3	4	3
	2	382	112	70	169	16	0	2	2	2
	3	475	157	106	159	17	2	9	8	4
	4	344	110	69	134	15	0	0	3	8
	5	386	150	47	143	21	1	8	3	4
Wheatland		1,996	666	379	753	92	4	22	20	21
TOWNS		191,882	65,225	34,865	76,416	7,278	455	1,524	1,110	1,446
GRAND TOTAL:		236,691	72,885	55,849	87,967	8,225	607	1,820	1,929	2,485

GOVERNOR AND LIEUTENANT GOVERNOR
DETAIL
PART 2 OF 2

LEGISLATIVE DISTRICT OR TOWN	ELECTION DISTRICT	TOTAL VOTERS	THOMAS K. LEIGHTON AND THOMAS J. HILLGARDNER	SCOTT JEFFREY AND JAY GRECO	SCATTER	BLANK AND VOID
			MAR	LBT		
Leg. Dist. 06						
	1	407	4	1	0	6
	2	194	2	0	0	7
	3	249	1	0	0	8
	4	267	4	1	0	1
	5	260	2	0	0	6
	6	270	4	0	0	7
		<u>1,647</u>	<u>17</u>	<u>2</u>	<u>0</u>	<u>35</u>
Leg. Dist. 06						
Leg. Dist. 07						
	1	406	4	0	0	6
	2	279	4	0	0	24
	3	220	4	1	0	10
		<u>905</u>	<u>12</u>	<u>1</u>	<u>0</u>	<u>40</u>
Leg. Dist. 07						
Leg. Dist. 21						
	1	256	1	2	0	1
	2	265	0	0	0	5
	3	139	1	1	0	2
	4	166	3	0	0	1
	5/16	328	3	2	1	3
	6	204	1	0	0	5
	7	384	2	0	0	3
	8	109	0	1	0	2
	9	248	1	0	0	1
	10	347	1	0	0	10
	11	138	0	0	0	3
	12	290	3	1	0	3
	13	106	2	0	0	2
	14	346	9	0	0	8
	15	300	3	0	0	5
	17/28	250	2	0	0	103
	18	214	0	0	0	2
	19	82	0	1	0	0
	20	137	0	0	0	0
	21	226	0	0	0	1
	22	235	3	1	0	2
	23	170	3	0	0	2
	24	275	0	0	0	1
	25	228	1	0	0	1
	26	185	1	0	0	4
	27	127	0	0	0	3
	29	93	0	1	0	2
	30	20	0	0	0	1
	31/34	105	0	0	0	2

GOVERNOR AND LIEUTENANT GOVERNOR
DETAIL
PART 2 OF 2

LEGISLATIVE DISTRICT OR TOWN	ELECTION DISTRICT	TOTAL VOTERS	THOMAS K. LEIGHTON AND THOMAS J. HILLGARDNER	SCOTT JEFFREY AND JAY GRECO	SCATTER	BLANK AND VOID
			MAR	LBT		
Leg. Dist. 21						
	32	15	0	0	0	0
	33	92	1	0	0	3
Leg. Dist. 21		6,080	41	10	1	181
Leg. Dist. 22						
	1/29-17	265	0	0	0	3
	2	77	0	0	0	1
	3	163	1	0	0	10
	4	71	0	0	0	3
	5	165	0	0	0	1
	6	147	0	0	0	3
	7	93	0	0	0	4
	8	163	1	0	0	2
	9	121	0	0	0	1
	10	137	0	0	0	7
	11	174	0	0	0	2
	12	99	1	0	0	2
	13	67	0	0	0	6
	14	169	0	0	0	3
	15	167	1	1	0	5
	16	68	0	0	0	2
	17	66	0	0	0	3
	18	83	2	2	0	3
	19	119	1	0	0	5
	20	155	0	0	0	3
	21	136	0	0	0	5
	22	197	0	0	0	5
	23	121	0	0	0	9
	24	77	0	0	0	5
Leg. Dist. 22		3,100	7	3	0	93
Leg. Dist. 23						
	1	148	0	1	0	3
	2	248	7	1	0	6
	3	168	2	3	0	2
	4	396	3	0	0	2
	5	298	9	2	0	3
	6	150	3	0	0	1
	7	271	4	1	0	1
	8	252	2	1	0	7
	9	158	2	0	0	2
	10	221	0	1	0	2
	11	274	3	1	0	2
	12	343	1	0	0	3

GOVERNOR AND LIEUTENANT GOVERNOR
DETAIL
PART 2 OF 2

LEGISLATIVE DISTRICT OR TOWN	ELECTION DISTRICT	TOTAL VOTERS	THOMAS K. LEIGHTON AND THOMAS J. HILLGARDNER	SCOTT JEFFREY AND JAY GRECO	SCATTER	BLANK AND VOID
			MAR	LBT		
Leg. Dist. 23						
	13	218	1	1	0	2
	14	224	1	0	0	0
	15	140	1	0	0	2
	16	234	9	1	0	5
	17	345	1	0	0	5
	18	295	1	2	0	2
	19	286	2	0	0	6
	20	318	4	1	0	5
	21	258	1	0	0	2
	22	218	3	0	0	0
	23	142	3	1	0	1
	24	269	2	1	0	3
	25	418	2	2	0	3
	26	450	2	1	0	3
	27	219	2	2	0	1
Leg. Dist. 23		6,961	71	23	0	74
Leg. Dist. 24						
	1	336	5	1	0	1
	2	268	3	0	0	1
	3	275	5	1	0	2
	4	288	4	0	0	7
	5	298	4	1	0	15
	6	196	1	0	0	0
	7	197	4	0	0	3
	8	271	0	2	0	8
	9	193	0	0	0	0
	10	305	6	0	0	5
	11	233	2	0	0	8
	12	142	0	0	0	2
	13	235	7	1	0	1
	14	278	6	4	0	7
	15	341	3	2	0	14
	16	262	3	2	0	3
	17	93	0	0	0	5
Leg. Dist. 24		4,211	53	14	0	82
Leg. Dist. 25						
	1	258	5	0	0	3
	2	200	1	0	0	6
	3	335	1	1	0	8
	4	73	0	0	0	5
	5	192	0	0	0	3
	6	219	0	1	0	10

GOVERNOR AND LIEUTENANT GOVERNOR
DETAIL
PART 2 OF 2

LEGISLATIVE DISTRICT OR TOWN	ELECTION DISTRICT	TOTAL VOTERS	THOMAS K. LEIGHTON AND THOMAS J. HILLGARDNER	SCOTT JEFFREY AND JAY GRECO	SCATTER	BLANK AND VOID
			MAR	LBT		
Leg. Dist. 25						
	7	232	0	0	0	4
	8	254	0	0	0	4
	9	163	1	0	0	4
	10	246	2	1	0	6
	11	191	1	0	0	6
	12	298	3	0	0	9
	13	213	0	0	0	4
	14/24	333	2	1	0	9
	15	174	0	0	0	3
	16	57	0	0	0	0
	17	133	0	0	0	3
	18	269	2	1	0	18
	19	6	0	0	0	0
	20	238	2	1	0	9
	21	92	0	0	0	1
	22	164	0	0	0	3
	23	49	0	0	0	1
Leg. Dist. 25		4,389	20	6	0	119
Leg. Dist. 26						
	1	194	1	0	0	2
	2	99	1	0	0	1
	3	210	1	0	0	3
	4	225	0	0	0	5
	5	219	2	0	1	2
	7	219	5	0	0	2
	8	264	0	1	0	6
	9	245	2	0	0	1
	10	262	4	0	0	2
	11	269	0	0	0	9
	12/28-19	308	2	0	0	2
	13/28-21	166	2	0	0	3
	14	224	1	0	0	0
	15	247	3	2	0	2
	16	213	1	0	0	2
	17	2	0	0	0	0
Leg. Dist. 26		3,366	25	3	1	42
Leg. Dist. 27						
	1	296	0	1	0	5
	2	289	2	1	0	5
	3	276	1	0	0	5
	4	299	0	0	0	3
	5	318	1	0	0	5

GOVERNOR AND LIEUTENANT GOVERNOR
DETAIL
PART 2 OF 2

LEGISLATIVE DISTRICT OR TOWN	ELECTION DISTRICT	TOTAL VOTERS	THOMAS K. LEIGHTON AND THOMAS J. HILLGARDNER	SCOTT JEFFREY AND JAY GRECO	SCATTER	BLANK AND VOID
			MAR	LBT		
Leg. Dist. 27						
	6	280	2	0	0	9
	7	281	3	2	0	5
	8	266	0	0	0	4
	9	324	1	0	0	2
	10	284	1	1	0	3
	11	312	3	1	0	2
	12	254	1	0	0	2
	13	277	0	0	0	1
	14	181	0	0	0	3
	15	239	1	0	0	1
	16	299	1	0	0	6
	17	126	1	0	0	1
	18	169	0	0	0	2
	19	285	1	0	0	5
	20	177	1	0	0	4
	21	131	0	1	0	1
	22	261	1	0	0	4
	23	187	0	0	0	2
	27	234	0	0	0	9
	28	204	1	0	0	4
Leg. Dist. 27		6,249	22	7	0	93
Leg. Dist. 28						
	1	181	1	0	0	3
	2	179	0	0	0	4
	3	127	2	0	0	5
	4	247	1	1	0	6
	5	159	1	0	0	5
	6	205	0	2	0	7
	7	248	0	0	0	5
	8	179	1	1	0	17
	9	113	2	0	0	4
	10	122	1	0	0	4
	11/25	211	2	1	0	5
	12	126	4	1	0	7
	13	180	1	0	0	6
	14	187	2	0	0	0
	15	109	1	1	0	4
	16	160	0	0	0	12
	17	61	0	0	0	2
	18	258	4	1	0	3
	22	106	1	0	0	6
	23	241	0	0	0	1
	24	25	0	0	0	0

GOVERNOR AND LIEUTENANT GOVERNOR
DETAIL
PART 2 OF 2

LEGISLATIVE DISTRICT OR TOWN	ELECTION DISTRICT	TOTAL VOTERS	THOMAS K. LEIGHTON AND THOMAS J. HILLGARDNER	SCOTT JEFFREY AND JAY GRECO	SCATTER	BLANK AND VOID
			MAR	LBT		
Leg. Dist. 28		3,424	24	8	0	106
Leg. Dist. 29						
	1	33	0	0	0	0
	2	61	0	0	0	1
	3/7	149	0	0	0	3
	4	256	0	0	0	7
	5	249	0	0	0	2
	6	166	0	0	0	6
	8	202	1	1	0	4
	9	180	3	0	0	2
	10	206	0	0	0	4
	11	174	1	1	0	2
	12	188	0	0	0	3
	13	167	0	0	0	4
	14	193	1	0	0	3
	15	170	1	0	0	5
	16	77	0	1	0	2
	18	216	3	1	0	2
	19	165	0	1	0	3
	20	243	0	1	0	1
	21	253	1	0	0	7
	22	125	1	0	0	6
	23	241	2	1	0	13
	24	274	0	0	0	5
	25	251	1	0	0	10
	26	164	0	0	0	5
	27	74	1	0	0	2
Leg. Dist. 29		4,477	16	7	0	102
CITY		44,809	308	84	2	967
Brighton						
	1	370	1	1	0	1
	2	247	4	1	0	7
	3	308	2	0	0	12
	4	300	0	0	0	3
	5	325	2	2	0	2
	6	479	4	1	0	10
	7	292	3	0	0	1
	8	364	0	0	0	2
	9	292	3	0	0	3
	10	371	1	1	0	2
	11	410	4	1	0	4
	12	450	1	2	0	4

GOVERNOR AND LIEUTENANT GOVERNOR
DETAIL
PART 2 OF 2

LEGISLATIVE DISTRICT OR TOWN	ELECTION DISTRICT	TOTAL VOTERS	THOMAS K. LEIGHTON AND THOMAS J. HILLGARDNER	SCOTT JEFFREY AND JAY GRECO	SCATTER	BLANK AND VOID
			MAR	LBT		
Brighton						
	13	275	3	0	0	3
	14	182	0	0	0	2
	15	275	2	0	0	3
	16	264	2	0	0	1
	17	201	0	0	0	11
	18	336	5	0	0	3
	19	231	1	0	0	1
	20	243	0	2	0	1
	21	278	0	0	0	5
	22	369	1	0	0	4
	23	327	0	0	0	4
	24	261	3	1	0	4
	25	263	1	0	0	1
	26	293	3	0	0	2
	27	274	0	0	0	1
	28	440	1	0	0	5
	29	240	0	0	0	3
	30	528	2	0	0	16
	31	291	2	0	0	3
	32	378	2	1	0	3
	33	390	2	0	0	2
	34	318	3	0	0	1
	35	325	1	1	0	3
	36	237	2	1	0	1
	37	344	4	1	0	3
	38	401	0	0	0	4
	39	266	1	1	0	5
	40	510	2	0	0	4
	41	359	1	0	0	10
	42	115	2	0	0	1
	43	339	0	1	0	1
	44	152	1	1	0	2
	45	206	1	0	0	3
	46	155	0	0	0	4
Brighton		14,274	73	19	0	171
Chili						
	1	301	0	0	0	3
	2	377	4	1	0	4
	3	379	3	1	0	8
	4	240	0	0	0	1
	5	306	1	0	0	3
	6	350	5	0	0	6
	7	174	0	0	0	4

GOVERNOR AND LIEUTENANT GOVERNOR
DETAIL
PART 2 OF 2

LEGISLATIVE DISTRICT OR TOWN	ELECTION DISTRICT	TOTAL VOTERS	THOMAS K. LEIGHTON AND THOMAS J. HILLGARDNER	SCOTT JEFFREY AND JAY GRECO	SCATTER	BLANK AND VOID
			MAR	LBT		
Chili						
	8	333	1	0	0	6
	9	316	1	0	0	3
	10	267	1	0	0	5
	11	389	1	1	0	7
	12	449	1	1	0	5
	13	452	1	0	0	6
	14	360	1	0	0	3
	15	329	3	1	0	5
	16	395	1	0	0	6
	17	681	2	1	0	6
	18	461	4	0	0	4
	19	294	1	0	0	2
	20	461	2	0	0	4
	21	252	3	0	0	4
	22	395	2	0	0	6
	23	249	0	0	0	2
	24	368	2	0	0	7
	25	258	4	0	0	2
	26	402	1	0	0	3
	27	304	2	0	0	4
	28	263	0	0	0	1
	29	228	0	0	0	2
	30	181	0	0	0	1
	31	17	0	0	0	0
Chili		10,231	47	6	0	123
Clarkson						
	1	365	1	0	0	4
	2	304	1	0	0	17
	3	339	1	0	0	5
	4	453	3	1	0	6
	5	324	2	0	0	3
	6	263	1	0	0	2
Clarkson		2,048	9	1	0	37
East Rochester						
	1	362	2	1	0	7
	2	292	0	1	0	2
	3	326	2	0	0	1
	4	293	1	1	0	7
	5	254	0	0	0	1
	6	273	2	1	0	3
	7	286	3	0	0	5
East Rochester		2,086	10	4	0	26

GOVERNOR AND LIEUTENANT GOVERNOR
DETAIL
PART 2 OF 2

LEGISLATIVE DISTRICT OR TOWN	ELECTION DISTRICT	TOTAL VOTERS	THOMAS K. LEIGHTON AND THOMAS J. HILLGARDNER	SCOTT JEFFREY AND JAY GRECO	SCATTER	BLANK AND VOID
			MAR	LBT		
Gates						
	1	211	0	0	0	0
	2	293	2	0	0	1
	3	195	0	0	0	2
	4	296	3	0	0	3
	5	400	0	0	0	2
	6	326	0	1	0	7
	7	382	2	0	1	2
	8	233	0	0	0	0
	9	362	2	1	0	10
	10	181	0	1	0	0
	11	209	0	0	0	5
	12	186	2	0	0	1
	13	319	2	1	0	5
	14	246	1	0	0	4
	15	382	0	0	0	4
	16	246	1	0	0	1
	17	251	2	0	0	5
	18	310	1	0	0	2
	19	283	0	0	0	3
	20	275	0	0	0	3
	21	276	2	0	0	2
	22	242	1	0	0	1
	23	280	1	0	0	2
	24	301	0	1	0	5
	25	295	1	0	0	5
	26	334	1	1	0	2
	27	353	0	0	0	6
	28	231	1	1	0	2
	29	267	0	0	0	3
	30	180	0	1	0	5
	31	225	1	0	0	1
	32	324	0	0	0	2
	33	148	1	0	0	0
	34	210	1	0	0	2
	35	186	1	1	0	1
Gates		9,438	29	9	1	99
Greece						
	1	291	1	0	0	9
	2	303	1	0	0	8
	3	313	2	0	0	4
	4	253	1	0	0	16
	5	227	0	0	0	12
	6	232	0	0	0	16

GOVERNOR AND LIEUTENANT GOVERNOR
DETAIL
PART 2 OF 2

LEGISLATIVE DISTRICT OR TOWN	ELECTION DISTRICT	TOTAL VOTERS	THOMAS K. LEIGHTON AND THOMAS J. HILLGARDNER	SCOTT JEFFREY AND JAY GRECO	SCATTER	BLANK AND VOID
			MAR	LBT		
Greece						
	7	315	1	0	1	8
	8	267	2	1	0	9
	9	273	2	1	0	6
	10	259	2	0	0	5
	11	145	0	0	0	2
	12	214	3	2	0	3
	13	288	2	0	0	6
	14	261	3	0	0	5
	15	263	0	0	0	3
	16	205	1	0	0	5
	17	351	1	0	0	4
	18	366	0	0	0	6
	19	241	1	0	0	8
	20	254	0	0	1	3
	21	325	1	0	0	11
	22	233	0	1	0	2
	23	400	5	1	0	25
	24	481	1	0	0	10
	25	285	1	0	0	4
	26	258	3	1	0	6
	27	408	1	0	0	2
	28	346	3	0	0	4
	29	322	2	0	0	3
	30	252	1	0	0	8
	31	296	2	0	0	1
	32	325	6	0	0	3
	33	417	1	0	0	5
	34	336	5	0	0	5
	35	279	1	0	0	5
	36	378	1	0	0	9
	37	243	1	0	0	11
	38	341	2	0	0	4
	39	207	0	0	0	5
	40	260	2	0	0	2
	41	323	2	0	0	8
	42	289	0	0	0	9
	43	407	0	0	0	3
	44	377	1	0	0	5
	45	423	1	1	0	8
	46	210	1	0	0	2
	47	336	0	0	0	6
	48	248	1	0	0	6
	49	279	0	0	0	12

GOVERNOR AND LIEUTENANT GOVERNOR
DETAIL
PART 2 OF 2

LEGISLATIVE DISTRICT OR TOWN	ELECTION DISTRICT	TOTAL VOTERS	THOMAS K. LEIGHTON AND THOMAS J. HILLGARDNER	SCOTT JEFFREY AND JAY GRECO	SCATTER	BLANK AND VOID
			MAR	LBT		
Greece						
	50	329	0	0	0	1
	51	218	2	0	0	3
	52	387	2	0	0	5
	53	239	0	1	0	4
	54	316	3	1	0	2
	55	298	4	0	0	5
	56	396	0	1	0	17
	57	331	1	0	0	3
	58	389	1	0	0	5
	59	236	1	0	0	2
	60	283	1	0	0	11
	61	312	0	1	0	12
	62	394	2	0	0	5
	63	354	1	1	0	8
	64	290	3	1	0	12
	65	362	0	0	0	13
	66	209	0	0	0	5
	67	273	1	0	0	5
	68	412	1	0	0	13
	69	247	0	0	0	1
	70	289	1	0	0	5
	71	405	1	1	0	9
	72	355	0	0	0	6
	73	203	2	0	0	3
	74	256	0	0	0	2
	75	280	2	0	0	3
	76	240	2	0	0	6
	77	384	1	0	0	28
	78	253	1	0	0	5
	79	344	0	0	0	3
	80	370	2	0	0	5
	81	274	0	0	0	3
	82	247	1	0	0	2
	83	233	1	0	0	3
	84	396	4	0	0	10
	85	365	4	0	0	12
	86	441	5	2	0	24
	87	300	0	0	4	3
	88	326	3	0	0	5
	89	278	1	0	0	1
	90	339	1	1	0	2
	91	399	2	0	0	5
	92	551	1	2	0	16

GOVERNOR AND LIEUTENANT GOVERNOR
DETAIL
PART 2 OF 2

LEGISLATIVE DISTRICT OR TOWN	ELECTION DISTRICT	TOTAL VOTERS	THOMAS K. LEIGHTON AND THOMAS J. HILLGARDNER	SCOTT JEFFREY AND JAY GRECO	SCATTER	BLANK AND VOID
			MAR	LBT		
Greece						
	93	389	1	1	0	4
	94	296	0	0	0	6
	95	232	1	1	0	12
	96	356	0	0	0	6
	97	428	1	1	0	3
	98	393	0	0	0	10
	99	335	2	0	0	6
	100	339	3	0	0	5
	101	223	0	0	0	5
	102	388	0	1	0	6
	103	379	2	0	0	16
	104	378	1	1	1	4
	105	245	0	0	0	5
	106	268	1	0	0	8
		33,057	138	25	7	711
Greece						
Hamlin						
	1	287	2	0	0	1
	2	354	3	0	0	1
	3	238	1	0	0	1
	4	226	2	1	0	4
	5	275	2	1	0	5
	6	196	2	2	0	4
	7	377	2	0	0	0
	8	243	1	0	0	3
	9	203	0	0	0	1
	10	350	1	0	0	4
	11	53	2	0	0	0
		2,802	18	4	0	24
Hamlin						
Henrietta						
	1	403	2	0	0	5
	2	271	2	0	0	4
	3	204	1	0	0	2
	4	267	0	0	0	4
	5	343	2	0	0	4
	6	351	1	0	0	8
	7	316	0	0	0	2
	8	323	0	0	1	3
	9	261	2	0	0	1
	10	312	3	0	0	3
	11	292	0	0	0	2
	12	338	0	0	0	3
	13	333	2	0	0	2

GOVERNOR AND LIEUTENANT GOVERNOR
DETAIL
PART 2 OF 2

LEGISLATIVE DISTRICT OR TOWN	ELECTION DISTRICT	TOTAL VOTERS	THOMAS K. LEIGHTON AND THOMAS J. HILLGARDNER	SCOTT JEFFREY AND JAY GRECO	SCATTER	BLANK AND VOID
			MAR	LBT		
Henrietta						
	14	251	1	0	0	3
	15	319	2	1	0	6
	16	236	0	0	0	1
	17	398	0	0	0	1
	18	380	1	1	0	5
	19	285	1	0	0	2
	20	494	3	1	0	2
	21	276	1	0	0	2
	22	442	1	0	0	2
	23	293	4	2	0	2
	24	273	1	1	0	1
	25	316	2	0	0	5
	26	426	2	0	0	3
	27	431	2	0	0	5
	28	370	3	0	0	5
	29	354	2	1	0	2
	30	480	5	2	0	2
	31	208	2	2	0	3
	32	375	0	0	0	3
	33	265	0	0	0	3
	34	212	4	0	0	7
Henrietta		11,098	52	11	1	108
Irondequoit						
	1	395	0	1	0	8
	2	284	1	0	0	4
	3	382	8	1	0	5
	4	286	0	1	0	2
	5	314	5	0	0	4
	6	465	2	0	0	4
	7	448	1	0	0	0
	8	355	3	0	0	2
	9	362	0	0	0	2
	10	329	1	0	0	4
	11	206	2	0	0	2
	12	267	0	0	0	3
	13	433	2	0	0	3
	14	418	2	1	0	4
	15	411	2	1	0	1
	16	376	0	0	0	4
	17	212	1	1	0	5
	18/72	380	1	2	0	2
	19	350	0	0	0	4
	20	303	2	0	1	2

GOVERNOR AND LIEUTENANT GOVERNOR
DETAIL
PART 2 OF 2

LEGISLATIVE DISTRICT OR TOWN	ELECTION DISTRICT	TOTAL VOTERS	THOMAS K. LEIGHTON AND THOMAS J. HILLGARDNER	SCOTT JEFFREY AND JAY GRECO	SCATTER	BLANK AND VOID
			MAR	LBT		
Irondequoit						
	21	318	1	0	0	3
	22	349	1	0	0	2
	23	298	2	0	0	4
	24	293	0	0	0	4
	25	301	2	1	0	8
	26	231	0	0	0	6
	27	213	2	1	0	1
	28	261	0	0	0	5
	29	271	3	0	0	6
	30	298	1	0	0	1
	31	311	2	0	0	2
	32	331	4	0	0	4
	33	252	3	1	1	4
	34	462	1	1	0	8
	35	241	1	1	0	2
	36	181	1	0	0	2
	37	271	1	1	0	1
	38	224	1	0	0	5
	39	199	1	0	0	17
	40	209	1	0	0	3
	41	328	2	0	0	7
	42	336	1	0	0	3
	43	247	3	1	0	1
	44	539	2	1	0	5
	45	263	1	0	0	2
	46	340	0	0	0	8
	47	129	0	1	0	1
	48	318	0	0	0	0
	49	270	3	0	0	2
	50	231	4	0	0	8
	51	392	3	0	0	1
	52	327	1	2	0	4
	53	296	0	0	0	6
	54	114	0	2	0	1
	55	363	0	0	1	4
	56	321	2	0	0	6
	57	457	4	0	0	9
	58	343	1	1	0	4
	59	318	0	0	1	11
	60	334	2	1	0	20
	61	418	5	0	0	6
	62	340	2	0	0	1
	63	241	1	0	0	5

GOVERNOR AND LIEUTENANT GOVERNOR
DETAIL
PART 2 OF 2

LEGISLATIVE DISTRICT OR TOWN	ELECTION DISTRICT	TOTAL VOTERS	THOMAS K. LEIGHTON AND THOMAS J. HILLGARDNER	SCOTT JEFFREY AND JAY GRECO	SCATTER	BLANK AND VOID
			MAR	LBT		
Irondequoit						
	64/70	282	1	0	0	2
	65	208	2	0	0	3
	66	146	0	1	0	3
	67	233	0	0	0	5
	68	325	0	0	0	8
	69	165	0	0	0	3
	71	68	0	0	0	2
Irondequoit		21,182	101	24	4	294
Mendon						
	1	470	3	4	0	8
	2	414	2	0	0	5
	3	488	3	0	0	3
	4	378	4	2	0	6
	5	436	0	0	0	2
	6	396	0	1	0	2
	7	465	2	0	0	4
	8	194	1	0	0	1
	9	384	1	0	0	2
Mendon		3,625	16	7	0	33
Ogden						
	1	366	0	0	0	5
	2	375	0	1	0	4
	3	417	2	2	0	1
	4	328	1	0	0	5
	5	373	1	0	0	4
	6	386	0	0	0	1
	7	203	0	0	0	7
	8	319	1	0	0	3
	9	355	0	0	0	4
	10	309	1	0	0	1
	11	327	1	0	0	5
	12	315	2	0	0	3
	13	335	2	0	1	0
	14	271	0	0	0	1
	15	405	0	0	0	3
	16	212	2	0	0	0
	17	274	2	0	0	4
	18	360	3	1	0	2
	19	358	2	0	0	3
	20	399	1	0	0	3
Ogden		6,687	21	4	1	59
Parma						

GOVERNOR AND LIEUTENANT GOVERNOR
DETAIL
PART 2 OF 2

LEGISLATIVE DISTRICT OR TOWN	ELECTION DISTRICT	TOTAL VOTERS	THOMAS K. LEIGHTON AND THOMAS J. HILLGARDNER	SCOTT JEFFREY AND JAY GRECO	SCATTER	BLANK AND VOID
			MAR	LBT		
Parma						
	1	386	1	0	0	3
	2	435	4	0	0	4
	3	292	2	0	0	3
	4	350	2	0	0	5
	5	266	1	0	0	2
	6	165	0	0	0	0
	7	335	1	0	0	1
	8	362	2	1	0	3
	9	378	1	0	0	4
	10	356	1	0	0	2
	11	384	0	1	0	3
	12	367	2	0	0	3
	13	396	0	2	0	6
	14	309	2	0	0	8
	15	300	1	1	0	4
Parma		5,081	20	5	0	51
Penfield						
	1	163	0	1	0	1
	2	343	2	0	0	5
	3	273	1	2	0	1
	4	443	2	0	0	5
	5	376	6	1	0	7
	6	304	0	0	0	4
	7	361	1	1	0	5
	8	384	2	1	0	9
	9	477	4	1	0	9
	10	301	1	1	0	4
	11	242	2	0	0	2
	12	421	1	1	1	5
	13	395	3	1	0	7
	14	430	6	0	0	9
	15	414	0	1	0	4
	16	170	0	3	0	1
	17	394	1	0	1	2
	18	267	0	0	0	0
	19	492	4	0	0	2
	20	416	3	0	0	3
	21	420	1	2	0	3
	22	345	1	1	0	4
	23	513	1	0	0	1
	24	490	0	0	0	3
	25	348	1	0	0	7
	26	229	0	0	0	2

GOVERNOR AND LIEUTENANT GOVERNOR
DETAIL
PART 2 OF 2

LEGISLATIVE DISTRICT OR TOWN	ELECTION DISTRICT	TOTAL VOTERS	THOMAS K. LEIGHTON AND THOMAS J. HILLGARDNER	SCOTT JEFFREY AND JAY GRECO	SCATTER	BLANK AND VOID
			MAR	LBT		
Penfield						
	27	423	1	0	0	2
	28	274	5	0	0	1
	29	450	3	0	0	4
	30	540	7	0	0	4
	31	233	1	0	0	2
	32	287	1	2	0	1
	33	352	1	0	0	9
	34	249	1	0	0	0
	35	391	1	0	0	4
	36	306	3	0	0	0
	37	465	4	0	0	5
	38	243	0	0	0	2
	39	193	0	2	0	3
	40	313	1	0	0	3
Penfield		14,130	72	21	2	145
Perinton						
	1	479	3	0	0	0
	2	437	0	0	0	4
	3	351	1	1	0	2
	4	307	1	1	0	5
	5	181	1	1	0	1
	6	316	1	0	0	6
	7	414	1	0	0	5
	8	362	5	1	0	1
	9	464	2	2	0	3
	10	416	2	0	0	5
	11	280	3	0	0	1
	12	364	3	0	0	5
	13	321	1	0	0	3
	14	371	1	1	0	3
	15	326	2	1	0	2
	16	306	0	0	0	3
	17	396	1	0	0	2
	18	362	1	1	0	3
	19	345	1	0	0	1
	20	378	2	0	0	2
	21	410	3	0	0	2
	22	283	0	0	0	3
	23	386	2	0	0	4
	24	530	4	0	0	5
	25	264	0	0	0	2
	26	423	5	0	0	5
	27	312	1	0	0	1

GOVERNOR AND LIEUTENANT GOVERNOR
DETAIL
PART 2 OF 2

LEGISLATIVE DISTRICT OR TOWN	ELECTION DISTRICT	TOTAL VOTERS	THOMAS K. LEIGHTON AND THOMAS J. HILLGARDNER	SCOTT JEFFREY AND JAY GRECO	SCATTER	BLANK AND VOID
			MAR	LBT		
Perinton						
	28	314	0	1	0	5
	29	252	2	0	0	1
	30	337	1	0	0	3
	31	453	2	0	0	7
	32	315	1	2	0	7
	33	376	3	0	0	1
	34	371	2	0	0	4
	35	331	4	0	0	6
	36	211	0	0	0	3
	37	364	4	1	0	2
	38	415	0	2	0	2
	39	385	1	0	0	2
	40	288	2	1	0	0
	41	257	1	0	0	3
	42	306	4	0	0	2
	43	493	1	0	0	3
	44	294	0	0	0	1
	45	596	2	0	0	1
	46	213	1	0	0	1
	47	367	2	0	0	1
	48	261	0	1	0	1
	49	301	0	0	0	1
	50	149	1	0	0	2
	51	342	1	0	0	2
	52	338	1	0	0	11
	53	318	2	0	0	4
	54	498	0	1	0	4
	55	348	0	0	0	0
	56	318	3	1	0	0
Perinton		19,595	88	19	0	159
Pittsford						
	1	333	4	2	0	3
	2	329	5	1	0	2
	3	478	1	0	0	9
	4	430	3	0	0	4
	5	287	2	0	0	2
	6	419	1	0	0	7
	7	205	3	0	0	1
	8	380	2	0	0	3
	9	412	2	0	0	4
	10	599	1	0	0	102
	11	337	1	0	0	4
	12	315	3	0	0	3

GOVERNOR AND LIEUTENANT GOVERNOR
DETAIL
PART 2 OF 2

LEGISLATIVE DISTRICT OR TOWN	ELECTION DISTRICT	TOTAL VOTERS	THOMAS K. LEIGHTON AND THOMAS J. HILLGARDNER	SCOTT JEFFREY AND JAY GRECO	SCATTER	BLANK AND VOID
			MAR	LBT		
Pittsford						
	13	292	0	0	0	6
	14	303	0	1	0	1
	15	271	1	1	0	0
	16	304	1	1	0	4
	17	483	0	1	0	4
	18	380	3	0	0	0
	19	251	2	1	0	1
	20	367	0	0	0	3
	21	426	2	0	0	5
	22	455	2	0	0	4
	23	333	1	0	0	2
	24	433	1	0	0	7
	25	358	0	0	0	4
	26	398	1	0	0	2
	27	345	2	0	0	0
	28	321	0	0	0	4
	29	337	0	1	0	4
	30	286	4	0	0	4
	31	392	0	0	0	1
	32	381	0	1	0	1
	33	406	5	0	0	3
Pittsford		12,046	53	10	0	204
Riga						
	1	447	3	0	0	5
	2	362	1	0	0	2
	3	318	1	0	0	4
	4	379	0	1	0	2
	5	315	1	0	0	3
	6	323	4	0	0	3
Riga		2,144	10	1	0	19
Rush						
	1	424	5	0	0	5
	2	332	1	0	0	3
	3	468	4	1	0	11
	4	432	3	0	0	4
Rush		1,656	13	1	0	23
Sweden						
	1	341	1	1	0	5
	2	211	3	0	0	1
	3	431	1	0	0	3
	4	397	2	0	0	4
	5	121	1	0	0	0

GOVERNOR AND LIEUTENANT GOVERNOR
DETAIL
PART 2 OF 2

LEGISLATIVE DISTRICT OR TOWN	ELECTION DISTRICT	TOTAL VOTERS	THOMAS K. LEIGHTON AND THOMAS J. HILLGARDNER	SCOTT JEFFREY AND JAY GRECO	SCATTER	BLANK AND VOID
			MAR	LBT		
Sweden						
	6	345	1	0	0	7
	7	400	3	0	0	2
	8	259	2	0	0	3
	9	258	1	0	0	9
	10	421	3	0	0	6
	11	124	3	0	0	2
	12	291	1	0	0	4
Sweden		3,599	22	1	0	46
Webster						
	1	383	0	0	0	5
	2	339	3	0	0	2
	3	334	0	1	0	2
	4	224	0	0	0	3
	5	376	1	0	0	3
	6	378	0	0	0	6
	7	434	2	0	0	7
	8	352	2	2	0	4
	9	464	1	0	0	4
	10	390	2	0	0	5
	11	298	2	2	0	1
	12	461	2	0	0	3
	13	360	2	0	0	2
	14	343	0	0	0	8
	15	249	0	0	0	3
	16	365	2	0	0	2
	17	266	3	0	1	1
	18	310	3	0	0	4
	19	422	3	0	0	2
	20	404	1	1	0	2
	21	467	1	0	1	4
	22	418	2	0	0	5
	23	344	1	1	0	1
	24	486	1	0	0	9
	25	341	2	0	0	5
	26	347	3	0	1	1
	27	295	0	0	0	6
	28	325	3	0	0	0
	29	313	0	0	0	3
	30	244	2	1	0	8
	31	307	1	1	0	4
	32	354	1	0	0	3
	33	402	0	0	0	3
	34	218	1	0	0	1

GOVERNOR AND LIEUTENANT GOVERNOR
DETAIL
PART 2 OF 2

LEGISLATIVE DISTRICT OR TOWN	ELECTION DISTRICT	TOTAL VOTERS	THOMAS K. LEIGHTON AND THOMAS J. HILLGARDNER	SCOTT JEFFREY AND JAY GRECO	SCATTER	BLANK AND VOID
			MAR	LBT		
Webster						
	35	230	1	0	0	3
	36	333	0	1	0	2
	37	394	0	0	0	3
	38	505	2	0	0	4
	39	325	3	0	0	3
	40	430	0	0	0	5
	41	292	0	0	0	0
	42	344	2	0	0	1
	43	241	0	0	0	1
Webster		<u>15,107</u>	<u>55</u>	<u>10</u>	<u>3</u>	<u>144</u>
Wheatland						
	1	409	0	1	0	2
	2	382	2	1	0	6
	3	475	3	0	0	10
	4	344	2	0	0	3
	5	386	1	1	0	7
Wheatland		<u>1,996</u>	<u>8</u>	<u>3</u>	<u>0</u>	<u>28</u>
TOWNS		<u>191,882</u>	<u>855</u>	<u>185</u>	<u>19</u>	<u>2,504</u>
GRAND TOTAL:		<u><u>236,691</u></u>	<u><u>1,163</u></u>	<u><u>269</u></u>	<u><u>21</u></u>	<u><u>3,471</u></u>

COMPTROLLER
SUMMARY

LEGISLATIVE DISTRICT OR TOWN	TOTAL VOTERS	JOHN	ALAN	JOHN	JOHN	ALAN	GARIFALIA	HOWIE	ALAN	JAMES	SCATTER	BLANK AND VOID
		FASO	G. HEVESI	FASO	FASO	G. HEVESI	CHRISTEA	HAWKINS	G. HEVESI	EISERT		
		REP	DEM	IND	CON	LIB	RTL	GRE	WOR	LBT		
Leg. Dist. 06	1,647	543	544	167	105	24	21	15	22	14	0	192
Leg. Dist. 07	905	271	346	91	27	16	19	9	10	5	0	111
Leg. Dist. 21	6,080	1,189	3,210	407	148	77	85	107	126	57	0	674
Leg. Dist. 22	3,100	232	2,021	121	53	20	23	14	37	14	0	565
Leg. Dist. 23	6,961	1,535	3,655	449	177	114	58	229	158	85	1	500
Leg. Dist. 24	4,211	822	2,117	280	93	79	51	197	129	55	2	386
Leg. Dist. 25	4,389	363	2,787	195	74	59	38	101	98	30	0	644
Leg. Dist. 26	3,366	843	1,449	337	127	38	52	49	75	36	1	359
Leg. Dist. 27	6,249	620	4,035	270	118	52	62	79	218	33	0	762
Leg. Dist. 28	3,424	795	1,510	306	134	37	57	28	60	29	0	468
Leg. Dist. 29	4,477	793	2,326	328	112	58	61	34	65	28	0	672
CITY	44,809	8,006	24,000	2,951	1,168	574	527	862	998	386	4	5,333
Brighton	14,274	4,084	7,170	949	334	156	102	188	189	80	3	1,019
Chili	10,231	4,126	3,120	1,050	600	110	140	55	138	46	0	846
Clarkson	2,048	828	538	238	139	20	34	18	22	11	0	200
East Rochester	2,086	698	666	205	77	23	31	22	24	16	0	324
Gates	9,438	3,531	2,926	1,158	483	106	103	52	105	48	0	926
Greece	33,057	12,615	9,866	3,503	1,800	365	337	181	383	179	3	3,825
Hamlin	2,802	1,294	622	323	172	33	44	16	23	27	0	248
Henrietta	11,098	4,001	4,020	1,009	611	108	103	76	140	58	0	972
Irondequoit	21,182	7,208	7,619	2,149	860	221	257	157	250	127	1	2,333
Mendon	3,625	1,596	1,151	313	187	40	28	37	24	16	0	233
Ogden	6,687	2,888	1,673	793	437	81	86	39	83	33	0	574
Parma	5,081	2,148	1,347	578	301	48	59	33	72	28	0	467
Penfield	14,130	5,595	4,768	1,393	671	141	114	96	111	77	2	1,162
Perinton	19,595	8,148	6,713	1,702	798	167	177	132	158	103	1	1,496
Pittsford	12,046	5,044	4,358	881	403	122	67	84	94	61	1	931
Riga	2,144	956	560	243	139	32	17	12	22	15	0	148
Rush	1,656	711	529	142	73	23	13	19	13	9	0	124
Sweden	3,599	1,399	1,194	366	194	55	44	30	46	22	0	249
Webster	15,107	5,839	4,881	1,706	768	143	216	96	130	65	1	1,262
Wheatland	1,996	768	639	198	116	17	20	28	21	15	0	174
TOWNS	191,882	73,477	64,360	18,899	9,163	2,011	1,992	1,371	2,048	1,036	12	17,513
GRAND TOTAL:	236,691	81,483	88,360	21,850	10,331	2,585	2,519	2,233	3,046	1,422	16	22,846

COMPTROLLER
DETAIL

LEGISLATIVE DISTRICT OR TOWN	ELECTION DISTRICT	TOTAL VOTERS	JOHN	ALAN	JOHN	JOHN	ALAN	GARIFALIA	HOWIE	ALAN	JAMES	SCATTER	BLANK AND VOID
			FASO REP	G. HEVESI DEM	FASO IND	FASO CON	G. HEVESI LIB	CHRISTEA RTL	HAWKINS GRE	G. HEVESI WOR	EISERT LBT		
Leg. Dist. 06													
	1	407	143	136	34	25	8	6	4	7	3	0	41
	2	194	63	63	22	14	2	0	3	2	3	0	22
	3	249	103	63	20	18	3	5	1	1	0	0	35
	4	267	92	83	32	18	5	5	0	1	2	0	29
	5	260	67	110	22	15	2	3	0	6	1	0	34
	6	270	75	89	37	15	4	2	7	5	5	0	31
		1,647	543	544	167	105	24	21	15	22	14	0	192
Leg. Dist. 06													
Leg. Dist. 07													
	1	406	139	164	36	11	7	7	3	2	2	0	35
	2	279	71	106	24	11	3	6	4	6	1	0	47
	3	220	61	76	31	5	6	6	2	2	2	0	29
		905	271	346	91	27	16	19	9	10	5	0	111
Leg. Dist. 07													
Leg. Dist. 21													
	1	256	46	128	14	16	5	2	8	8	3	0	26
	2	265	51	151	15	9	3	2	3	7	3	0	21
	3	139	36	67	10	4	3	2	1	0	3	0	13
	4	166	26	89	14	8	1	1	2	1	2	0	22
	5 /16	328	85	147	25	5	9	7	10	7	4	0	29
	6	204	31	115	15	3	0	5	9	2	4	0	20
	7	384	108	150	39	10	4	7	7	5	1	0	53
	8	109	23	57	6	3	2	1	1	4	0	0	12
	9	248	69	127	13	7	4	4	5	4	2	0	13
	10	347	87	185	28	1	1	2	6	4	1	0	32
	11	138	24	68	8	4	4	0	1	6	0	0	23
	12	290	58	144	29	5	8	4	6	5	4	0	27
	13	106	10	66	3	2	2	0	13	4	0	0	6
	14	346	65	186	23	15	6	5	4	3	2	0	37

COMPTROLLER
DETAIL

LEGISLATIVE DISTRICT OR TOWN	ELECTION DISTRICT	TOTAL VOTERS	JOHN	ALAN	JOHN	JOHN	ALAN	GARIFALIA	HOWIE	ALAN	JAMES	SCATTER	BLANK AND VOID
			FASO	G. HEVESI	FASO	FASO	G. HEVESI	CHRISTEA	HAWKINS	G. HEVESI	EISERT		
			REP	DEM	IND	CON	LIB	RTL	GRE	WOR	LBT		
Leg. Dist. 21													
	15	300	60	150	19	9	2	3	4	4	1	0	48
	17 /28	250	49	129	16	7	5	6	0	7	3	0	28
	18	214	24	124	10	3	0	2	4	7	3	0	37
	19	82	16	40	5	0	1	0	1	4	0	0	15
	20	137	36	70	10	5	3	2	2	1	1	0	7
	21	226	46	122	13	2	2	1	2	8	1	0	29
	22	235	21	142	8	6	1	5	2	6	5	0	39
	23	170	20	105	5	4	1	3	1	1	4	0	26
	24	275	66	123	27	6	5	7	6	7	4	0	24
	25	228	29	144	9	5	1	2	4	5	1	0	28
	26	185	16	128	7	1	1	2	2	7	4	0	17
	27	127	19	81	3	2	0	4	2	3	1	0	12
	29	93	17	52	9	1	2	0	1	1	0	0	10
	30	20	5	10	3	1	0	0	0	0	0	0	1
	31 /34	105	17	60	10	1	0	1	0	3	0	0	13
	32	15	4	9	1	0	0	0	0	0	0	0	1
	33	92	25	41	10	3	1	5	0	2	0	0	5
Leg. Dist. 21		6,080	1,189	3,210	407	148	77	85	107	126	57	0	674
Leg. Dist. 22													
	1 /29-17	265	34	151	13	9	3	4	1	2	0	0	48
	2	77	4	51	2	2	0	0	0	1	0	0	17
	3	163	14	105	7	1	2	1	0	0	2	0	31
	4	71	4	42	2	3	0	2	0	0	1	0	17
	5	165	16	108	4	0	2	0	0	4	1	0	30
	6	147	2	103	2	2	0	2	1	0	1	0	34
	7	93	3	68	1	1	0	0	0	3	0	0	17
	8	163	22	99	5	3	0	1	4	3	0	0	26

COMPTROLLER
DETAIL

LEGISLATIVE DISTRICT OR TOWN	ELECTION DISTRICT	TOTAL VOTERS	JOHN	ALAN	JOHN	JOHN	ALAN	GARIFALIA	HOWIE	ALAN	JAMES	SCATTER	BLANK AND VOID
			FASO	G. HEVESI	FASO	FASO	G. HEVESI	CHRISTEA	HAWKINS	G. HEVESI	EISERT		
			REP	DEM	IND	CON	LIB	RTL	GRE	WOR	LBT		
Leg. Dist. 22													
	9	121	6	83	5	3	0	1	0	3	0	0	20
	10	137	5	110	2	3	2	1	0	2	0	0	12
	11	174	22	114	8	2	0	0	3	2	1	0	22
	12	99	2	71	3	0	0	0	0	1	2	0	20
	13	67	4	45	0	0	1	1	0	1	0	0	15
	14	169	17	111	5	1	0	1	0	1	1	0	32
	15	167	7	115	8	3	1	2	0	4	1	0	26
	16	68	6	45	2	0	0	1	0	0	0	0	14
	17	66	4	40	6	7	1	0	0	0	0	0	8
	18	83	4	55	1	1	0	0	1	1	1	0	19
	19	119	8	77	3	1	3	1	0	3	1	0	22
	20	155	17	102	7	2	0	0	0	0	1	0	26
	21	136	4	91	5	5	2	0	0	1	0	0	28
	22	197	14	120	14	1	1	2	2	3	1	0	39
	23	121	8	74	8	1	1	2	1	1	0	0	25
	24	77	5	41	8	2	1	1	1	1	0	0	17
Leg. Dist. 22		3,100	232	2,021	121	53	20	23	14	37	14	0	565
Leg. Dist. 23													
	1	148	33	82	10	4	0	0	3	3	3	0	10
	2	248	45	128	11	7	2	4	22	4	7	0	18
	3	168	31	77	13	3	4	0	15	3	5	1	16
	4	396	80	234	25	8	5	5	9	6	3	0	21
	5	298	60	143	24	4	4	2	16	6	10	0	29
	6	150	42	83	1	3	2	0	3	2	0	0	14
	7	271	49	141	25	3	7	2	17	10	4	0	13
	8	252	42	151	10	8	8	0	11	7	1	0	14
	9	158	33	85	10	2	2	0	4	6	2	0	14

COMPTROLLER
DETAIL

LEGISLATIVE DISTRICT OR TOWN	ELECTION DISTRICT	TOTAL VOTERS	JOHN	ALAN	JOHN	JOHN	ALAN	GARIFALIA	HOWIE	ALAN	JAMES	SCATTER	BLANK AND VOID
			FASO	G. HEVESI	FASO	FASO	G. HEVESI	CHRISTEA	HAWKINS	G. HEVESI	EISERT		
			REP	DEM	IND	CON	LIB	RTL	GRE	WOR	LBT		
Leg. Dist. 23													
	10	221	41	128	15	4	4	4	9	3	1	0	12
	11	274	52	163	8	5	5	5	6	10	2	0	18
	12	343	87	180	15	6	1	7	6	12	2	0	27
	13	218	54	96	21	7	6	2	6	7	4	0	15
	14	224	36	124	22	5	3	1	14	4	5	0	10
	15	140	31	69	9	4	3	1	5	8	2	0	8
	16	234	50	125	16	4	2	2	8	2	9	0	16
	17	345	103	153	30	17	7	0	4	4	1	0	26
	18	295	74	147	23	11	0	4	6	4	1	0	25
	19	286	83	126	30	8	3	0	5	9	1	0	21
	20	318	60	178	14	3	5	2	13	14	2	0	27
	21	258	58	146	14	5	13	1	3	5	0	0	13
	22	218	50	125	7	7	4	1	4	4	1	0	15
	23	142	23	73	12	3	3	1	11	3	3	0	10
	24	269	71	132	14	12	3	2	3	1	2	0	29
	25	418	89	236	21	9	5	6	5	11	6	0	30
	26	450	92	241	36	15	8	6	13	5	4	0	30
	27	219	66	89	13	10	5	0	8	5	4	0	19
Leg. Dist. 23		6,961	1,535	3,655	449	177	114	58	229	158	85	1	500
Leg. Dist. 24													
	1	336	42	195	19	7	10	2	17	19	2	0	23
	2	268	40	158	11	7	4	0	16	14	2	0	16
	3	275	53	152	22	3	6	3	10	7	3	0	16
	4	288	47	146	21	3	6	8	19	2	8	0	28
	5	298	68	147	19	8	6	4	8	5	6	0	27
	6	196	50	86	16	8	4	4	6	4	3	1	14
	7	197	40	98	15	12	5	1	4	3	4	0	15

COMPTROLLER
DETAIL

LEGISLATIVE DISTRICT OR TOWN	ELECTION DISTRICT	TOTAL VOTERS	JOHN	ALAN	JOHN	JOHN	ALAN	GARIFALIA	HOWIE	ALAN	JAMES	SCATTER	BLANK AND VOID
			FASO	G. HEVESI	FASO	FASO	G. HEVESI	CHRISTEA	HAWKINS	G. HEVESI	EISERT		
			REP	DEM	IND	CON	LIB	RTL	GRE	WOR	LBT		
Leg. Dist. 24													
	8	271	74	128	14	5	5	4	10	5	3	0	23
	9	193	58	88	9	6	4	3	4	7	0	0	14
	10	305	42	165	18	2	6	2	33	18	2	0	17
	11	233	50	107	22	4	2	3	5	5	0	0	35
	12	142	34	61	13	1	0	1	0	3	1	0	28
	13	235	39	120	19	4	5	2	11	13	4	0	18
	14	278	39	146	10	6	6	2	20	11	4	0	34
	15	341	66	150	34	7	6	8	13	5	6	0	46
	16	262	46	137	14	6	2	2	21	7	6	1	20
	17	93	34	33	4	4	2	2	0	1	1	0	12
		4,211	822	2,117	280	93	79	51	197	129	55	2	386
Leg. Dist. 24													
Leg. Dist. 25													
	1	258	35	146	21	7	6	2	7	6	2	0	26
	2	200	9	145	8	2	0	1	1	4	2	0	28
	3	335	22	220	8	6	2	2	4	5	3	0	63
	4	73	6	44	1	2	1	1	0	1	0	0	17
	5	192	7	140	7	1	0	1	0	4	0	0	32
	6	219	23	124	16	4	4	1	9	5	3	0	30
	7	232	7	161	10	2	3	0	0	2	0	0	47
	8	254	7	184	3	3	4	0	0	9	0	0	44
	9	163	4	127	2	1	1	1	0	1	0	0	26
	10	246	18	176	8	3	2	2	1	5	0	0	31
	11	191	2	142	5	2	1	0	3	2	1	0	33
	12	298	39	168	9	6	6	5	26	11	5	0	23
	13	213	0	156	6	0	3	0	2	7	2	0	37
	14 /24	333	61	178	15	9	8	4	16	13	0	0	29
	15	174	1	124	5	1	1	0	0	1	1	0	40

COMPTROLLER
DETAIL

LEGISLATIVE DISTRICT OR TOWN	ELECTION DISTRICT	TOTAL VOTERS	JOHN	ALAN	JOHN	JOHN	ALAN	GARIFALIA	HOWIE	ALAN	JAMES	SCATTER	BLANK AND VOID
			FASO	G. HEVESI	FASO	FASO	G. HEVESI	CHRISTEA	HAWKINS	G. HEVESI	EISERT		
			REP	DEM	IND	CON	LIB	RTL	GRE	WOR	LBT		
Leg. Dist. 25													
	16	57	18	24	4	1	1	0	2	3	1	0	3
	17	133	3	87	5	2	1	4	1	2	0	0	28
	18	269	38	133	23	8	8	4	8	8	2	0	37
	19	6	2	2	1	1	0	0	0	0	0	0	0
	20	238	29	118	18	9	2	7	4	3	4	0	44
	21	92	16	57	8	1	1	1	2	1	2	0	3
	22	164	9	106	9	3	3	2	5	4	2	0	21
	23	49	7	25	3	0	1	0	10	1	0	0	2
Leg. Dist. 25		4,389	363	2,787	195	74	59	38	101	98	30	0	644
Leg. Dist. 26													
	1	194	50	81	13	7	2	6	3	9	0	0	23
	2	99	19	45	13	5	1	3	1	3	1	0	8
	3	210	66	78	22	9	2	3	4	1	3	0	22
	4	225	73	87	19	11	3	5	1	5	0	0	21
	5	219	60	91	22	5	2	2	3	4	4	1	25
	7	219	51	90	26	6	3	2	4	5	7	0	25
	8	264	58	120	24	10	7	2	3	6	2	0	32
	9	245	68	107	18	11	3	3	4	7	3	0	21
	10	262	68	104	29	11	3	3	4	7	6	0	27
	11	269	99	91	28	9	2	3	1	5	0	0	31
	12 /28-19	308	58	153	34	10	2	5	8	8	2	0	28
	13 /28-21	166	30	80	22	9	2	1	2	1	0	0	19
	14	224	55	101	19	6	1	7	4	4	2	0	25
	15	247	45	133	20	8	3	4	5	2	3	0	24
	16	213	43	88	27	9	2	3	2	8	3	0	28
	17	2	0	0	1	1	0	0	0	0	0	0	0
Leg. Dist. 26		3,366	843	1,449	337	127	38	52	49	75	36	1	359

COMPTROLLER
DETAIL

LEGISLATIVE DISTRICT OR TOWN	ELECTION DISTRICT	TOTAL VOTERS	JOHN	ALAN	JOHN	JOHN	ALAN	GARIFALIA	HOWIE	ALAN	JAMES	SCATTER	BLANK AND VOID
			FASO	G. HEVESI	FASO	FASO	G. HEVESI	CHRISTEA	HAWKINS	G. HEVESI	EISERT		
			REP	DEM	IND	CON	LIB	RTL	GRE	WOR	LBT		
Leg. Dist. 28													
	1	181	33	95	9	6	3	6	3	0	0	0	26
	2	179	45	85	17	5	0	4	0	6	0	0	17
	3	127	26	61	14	3	1	3	1	2	1	0	15
	4	247	53	112	21	9	3	7	2	3	2	0	35
	5	159	48	57	20	8	2	0	1	0	1	0	22
	6	205	54	91	16	7	3	5	2	2	0	0	25
	7	248	61	102	20	9	0	3	1	6	2	0	44
	8	179	30	82	15	4	2	3	0	3	1	0	39
	9	113	23	42	21	3	1	2	1	1	1	0	18
	10	122	27	46	18	8	1	1	0	2	1	0	18
	11 /25	211	62	86	18	8	0	5	3	5	0	0	24
	12	126	29	54	7	5	4	3	3	5	4	0	12
	13	180	42	76	17	10	3	2	1	2	1	0	26
	14	187	38	90	17	10	4	4	3	1	3	0	17
	15	109	35	42	3	8	0	1	1	0	1	0	18
	16	160	40	55	16	14	2	2	2	3	1	0	25
	17	61	13	28	7	1	1	2	0	2	0	0	7
	18	258	61	120	21	7	3	3	2	5	4	0	32
	22	106	13	62	5	1	0	0	1	5	3	0	16
	23	241	55	114	22	6	4	1	1	5	3	0	30
	24	25	7	10	2	2	0	0	0	2	0	0	2
Leg. Dist. 28		3,424	795	1,510	306	134	37	57	28	60	29	0	468
Leg. Dist. 29													
	1	33	10	16	0	1	1	1	0	0	0	0	4
	2	61	3	43	1	1	1	0	0	2	1	0	9
	3 /7	149	23	82	6	3	4	2	0	4	0	0	25
	4	256	45	130	27	9	0	3	3	4	0	0	35

COMPTROLLER
DETAIL

LEGISLATIVE DISTRICT OR TOWN	ELECTION DISTRICT	TOTAL VOTERS	JOHN	ALAN	JOHN	JOHN	ALAN	GARIFALIA	HOWIE	ALAN	JAMES	SCATTER	BLANK AND VOID
			FASO	G. HEVESI	FASO	FASO	G. HEVESI	CHRISTEA	HAWKINS	G. HEVESI	EISERT		
			REP	DEM	IND	CON	LIB	RTL	GRE	WOR	LBT		
Leg. Dist. 29													
	5	249	43	128	23	7	1	2	0	3	0	0	42
	6	166	40	74	19	4	3	2	1	2	2	0	19
	8	202	34	110	17	1	4	5	1	3	1	0	26
	9	180	38	86	20	2	1	2	0	2	1	0	28
	10	206	27	114	15	9	3	2	1	1	2	0	32
	11	174	48	78	7	7	3	2	3	1	1	0	24
	12	188	33	107	12	6	2	4	2	3	1	0	18
	13	167	23	95	7	0	2	1	0	5	1	0	33
	14	193	45	85	27	9	3	2	0	3	3	0	16
	15	170	19	97	14	8	0	0	0	1	1	0	30
	16	77	9	44	7	2	1	1	1	4	1	0	7
	18	216	57	94	20	6	3	8	2	4	2	0	20
	19	165	26	89	10	5	2	1	1	3	2	0	26
	20	243	26	163	9	2	5	1	5	4	1	0	27
	21	253	43	133	13	11	4	3	4	5	1	0	36
	22	125	16	67	4	4	0	0	1	0	1	0	32
	23	241	34	110	13	3	6	6	2	0	1	0	66
	24	274	69	125	17	8	2	5	4	6	3	0	35
	25	251	57	113	26	2	4	6	0	0	1	0	42
	26	164	17	105	8	2	2	1	1	2	1	0	25
	27	74	8	38	6	0	1	1	2	3	0	0	15
Leg. Dist. 29		<u>4,477</u>	<u>793</u>	<u>2,326</u>	<u>328</u>	<u>112</u>	<u>58</u>	<u>61</u>	<u>34</u>	<u>65</u>	<u>28</u>	<u>0</u>	<u>672</u>
CITY		<u>44,809</u>	<u>8,006</u>	<u>24,000</u>	<u>2,951</u>	<u>1,168</u>	<u>574</u>	<u>527</u>	<u>862</u>	<u>998</u>	<u>386</u>	<u>4</u>	<u>5,333</u>
Brighton													
	1	370	110	196	17	9	0	3	6	6	2	1	20
	2	247	82	101	25	10	2	2	5	2	4	0	14
	3	308	108	114	28	8	6	3	1	6	0	0	34

COMPTROLLER
DETAIL

LEGISLATIVE DISTRICT OR TOWN	ELECTION DISTRICT	TOTAL VOTERS	JOHN	ALAN	JOHN	JOHN	ALAN	GARIFALIA	HOWIE	ALAN	JAMES	SCATTER	BLANK AND VOID
			FASO	G. HEVESI	FASO	FASO	G. HEVESI	CHRISTEA	HAWKINS	G. HEVESI	EISERT		
			REP	DEM	IND	CON	LIB	RTL	GRE	WOR	LBT		
Brighton	4	300	67	186	14	6	2	1	4	4	1	0	15
	5	325	60	202	20	4	5	3	11	5	1	0	14
	6	479	145	227	37	13	4	5	6	8	3	1	30
	7	292	87	124	20	8	6	8	10	7	1	0	21
	8	364	147	147	22	8	6	4	2	0	0	0	28
	9	292	85	150	15	8	4	3	8	7	1	0	11
	10	371	120	194	18	9	2	0	2	1	1	0	24
	11	410	138	179	28	12	5	6	9	5	1	0	27
	12	450	103	249	26	7	10	0	6	5	4	0	40
	13	275	76	140	21	5	2	2	3	6	0	0	20
	14	182	45	99	8	7	1	3	6	2	0	0	11
	15	275	78	131	14	15	3	1	3	6	0	0	24
	16	264	128	92	18	3	2	0	1	1	2	0	17
	17	201	21	140	8	1	4	2	1	2	0	0	22
	18	336	97	162	25	11	7	1	3	8	3	0	19
	19	231	52	141	12	9	0	1	1	5	0	0	10
	20	243	63	125	16	6	2	4	1	4	3	0	19
	21	278	67	158	14	8	5	1	5	5	2	0	13
	22	369	115	188	17	4	2	1	2	3	1	0	36
	23	327	74	196	19	6	3	2	3	10	0	0	14
	24	261	76	111	29	10	2	7	1	3	4	0	18
	25	263	60	152	13	6	6	2	4	6	3	0	11
	26	293	90	120	27	7	2	4	5	4	6	0	28
	27	274	62	157	19	9	5	0	4	2	0	0	16
	28	440	140	222	19	7	4	1	3	3	2	0	39
	29	240	92	98	18	8	2	0	0	3	0	0	19
	30	528	145	251	40	9	7	2	8	1	4	0	61

COMPTROLLER
DETAIL

LEGISLATIVE DISTRICT OR TOWN	ELECTION DISTRICT	TOTAL VOTERS	JOHN	ALAN	JOHN	JOHN	ALAN	GARIFALIA	HOWIE	ALAN	JAMES	SCATTER	BLANK AND VOID
			FASO	G. HEVESI	FASO	FASO	G. HEVESI	CHRISTEA	HAWKINS	G. HEVESI	EISERT		
			REP	DEM	IND	CON	LIB	RTL	GRE	WOR	LBT		
Brighton	31	291	73	165	19	6	2	0	4	5	2	1	14
	32	378	106	202	25	4	6	0	6	4	4	0	21
	33	390	138	184	21	12	4	2	2	4	1	0	22
	34	318	97	133	32	14	5	6	2	5	1	0	23
	35	325	61	186	22	6	3	1	1	8	5	0	32
	36	237	58	122	16	5	1	3	8	1	5	0	18
	37	344	78	195	22	12	1	0	6	2	3	0	25
	38	401	119	200	30	4	2	1	12	4	2	0	27
	39	266	79	126	16	5	5	4	2	6	2	0	21
	40	510	158	264	31	8	4	2	4	7	1	0	31
	41	359	102	173	37	2	3	1	5	3	2	0	31
	42	115	28	63	10	3	1	2	1	2	0	0	5
	43	339	104	159	27	9	2	4	4	2	3	0	25
	44	152	44	67	13	2	1	1	3	2	0	0	19
	45	206	62	95	12	6	3	2	3	2	0	0	21
	46	155	44	84	9	3	2	1	1	2	0	0	9
		14,274	4,084	7,170	949	334	156	102	188	189	80	3	1,019
Brighton													
Chili	1	301	131	94	23	17	0	6	0	4	0	0	26
	2	377	161	92	46	26	4	1	2	7	6	0	32
	3	379	158	122	35	16	7	7	5	3	3	0	23
	4	240	107	60	21	19	3	3	1	3	2	0	21
	5	306	117	99	35	17	2	6	0	1	1	0	28
	6	350	143	92	44	14	4	9	3	8	3	0	30
	7	174	67	55	22	9	2	2	2	1	0	0	14
	8	333	142	72	43	27	6	9	1	2	2	0	29
	9	316	115	112	23	22	6	5	2	3	0	0	28

COMPTROLLER
DETAIL

LEGISLATIVE DISTRICT OR TOWN	ELECTION DISTRICT	TOTAL VOTERS	JOHN	ALAN	JOHN	JOHN	ALAN	GARIFALIA	HOWIE	ALAN	JAMES	SCATTER	BLANK AND VOID
			FASO	G. HEVESI	FASO	FASO	G. HEVESI	CHRISTEA	HAWKINS	G. HEVESI	EISERT		
			REP	DEM	IND	CON	LIB	RTL	GRE	WOR	LBT		
Chili	10	267	131	55	24	29	3	5	2	4	1	0	13
	11	389	159	132	31	12	4	2	0	7	2	0	40
	12	449	177	135	48	25	5	4	0	7	5	0	43
	13	452	188	147	45	30	4	1	2	4	3	0	28
	14	360	141	122	31	34	2	7	1	4	0	0	18
	15	329	161	82	25	21	5	3	1	5	2	0	24
	16	395	179	118	27	18	7	6	4	4	1	0	31
	17	681	271	202	75	40	9	13	4	6	1	0	60
	18	461	191	116	50	27	2	5	5	6	5	0	54
	19	294	119	91	35	13	3	2	0	5	0	0	26
	20	461	183	151	46	26	3	5	1	12	2	0	32
	21	252	110	72	22	17	2	3	1	4	1	0	20
	22	395	143	144	41	12	5	7	3	6	2	0	32
	23	249	111	69	29	13	4	3	3	4	0	0	13
	24	368	136	115	47	21	3	3	1	3	1	0	38
	25	258	65	120	30	14	1	1	2	4	1	0	20
	26	402	150	128	47	26	2	2	1	4	0	0	42
	27	304	121	93	36	19	4	6	1	6	1	0	17
	28	263	86	99	23	13	4	0	2	3	0	0	33
	29	228	88	64	28	13	4	5	3	5	1	0	17
	30	181	70	62	16	10	0	6	1	3	0	0	13
	31	17	5	5	2	0	0	3	1	0	0	0	1
Chili		10,231	4,126	3,120	1,050	600	110	140	55	138	46	0	846
Clarkson	1	365	143	94	41	27	6	8	2	2	1	0	41
	2	304	127	81	35	18	2	4	6	3	1	0	27
	3	339	125	111	33	17	3	8	0	5	3	0	34

COMPTROLLER
DETAIL

LEGISLATIVE DISTRICT OR TOWN	ELECTION DISTRICT	TOTAL VOTERS	JOHN	ALAN	JOHN	JOHN	ALAN	GARIFALIA	HOWIE	ALAN	JAMES	SCATTER	BLANK AND VOID
			FASO	G. HEVESI	FASO	FASO	G. HEVESI	CHRISTEA	HAWKINS	G. HEVESI	EISERT		
			REP	DEM	IND	CON	LIB	RTL	GRE	WOR	LBT		
Clarkson													
	4	453	193	110	56	28	3	6	4	4	5	0	44
	5	324	125	70	49	31	4	5	4	8	1	0	27
	6	263	115	72	24	18	2	3	2	0	0	0	27
		<u>2,048</u>	<u>828</u>	<u>538</u>	<u>238</u>	<u>139</u>	<u>20</u>	<u>34</u>	<u>18</u>	<u>22</u>	<u>11</u>	<u>0</u>	<u>200</u>
Clarkson													
East Rochester													
	1	362	124	99	36	12	2	8	4	3	5	0	69
	2	292	95	88	25	17	6	4	2	5	2	0	48
	3	326	128	108	34	8	2	3	2	3	0	0	38
	4	293	87	89	33	15	3	5	3	4	4	0	50
	5	254	75	89	21	11	2	5	7	2	1	0	41
	6	273	97	87	33	8	2	4	3	3	4	0	32
	7	286	92	106	23	6	6	2	1	4	0	0	46
		<u>2,086</u>	<u>698</u>	<u>666</u>	<u>205</u>	<u>77</u>	<u>23</u>	<u>31</u>	<u>22</u>	<u>24</u>	<u>16</u>	<u>0</u>	<u>324</u>
East Rochester													
Gates													
	1	211	80	50	30	18	4	1	5	7	0	0	16
	2	293	125	80	32	18	0	0	1	3	2	0	32
	3	195	66	70	23	6	7	2	0	1	0	0	20
	4	296	101	93	39	26	3	2	2	2	1	0	27
	5	400	178	133	39	10	4	7	1	0	1	0	27
	6	326	135	96	39	12	5	3	3	6	2	0	25
	7	382	147	103	56	18	8	2	1	7	5	0	35
	8	233	99	62	32	11	0	4	2	1	1	0	21
	9	362	106	118	62	15	7	5	2	1	1	0	45
	10	181	71	59	17	5	1	2	1	6	1	0	18
	11	209	68	70	20	16	3	1	0	3	1	0	27
	12	186	71	66	22	7	1	1	0	1	1	0	16
	13	319	94	87	57	15	4	8	2	2	2	0	48

COMPTROLLER
DETAIL

LEGISLATIVE DISTRICT OR TOWN	ELECTION DISTRICT	TOTAL VOTERS	JOHN	ALAN	JOHN	JOHN	ALAN	GARIFALIA	HOWIE	ALAN	JAMES	SCATTER	BLANK AND VOID
			FASO	G. HEVESI	FASO	FASO	G. HEVESI	CHRISTEA	HAWKINS	G. HEVESI	EISERT		
			REP	DEM	IND	CON	LIB	RTL	GRE	WOR	LBT		
Gates	14	246	87	84	33	6	4	1	1	1	0	0	29
	15	382	159	101	45	23	1	9	4	7	2	0	31
	16	246	86	95	19	9	1	3	2	1	2	0	28
	17	251	93	72	31	13	6	3	0	3	3	0	27
	18	310	139	73	29	25	3	5	0	2	2	0	32
	19	283	105	88	35	16	0	5	1	4	1	0	28
	20	275	96	93	42	8	3	4	3	2	3	0	21
	21	276	116	86	23	10	5	1	1	1	1	0	32
	22	242	95	74	21	19	3	2	1	5	1	0	21
	23	280	99	81	50	19	3	2	2	3	1	0	20
	24	301	111	100	29	12	4	4	4	3	1	0	33
	25	295	116	92	34	10	6	4	0	1	2	0	30
	26	334	122	106	44	17	8	5	1	4	2	0	25
	27	353	112	123	42	21	1	1	2	5	1	0	45
	28	231	75	78	28	9	0	4	2	6	2	0	27
	29	267	98	82	35	13	3	3	3	1	1	0	28
	30	180	61	67	21	8	2	0	0	4	1	0	16
	31	225	89	75	24	12	2	1	1	3	1	0	17
	32	324	116	106	38	20	2	4	3	4	0	0	31
	33	148	59	42	17	15	0	0	0	2	1	0	12
	34	210	80	69	25	16	1	2	0	0	0	0	17
	35	186	76	52	25	5	1	2	1	3	2	0	19
Gates		9,438	3,531	2,926	1,158	483	106	103	52	105	48	0	926
Greece	1	291	99	77	42	15	3	2	1	4	3	0	45
	2	303	118	81	34	22	3	2	1	5	1	0	36
	3	313	129	93	34	12	3	6	2	1	0	0	33

COMPTROLLER
DETAIL

LEGISLATIVE DISTRICT OR TOWN	ELECTION DISTRICT	TOTAL VOTERS	JOHN	ALAN	JOHN	JOHN	ALAN	GARIFALIA	HOWIE	ALAN	JAMES	SCATTER	BLANK AND VOID
			FASO	G. HEVESI	FASO	FASO	G. HEVESI	CHRISTEA	HAWKINS	G. HEVESI	EISERT		
			REP	DEM	IND	CON	LIB	RTL	GRE	WOR	LBT		
Greece	4	253	106	75	23	16	2	3	2	2	0	1	23
	5	227	74	74	22	11	4	1	2	2	2	0	35
	6	232	81	70	20	10	3	2	3	7	1	0	35
	7	315	123	96	34	9	3	4	3	0	1	0	42
	8	267	110	63	34	15	4	4	1	3	3	0	30
	9	273	103	75	29	15	3	4	3	6	1	0	34
	10	259	101	81	33	7	3	0	0	7	2	0	25
	11	145	51	50	12	7	4	1	2	1	0	0	17
	12	214	73	60	24	11	2	4	0	6	4	0	30
	13	288	97	99	29	20	2	5	1	2	0	0	33
	14	261	92	87	22	19	7	1	0	2	3	0	28
	15	263	106	74	30	14	2	0	1	5	1	0	30
	16	205	76	56	23	9	3	2	3	5	2	0	26
	17	351	161	87	43	17	2	1	2	3	1	0	34
	18	366	130	115	43	20	3	4	3	7	3	0	38
	19	241	69	78	40	11	1	3	5	2	1	0	31
	20	254	88	75	22	25	7	0	0	4	3	0	30
	21	325	116	91	35	15	2	3	4	6	2	0	51
	22	233	91	77	19	8	2	2	0	2	2	0	30
	23	400	110	141	72	21	5	1	1	3	1	0	45
	24	481	201	143	49	26	9	5	0	2	0	0	46
	25	285	101	80	32	21	2	2	6	4	3	0	34
	26	258	89	92	21	11	3	5	3	4	1	0	29
	27	408	148	126	40	25	4	7	1	7	1	0	49
	28	346	138	95	44	20	7	2	1	4	3	0	32
	29	322	126	104	37	22	2	2	1	2	1	0	25
	30	252	90	96	24	7	0	2	3	1	1	0	28

COMPTROLLER
DETAIL

LEGISLATIVE DISTRICT OR TOWN	ELECTION DISTRICT	TOTAL VOTERS	JOHN	ALAN	JOHN	JOHN	ALAN	GARIFALIA	HOWIE	ALAN	JAMES	SCATTER	BLANK AND VOID
			FASO	G. HEVESI	FASO	FASO	G. HEVESI	CHRISTEA	HAWKINS	G. HEVESI	EISERT		
			REP	DEM	IND	CON	LIB	RTL	GRE	WOR	LBT		
Greece	31	296	113	88	29	13	2	1	1	7	4	0	38
	32	325	112	106	31	15	2	3	6	5	6	0	39
	33	417	183	110	44	22	3	3	2	5	2	0	43
	34	336	123	89	42	17	4	3	1	4	8	0	45
	35	279	95	84	29	25	4	2	2	2	0	0	36
	36	378	131	131	41	23	3	5	1	3	0	0	40
	37	243	86	64	25	21	4	2	0	2	0	0	39
	38	341	149	106	24	15	3	1	4	7	4	0	28
	39	207	75	66	17	10	4	1	0	1	2	0	31
	40	260	104	92	21	8	2	2	1	2	1	0	27
	41	323	123	87	32	21	3	8	4	3	1	0	41
	42	289	106	101	26	10	0	7	0	3	0	0	36
	43	407	172	103	47	33	2	2	2	0	5	0	41
	44	377	154	107	35	26	5	5	0	1	1	0	43
	45	423	189	119	28	19	1	5	0	4	3	0	55
	46	210	63	67	21	10	2	7	3	6	1	0	30
	47	336	129	114	30	22	1	5	0	5	0	0	30
	48	248	100	66	25	10	5	2	3	4	0	0	33
	49	279	97	87	36	15	5	5	0	2	2	0	30
	50	329	133	111	22	22	3	2	0	1	3	0	32
	51	218	73	73	25	12	4	2	0	3	3	0	23
	52	387	167	109	30	24	7	8	2	3	0	0	37
	53	239	76	81	29	9	5	3	2	4	0	0	30
	54	316	114	103	32	15	1	5	4	5	2	0	35
	55	298	107	72	44	19	4	5	2	3	1	0	41
	56	396	139	122	48	17	4	5	4	9	2	0	46
	57	331	125	93	35	23	1	1	3	8	1	0	41

COMPTROLLER
DETAIL

LEGISLATIVE DISTRICT OR TOWN	ELECTION DISTRICT	TOTAL VOTERS	JOHN	ALAN	JOHN	JOHN	ALAN	GARIFALIA	HOWIE	ALAN	JAMES	SCATTER	BLANK AND VOID
			FASO	G. HEVESI	FASO	FASO	G. HEVESI	CHRISTEA	HAWKINS	G. HEVESI	EISERT		
			REP	DEM	IND	CON	LIB	RTL	GRE	WOR	LBT		
Greece	58	389	147	135	43	13	5	2	1	2	1	0	40
	59	236	65	100	11	12	1	4	2	5	3	0	33
	60	283	103	97	22	16	3	0	2	4	2	0	34
	61	312	107	95	41	23	2	5	2	2	2	0	33
	62	394	163	115	36	17	4	5	1	7	2	0	44
	63	354	129	119	33	11	5	3	3	4	3	0	44
	64	290	108	86	27	9	2	3	3	4	1	0	47
	65	362	140	112	42	10	5	4	1	4	1	0	43
	66	209	64	77	29	11	1	4	2	2	2	0	17
	67	273	116	82	25	14	1	3	2	2	1	0	27
	68	412	140	125	37	38	7	5	1	7	1	0	51
	69	247	95	71	34	16	2	0	1	1	3	0	24
	70	289	122	74	31	15	4	3	3	4	1	0	32
	71	405	159	122	39	24	6	3	3	8	1	0	40
	72	355	150	98	28	30	1	2	1	2	1	0	42
	73	203	81	65	19	7	5	3	1	0	0	0	22
	74	256	88	82	40	16	4	1	5	4	1	0	15
	75	280	111	83	30	15	4	0	0	5	1	0	31
	76	240	111	55	30	10	1	2	3	4	1	0	23
	77	384	153	112	45	10	5	4	1	4	2	0	48
	78	253	103	78	23	9	2	4	0	3	2	0	29
	79	344	149	92	34	25	1	3	1	0	1	0	38
	80	370	135	97	37	23	4	6	1	6	2	0	59
	81	274	118	72	26	15	5	1	0	2	2	0	33
	82	247	83	82	29	16	0	4	1	4	2	0	26
	83	233	82	71	31	10	2	1	0	5	1	0	30
	84	396	139	104	48	21	8	1	0	11	4	0	60

COMPTROLLER
DETAIL

LEGISLATIVE DISTRICT OR TOWN	ELECTION DISTRICT	TOTAL VOTERS	JOHN	ALAN	JOHN	JOHN	ALAN	GARIFALIA	HOWIE	ALAN	JAMES	SCATTER	BLANK AND VOID
			FASO	G. HEVESI	FASO	FASO	G. HEVESI	CHRISTEA	HAWKINS	G. HEVESI	EISERT		
			REP	DEM	IND	CON	LIB	RTL	GRE	WOR	LBT		
Greece	85	365	141	96	41	21	11	5	1	4	1	0	44
	86	441	173	140	42	29	6	3	0	1	2	0	45
	87	300	120	99	22	19	2	3	3	1	0	1	30
	88	326	128	106	28	18	4	4	1	2	2	0	33
	89	278	101	69	35	14	2	3	4	2	2	0	46
	90	339	156	84	29	23	4	3	1	0	0	0	39
	91	399	166	110	41	23	7	9	4	3	0	0	36
	92	551	183	190	63	32	9	9	4	2	6	0	53
	93	389	135	125	39	23	1	6	3	6	1	0	50
	94	296	108	93	42	14	4	5	1	6	0	0	23
	95	232	76	84	34	4	6	1	1	2	1	0	23
	96	356	138	75	47	23	6	3	1	0	3	1	59
	97	428	197	112	38	20	1	6	1	3	4	0	46
	98	393	155	110	41	22	2	3	3	5	2	0	50
	99	335	148	69	44	20	0	4	3	4	1	0	42
	100	339	132	87	42	26	6	5	2	1	3	0	35
	101	223	86	70	22	11	4	1	0	7	0	0	22
	102	388	170	104	31	21	2	1	1	4	4	0	50
	103	379	152	107	45	23	5	2	2	1	0	0	42
	104	378	137	131	41	16	4	2	1	2	1	0	43
	105	245	108	64	32	6	4	2	0	6	2	0	21
	106	268	109	78	20	19	1	1	1	4	1	0	34
Greece		33,057	12,615	9,866	3,503	1,800	365	337	181	383	179	3	3,825
Hamlin	1	287	123	79	28	18	4	6	3	1	4	0	21
	2	354	179	65	51	16	2	4	2	1	1	0	33
	3	238	109	53	31	14	2	5	0	6	2	0	16

COMPTROLLER
DETAIL

LEGISLATIVE DISTRICT OR TOWN	ELECTION DISTRICT	TOTAL VOTERS	JOHN	ALAN	JOHN	JOHN	ALAN	GARIFALIA	HOWIE	ALAN	JAMES	SCATTER	BLANK AND VOID
			FASO	G. HEVESI	FASO	FASO	G. HEVESI	CHRISTEA	HAWKINS	G. HEVESI	EISERT		
			REP	DEM	IND	CON	LIB	RTL	GRE	WOR	LBT		
Hamlin	4	226	90	51	30	20	5	6	1	1	2	0	20
	5	275	135	44	28	20	1	4	2	1	3	0	37
	6	196	78	48	27	13	3	3	1	2	2	0	19
	7	377	180	91	33	18	4	6	1	3	5	0	36
	8	243	99	49	29	21	4	6	1	4	3	0	27
	9	203	84	56	22	11	2	1	2	3	1	0	21
	10	350	195	71	39	18	5	3	1	0	4	0	14
	11	53	22	15	5	3	1	0	2	1	0	0	4
Hamlin		2,802	1,294	622	323	172	33	44	16	23	27	0	248
Henrietta	1	403	148	138	36	20	5	4	2	10	1	0	39
	2	271	120	74	20	16	1	5	3	4	1	0	27
	3	204	74	83	13	4	3	0	6	1	1	0	19
	4	267	84	110	24	11	5	3	2	6	2	0	20
	5	343	128	120	36	15	1	5	4	2	1	0	31
	6	351	137	119	26	16	2	4	0	7	0	0	40
	7	316	114	127	23	22	3	2	2	0	0	0	23
	8	323	111	112	36	15	2	3	3	4	0	0	37
	9	261	82	99	22	20	2	1	2	5	1	0	27
	10	312	102	93	40	24	3	4	3	0	4	0	39
	11	292	86	114	27	19	1	5	2	1	3	0	34
	12	338	133	134	25	27	2	1	2	2	1	0	11
	13	333	105	135	32	29	2	3	3	6	2	0	16
	14	251	90	91	21	14	1	4	0	1	3	0	26
	15	319	98	119	38	12	3	4	1	5	2	0	37
	16	236	76	92	25	6	1	3	1	5	3	0	24
	17	398	147	149	35	25	2	5	2	5	2	0	26

COMPTROLLER
DETAIL

LEGISLATIVE DISTRICT OR TOWN	ELECTION DISTRICT	TOTAL VOTERS	JOHN	ALAN	JOHN	JOHN	ALAN	GARIFALIA	HOWIE	ALAN	JAMES	SCATTER	BLANK AND VOID
			FASO	G. HEVESI	FASO	FASO	G. HEVESI	CHRISTEA	HAWKINS	G. HEVESI	EISERT		
			REP	DEM	IND	CON	LIB	RTL	GRE	WOR	LBT		
Henrietta	18	380	123	147	35	18	4	3	2	4	1	0	43
	19	285	95	103	23	22	7	4	4	5	2	0	20
	20	494	204	164	35	27	3	4	0	4	3	0	50
	21	276	93	100	25	15	1	3	4	8	2	0	25
	22	442	174	178	36	20	4	2	1	2	0	0	25
	23	293	110	97	30	21	4	1	4	2	4	0	20
	24	273	81	103	35	15	4	3	2	6	2	0	22
	25	316	130	104	32	17	2	1	3	2	0	0	25
	26	426	158	138	44	29	2	1	2	0	2	0	50
	27	431	178	149	30	23	9	5	4	0	2	0	31
	28	370	142	119	40	21	6	0	5	3	1	0	33
	29	354	130	145	17	14	2	6	3	7	1	0	29
	30	480	164	177	49	27	6	4	1	13	5	0	34
	31	208	70	76	20	10	3	3	0	2	2	0	22
	32	375	131	149	38	17	5	2	2	6	2	0	23
	33	265	113	84	25	11	6	3	0	6	2	0	15
	34	212	70	78	16	9	1	2	1	6	0	0	29
		11,098	4,001	4,020	1,009	611	108	103	76	140	58	0	972
Henrietta													
Irondequoit	1	395	136	138	37	19	2	5	3	4	1	0	50
	2	284	98	113	28	13	3	1	0	3	0	0	25
	3	382	123	118	35	24	6	2	4	7	3	0	60
	4	286	117	93	37	9	1	0	4	0	1	0	24
	5	314	108	112	39	10	7	5	4	8	1	0	20
	6	465	151	187	38	23	5	4	8	6	2	0	41
	7	448	161	178	41	16	2	2	5	2	1	0	40
	8	355	132	106	34	20	2	5	5	3	3	0	45

COMPTROLLER
DETAIL

LEGISLATIVE DISTRICT OR TOWN	ELECTION DISTRICT	TOTAL VOTERS	JOHN	ALAN	JOHN	JOHN	ALAN	GARIFALIA	HOWIE	ALAN	JAMES	SCATTER	BLANK AND VOID
			FASO	G. HEVESI	FASO	FASO	G. HEVESI	CHRISTEA	HAWKINS	G. HEVESI	EISERT		
			REP	DEM	IND	CON	LIB	RTL	GRE	WOR	LBT		
Irondequoit	9	362	147	113	32	13	0	3	2	1	0	0	51
	10	329	127	128	26	10	4	7	1	0	2	0	24
	11	206	88	69	15	12	0	1	0	2	0	0	19
	12	267	78	108	27	12	3	6	1	5	2	0	25
	13	433	118	200	36	13	5	5	5	9	4	0	38
	14	418	142	151	50	18	6	5	2	4	4	0	36
	15	411	158	139	37	23	4	1	3	3	3	0	40
	16	376	134	150	36	10	2	3	2	1	1	0	37
	17	212	76	71	21	8	0	7	2	3	3	0	21
	18 /72	380	151	125	49	17	2	6	6	5	1	0	18
	19	350	93	130	35	16	7	5	2	6	1	0	55
	20	303	119	99	31	12	2	5	1	6	1	1	26
	21	318	94	145	31	9	1	5	1	6	0	0	26
	22	349	131	125	25	9	2	11	1	6	2	0	37
	23	298	87	106	33	15	3	2	3	8	2	0	39
	24	293	101	102	33	17	4	2	4	4	4	0	22
	25	301	99	106	35	12	2	6	5	4	4	0	28
	26	231	78	82	25	7	2	1	0	4	0	0	32
	27	213	74	80	18	16	1	4	2	2	2	0	14
	28	261	87	72	32	17	6	6	3	3	2	0	33
	29	271	96	95	31	5	3	2	4	6	3	0	26
	30	298	100	100	37	10	4	1	1	6	7	0	32
	31	311	93	133	32	5	6	4	5	3	1	0	29
	32	331	117	135	31	12	3	2	2	4	3	0	22
	33	252	78	98	24	6	2	1	4	2	2	0	35
	34	462	190	123	52	16	3	7	0	3	1	0	67
	35	241	89	89	20	6	0	4	2	3	3	0	25

COMPTROLLER
DETAIL

LEGISLATIVE DISTRICT OR TOWN	ELECTION DISTRICT	TOTAL VOTERS	JOHN	ALAN	JOHN	JOHN	ALAN	GARIFALIA	HOWIE	ALAN	JAMES	SCATTER	BLANK AND VOID
			FASO	G. HEVESI	FASO	FASO	G. HEVESI	CHRISTEA	HAWKINS	G. HEVESI	EISERT		
			REP	DEM	IND	CON	LIB	RTL	GRE	WOR	LBT		
Irondequoit	36	181	52	70	19	5	2	1	2	2	2	0	26
	37	271	96	93	27	11	2	6	1	2	1	0	32
	38	224	62	93	28	11	2	4	0	3	2	0	19
	39	199	41	85	27	3	1	0	1	1	0	0	40
	40	209	67	75	31	7	3	3	1	1	1	0	20
	41	328	111	126	25	10	2	3	7	3	1	0	40
	42	336	106	114	35	14	5	9	2	8	2	0	41
	43	247	68	95	29	12	7	2	4	2	3	0	25
	44	539	206	191	54	25	5	0	2	3	1	0	52
	45	263	86	97	30	5	5	5	2	3	0	0	30
	46	340	113	128	36	10	3	4	1	2	4	0	39
	47	129	56	48	9	5	0	1	3	1	1	0	5
	48	318	129	102	32	16	3	8	1	6	2	0	19
	49	270	85	93	31	16	5	4	2	7	3	0	24
	50	231	69	75	25	7	4	6	0	3	1	0	41
	51	392	147	145	27	11	1	7	7	2	4	0	41
	52	327	89	123	32	17	4	3	4	3	5	0	47
	53	296	96	98	33	9	3	2	0	3	2	0	50
	54	114	24	48	15	5	2	4	0	0	1	0	15
	55	363	114	135	37	18	7	5	1	7	0	0	39
	56	321	106	132	29	15	2	1	1	2	2	0	31
	57	457	166	150	49	16	8	3	1	5	3	0	56
	58	343	114	121	35	15	5	6	2	2	2	0	41
	59	318	113	106	37	12	2	2	1	5	2	0	38
	60	334	116	110	25	20	9	3	2	3	2	0	44
	61	418	155	132	48	16	5	7	5	2	2	0	46
	62	340	116	138	21	18	4	7	1	3	0	0	32

COMPTROLLER
DETAIL

LEGISLATIVE DISTRICT OR TOWN	ELECTION DISTRICT	TOTAL VOTERS	JOHN	ALAN	JOHN	JOHN	ALAN	GARIFALIA	HOWIE	ALAN	JAMES	SCATTER	BLANK AND VOID
			FASO	G. HEVESI	FASO	FASO	G. HEVESI	CHRISTEA	HAWKINS	G. HEVESI	EISERT		
			REP	DEM	IND	CON	LIB	RTL	GRE	WOR	LBT		
Irondequoit													
	63	241	80	79	25	14	1	3	0	1	1	0	37
	64 /70	282	89	110	26	14	2	5	0	11	2	0	23
	65	208	74	61	25	5	1	1	3	2	0	0	36
	66	146	40	60	14	3	2	1	0	0	3	0	23
	67	233	81	66	22	14	4	0	0	4	1	0	41
	68	325	110	99	39	15	2	4	0	5	0	0	51
	69	165	40	73	20	2	2	1	3	0	0	0	24
	71	68	20	29	9	4	1	0	0	1	1	0	3
		<u>21,182</u>	<u>7,208</u>	<u>7,619</u>	<u>2,149</u>	<u>860</u>	<u>221</u>	<u>257</u>	<u>157</u>	<u>250</u>	<u>127</u>	<u>1</u>	<u>2,333</u>
Irondequoit													
Mendon													
	1	470	201	156	39	23	3	8	5	3	5	0	27
	2	414	159	156	37	19	5	4	3	0	1	0	30
	3	488	238	138	34	31	5	3	1	4	1	0	33
	4	378	129	140	38	16	5	2	8	4	2	0	34
	5	436	215	132	30	23	4	4	2	1	1	0	24
	6	396	174	116	36	19	9	0	8	5	3	0	26
	7	465	221	136	40	28	6	1	3	3	3	0	24
	8	194	80	72	19	10	0	1	3	1	0	0	8
	9	384	179	105	40	18	3	5	4	3	0	0	27
		<u>3,625</u>	<u>1,596</u>	<u>1,151</u>	<u>313</u>	<u>187</u>	<u>40</u>	<u>28</u>	<u>37</u>	<u>24</u>	<u>16</u>	<u>0</u>	<u>233</u>
Mendon													
Ogden													
	1	366	161	96	44	18	4	3	3	6	1	0	30
	2	375	160	98	40	21	2	4	3	2	1	0	44
	3	417	200	108	40	23	6	1	3	5	2	0	29
	4	328	147	81	35	24	2	7	2	7	5	0	18
	5	373	150	96	52	24	7	8	3	4	2	0	27
	6	386	157	95	63	25	3	2	1	5	1	0	34

COMPTROLLER
DETAIL

LEGISLATIVE DISTRICT OR TOWN	ELECTION DISTRICT	TOTAL VOTERS	JOHN	ALAN	JOHN	JOHN	ALAN	GARIFALIA	HOWIE	ALAN	JAMES	SCATTER	BLANK AND VOID
			FASO	G. HEVESI	FASO	FASO	G. HEVESI	CHRISTEA	HAWKINS	G. HEVESI	EISERT		
			REP	DEM	IND	CON	LIB	RTL	GRE	WOR	LBT		
Ogden	7	203	94	41	24	10	4	5	0	1	0	0	24
	8	319	134	76	44	16	7	4	0	3	1	0	34
	9	355	125	107	39	31	11	3	3	6	3	0	27
	10	309	124	80	31	28	3	6	1	3	0	0	33
	11	327	151	88	37	22	3	0	1	4	3	0	18
	12	315	117	81	35	31	3	4	5	3	2	0	34
	13	335	147	88	38	17	2	6	2	8	1	0	26
	14	271	112	72	37	22	3	5	1	4	1	0	14
	15	405	179	101	54	20	6	2	0	5	3	0	35
	16	212	119	47	17	11	3	1	2	0	0	0	12
	17	274	130	56	38	14	2	6	2	1	0	0	25
	18	360	143	98	32	25	6	6	4	6	5	0	35
	19	358	152	87	45	22	3	8	2	2	2	0	35
	20	399	186	77	48	33	1	5	1	8	0	0	40
Ogden		6,687	2,888	1,673	793	437	81	86	39	83	33	0	574
Parma	1	386	167	106	53	17	1	5	4	3	3	0	27
	2	435	185	111	49	30	5	1	2	3	1	0	48
	3	292	116	74	37	17	3	6	2	5	1	0	31
	4	350	151	89	34	24	2	9	1	9	1	0	30
	5	266	111	76	31	13	4	2	0	4	4	0	21
	6	165	71	32	20	21	1	2	0	3	0	0	15
	7	335	148	86	44	14	2	6	1	8	0	0	26
	8	362	146	109	35	24	1	4	3	6	0	0	34
	9	378	158	90	42	18	5	5	7	7	3	0	43
	10	356	163	85	36	26	4	2	2	2	1	0	35
	11	384	160	116	47	27	2	3	1	3	3	0	22

COMPTROLLER
DETAIL

LEGISLATIVE DISTRICT OR TOWN	ELECTION DISTRICT	TOTAL VOTERS	JOHN	ALAN	JOHN	JOHN	ALAN	GARIFALIA	HOWIE	ALAN	JAMES	SCATTER	BLANK AND VOID
			FASO	G. HEVESI	FASO	FASO	G. HEVESI	CHRISTEA	HAWKINS	G. HEVESI	EISERT		
			REP	DEM	IND	CON	LIB	RTL	GRE	WOR	LBT		
Parma	12	367	142	114	37	17	2	5	2	7	3	0	38
	13	396	173	102	45	13	7	4	3	7	2	0	40
	14	309	128	89	33	20	2	2	2	3	2	0	28
	15	300	129	68	35	20	7	3	3	2	4	0	29
Parma		5,081	2,148	1,347	578	301	48	59	33	72	28	0	467
Penfield	1	163	53	59	15	14	2	0	0	1	1	0	18
	2	343	127	111	38	16	6	3	0	5	1	0	36
	3	273	111	62	39	20	7	3	2	2	6	0	21
	4	443	208	113	35	29	3	11	5	1	2	0	36
	5	376	136	139	45	16	1	4	5	1	3	0	26
	6	304	150	81	30	14	7	4	0	2	2	0	14
	7	361	150	122	26	21	1	2	0	6	2	0	31
	8	384	132	122	49	18	3	3	4	11	4	0	38
	9	477	149	224	36	14	9	2	0	4	1	0	38
	10	301	103	117	23	22	4	2	1	1	1	0	27
	11	242	98	81	27	11	3	1	2	0	1	0	18
	12	421	196	130	32	17	1	4	3	6	4	0	28
	13	395	134	137	54	20	4	4	2	1	0	0	39
	14	430	175	124	47	27	5	7	4	5	4	0	32
	15	414	165	133	38	13	6	0	5	9	1	1	43
	16	170	67	71	10	6	3	0	0	1	3	0	9
	17	394	169	130	33	18	3	2	3	3	1	0	32
	18	267	99	111	18	12	2	2	3	0	0	0	20
	19	492	203	182	45	11	2	1	3	3	4	0	38
	20	416	184	123	43	19	3	5	2	6	3	0	28
	21	420	151	160	32	25	4	3	4	2	4	0	35

COMPTROLLER
DETAIL

LEGISLATIVE DISTRICT OR TOWN	ELECTION DISTRICT	TOTAL VOTERS	JOHN	ALAN	JOHN	JOHN	ALAN	GARIFALIA	HOWIE	ALAN	JAMES	SCATTER	BLANK AND VOID
			FASO	G. HEVESI	FASO	FASO	G. HEVESI	CHRISTEA	HAWKINS	G. HEVESI	EISERT		
			REP	DEM	IND	CON	LIB	RTL	GRE	WOR	LBT		
Penfield	22	345	115	138	29	16	5	3	4	8	1	0	26
	23	513	203	171	53	32	3	2	2	2	3	0	42
	24	490	208	151	52	29	3	4	6	1	1	0	35
	25	348	151	96	38	20	5	2	2	2	1	0	31
	26	229	87	71	24	12	4	2	1	2	1	0	25
	27	423	173	150	35	29	6	6	2	1	0	1	20
	28	274	90	104	39	11	1	2	3	1	1	0	22
	29	450	165	169	46	13	4	2	4	4	4	0	39
	30	540	231	172	57	18	7	7	2	5	2	0	39
	31	233	76	93	27	10	3	3	1	2	2	0	16
	32	287	108	99	28	4	2	2	2	4	2	0	36
	33	352	144	109	42	19	3	2	2	2	0	0	29
	34	249	91	69	33	14	2	3	2	1	0	0	34
	35	391	159	138	34	14	3	2	5	4	4	0	28
	36	306	130	113	27	8	5	0	0	1	2	0	20
	37	465	203	145	45	19	4	4	6	1	3	0	35
	38	243	97	76	16	12	0	2	2	0	1	0	37
	39	193	83	68	19	10	1	0	0	0	1	0	11
	40	313	121	104	34	18	1	3	2	0	0	0	30
Penfield		14,130	5,595	4,768	1,393	671	141	114	96	111	77	2	1,162
Perinton	1	479	216	154	41	22	3	5	2	2	2	0	32
	2	437	192	167	34	12	0	2	1	2	1	0	26
	3	351	134	126	39	9	4	4	2	6	3	0	24
	4	307	95	124	35	9	1	7	3	2	3	0	28
	5	181	71	58	18	6	1	0	2	2	2	0	21
	6	316	116	117	22	19	1	4	6	3	1	0	27

COMPTROLLER
DETAIL

LEGISLATIVE DISTRICT OR TOWN	ELECTION DISTRICT	TOTAL VOTERS	JOHN	ALAN	JOHN	JOHN	ALAN	GARIFALIA	HOWIE	ALAN	JAMES	SCATTER	BLANK AND VOID
			FASO	G. HEVESI	FASO	FASO	G. HEVESI	CHRISTEA	HAWKINS	G. HEVESI	EISERT		
			REP	DEM	IND	CON	LIB	RTL	GRE	WOR	LBT		
Perinton	7	414	156	156	37	15	2	2	4	3	5	0	34
	8	362	151	113	31	21	9	4	5	2	2	0	24
	9	464	196	143	41	30	7	5	0	2	3	0	37
	10	416	155	149	50	16	2	6	1	3	1	0	33
	11	280	104	105	26	6	4	1	4	6	1	0	23
	12	364	127	158	30	12	4	0	0	6	3	0	24
	13	321	159	97	28	14	1	0	3	3	0	0	16
	14	371	159	134	27	17	1	2	2	5	1	0	23
	15	326	132	104	29	12	5	3	5	2	4	0	30
	16	306	132	108	28	6	1	0	2	4	0	0	25
	17	396	162	160	23	13	6	1	1	3	1	0	26
	18	362	130	137	32	13	4	5	2	3	2	0	34
	19	345	143	116	27	15	1	7	1	2	2	0	31
	20	378	161	129	30	20	6	6	1	1	1	0	23
	21	410	173	139	25	18	6	3	5	2	3	0	36
	22	283	115	100	24	13	2	1	2	1	0	0	25
	23	386	183	116	23	17	5	4	4	1	1	1	31
	24	530	213	168	55	24	3	9	1	2	0	0	55
	25	264	95	84	24	15	4	3	4	6	3	0	26
	26	423	176	136	42	20	3	2	0	5	0	0	39
	27	312	133	93	31	12	2	5	2	4	3	0	27
	28	314	132	115	15	11	4	5	2	7	4	0	19
	29	252	111	71	24	12	2	3	2	5	2	0	20
	30	337	147	105	35	19	4	1	2	2	0	0	22
	31	453	196	155	42	16	3	2	6	0	2	0	31
	32	315	122	111	32	7	3	3	2	2	1	0	32
	33	376	172	120	27	11	3	2	2	4	1	0	34

COMPTROLLER
DETAIL

LEGISLATIVE DISTRICT OR TOWN	ELECTION DISTRICT	TOTAL VOTERS	JOHN	ALAN	JOHN	JOHN	ALAN	GARIFALIA	HOWIE	ALAN	JAMES	SCATTER	BLANK AND VOID
			FASO	G. HEVESI	FASO	FASO	G. HEVESI	CHRISTEA	HAWKINS	G. HEVESI	EISERT		
			REP	DEM	IND	CON	LIB	RTL	GRE	WOR	LBT		
Perinton	34	371	160	127	42	12	1	2	3	1	2	0	21
	35	331	138	118	24	14	3	6	2	5	0	0	21
	36	211	74	75	28	8	2	2	1	2	4	0	15
	37	364	146	123	30	22	6	3	4	5	3	0	22
	38	415	141	168	42	16	3	3	1	4	1	0	36
	39	385	169	118	38	20	2	0	4	1	3	0	30
	40	288	103	107	22	24	3	5	2	4	1	0	17
	41	257	104	92	17	10	1	4	1	1	1	0	26
	42	306	100	130	27	11	3	1	4	3	1	0	26
	43	493	198	163	49	23	4	8	3	2	4	0	39
	44	294	137	98	30	7	0	1	5	2	2	0	12
	45	596	273	197	39	21	3	5	4	4	8	0	42
	46	213	72	81	20	7	5	2	2	2	2	0	20
	47	367	158	110	40	19	2	3	0	2	0	0	33
	48	261	104	90	26	6	2	2	2	1	2	0	26
	49	301	141	98	27	14	0	2	0	1	0	0	18
	50	149	30	72	9	5	3	3	2	3	5	0	17
	51	342	177	99	23	12	2	2	1	2	1	0	23
	52	338	157	97	28	13	0	3	5	2	2	0	31
	53	318	147	118	24	10	3	2	1	1	0	0	12
	54	498	240	156	37	14	9	5	1	4	2	0	30
	55	348	168	123	21	11	1	3	0	2	0	0	19
	56	318	152	85	32	17	2	3	3	1	1	0	22
Perinton		19,595	8,148	6,713	1,702	798	167	177	132	158	103	1	1,496
Pittsford	1	333	136	122	21	11	3	0	0	9	5	0	26
	2	329	133	119	21	11	1	2	5	3	2	0	32

COMPTROLLER
DETAIL

LEGISLATIVE DISTRICT OR TOWN	ELECTION DISTRICT	TOTAL VOTERS	JOHN	ALAN	JOHN	JOHN	ALAN	GARIFALIA	HOWIE	ALAN	JAMES	SCATTER	BLANK AND VOID
			FASO	G. HEVESI	FASO	FASO	G. HEVESI	CHRISTEA	HAWKINS	G. HEVESI	EISERT		
			REP	DEM	IND	CON	LIB	RTL	GRE	WOR	LBT		
Pittsford	3	478	228	152	34	10	4	2	1	6	2	0	39
	4	430	165	157	40	14	3	5	3	4	4	0	35
	5	287	97	130	19	8	6	2	4	4	3	0	14
	6	419	145	173	42	9	4	3	5	2	0	0	36
	7	205	87	78	13	3	1	1	1	3	1	0	17
	8	380	197	120	19	20	0	4	1	1	2	0	16
	9	412	173	158	33	13	5	1	3	2	1	0	23
	10	599	249	158	29	16	4	1	2	5	1	0	134
	11	337	138	104	27	13	6	3	4	3	2	0	37
	12	315	153	105	19	10	1	2	3	0	2	1	19
	13	292	116	102	26	15	5	2	6	1	3	0	16
	14	303	120	107	31	9	5	3	1	3	3	0	21
	15	271	101	91	26	10	3	5	2	5	2	0	26
	16	304	135	105	17	16	0	1	3	0	2	0	25
	17	483	199	185	34	13	8	0	3	4	1	0	36
	18	380	120	179	34	8	8	0	3	2	0	0	26
	19	251	100	81	22	12	5	3	1	3	2	0	22
	20	367	141	153	25	15	4	2	1	3	0	0	23
	21	426	162	185	27	15	3	4	4	2	2	0	22
	22	455	184	189	23	24	3	2	3	2	3	0	22
	23	333	151	113	26	14	2	3	1	2	1	0	20
	24	433	211	149	25	7	6	2	2	1	2	0	28
	25	358	131	159	24	8	1	4	1	4	2	0	24
	26	398	166	139	38	21	5	2	3	4	3	0	17
	27	345	158	120	24	16	1	1	2	3	1	0	19
	28	321	122	118	27	4	2	1	5	5	0	0	37
	29	337	149	103	34	6	10	3	0	3	2	0	27

COMPTROLLER
DETAIL

LEGISLATIVE DISTRICT OR TOWN	ELECTION DISTRICT	TOTAL VOTERS	JOHN	ALAN	JOHN	JOHN	ALAN	GARIFALIA	HOWIE	ALAN	JAMES	SCATTER	BLANK AND VOID
			FASO REP	G. HEVESI DEM	FASO IND	FASO CON	G. HEVESI LIB	CHRISTEA RTL	HAWKINS GRE	G. HEVESI WOR	EISERT LBT		
Pittsford	30	286	127	111	11	6	3	1	3	1	3	0	20
	31	392	181	132	27	18	4	0	5	1	2	0	22
	32	381	161	144	33	9	3	2	0	1	0	0	28
	33	406	208	117	30	19	3	0	3	2	2	0	22
		<u>12,046</u>	<u>5,044</u>	<u>4,358</u>	<u>881</u>	<u>403</u>	<u>122</u>	<u>67</u>	<u>84</u>	<u>94</u>	<u>61</u>	<u>1</u>	<u>931</u>
Pittsford													
Riga	1	447	208	109	52	21	6	3	3	7	3	0	35
	2	362	174	97	40	28	2	2	0	3	1	0	15
	3	318	127	102	36	12	6	1	1	2	3	0	28
	4	379	159	109	36	24	4	5	3	8	4	0	27
	5	315	138	71	41	22	9	5	3	2	2	0	22
	6	323	150	72	38	32	5	1	2	0	2	0	21
		<u>2,144</u>	<u>956</u>	<u>560</u>	<u>243</u>	<u>139</u>	<u>32</u>	<u>17</u>	<u>12</u>	<u>22</u>	<u>15</u>	<u>0</u>	<u>148</u>
Riga													
Rush	1	424	197	132	36	14	6	0	5	2	6	0	26
	2	332	143	107	36	15	5	2	1	1	2	0	20
	3	468	198	161	28	22	3	2	6	7	1	0	40
	4	432	173	129	42	22	9	9	7	3	0	0	38
		<u>1,656</u>	<u>711</u>	<u>529</u>	<u>142</u>	<u>73</u>	<u>23</u>	<u>13</u>	<u>19</u>	<u>13</u>	<u>9</u>	<u>0</u>	<u>124</u>
Rush													
Sweden	1	341	120	117	34	22	9	1	0	3	2	0	33
	2	211	71	77	18	9	7	4	5	6	2	0	12
	3	431	145	166	51	19	6	3	4	6	4	0	27
	4	397	178	133	36	20	3	0	3	1	2	0	21
	5	121	42	56	1	11	1	0	1	3	0	0	6
	6	345	128	116	33	19	8	10	6	8	0	0	17
	7	400	144	159	26	27	2	3	3	2	3	0	31

COMPTROLLER
DETAIL

LEGISLATIVE DISTRICT OR TOWN	ELECTION DISTRICT	TOTAL VOTERS	JOHN	ALAN	JOHN	JOHN	ALAN	GARIFALIA	HOWIE	ALAN	JAMES	SCATTER	BLANK AND VOID
			FASO	G. HEVESI	FASO	FASO	G. HEVESI	CHRISTEA	HAWKINS	G. HEVESI	EISERT		
			REP	DEM	IND	CON	LIB	RTL	GRE	WOR	LBT		
Sweden	8	259	114	59	30	16	3	5	2	7	4	0	19
	9	258	102	72	37	14	3	5	4	2	1	0	18
	10	421	180	103	61	20	8	4	1	5	1	0	38
	11	124	33	53	13	4	2	3	0	1	1	0	14
	12	291	142	83	26	13	3	6	1	2	2	0	13
Sweden		3,599	1,399	1,194	366	194	55	44	30	46	22	0	249
Webster	1	383	154	119	45	22	5	6	1	1	0	0	30
	2	339	129	123	31	8	5	6	3	7	1	0	26
	3	334	122	122	39	18	1	5	2	2	0	0	23
	4	224	74	83	30	4	4	7	1	5	0	0	16
	5	376	119	151	37	21	0	6	1	3	4	0	34
	6	378	143	118	53	18	4	7	1	2	1	0	31
	7	434	164	138	46	23	8	10	2	5	2	0	36
	8	352	132	106	47	22	4	4	2	3	1	0	31
	9	464	206	132	52	26	6	5	3	4	0	0	30
	10	390	167	104	53	28	1	3	1	4	4	0	25
	11	298	122	95	34	16	4	2	1	2	1	0	21
	12	461	173	141	55	21	5	5	3	4	3	0	51
	13	360	132	131	42	12	4	8	4	4	0	0	23
	14	343	135	113	43	16	4	4	3	0	3	0	22
	15	249	86	84	24	15	2	7	2	6	1	0	22
	16	365	135	139	41	13	5	0	1	2	0	0	29
	17	266	109	63	27	21	0	5	2	2	4	0	33
	18	310	116	100	36	19	1	1	3	3	1	0	30
	19	422	177	130	50	20	1	2	2	3	1	0	36
	20	404	165	118	47	31	2	7	1	3	3	0	27

COMPTROLLER
DETAIL

LEGISLATIVE DISTRICT OR TOWN	ELECTION DISTRICT	TOTAL VOTERS	JOHN	ALAN	JOHN	JOHN	ALAN	GARIFALIA	HOWIE	ALAN	JAMES	SCATTER	BLANK AND VOID
			FASO	G. HEVESI	FASO	FASO	G. HEVESI	CHRISTEA	HAWKINS	G. HEVESI	EISERT		
			REP	DEM	IND	CON	LIB	RTL	GRE	WOR	LBT		
Webster	21	467	184	148	50	18	6	9	1	5	2	1	43
	22	418	149	111	61	19	7	3	6	5	4	0	53
	23	344	125	138	31	17	3	4	3	1	3	0	19
	24	486	182	138	60	26	7	10	6	5	2	0	50
	25	341	125	126	39	11	0	5	3	1	1	0	30
	26	347	146	103	40	14	3	6	3	0	0	0	32
	27	295	124	89	25	19	2	6	2	2	0	0	26
	28	325	130	93	39	16	0	9	3	8	4	0	23
	29	313	115	120	30	15	5	1	0	1	1	0	25
	30	244	86	93	18	10	1	6	1	0	3	0	26
	31	307	111	98	34	18	4	1	2	4	3	0	32
	32	354	141	107	40	23	6	5	0	2	0	0	30
	33	402	149	132	40	31	6	5	3	4	3	0	29
	34	218	94	54	30	11	2	2	2	2	0	0	21
	35	230	76	89	20	14	3	4	3	5	0	0	16
	36	333	150	100	25	23	1	4	2	1	1	0	26
	37	394	156	131	33	22	4	8	3	2	3	0	32
	38	505	187	177	60	22	5	9	5	3	2	0	35
	39	325	143	101	43	7	4	3	2	0	0	0	22
	40	430	164	151	53	14	3	5	2	4	1	0	33
	41	292	124	82	25	18	2	8	2	1	1	0	29
	42	344	134	103	41	17	3	3	3	5	1	0	34
	43	241	84	87	37	9	0	0	0	4	0	0	20
Webster		15,107	5,839	4,881	1,706	768	143	216	96	130	65	1	1,262
Wheatland	1	409	154	135	46	24	4	4	4	1	4	0	33
	2	382	142	126	32	19	5	3	7	2	2	0	44

COMPTROLLER
DETAIL

LEGISLATIVE DISTRICT OR TOWN	ELECTION DISTRICT	TOTAL VOTERS	JOHN	ALAN	JOHN	JOHN	ALAN	GARIFALIA	HOWIE	ALAN	JAMES	SCATTER	BLANK AND VOID
			FASO	G. HEVESI	FASO	FASO	G. HEVESI	CHRISTEA	HAWKINS	G. HEVESI	EISERT		
			REP	DEM	IND	CON	LIB	RTL	GRE	WOR	LBT		
Wheatland	3	475	166	167	44	23	6	8	9	7	3	0	42
	4	344	132	113	37	19	0	1	5	7	3	0	27
	5	386	174	98	39	31	2	4	3	4	3	0	28
Wheatland		<u>1,996</u>	<u>768</u>	<u>639</u>	<u>198</u>	<u>116</u>	<u>17</u>	<u>20</u>	<u>28</u>	<u>21</u>	<u>15</u>	<u>0</u>	<u>174</u>
TOWNS		<u>191,882</u>	<u>73,477</u>	<u>64,360</u>	<u>18,899</u>	<u>9,163</u>	<u>2,011</u>	<u>1,992</u>	<u>1,371</u>	<u>2,048</u>	<u>1,036</u>	<u>12</u>	<u>17,513</u>
GRAND TOTAL:		<u><u>236,691</u></u>	<u><u>81,483</u></u>	<u><u>88,360</u></u>	<u><u>21,850</u></u>	<u><u>10,331</u></u>	<u><u>2,585</u></u>	<u><u>2,519</u></u>	<u><u>2,233</u></u>	<u><u>3,046</u></u>	<u><u>1,422</u></u>	<u><u>16</u></u>	<u><u>22,846</u></u>

ATTORNEY GENERAL
SUMMARY

LEGISLATIVE DISTRICT OR TOWN	TOTAL VOTERS	DORA IRIZARRY	ELIOT L. SPITZER	ELIOT L. SPITZER	DORA IRIZARRY	ELIOT L. SPITZER	JOHN J. BRODERICK	MARY JO LONG	ELIOT L. SPITZER	DANIEL A. CONTI, JR.	SCATTER	BLANK AND VOID
		REP	DEM	IND	CON	LIB	RTL	GRE	WOR	LBT		
Leg. Dist. 06	1,647	359	699	196	82	23	31	18	26	16	1	196
Leg. Dist. 07	905	181	428	99	19	16	16	20	8	6	0	112
Leg. Dist. 21	6,080	830	3,519	477	124	89	96	95	133	62	0	655
Leg. Dist. 22	3,100	214	2,042	141	65	27	30	23	41	15	0	502
Leg. Dist. 23	6,961	968	4,192	545	156	143	68	221	159	80	0	429
Leg. Dist. 24	4,211	564	2,374	343	97	70	50	175	130	59	0	349
Leg. Dist. 25	4,389	280	2,886	206	59	66	37	102	99	25	0	629
Leg. Dist. 26	3,366	568	1,680	379	107	48	61	41	82	32	1	367
Leg. Dist. 27	6,249	450	4,195	325	106	60	69	75	206	37	0	726
Leg. Dist. 28	3,424	549	1,713	333	105	52	56	40	59	36	0	481
Leg. Dist. 29	4,477	616	2,488	342	92	52	77	45	68	35	0	662
CITY	44,809	5,579	26,216	3,386	1,012	646	591	855	1,011	403	2	5,108
Brighton	14,274	2,767	8,339	1,355	270	157	121	179	186	103	0	797
Chili	10,231	2,784	4,248	1,324	476	102	165	61	146	64	0	861
Clarkson	2,048	641	726	273	107	19	41	25	22	13	0	181
East Rochester	2,086	466	865	236	60	39	28	25	17	22	0	328
Gates	9,438	2,444	3,793	1,326	357	85	140	70	117	96	0	1,010
Greece	33,057	8,524	13,233	4,402	1,463	452	417	228	433	247	3	3,655
Hamlin	2,802	951	930	382	140	43	41	23	23	30	0	239
Henrietta	11,098	2,781	5,057	1,339	487	91	139	96	155	64	0	889
Irondequoit	21,182	4,656	9,684	2,696	687	274	327	183	261	148	1	2,265
Mendon	3,625	1,194	1,498	408	147	32	32	32	27	23	0	232
Ogden	6,687	2,033	2,398	980	348	74	109	50	99	36	0	560
Parma	5,081	1,564	1,780	718	249	61	80	35	76	40	0	478
Penfield	14,130	3,890	6,136	1,866	545	149	162	84	115	84	2	1,097
Perinton	19,595	5,547	8,997	2,336	649	147	202	139	155	112	1	1,310
Pittsford	12,046	3,566	5,625	1,293	332	92	98	78	100	64	0	798
Riga	2,144	717	741	309	103	27	23	16	36	22	0	150
Rush	1,656	496	704	187	58	23	23	27	14	8	0	116
Sweden	3,599	994	1,513	439	175	47	59	31	52	24	0	265
Webster	15,107	4,040	6,387	2,215	593	135	244	85	141	73	2	1,192
Wheatland	1,996	533	837	257	102	26	20	21	25	18	0	157
TOWNS	191,882	50,588	83,491	24,341	7,348	2,075	2,471	1,488	2,200	1,291	9	16,580
GRAND TOTAL:	236,691	56,167	109,707	27,727	8,360	2,721	3,062	2,343	3,211	1,694	11	21,688

ATTORNEY GENERAL
DETAIL

LEGISLATIVE DISTRICT OR TOWN	ELECTION DISTRICT	TOTAL VOTERS	DORA IRIZARRY		ELIOT L. SPITZER		DORA IRIZARRY		ELIOT L. SPITZER		JOHN J. BRODERICK		MARY JO LONG		ELIOT L. SPITZER		DANIEL A. CONTI, JR.		SCATTER	BLANK AND VOID
			REP	DEM	IND	CON	LIB	RTL	GRE	WOR	LBT									
Leg. Dist. 06																				
	1	407	87	173	48	20	6	8	4	8	4	0	49							
	2	194	45	74	24	13	4	1	3	3	4	0	23							
	3	249	66	100	27	11	5	6	1	3	1	0	29							
	4	267	60	117	28	13	6	6	1	2	2	0	32							
	5	260	44	128	30	13	1	7	0	2	1	1	33							
	6	270	57	107	39	12	1	3	9	8	4	0	30							
Leg. Dist. 06		1,647	359	699	196	82	23	31	18	26	16	1	196							
Leg. Dist. 07																				
	1	406	91	194	52	8	4	3	8	3	2	0	41							
	2	279	46	139	19	7	5	9	7	3	2	0	42							
	3	220	44	95	28	4	7	4	5	2	2	0	29							
Leg. Dist. 07		905	181	428	99	19	16	16	20	8	6	0	112							
Leg. Dist. 21																				
	1	256	31	131	25	14	7	3	8	7	4	0	26							
	2	265	41	160	20	5	3	2	2	7	1	0	24							
	3	139	26	78	5	1	1	3	1	0	3	0	21							
	4	166	14	97	14	7	0	3	1	1	4	0	25							
	5 /16	328	56	170	43	7	6	4	9	9	3	0	21							
	6	204	23	119	18	4	5	1	9	1	5	0	19							
	7	384	71	192	41	11	8	7	3	6	3	0	42							
	8	109	13	64	9	2	1	2	2	4	0	0	12							
	9	248	54	149	14	5	2	3	4	5	2	0	10							
	10	347	69	196	32	5	2	4	5	4	3	0	27							
	11	138	17	74	12	2	2	1	2	6	0	0	22							
	12	290	39	155	33	4	6	7	6	4	5	0	31							
	13	106	11	63	5	1	2	0	13	5	0	0	6							
	14	346	52	194	35	11	8	5	1	5	2	0	33							
	15	300	42	171	22	6	7	4	4	8	0	0	36							
	17 /28	250	33	146	16	5	3	6	2	7	4	0	28							
	18	214	22	127	15	5	2	4	2	6	1	0	30							
	19	82	8	46	5	0	1	1	0	5	0	0	16							

ATTORNEY GENERAL
DETAIL

LEGISLATIVE DISTRICT OR TOWN	ELECTION DISTRICT	TOTAL VOTERS	ATTORNEY GENERAL DETAIL										BLANK AND VOID
			DORA IRIZARRY REP	ELIOT L. SPITZER DEM	ELIOT L. SPITZER IND	DORA IRIZARRY CON	ELIOT L. SPITZER LIB	JOHN J. BRODERICK RTL	MARY JO LONG GRE	ELIOT L. SPITZER WOR	DANIEL A. CONTI, JR. LBT	SCATTER	
Leg. Dist. 21													
	20	137	23	83	11	2	3	3	1	2	1	0	8
	21	226	24	139	6	3	3	2	2	9	3	0	35
	22	235	19	157	7	4	1	7	3	4	6	0	27
	23	170	14	108	6	5	0	2	4	2	2	0	27
	24	275	41	141	34	6	8	5	1	8	3	0	28
	25	228	20	152	12	1	1	4	6	5	0	0	27
	26	185	11	130	3	2	4	3	3	6	2	0	21
	27	127	10	88	3	1	0	3	1	1	2	0	18
	29	93	12	53	8	0	2	0	0	0	3	0	15
	30	20	5	10	2	1	0	0	0	0	0	0	2
	31 /34	105	11	66	9	1	0	2	0	4	0	0	12
	32	15	3	11	0	0	0	0	0	0	0	0	1
	33	92	15	49	12	3	1	5	0	2	0	0	5
Leg. Dist. 21		6,080	830	3,519	477	124	89	96	95	133	62	0	655
Leg. Dist. 22													
	1 /29-17	265	28	156	16	11	2	4	1	2	1	0	44
	2	77	5	54	1	1	0	1	1	1	0	0	13
	3	163	19	96	6	5	0	4	1	2	0	0	30
	4	71	4	48	3	4	0	0	0	0	1	0	11
	5	165	13	115	3	1	1	0	1	2	1	0	28
	6	147	3	101	2	1	1	1	3	0	0	0	35
	7	93	4	66	1	1	0	0	0	3	0	0	18
	8	163	15	101	5	4	3	2	4	5	1	0	23
	9	121	7	79	3	3	1	4	0	2	0	0	22
	10	137	7	103	4	2	4	0	1	2	0	0	14
	11	174	15	117	10	1	1	0	3	2	2	0	23
	12	99	1	67	4	0	0	1	1	1	1	0	23
	13	67	3	47	1	0	0	1	0	1	0	0	14
	14	169	14	109	6	2	2	1	1	1	2	0	31
	15	167	8	120	9	4	2	0	0	3	0	0	21
	16	68	10	43	2	0	0	1	0	1	1	0	10
	17	66	2	41	7	7	0	2	0	0	0	0	7

ATTORNEY GENERAL
DETAIL

LEGISLATIVE DISTRICT OR TOWN	ELECTION DISTRICT	TOTAL VOTERS	DORA	ELIOT	ELIOT	DORA	ELIOT	JOHN	MARY JO	ELIOT	DANIEL	SCATTER	BLANK AND VOID
			IRIZARRY REP	L. SPITZER DEM	L. SPITZER IND	IRIZARRY CON	L. SPITZER LIB	J. BRODERICK RTL	LONG GRE	L. SPITZER WOR	A. CONTI, JR. LBT		
Leg. Dist. 22													
	18	83	6	59	1	1	0	1	1	2	0	0	12
	19	119	3	84	7	1	2	1	1	4	1	0	15
	20	155	11	109	6	2	2	0	1	0	1	0	23
	21	136	8	94	5	5	0	0	1	1	0	0	22
	22	197	13	118	17	3	2	2	1	3	2	0	36
	23	121	11	81	10	3	0	1	0	2	0	0	13
	24	77	4	34	12	3	4	3	1	1	1	0	14
Leg. Dist. 22		3,100	214	2,042	141	65	27	30	23	41	15	0	502
Leg. Dist. 23													
	1	148	24	93	11	3	0	0	4	3	4	0	6
	2	248	28	134	22	4	4	3	19	6	7	0	21
	3	168	19	86	13	5	4	0	17	3	6	0	15
	4	396	55	256	31	9	5	6	7	6	5	0	16
	5	298	45	173	24	3	6	1	16	5	6	0	19
	6	150	22	102	5	1	3	1	3	2	0	0	11
	7	271	33	168	25	3	5	0	13	10	5	0	9
	8	252	22	169	14	7	9	0	11	8	1	0	11
	9	158	26	95	14	2	2	0	5	5	1	0	8
	10	221	29	143	14	2	4	4	13	3	1	0	8
	11	274	26	194	13	7	7	1	3	11	2	0	10
	12	343	50	209	20	6	8	5	7	13	2	0	23
	13	218	36	117	20	6	5	6	8	4	4	0	12
	14	224	24	128	23	5	7	0	16	4	3	0	14
	15	140	28	67	8	6	4	4	4	6	1	0	12
	16	234	33	145	15	4	6	4	5	3	9	0	10
	17	345	51	194	41	14	8	0	4	6	1	0	26
	18	295	54	155	25	9	4	5	7	6	1	0	29
	19	286	54	159	29	7	4	1	6	8	0	0	18
	20	318	38	201	18	3	8	2	9	16	2	0	21
	21	258	36	166	15	4	14	2	3	7	0	0	11
	22	218	28	140	15	4	2	1	8	6	0	0	14
	23	142	15	79	12	4	5	2	10	2	4	0	9

ATTORNEY GENERAL
DETAIL

LEGISLATIVE DISTRICT OR TOWN	ELECTION DISTRICT	TOTAL VOTERS	DORA IRIZARRY		ELIOT L. SPITZER		DORA IRIZARRY		ELIOT L. SPITZER		JOHN J. BRODERICK		MARY JO LONG		ELIOT L. SPITZER		DANIEL A. CONTI, JR.		SCATTER	BLANK AND VOID
			REP	DEM	IND	CON	LIB	RTL	GRE	WOR	LBT									
Leg. Dist. 23																				
	24	269	43	149	19	8	3	4	2	2	4	0	35							
	25	418	53	273	32	7	9	7	3	6	7	0	21							
	26	450	57	283	45	14	4	7	10	4	2	0	24							
	27	219	39	114	22	9	3	2	8	4	2	0	16							
Leg. Dist. 23		6,961	968	4,192	545	156	143	68	221	159	80	0	429							
Leg. Dist. 24																				
	1	336	30	213	27	7	6	1	14	21	3	0	14							
	2	268	24	170	15	8	4	0	14	12	5	0	16							
	3	275	35	169	23	4	9	4	8	7	3	0	13							
	4	288	35	152	29	4	3	8	16	4	7	0	30							
	5	298	49	171	23	10	4	5	6	3	5	0	22							
	6	196	38	104	16	9	1	4	5	3	1	0	15							
	7	197	31	102	14	12	4	2	5	5	5	0	17							
	8	271	50	151	20	6	6	4	8	5	3	0	18							
	9	193	31	107	15	7	3	3	5	7	1	0	14							
	10	305	27	182	28	2	4	1	31	17	3	0	10							
	11	233	35	125	16	6	3	4	5	3	1	0	35							
	12	142	23	71	19	0	3	0	1	1	0	0	24							
	13	235	25	135	16	3	7	4	11	12	2	0	20							
	14	278	27	154	16	7	3	4	19	13	7	0	28							
	15	341	45	174	40	5	6	5	12	6	6	0	42							
	16	262	37	150	22	5	2	1	13	11	5	0	16							
	17	93	22	44	4	2	2	0	2	0	2	0	15							
Leg. Dist. 24		4,211	564	2,374	343	97	70	50	175	130	59	0	349							
Leg. Dist. 25																				
	1	258	23	168	20	9	4	1	5	4	3	0	21							
	2	200	4	147	7	1	1	2	0	5	2	0	31							
	3	335	18	225	8	4	0	2	3	6	6	0	63							
	4	73	3	42	3	1	2	1	0	1	0	0	20							
	5	192	5	140	8	1	1	1	0	4	0	0	32							
	6	219	15	130	14	5	4	2	8	5	4	0	32							

ATTORNEY GENERAL
DETAIL

LEGISLATIVE DISTRICT OR TOWN	ELECTION DISTRICT	TOTAL VOTERS	ATTORNEY GENERAL DETAIL										BLANK AND VOID
			DORA IRIZARRY REP	ELIOT L. SPITZER DEM	ELIOT L. SPITZER IND	DORA IRIZARRY CON	ELIOT L. SPITZER LIB	JOHN J. BRODERICK RTL	MARY JO LONG GRE	ELIOT L. SPITZER WOR	DANIEL A. CONTI, JR. LBT	SCATTER	
Leg. Dist. 25													
	7	232	6	163	5	1	1	1	3	3	0	0	49
	8	254	7	184	9	1	1	0	0	10	0	0	42
	9	163	5	123	3	1	1	0	1	3	1	0	25
	10	246	13	181	9	3	3	1	1	5	0	0	30
	11	191	1	138	5	1	4	0	2	2	1	0	37
	12	298	33	178	16	3	8	3	23	14	1	0	19
	13	213	2	154	7	0	3	0	3	3	0	0	41
	14 /24	333	48	187	18	7	7	6	19	12	0	0	29
	15	174	1	130	4	1	3	1	1	2	0	0	31
	16	57	12	31	2	1	1	1	3	3	1	0	2
	17	133	3	88	7	1	0	1	2	1	0	0	30
	18	269	25	148	23	9	11	2	8	7	2	0	34
	19	6	2	1	2	0	0	0	0	0	0	0	1
	20	238	23	129	15	7	7	6	4	1	4	0	42
	21	92	19	58	8	1	0	2	2	1	0	0	1
	22	164	6	113	11	1	3	4	5	6	0	0	15
	23	49	6	28	2	0	1	0	9	1	0	0	2
Leg. Dist. 25		4,389	280	2,886	206	59	66	37	102	99	25	0	629
Leg. Dist. 26													
	1	194	36	94	17	5	2	6	2	9	1	0	22
	2	99	14	59	9	3	2	3	1	2	0	0	6
	3	210	38	110	21	10	4	4	2	2	3	0	16
	4	225	46	98	33	10	3	5	2	4	2	0	22
	5	219	33	113	33	4	1	2	3	4	3	1	22
	7	219	38	103	22	5	3	3	4	5	4	0	32
	8	264	38	129	28	8	7	4	4	9	4	0	33
	9	245	49	125	25	5	3	5	3	9	0	0	21
	10	262	39	132	31	9	4	4	0	9	3	0	31
	11	269	56	125	31	6	2	4	1	6	0	0	38
	12 /28-19	308	47	163	33	12	1	4	8	11	1	0	28
	13 /28-21	166	32	81	22	8	3	0	2	1	0	0	17
	14	224	38	110	19	6	2	8	4	2	5	0	30

ATTORNEY GENERAL
DETAIL

LEGISLATIVE DISTRICT OR TOWN	ELECTION DISTRICT	TOTAL VOTERS	DORA IRIZARRY		ELIOT L. SPITZER		DORA IRIZARRY		ELIOT L. SPITZER		JOHN J. BRODERICK		MARY JO LONG		ELIOT L. SPITZER		DANIEL A. CONTI, JR.		SCATTER	BLANK AND VOID
			REP	DEM	IND	CON	LIB	RTL	GRE	WOR	LBT									
Leg. Dist. 26																				
	15	247	31	138	28	7	4	6	3	4	2	0	24							
	16	213	33	100	26	8	7	3	2	5	4	0	25							
	17	2	0	0	1	1	0	0	0	0	0	0	0							
Leg. Dist. 26		3,366	568	1,680	379	107	48	61	41	82	32	1	367							
Leg. Dist. 27																				
	1	296	27	198	17	8	2	4	0	7	3	0	30							
	2	289	27	190	16	5	2	3	2	12	4	0	28							
	3	276	30	177	9	5	1	2	5	22	2	0	23							
	4	299	21	193	16	7	4	3	3	22	3	0	27							
	5	318	22	216	15	6	4	4	4	19	1	0	27							
	6	280	29	176	18	9	1	3	4	5	2	0	33							
	7	281	31	184	13	3	4	1	7	8	4	0	26							
	8	266	26	162	18	5	1	3	4	9	1	0	37							
	9	324	12	237	17	2	2	3	6	15	2	0	28							
	10	284	30	186	15	9	1	3	7	6	2	0	25							
	11	312	33	197	16	5	6	3	3	10	1	0	38							
	12	254	13	184	11	3	2	3	5	7	0	0	26							
	13	277	7	203	10	1	3	7	1	6	0	0	39							
	14	181	6	133	10	3	2	1	1	4	1	0	20							
	15	239	12	156	14	1	1	2	2	9	4	0	38							
	16	299	11	207	9	4	2	5	8	14	0	0	39							
	17	126	14	89	5	3	2	1	1	0	0	0	11							
	18	169	7	118	10	3	0	1	2	2	1	0	25							
	19	285	12	202	15	8	2	2	0	7	2	0	35							
	20	177	4	117	4	2	5	5	0	3	0	0	37							
	21	131	6	95	5	6	0	1	1	3	1	0	13							
	22	261	7	189	9	1	5	4	1	4	0	0	41							
	23	187	7	136	2	1	2	1	5	6	1	0	26							
	27	234	33	115	38	3	3	3	3	3	1	0	32							
	28	204	23	135	13	3	3	1	0	3	1	0	22							
Leg. Dist. 27		6,249	450	4,195	325	106	60	69	75	206	37	0	726							

ATTORNEY GENERAL
DETAIL

LEGISLATIVE DISTRICT OR TOWN	ELECTION DISTRICT	TOTAL VOTERS	DORA	ELIOT	ELIOT	DORA	ELIOT	JOHN	MARY JO	ELIOT	DANIEL	SCATTER	BLANK AND VOID
			IRIZARRY REP	L. SPITZER DEM	L. SPITZER IND	IRIZARRY CON	L. SPITZER LIB	J. BRODERICK RTL	LONG GRE	L. SPITZER WOR	A. CONTI, JR. LBT		
Leg. Dist. 28													
	1	181	29	101	9	5	3	5	3	0	1	0	25
	2	179	32	103	16	3	0	2	2	4	1	0	16
	3	127	23	72	8	3	2	2	1	2	0	0	14
	4	247	39	122	26	6	8	4	2	2	3	0	35
	5	159	33	67	20	2	4	3	1	0	0	0	29
	6	205	38	99	18	7	1	5	1	1	3	0	32
	7	248	38	125	26	8	0	0	3	5	3	0	40
	8	179	19	88	13	3	3	3	1	4	0	0	45
	9	113	14	46	18	3	2	1	0	2	4	0	23
	10	122	19	56	16	7	1	3	0	2	3	0	15
	11 /25	211	37	99	17	6	4	4	4	5	5	0	30
	12	126	18	59	17	4	1	3	2	5	3	0	14
	13	180	36	77	28	6	1	5	1	3	1	0	22
	14	187	25	102	17	7	2	2	4	3	3	0	22
	15	109	25	46	6	10	1	0	4	2	0	0	15
	16	160	27	63	19	10	2	3	4	4	1	0	27
	17	61	9	30	9	2	0	0	0	2	0	0	9
	18	258	45	141	18	4	6	7	2	7	2	0	26
	22	106	7	67	6	0	3	1	0	2	2	0	18
	23	241	34	136	23	8	8	3	4	4	1	0	20
	24	25	2	14	3	1	0	0	1	0	0	0	4
Leg. Dist. 28		3,424	549	1,713	333	105	52	56	40	59	36	0	481
Leg. Dist. 29													
	1	33	4	22	1	1	0	0	0	0	0	0	5
	2	61	2	46	1	0	1	0	0	2	1	0	8
	3 /7	149	17	89	6	1	6	2	0	2	0	0	26
	4	256	35	141	27	7	0	7	1	3	2	0	33
	5	249	36	129	27	10	3	3	0	4	2	0	35
	6	166	32	85	17	2	2	4	3	0	2	0	19
	8	202	25	125	19	2	2	1	1	1	4	0	22
	9	180	23	96	21	2	1	3	2	3	1	0	28
	10	206	24	116	13	7	0	5	1	0	1	0	39

ATTORNEY GENERAL
DETAIL

LEGISLATIVE DISTRICT OR TOWN	ELECTION DISTRICT	TOTAL VOTERS	ATTORNEY GENERAL DETAIL										BLANK AND VOID	
			DORA IRIZARRY REP	ELIOT L. SPITZER DEM	ELIOT L. SPITZER IND	DORA IRIZARRY CON	ELIOT L. SPITZER LIB	JOHN J. BRODERICK RTL	MARY JO LONG GRE	ELIOT L. SPITZER WOR	DANIEL A. CONTI, JR. LBT	SCATTER		
Leg. Dist. 29														
	11	174	38	84	16	5	3	3	2	1	1	0	21	
	12	188	27	112	15	5	3	2	2	2	0	0	20	
	13	167	20	102	8	1	0	2	2	6	0	0	26	
	14	193	39	99	21	7	1	3	3	4	3	0	13	
	15	170	18	98	14	8	2	0	2	4	0	0	24	
	16	77	4	50	6	0	2	1	0	3	2	0	9	
	18	216	43	102	17	5	4	12	3	6	1	0	23	
	19	165	29	86	12	5	0	0	2	3	2	0	26	
	20	243	25	166	7	4	3	2	5	3	2	0	26	
	21	253	32	142	19	7	0	4	3	4	4	0	38	
	22	125	14	69	7	2	3	0	0	1	1	0	28	
	23	241	31	109	8	2	6	5	4	3	1	0	72	
	24	274	41	146	17	7	6	9	4	4	3	0	37	
	25	251	36	124	29	2	3	7	1	1	1	0	47	
	26	164	13	110	10	0	1	1	1	4	1	0	23	
	27	74	8	40	4	0	0	1	3	4	0	0	14	
Leg. Dist. 29		4,477	616	2,488	342	92	52	77	45	68	35	0	662	
CITY		44,809	5,579	26,216	3,386	1,012	646	591	855	1,011	403	2	5,108	
Brighton														
	1	370	71	224	44	6	2	1	5	3	2	0	12	
	2	247	58	115	29	8	1	1	8	5	6	0	16	
	3	308	83	145	35	7	4	1	1	5	2	0	25	
	4	300	42	216	18	3	1	2	3	4	2	0	9	
	5	325	38	213	28	4	4	1	11	6	2	0	18	
	6	479	102	276	39	11	2	8	4	7	4	0	26	
	7	292	65	147	22	6	6	10	7	9	2	0	18	
	8	364	102	183	41	5	5	2	4	0	0	0	22	
	9	292	58	170	23	10	6	2	5	7	2	0	9	
	10	371	79	237	30	6	2	1	0	1	2	0	13	
	11	410	87	213	47	7	5	9	12	5	4	0	21	
	12	450	73	289	40	6	6	2	5	4	5	0	20	

ATTORNEY GENERAL
DETAIL

LEGISLATIVE DISTRICT OR TOWN	ELECTION DISTRICT	TOTAL VOTERS	ATTORNEY GENERAL DETAIL										BLANK AND VOID
			DORA IRIZARRY REP	ELIOT L. SPITZER DEM	ELIOT L. SPITZER IND	DORA IRIZARRY CON	ELIOT L. SPITZER LIB	JOHN J. BRODERICK RTL	MARY JO LONG GRE	ELIOT L. SPITZER WOR	DANIEL A. CONTI, JR. LBT	SCATTER	
Brighton	13	275	50	155	29	5	6	3	6	7	0	0	14
	14	182	34	106	13	7	1	4	8	2	0	0	7
	15	275	61	141	20	11	5	3	3	6	2	0	23
	16	264	92	125	29	3	1	0	1	2	3	0	8
	17	201	15	146	9	0	3	2	1	3	1	0	21
	18	336	63	194	35	7	6	1	3	6	2	0	19
	19	231	26	163	15	9	1	3	0	6	1	0	7
	20	243	34	144	29	4	2	5	3	5	4	0	13
	21	278	48	174	25	5	5	1	4	3	3	0	10
	22	369	61	233	38	4	6	1	1	1	2	0	22
	23	327	48	219	28	5	6	2	1	8	1	0	9
	24	261	54	133	34	8	4	5	3	4	1	0	15
	25	263	38	170	20	5	8	3	4	4	4	0	7
	26	293	71	135	33	6	0	6	7	2	5	0	28
	27	274	42	175	24	5	8	0	2	6	0	0	12
	28	440	88	276	30	5	4	2	5	4	3	0	23
	29	240	74	107	32	6	1	1	0	3	0	0	16
	30	528	109	277	53	7	4	2	6	5	6	0	59
	31	291	57	182	26	4	3	0	2	3	4	0	10
	32	378	75	231	38	4	3	0	6	4	2	0	15
	33	390	93	220	37	13	2	3	2	3	0	0	17
	34	318	66	169	32	11	6	7	1	3	3	0	20
	35	325	40	215	29	4	1	1	1	5	4	0	25
	36	237	45	125	23	6	1	7	7	2	1	0	20
	37	344	55	214	30	7	1	0	7	4	3	0	23
	38	401	80	241	34	3	7	0	6	5	3	0	22
	39	266	54	145	24	6	2	4	2	5	2	0	22
	40	510	93	318	56	8	3	2	4	5	2	0	19
	41	359	64	213	35	1	8	3	4	6	3	0	22
	42	115	17	68	14	2	1	3	2	2	1	0	5
	43	339	66	198	33	10	0	3	6	2	3	0	18
	44	152	30	79	20	2	1	1	3	3	0	0	13

ATTORNEY GENERAL
DETAIL

LEGISLATIVE DISTRICT OR TOWN	ELECTION DISTRICT	TOTAL VOTERS	DORA IRIZARRY		ELIOT L. SPITZER		DORA IRIZARRY		ELIOT L. SPITZER		JOHN J. BRODERICK	MARY JO LONG	ELIOT L. SPITZER	DANIEL A. CONTI, JR.	SCATTER	BLANK AND VOID
			REP	DEM	IND	CON	LIB	RTL	GRE	WOR	LBT					
Brighton																
	45	206	45	111	17	6	1	2	2	0	1	0	21			
	46	155	21	109	15	2	2	1	1	1	0	3				
Brighton		14,274	2,767	8,339	1,355	270	157	121	179	186	103	0	797			
Chili																
	1	301	87	133	27	14	2	10	0	3	0	25				
	2	377	107	126	56	25	4	4	3	7	9	36				
	3	379	118	164	29	13	6	3	5	6	5	30				
	4	240	78	90	26	14	3	1	3	4	2	19				
	5	306	75	131	38	12	1	7	3	3	1	35				
	6	350	89	144	52	12	4	9	3	8	3	26				
	7	174	50	68	28	5	2	4	1	1	0	15				
	8	333	114	107	43	22	4	8	1	4	5	25				
	9	316	76	138	38	15	8	10	1	3	2	25				
	10	267	92	88	26	29	3	5	1	5	0	18				
	11	389	105	178	42	8	3	4	1	9	3	36				
	12	449	117	189	59	19	4	4	2	9	1	45				
	13	452	123	198	57	17	3	3	5	5	1	40				
	14	360	85	166	45	26	3	9	0	5	1	20				
	15	329	103	127	37	17	5	4	4	5	3	24				
	16	395	130	167	41	16	3	8	2	4	1	23				
	17	681	192	265	102	29	4	17	4	8	2	58				
	18	461	140	154	59	22	8	5	5	8	4	56				
	19	294	75	134	39	11	3	4	0	5	0	23				
	20	461	116	204	60	16	1	9	6	8	4	37				
	21	252	61	119	32	8	4	4	0	3	1	20				
	22	395	88	189	54	11	3	6	2	9	3	30				
	23	249	77	92	35	12	4	3	2	4	0	20				
	24	368	100	144	49	19	9	4	2	0	3	38				
	25	258	46	138	36	15	1	1	1	3	3	14				
	26	402	98	169	68	19	0	4	0	4	0	40				
	27	304	77	126	50	17	1	6	0	3	5	19				
	28	263	55	126	34	11	1	0	2	5	0	29				

ATTORNEY GENERAL
DETAIL

LEGISLATIVE DISTRICT OR TOWN	ELECTION DISTRICT	TOTAL VOTERS	DORA IRIZARRY		ELIOT L. SPITZER		DORA IRIZARRY		ELIOT L. SPITZER		JOHN J. BRODERICK		MARY JO LONG		ELIOT L. SPITZER		DANIEL A. CONTI, JR.		SCATTER	BLANK AND VOID
			REP	DEM	IND	CON	LIB	RTL	GRE	WOR	LBT									
Chili																				
	29	228	58	93	30	14	4	3	1	4	1	0	0	0	20					
	30	181	47	77	30	8	1	4	0	1	1	0	0	12						
	31	17	5	4	2	0	0	2	1	0	0	0	0	3						
Chili		10,231	2,784	4,248	1,324	476	102	165	61	146	64	0	861							
Clarkson																				
	1	365	101	133	47	21	5	8	2	3	3	0	42							
	2	304	102	106	41	16	3	4	7	0	4	0	21							
	3	339	98	150	38	12	4	8	1	5	3	0	20							
	4	453	159	138	68	25	1	8	6	2	2	0	44							
	5	324	97	97	50	20	3	7	5	9	0	0	36							
	6	263	84	102	29	13	3	6	4	3	1	0	18							
Clarkson		2,048	641	726	273	107	19	41	25	22	13	0	181							
East Rochester																				
	1	362	79	136	41	10	12	8	6	3	6	0	61							
	2	292	68	107	39	12	3	3	1	1	6	0	52							
	3	326	85	148	32	8	6	1	1	1	1	0	43							
	4	293	65	113	39	10	2	4	5	3	2	0	50							
	5	254	51	114	22	7	3	5	6	4	3	0	39							
	6	273	59	115	34	6	4	6	5	3	2	0	39							
	7	286	59	132	29	7	9	1	1	2	2	0	44							
East Rochester		2,086	466	865	236	60	39	28	25	17	22	0	328							
Gates																				
	1	211	59	64	29	16	3	7	5	9	2	0	17							
	2	293	80	106	46	9	1	2	1	3	4	0	41							
	3	195	51	91	22	6	5	4	0	1	0	0	15							
	4	296	73	122	42	15	3	3	3	3	2	0	30							
	5	400	113	167	63	7	4	4	0	0	1	0	41							
	6	326	88	136	41	10	2	3	4	4	4	0	34							
	7	382	102	149	66	12	2	7	0	7	3	0	34							
	8	233	54	99	37	6	2	4	0	0	3	0	28							
	9	362	87	138	52	13	6	3	4	5	6	0	48							

ATTORNEY GENERAL
DETAIL

LEGISLATIVE DISTRICT OR TOWN	ELECTION DISTRICT	TOTAL VOTERS	ATTORNEY GENERAL DETAIL										BLANK AND VOID
			DORA IRIZARRY REP	ELIOT L. SPITZER DEM	ELIOT L. SPITZER IND	DORA IRIZARRY CON	ELIOT L. SPITZER LIB	JOHN J. BRODERICK RTL	MARY JO LONG GRE	ELIOT L. SPITZER WOR	DANIEL A. CONTI, JR. LBT	SCATTER	
Gates													
	10	181	57	71	16	6	1	2	1	4	3	0	20
	11	209	53	77	26	12	2	3	2	4	1	0	29
	12	186	52	75	27	5	1	1	0	1	4	0	20
	13	319	65	117	57	14	0	9	1	1	6	0	49
	14	246	56	100	34	6	1	1	2	1	5	0	40
	15	382	86	151	49	17	5	11	3	6	5	0	49
	16	246	67	109	26	9	3	3	3	1	2	0	23
	17	251	58	110	31	13	0	5	0	6	4	0	24
	18	310	111	98	36	16	2	5	1	1	7	0	33
	19	283	65	116	48	12	2	5	2	8	0	0	25
	20	275	64	119	45	8	4	7	3	4	1	0	20
	21	276	74	109	32	7	3	3	1	3	2	0	42
	22	242	64	95	34	15	3	2	2	7	2	0	18
	23	280	76	103	59	11	3	0	2	3	3	0	20
	24	301	84	114	39	11	1	8	3	3	3	0	35
	25	295	87	126	33	7	4	6	2	0	3	0	27
	26	334	79	148	52	14	7	6	3	5	6	0	14
	27	353	87	150	42	12	1	4	3	6	1	0	47
	28	231	61	90	32	5	4	4	3	7	1	0	24
	29	267	66	103	44	13	4	4	2	3	1	0	27
	30	180	35	79	24	4	1	1	3	3	3	0	27
	31	225	57	95	27	7	1	1	2	2	2	0	31
	32	324	82	135	47	14	1	6	6	3	1	0	29
	33	148	40	56	17	12	1	1	0	1	3	0	17
	34	210	56	97	26	9	0	2	2	0	1	0	17
	35	186	55	78	25	4	2	3	1	2	1	0	15
Gates		9,438	2,444	3,793	1,326	357	85	140	70	117	96	0	1,010
Greece													
	1	291	75	99	51	11	7	1	1	4	4	0	38
	2	303	84	121	34	19	3	0	2	5	6	0	29
	3	313	71	131	51	7	5	4	1	2	1	0	40
	4	253	74	102	35	14	2	5	0	1	2	0	18

LEGISLATIVE DISTRICT OR TOWN	ELECTION DISTRICT	TOTAL VOTERS	ATTORNEY GENERAL DETAIL										BLANK AND VOID	
			DORA IRIZARRY	ELIOT L. SPITZER	ELIOT L. SPITZER	DORA IRIZARRY	ELIOT L. SPITZER	JOHN J. BRODERICK	MARY JO LONG	ELIOT L. SPITZER	DANIEL A. CONTI, JR.	SCATTER		
			REP	DEM	IND	CON	LIB	RTL	GRE	WOR	LBT			
Greece														
	5	227	47	93	31	9	7	1	4	3	1	0	31	
	6	232	62	82	24	13	5	3	4	3	1	0	35	
	7	315	90	115	47	8	7	6	3	2	2	1	34	
	8	267	73	94	40	11	4	5	2	3	6	0	29	
	9	273	78	100	37	12	9	4	2	5	1	0	25	
	10	259	70	106	34	6	4	0	4	7	3	0	25	
	11	145	33	60	23	6	3	1	1	2	0	0	16	
	12	214	43	81	31	12	1	7	2	5	6	0	26	
	13	288	65	129	30	19	3	6	0	3	0	0	33	
	14	261	65	111	30	17	4	4	2	3	4	0	21	
	15	263	64	104	46	5	5	2	1	5	1	0	30	
	16	205	53	77	32	6	5	2	4	5	4	0	17	
	17	351	118	121	52	12	2	4	1	1	4	0	36	
	18	366	84	156	40	23	5	5	3	9	2	0	39	
	19	241	59	107	32	9	3	5	1	4	4	0	17	
	20	254	63	103	28	18	9	4	0	4	0	0	25	
	21	325	77	117	38	20	9	7	4	3	1	0	49	
	22	233	61	102	25	6	2	4	0	5	2	0	26	
	23	400	73	165	66	14	14	2	3	5	4	0	54	
	24	481	121	191	84	22	6	6	2	3	2	0	44	
	25	285	59	117	42	17	4	2	5	9	1	0	29	
	26	258	51	120	28	7	3	5	3	4	2	0	35	
	27	408	110	164	50	19	2	6	2	10	2	0	43	
	28	346	100	136	49	14	5	4	3	5	3	0	27	
	29	322	79	140	52	14	2	3	3	6	1	0	22	
	30	252	54	125	31	6	1	1	3	0	0	0	31	
	31	296	85	113	32	9	0	4	4	6	1	0	42	
	32	325	78	136	42	11	3	5	3	7	6	0	34	
	33	417	127	163	55	20	3	5	2	1	3	0	38	
	34	336	83	124	54	12	5	2	3	5	7	0	41	
	35	279	60	113	34	23	4	2	2	4	1	0	36	
	36	378	85	164	56	19	1	5	1	3	1	0	43	

LEGISLATIVE DISTRICT OR TOWN	ELECTION DISTRICT	TOTAL VOTERS	ATTORNEY GENERAL DETAIL										BLANK AND VOID	
			DORA IRIZARRY	ELIOT L. SPITZER	ELIOT L. SPITZER	DORA IRIZARRY	ELIOT L. SPITZER	JOHN J. BRODERICK	MARY JO LONG	ELIOT L. SPITZER	DANIEL A. CONTI, JR.	SCATTER		
			REP	DEM	IND	CON	LIB	RTL	GRE	WOR	LBT			
Greece														
	37	243	55	95	33	18	2	2	1	1	2	0	34	
	38	341	106	133	39	17	2	3	7	7	2	0	25	
	39	207	49	97	18	5	2	2	3	0	0	0	31	
	40	260	67	112	40	6	2	2	2	2	0	0	27	
	41	323	76	133	36	14	7	4	3	3	2	0	45	
	42	289	68	119	38	9	4	8	1	4	0	0	38	
	43	407	112	148	59	26	5	2	3	1	6	0	45	
	44	377	105	156	42	17	5	4	2	4	4	0	38	
	45	423	134	160	41	22	1	4	0	5	2	1	53	
	46	210	45	84	24	8	1	7	4	5	1	0	31	
	47	336	81	148	36	24	5	6	2	5	0	0	29	
	48	248	67	92	37	7	1	4	2	6	2	0	30	
	49	279	59	120	47	15	5	5	2	2	2	0	22	
	50	329	84	138	41	23	4	3	3	1	2	0	30	
	51	218	50	92	30	7	2	3	1	3	4	0	26	
	52	387	103	151	48	18	5	5	3	4	2	0	48	
	53	239	43	109	38	8	5	2	3	3	1	0	27	
	54	316	86	132	42	9	4	6	1	3	3	0	30	
	55	298	79	105	42	18	2	5	2	5	1	0	39	
	56	396	90	158	66	15	11	5	2	10	2	0	37	
	57	331	73	146	40	20	3	0	0	9	1	0	39	
	58	389	103	171	44	15	4	3	4	4	0	0	41	
	59	236	51	111	25	9	2	5	4	3	1	0	25	
	60	283	73	116	34	11	2	2	2	3	5	0	35	
	61	312	59	131	42	24	6	4	1	2	2	0	41	
	62	394	104	151	56	10	4	7	1	6	6	0	49	
	63	354	86	153	47	12	4	6	5	2	1	0	38	
	64	290	79	110	30	7	5	4	4	5	1	0	45	
	65	362	108	136	51	7	4	3	0	6	5	0	42	
	66	209	43	96	32	8	0	1	1	2	1	0	25	
	67	273	95	96	33	10	2	4	5	3	0	0	25	
	68	412	88	166	64	29	7	3	3	5	6	0	41	

ATTORNEY GENERAL
DETAIL

LEGISLATIVE DISTRICT OR TOWN	ELECTION DISTRICT	TOTAL VOTERS	ATTORNEY GENERAL DETAIL										BLANK AND VOID	
			DORA IRIZARRY REP	ELIOT L. SPITZER DEM	ELIOT L. SPITZER IND	DORA IRIZARRY CON	ELIOT L. SPITZER LIB	JOHN J. BRODERICK RTL	MARY JO LONG GRE	ELIOT L. SPITZER WOR	DANIEL A. CONTI, JR. LBT	SCATTER		
Greece														
	69	247	64	97	39	16	3	1	0	2	4	0	21	
	70	289	89	103	40	12	3	0	2	4	3	0	33	
	71	405	114	161	54	17	6	4	1	13	2	0	33	
	72	355	98	145	45	25	1	5	0	3	2	0	31	
	73	203	57	83	26	9	3	5	2	1	0	0	17	
	74	256	62	99	40	13	8	2	7	3	1	0	21	
	75	280	78	106	38	13	4	0	1	6	1	0	33	
	76	240	73	90	34	12	4	4	3	3	0	0	17	
	77	384	99	146	59	15	11	6	1	2	4	0	41	
	78	253	69	101	32	6	6	4	0	3	2	0	30	
	79	344	108	125	44	17	0	5	1	2	2	0	40	
	80	370	90	137	50	19	5	9	1	4	1	0	54	
	81	274	87	98	29	10	4	2	0	4	4	0	36	
	82	247	47	114	30	14	1	3	2	3	2	0	31	
	83	233	61	90	35	11	2	1	1	5	3	0	24	
	84	396	90	147	60	16	6	4	1	10	5	0	57	
	85	365	109	132	41	14	9	7	2	3	1	0	47	
	86	441	118	190	49	24	5	2	0	4	3	0	46	
	87	300	93	114	27	14	3	5	3	5	1	1	34	
	88	326	79	146	45	11	5	5	0	1	1	0	33	
	89	278	68	93	45	12	3	7	5	1	0	0	44	
	90	339	102	131	36	18	2	3	3	0	1	0	43	
	91	399	102	166	66	19	6	7	3	2	2	0	26	
	92	551	125	233	79	25	9	6	4	5	6	0	59	
	93	389	94	179	42	13	4	7	4	8	1	0	37	
	94	296	83	103	45	15	4	7	1	7	2	0	29	
	95	232	49	105	35	5	5	2	2	7	1	0	21	
	96	356	81	136	44	19	4	3	1	5	5	0	58	
	97	428	141	171	41	16	4	4	1	4	7	0	39	
	98	393	114	144	46	17	7	4	4	5	4	0	48	
	99	335	91	113	50	14	6	6	4	4	5	0	42	
	100	339	97	128	45	15	5	7	2	2	2	0	36	

ATTORNEY GENERAL
DETAIL

LEGISLATIVE DISTRICT OR TOWN	ELECTION DISTRICT	TOTAL VOTERS	DORA	ELIOT	ELIOT	DORA	ELIOT	JOHN	MARY JO	ELIOT	DANIEL	SCATTER	BLANK AND VOID
			IRIZARRY REP	L. SPITZER DEM	L. SPITZER IND	IRIZARRY CON	L. SPITZER LIB	J. BRODERICK RTL	LONG GRE	L. SPITZER WOR	A. CONTI, JR. LBT		
Greece													
	101	223	53	96	28	11	2	3	0	6	2	0	22
	102	388	114	143	36	16	9	2	4	3	4	0	57
	103	379	98	153	55	19	8	4	0	4	1	0	37
	104	378	83	174	53	10	2	4	2	4	3	0	43
	105	245	68	94	43	5	5	5	2	6	2	0	15
	106	268	81	100	35	8	3	6	0	3	1	0	31
		<u>33,057</u>	<u>8,524</u>	<u>13,233</u>	<u>4,402</u>	<u>1,463</u>	<u>452</u>	<u>417</u>	<u>228</u>	<u>433</u>	<u>247</u>	<u>3</u>	<u>3,655</u>
Greece													
Hamlin													
	1	287	91	107	28	19	6	6	3	1	5	0	21
	2	354	133	106	59	12	1	5	4	2	2	0	30
	3	238	80	70	37	15	1	4	1	6	3	0	21
	4	226	65	80	33	17	4	3	2	0	1	0	21
	5	275	108	79	36	13	7	4	3	1	2	0	22
	6	196	58	74	25	8	4	3	1	2	3	0	18
	7	377	122	130	47	16	7	5	2	3	3	0	42
	8	243	67	77	39	12	4	5	1	4	4	0	30
	9	203	70	70	24	10	4	4	3	1	3	0	14
	10	350	146	114	44	16	5	2	2	2	3	0	16
	11	53	11	23	10	2	0	0	1	1	1	0	4
		<u>2,802</u>	<u>951</u>	<u>930</u>	<u>382</u>	<u>140</u>	<u>43</u>	<u>41</u>	<u>23</u>	<u>23</u>	<u>30</u>	<u>0</u>	<u>239</u>
Hamlin													
Henrietta													
	1	403	108	167	52	14	2	7	4	7	1	0	41
	2	271	84	112	28	12	3	7	1	3	1	0	20
	3	204	53	101	19	5	1	0	6	1	2	0	16
	4	267	61	142	26	11	2	2	2	4	3	0	14
	5	343	92	160	35	14	2	6	1	3	1	0	29
	6	351	98	145	47	8	2	4	4	4	2	0	37
	7	316	72	164	29	17	3	7	3	2	0	0	19
	8	323	83	149	50	10	3	2	1	4	1	0	20
	9	261	60	116	35	16	1	1	2	3	1	0	26
	10	312	75	122	41	19	5	6	1	5	2	0	36

ATTORNEY GENERAL
DETAIL

LEGISLATIVE DISTRICT OR TOWN	ELECTION DISTRICT	TOTAL VOTERS	ATTORNEY GENERAL DETAIL										BLANK AND VOID
			DORA IRIZARRY REP	ELIOT L. SPITZER DEM	ELIOT L. SPITZER IND	DORA IRIZARRY CON	ELIOT L. SPITZER LIB	JOHN J. BRODERICK RTL	MARY JO LONG GRE	ELIOT L. SPITZER WOR	DANIEL A. CONTI, JR. LBT	SCATTER	
Henrietta													
	11	292	61	132	38	14	4	7	0	6	1	0	29
	12	338	84	175	34	22	0	0	1	4	0	0	18
	13	333	68	161	37	24	4	4	6	7	2	0	20
	14	251	68	105	27	11	3	6	1	2	3	0	25
	15	319	69	137	46	10	4	3	1	10	1	0	38
	16	236	55	112	30	5	1	3	5	3	4	0	18
	17	398	93	185	52	19	2	4	4	4	3	0	32
	18	380	88	183	42	13	2	4	1	4	2	0	41
	19	285	62	131	34	18	6	4	5	5	1	0	19
	20	494	135	214	55	19	5	6	3	5	3	0	49
	21	276	60	131	38	10	2	6	6	7	0	0	16
	22	442	120	223	46	15	7	3	1	2	2	0	23
	23	293	72	133	36	23	2	2	3	5	5	0	12
	24	273	62	122	40	13	0	6	4	4	0	0	22
	25	316	81	142	41	12	2	3	2	3	2	0	28
	26	426	113	180	58	22	3	3	2	0	2	0	43
	27	431	128	176	44	24	5	9	5	2	3	0	35
	28	370	102	155	44	16	4	4	5	5	7	0	28
	29	354	97	171	23	17	3	4	5	7	2	0	25
	30	480	123	217	74	16	3	2	2	12	4	0	27
	31	208	48	91	27	9	1	4	3	1	2	0	22
	32	375	93	183	50	13	2	0	2	9	1	0	22
	33	265	61	125	39	10	1	5	2	6	0	0	16
	34	212	52	95	22	6	1	5	2	6	0	0	23
Henrietta		11,098	2,781	5,057	1,339	487	91	139	96	155	64	0	889
Irondequoit													
	1	395	80	183	40	20	6	10	4	6	1	0	45
	2	284	62	143	25	10	5	2	2	5	1	0	29
	3	382	70	169	48	17	7	3	5	4	3	0	56
	4	286	67	124	50	6	2	5	4	1	2	0	25
	5	314	65	155	41	6	5	5	2	4	3	0	28
	6	465	86	235	63	19	4	4	9	6	2	0	37

LEGISLATIVE DISTRICT OR TOWN	ELECTION DISTRICT	TOTAL VOTERS	ATTORNEY GENERAL DETAIL										BLANK AND VOID
			DORA IRIZARRY	ELIOT L. SPITZER	ELIOT L. SPITZER	DORA IRIZARRY	ELIOT L. SPITZER	JOHN J. BRODERICK	MARY JO LONG	ELIOT L. SPITZER	DANIEL A. CONTI, JR.	SCATTER	
			REP	DEM	IND	CON	LIB	RTL	GRE	WOR	LBT		
Irondequoit	7	448	103	231	53	10	4	6	4	3	1	0	33
	8	355	83	144	50	15	5	7	7	4	5	0	35
	9	362	95	150	47	5	7	4	3	2	0	0	49
	10	329	85	159	46	11	1	5	3	0	1	0	18
	11	206	55	88	22	10	2	2	1	2	0	0	24
	12	267	61	120	24	14	5	7	4	4	4	0	24
	13	433	69	237	53	13	4	7	4	8	2	0	36
	14	418	100	185	44	17	6	9	7	4	5	0	41
	15	411	105	191	47	19	4	3	2	5	0	0	35
	16	376	82	185	45	4	6	5	4	5	3	0	37
	17	212	56	90	24	5	2	9	3	2	2	0	19
	18 /72	380	113	150	60	11	2	7	3	3	5	0	26
	19	350	60	159	53	13	6	5	4	8	1	0	41
	20	303	69	145	37	9	3	6	1	6	1	0	26
	21	318	52	178	49	10	1	4	2	7	0	0	15
	22	349	98	161	38	5	4	10	1	5	1	0	26
	23	298	56	145	34	12	4	2	1	8	3	0	33
	24	293	65	138	41	15	3	5	3	5	2	0	16
	25	301	62	141	34	11	4	8	3	4	5	0	29
	26	231	55	97	29	2	3	1	1	4	3	0	36
	27	213	51	96	28	11	1	4	4	2	2	0	14
	28	261	61	98	36	12	6	6	1	4	1	0	36
	29	271	66	124	38	3	1	3	0	5	2	1	28
	30	298	62	138	50	5	2	3	2	5	5	0	26
	31	311	58	166	40	5	3	4	3	2	1	0	29
	32	331	71	175	34	10	4	4	3	2	4	0	24
	33	252	57	114	33	5	3	3	4	3	3	0	27
	34	462	126	177	55	17	10	7	3	2	2	0	63
	35	241	51	116	32	7	1	4	2	0	2	0	26
	36	181	30	89	18	7	1	3	2	1	3	0	27
	37	271	66	121	20	9	4	6	1	4	3	0	37
	38	224	36	110	31	10	1	5	0	3	3	0	25

LEGISLATIVE DISTRICT OR TOWN	ELECTION DISTRICT	TOTAL VOTERS	ATTORNEY GENERAL DETAIL										BLANK AND VOID
			DORA IRIZARRY REP	ELIOT L. SPITZER DEM	ELIOT L. SPITZER IND	DORA IRIZARRY CON	ELIOT L. SPITZER LIB	JOHN J. BRODERICK RTL	MARY JO LONG GRE	ELIOT L. SPITZER WOR	DANIEL A. CONTI, JR. LBT	SCATTER	
Irondequoit	39	199	34	79	35	2	2	4	1	2	2	0	38
	40	209	56	79	37	6	1	3	1	2	2	0	22
	41	328	77	146	32	7	5	3	7	4	2	0	45
	42	336	67	136	49	14	6	10	4	7	1	0	42
	43	247	46	108	40	8	4	3	2	3	2	0	31
	44	539	124	255	75	18	4	2	5	3	1	0	52
	45	263	53	125	35	5	4	4	2	4	0	0	31
	46	340	78	158	40	8	5	5	3	4	5	0	34
	47	129	37	65	13	5	1	0	3	0	2	0	3
	48	318	88	124	47	18	2	9	2	3	2	0	23
	49	270	67	111	36	17	1	6	2	9	0	0	21
	50	231	53	81	31	3	12	4	1	3	4	0	39
	51	392	81	209	30	10	2	7	5	6	2	0	40
	52	327	59	159	29	10	5	5	2	3	4	0	51
	53	296	76	118	33	8	1	2	1	1	1	0	55
	54	114	21	54	12	2	3	4	1	2	2	0	13
	55	363	70	172	52	14	6	7	4	4	3	0	31
	56	321	68	155	40	15	3	3	2	3	4	0	28
	57	457	102	203	62	13	14	5	0	3	3	0	52
	58	343	77	148	51	14	6	7	5	3	0	0	32
	59	318	69	135	52	11	9	1	3	4	3	0	31
	60	334	69	146	49	14	6	2	3	4	5	0	36
	61	418	102	175	51	10	9	5	4	4	3	0	55
	62	340	60	179	44	10	5	10	0	5	0	0	27
	63	241	54	100	36	11	1	6	0	0	2	0	31
	64 /70	282	53	142	28	15	3	5	1	11	2	0	22
	65	208	49	80	21	5	1	3	2	2	1	0	44
	66	146	24	73	15	2	1	3	1	2	1	0	24
	67	233	42	102	31	9	3	0	0	4	1	0	41
	68	325	68	129	44	9	5	3	1	7	1	0	58
	69	165	33	74	23	2	2	3	2	0	0	0	26
	71	68	10	37	11	2	0	0	1	1	0	0	6

ATTORNEY GENERAL
DETAIL

LEGISLATIVE DISTRICT OR TOWN	ELECTION DISTRICT	TOTAL VOTERS	DORA IRIZARRY		ELIOT L. SPITZER		DORA IRIZARRY		ELIOT L. SPITZER		JOHN J. BRODERICK		MARY JO LONG		ELIOT L. SPITZER		DANIEL A. CONTI, JR.		SCATTER	BLANK AND VOID
			REP	DEM	IND	CON	LIB	RTL	GRE	WOR	LBT									
Irondequoit		21,182	4,656	9,684	2,696	687	274	327	183	261	148	1	2,265							
Mendon																				
	1	470	147	200	55	19	5	8	6	3	7	0	20							
	2	414	124	180	47	18	5	3	3	0	2	0	32							
	3	488	174	199	51	24	5	3	3	5	3	0	21							
	4	378	102	166	46	14	2	3	4	3	2	0	36							
	5	436	157	172	49	22	2	5	2	2	2	0	23							
	6	396	138	152	44	14	5	2	7	7	2	0	25							
	7	465	152	211	44	16	3	2	3	4	2	0	28							
	8	194	66	75	25	7	2	2	1	1	1	0	14							
	9	384	134	143	47	13	3	4	3	2	2	0	33							
Mendon		3,625	1,194	1,498	408	147	32	32	32	27	23	0	232							
Ogden																				
	1	366	92	144	57	20	3	7	3	4	1	0	35							
	2	375	104	150	54	19	6	4	1	2	1	0	34							
	3	417	153	152	48	18	5	4	5	4	2	0	26							
	4	328	117	101	49	20	3	7	3	5	4	0	19							
	5	373	93	139	66	19	7	9	9	6	0	0	25							
	6	386	111	138	67	16	4	6	2	8	0	0	34							
	7	203	55	74	32	9	3	3	0	1	0	0	26							
	8	319	92	117	50	17	0	3	0	7	1	0	32							
	9	355	101	123	50	25	9	5	4	7	1	0	30							
	10	309	96	99	34	28	1	7	2	3	6	0	33							
	11	327	114	110	51	16	0	3	3	4	1	0	25							
	12	315	84	112	42	18	6	3	4	5	3	0	38							
	13	335	108	127	38	9	5	7	5	10	1	0	25							
	14	271	81	97	46	15	3	6	1	5	0	0	17							
	15	405	114	153	69	14	5	3	1	5	5	0	36							
	16	212	88	71	22	11	2	3	1	1	0	0	13							
	17	274	93	89	48	6	1	8	1	3	1	0	24							
	18	360	91	143	44	22	7	6	3	6	6	0	32							
	19	358	108	131	51	22	3	6	1	5	3	0	28							

ATTORNEY GENERAL
DETAIL

LEGISLATIVE DISTRICT OR TOWN	ELECTION DISTRICT	TOTAL VOTERS	DORA IRIZARRY		ELIOT L. SPITZER		DORA IRIZARRY		ELIOT L. SPITZER		JOHN J. BRODERICK	MARY JO LONG	ELIOT L. SPITZER	DANIEL A. CONTI, JR.	SCATTER	BLANK AND VOID
			REP	DEM	IND	CON	LIB	RTL	GRE	WOR	LBT					
Ogden																
	20	399	138	128	62	24	1	9	1	8	0	0	0	28		
Ogden		6,687	2,033	2,398	980	348	74	109	50	99	36	0	560			
Parma																
	1	386	114	143	63	12	6	6	4	1	3	0	34			
	2	435	123	162	65	23	5	5	2	4	2	0	44			
	3	292	84	90	48	16	4	10	1	3	1	0	35			
	4	350	111	122	44	18	1	7	2	6	2	0	37			
	5	266	80	99	31	14	2	5	1	5	4	0	25			
	6	165	53	44	26	19	2	3	0	6	0	0	12			
	7	335	114	110	55	13	2	7	2	7	0	0	25			
	8	362	109	136	59	16	3	4	3	6	2	0	24			
	9	378	124	127	41	12	7	6	5	9	5	0	42			
	10	356	125	119	41	26	6	4	0	1	2	0	32			
	11	384	102	149	68	21	5	3	2	4	4	0	26			
	12	367	102	142	34	10	5	10	5	10	4	0	45			
	13	396	132	131	58	12	5	4	5	4	4	0	41			
	14	309	95	110	44	21	3	1	1	6	2	0	26			
	15	300	96	96	41	16	5	5	2	4	5	0	30			
Parma		5,081	1,564	1,780	718	249	61	80	35	76	40	0	478			
Penfield																
	1	163	39	66	21	11	4	4	0	1	1	0	16			
	2	343	80	157	46	11	6	4	1	5	2	0	31			
	3	273	84	98	42	16	7	4	3	2	2	0	15			
	4	443	145	156	51	28	4	12	4	3	2	0	38			
	5	376	97	177	46	13	3	7	3	1	8	1	20			
	6	304	107	117	32	15	6	3	0	2	0	0	22			
	7	361	104	165	39	19	3	3	0	6	2	0	20			
	8	384	88	156	61	11	5	5	3	5	6	0	44			
	9	477	110	247	52	16	5	4	2	4	0	0	37			
	10	301	74	133	35	17	2	5	1	1	0	0	33			
	11	242	63	117	36	6	1	1	1	2	2	0	13			

ATTORNEY GENERAL
DETAIL

LEGISLATIVE DISTRICT OR TOWN	ELECTION DISTRICT	TOTAL VOTERS	ATTORNEY GENERAL DETAIL										BLANK AND VOID	
			DORA IRIZARRY REP	ELIOT L. SPITZER DEM	ELIOT L. SPITZER IND	DORA IRIZARRY CON	ELIOT L. SPITZER LIB	JOHN J. BRODERICK RTL	MARY JO LONG GRE	ELIOT L. SPITZER WOR	DANIEL A. CONTI, JR. LBT	SCATTER		
Penfield														
	12	421	146	176	52	10	0	6	1	5	3	0	22	
	13	395	84	173	58	18	8	9	4	1	2	0	38	
	14	430	127	150	52	25	6	13	2	6	6	0	43	
	15	414	119	174	54	11	3	2	3	8	2	1	37	
	16	170	48	82	17	4	1	1	2	1	2	0	12	
	17	394	125	155	55	20	3	4	2	4	0	0	26	
	18	267	81	128	29	7	1	2	1	1	2	0	15	
	19	492	133	246	61	12	3	1	3	3	2	0	28	
	20	416	125	179	53	13	6	6	4	6	1	0	23	
	21	420	106	195	49	21	3	7	5	2	4	0	28	
	22	345	76	169	42	17	7	2	5	7	1	0	19	
	23	513	132	228	72	20	7	3	2	3	3	0	43	
	24	490	145	203	65	20	4	5	5	1	1	0	41	
	25	348	101	140	52	16	6	2	1	2	2	0	26	
	26	229	62	87	33	10	3	3	1	1	0	0	29	
	27	423	109	193	59	22	5	6	1	3	0	0	25	
	28	274	72	114	43	11	4	2	3	2	2	0	21	
	29	450	108	217	68	9	4	3	2	4	3	0	32	
	30	540	162	213	85	16	2	6	2	2	3	0	49	
	31	233	49	116	31	6	1	5	1	3	1	0	20	
	32	287	79	124	40	4	4	3	0	5	1	0	27	
	33	352	94	153	52	12	7	2	2	2	0	0	28	
	34	249	66	93	40	12	0	2	0	0	0	0	36	
	35	391	115	176	47	12	4	2	3	4	5	0	23	
	36	306	93	153	36	4	2	0	1	1	4	0	12	
	37	465	141	187	59	17	4	6	4	3	5	0	39	
	38	243	66	100	31	12	1	2	3	0	2	0	26	
	39	193	54	85	26	7	1	3	0	3	0	0	14	
	40	313	81	138	44	14	3	2	3	0	2	0	26	
Penfield		14,130	3,890	6,136	1,866	545	149	162	84	115	84	2	1,097	
Perinton	1	479	150	208	54	20	3	6	4	4	2	0	28	

LEGISLATIVE DISTRICT OR TOWN	ELECTION DISTRICT	TOTAL VOTERS	ATTORNEY GENERAL DETAIL										BLANK AND VOID	
			DORA IRIZARRY	ELIOT L. SPITZER	ELIOT L. SPITZER	DORA IRIZARRY	ELIOT L. SPITZER	JOHN J. BRODERICK	MARY JO LONG	ELIOT L. SPITZER	DANIEL A. CONTI, JR.	SCATTER		
			REP	DEM	IND	CON	LIB	RTL	GRE	WOR	LBT			
Perinton														
	2	437	137	217	47	11	0	3	1	2	2	0	17	
	3	351	103	152	53	8	3	5	2	3	2	0	20	
	4	307	73	140	44	6	3	2	4	1	6	0	28	
	5	181	51	73	16	6	1	1	5	2	1	0	25	
	6	316	88	144	31	12	2	5	7	3	1	0	23	
	7	414	108	198	47	8	2	3	4	3	2	0	39	
	8	362	101	156	53	15	5	5	3	1	2	0	21	
	9	464	134	194	64	23	3	4	1	2	5	0	34	
	10	416	104	183	64	15	5	6	5	2	4	0	28	
	11	280	67	133	31	6	3	0	4	4	2	0	30	
	12	364	77	196	51	9	5	0	0	5	2	0	19	
	13	321	102	149	33	12	0	1	4	2	2	0	16	
	14	371	98	188	43	13	1	4	2	4	3	0	15	
	15	326	86	153	43	9	3	1	2	1	2	0	26	
	16	306	89	146	36	6	0	0	1	5	0	0	23	
	17	396	130	197	30	10	5	1	2	4	1	0	16	
	18	362	86	177	49	11	1	5	1	3	5	0	24	
	19	345	107	151	43	9	1	8	1	1	2	0	22	
	20	378	115	180	38	15	2	8	3	2	2	0	13	
	21	410	113	191	39	11	3	7	3	4	1	0	38	
	22	283	79	120	39	9	1	1	3	0	2	0	29	
	23	386	121	166	39	16	3	1	2	1	2	1	34	
	24	530	162	219	70	19	1	7	1	3	0	0	48	
	25	264	62	125	31	10	5	2	1	7	2	0	19	
	26	423	105	199	64	13	3	5	1	5	1	0	27	
	27	312	90	138	38	8	0	6	4	5	1	0	22	
	28	314	87	158	24	9	5	6	1	5	3	0	16	
	29	252	57	123	26	12	3	4	2	4	4	0	17	
	30	337	90	163	44	11	4	2	2	1	0	0	20	
	31	453	133	216	51	15	3	3	2	0	1	0	29	
	32	315	77	144	45	8	3	3	3	3	1	0	28	
	33	376	110	177	46	7	1	3	1	4	1	0	26	

ATTORNEY GENERAL
DETAIL

LEGISLATIVE DISTRICT OR TOWN	ELECTION DISTRICT	TOTAL VOTERS	ATTORNEY GENERAL DETAIL										BLANK AND VOID	
			DORA IRIZARRY REP	ELIOT L. SPITZER DEM	ELIOT L. SPITZER IND	DORA IRIZARRY CON	ELIOT L. SPITZER LIB	JOHN J. BRODERICK RTL	MARY JO LONG GRE	ELIOT L. SPITZER WOR	DANIEL A. CONTI, JR. LBT	SCATTER		
Perinton														
	34	371	108	164	57	10	1	2	2	2	1	0	24	
	35	331	91	159	35	11	5	8	1	5	0	0	16	
	36	211	55	96	30	9	2	3	2	4	5	0	5	
	37	364	94	156	42	21	5	4	3	5	2	0	32	
	38	415	105	193	51	13	4	5	3	5	1	0	35	
	39	385	110	175	47	17	2	0	3	1	3	0	27	
	40	288	72	134	30	22	4	6	3	3	2	0	12	
	41	257	66	120	28	7	3	5	0	4	0	0	24	
	42	306	70	152	40	8	4	3	3	2	3	0	21	
	43	493	133	234	50	20	6	7	5	2	5	0	31	
	44	294	81	144	37	6	2	1	5	3	1	0	14	
	45	596	201	259	59	20	1	5	3	7	4	0	37	
	46	213	50	104	20	7	2	2	5	1	1	0	21	
	47	367	114	142	52	15	1	7	0	1	2	0	33	
	48	261	73	116	44	2	5	2	2	2	1	0	14	
	49	301	99	136	35	12	1	1	0	3	0	0	14	
	50	149	31	71	12	6	0	1	4	1	8	0	15	
	51	342	127	137	37	17	1	2	1	1	1	0	18	
	52	338	105	141	41	13	2	7	2	1	1	0	25	
	53	318	103	161	29	8	2	1	3	2	0	0	9	
	54	498	154	233	51	12	6	6	3	2	2	0	29	
	55	348	108	166	44	8	3	3	1	1	0	0	14	
	56	318	105	130	39	13	2	3	3	1	2	0	20	
Perinton		19,595	5,547	8,997	2,336	649	147	202	139	155	112	1	1,310	
Pittsford														
	1	333	92	152	41	10	4	1	1	9	4	0	19	
	2	329	93	149	36	11	0	4	4	3	3	0	26	
	3	478	175	194	48	8	5	4	1	7	1	0	35	
	4	430	124	204	59	4	2	3	3	4	1	0	26	
	5	287	71	147	32	5	4	6	4	4	3	0	11	
	6	419	110	203	53	9	5	2	6	3	0	0	28	
	7	205	61	103	17	2	1	2	0	2	1	0	16	

ATTORNEY GENERAL
DETAIL

LEGISLATIVE DISTRICT OR TOWN	ELECTION DISTRICT	TOTAL VOTERS	ATTORNEY GENERAL DETAIL										BLANK AND VOID
			DORA IRIZARRY REP	ELIOT L. SPITZER DEM	ELIOT L. SPITZER IND	DORA IRIZARRY CON	ELIOT L. SPITZER LIB	JOHN J. BRODERICK RTL	MARY JO LONG GRE	ELIOT L. SPITZER WOR	DANIEL A. CONTI, JR. LBT	SCATTER	
Pittsford													
	8	380	155	160	23	17	0	2	1	1	0	0	21
	9	412	118	196	50	12	3	5	1	1	2	0	24
	10	599	173	219	46	14	5	3	1	4	0	0	134
	11	337	94	148	42	12	3	4	4	4	2	0	24
	12	315	114	141	33	8	1	1	3	1	2	0	11
	13	292	85	138	35	11	1	2	3	0	3	0	14
	14	303	85	140	37	10	2	4	1	4	3	0	17
	15	271	74	110	35	7	5	5	2	6	2	0	25
	16	304	100	138	22	14	2	1	5	1	1	0	20
	17	483	127	265	40	12	7	1	4	4	3	0	20
	18	380	89	193	46	10	4	2	3	4	2	0	27
	19	251	60	117	29	11	2	3	2	3	2	0	22
	20	367	109	189	36	12	3	3	1	1	0	0	13
	21	426	112	230	38	11	4	2	4	2	2	0	21
	22	455	113	240	55	16	5	1	2	4	3	0	16
	23	333	110	143	31	15	2	4	2	4	3	0	19
	24	433	149	189	52	7	3	4	2	1	2	0	24
	25	358	88	201	29	9	4	3	2	4	2	0	16
	26	398	113	184	52	15	4	4	1	5	2	0	18
	27	345	112	158	40	13	3	1	1	2	1	0	14
	28	321	86	151	41	3	2	4	2	3	1	0	28
	29	337	100	145	44	8	1	3	0	4	7	0	25
	30	286	79	160	16	4	0	5	3	1	3	0	15
	31	392	121	188	39	12	1	2	5	2	1	0	21
	32	381	117	181	48	6	3	4	1	1	0	0	20
	33	406	157	149	48	14	1	3	3	1	2	0	28
Pittsford		12,046	3,566	5,625	1,293	332	92	98	78	100	64	0	798
Riga													
	1	447	153	147	69	16	6	4	2	10	3	0	37
	2	362	134	129	39	24	4	0	1	5	2	0	24
	3	318	96	133	44	10	1	3	2	3	3	0	23
	4	379	116	137	47	16	5	10	4	11	6	0	27

ATTORNEY GENERAL
DETAIL

LEGISLATIVE DISTRICT OR TOWN	ELECTION DISTRICT	TOTAL VOTERS	DORA	ELIOT	ELIOT	DORA	ELIOT	JOHN	MARY JO	ELIOT	DANIEL	SCATTER	BLANK AND VOID
			IRIZARRY REP	L. SPITZER DEM	L. SPITZER IND	IRIZARRY CON	L. SPITZER LIB	J. BRODERICK RTL	LONG GRE	L. SPITZER WOR	A. CONTI, JR. LBT		
Riga													
	5	315	107	95	60	13	8	4	3	5	3	0	17
	6	323	111	100	50	24	3	2	4	2	5	0	22
Riga		2,144	717	741	309	103	27	23	16	36	22	0	150
Rush													
	1	424	148	161	47	12	6	1	9	5	5	0	30
	2	332	100	138	43	11	3	7	0	3	2	0	25
	3	468	118	236	44	16	5	7	7	6	1	0	28
	4	432	130	169	53	19	9	8	11	0	0	0	33
Rush		1,656	496	704	187	58	23	23	27	14	8	0	116
Sweden													
	1	341	99	134	39	18	6	1	1	4	2	0	37
	2	211	44	92	28	7	7	6	5	8	2	0	12
	3	431	106	202	55	18	5	3	5	3	4	0	30
	4	397	130	173	48	16	1	2	2	2	1	0	22
	5	121	34	69	1	9	1	0	1	3	0	0	3
	6	345	84	149	37	16	6	14	4	9	1	0	25
	7	400	102	196	42	24	5	4	2	2	2	0	21
	8	259	83	76	45	13	5	6	0	8	4	0	19
	9	258	71	93	38	17	2	6	4	2	2	0	23
	10	421	124	145	66	19	6	6	2	8	2	0	43
	11	124	23	59	16	4	2	3	5	1	1	0	10
	12	291	94	125	24	14	1	8	0	2	3	0	20
Sweden		3,599	994	1,513	439	175	47	59	31	52	24	0	265
Webster													
	1	383	95	174	51	14	3	10	1	2	0	0	33
	2	339	97	136	42	8	5	11	2	7	3	0	28
	3	334	82	154	52	14	2	7	1	0	0	1	21
	4	224	52	103	35	5	3	6	0	4	0	0	16
	5	376	90	164	52	18	3	8	1	4	3	0	33
	6	378	101	145	75	11	4	7	2	0	1	0	32
	7	434	112	173	63	20	3	13	3	3	4	0	40

LEGISLATIVE DISTRICT OR TOWN	ELECTION DISTRICT	TOTAL VOTERS	ATTORNEY GENERAL DETAIL										BLANK AND VOID	
			DORA IRIZARRY	ELIOT L. SPITZER	ELIOT L. SPITZER	DORA IRIZARRY	ELIOT L. SPITZER	JOHN J. BRODERICK	MARY JO LONG	ELIOT L. SPITZER	DANIEL A. CONTI, JR.	SCATTER		
			REP	DEM	IND	CON	LIB	RTL	GRE	WOR	LBT			
Webster														
	8	352	88	150	60	16	3	3	3	2	2	0	25	
	9	464	144	183	65	20	3	8	1	2	2	0	36	
	10	390	123	147	72	18	1	3	3	6	5	0	12	
	11	298	92	113	39	12	5	2	1	1	3	0	30	
	12	461	115	184	72	19	3	8	3	3	0	0	54	
	13	360	96	163	49	12	5	5	2	3	0	0	25	
	14	343	86	164	52	12	2	5	1	1	1	0	19	
	15	249	59	101	39	11	4	5	1	8	0	0	21	
	16	365	102	171	53	10	4	1	3	2	1	0	18	
	17	266	80	92	29	19	0	8	1	4	4	0	29	
	18	310	78	119	57	9	4	1	3	3	2	0	34	
	19	422	117	178	72	18	3	3	1	0	1	0	29	
	20	404	110	163	64	23	5	6	1	6	2	0	24	
	21	467	126	204	66	13	3	10	2	3	1	0	39	
	22	418	112	156	67	17	7	7	4	8	3	0	37	
	23	344	78	176	46	10	2	4	0	4	2	0	22	
	24	486	131	174	78	26	9	11	4	8	2	0	43	
	25	341	85	162	42	10	2	8	5	0	2	0	25	
	26	347	96	140	53	13	2	6	1	1	3	1	31	
	27	295	87	122	39	14	3	7	1	3	0	0	19	
	28	325	79	141	47	9	2	8	5	6	2	0	26	
	29	313	68	155	37	14	3	1	3	0	4	0	28	
	30	244	65	111	30	6	1	3	0	2	4	0	22	
	31	307	83	120	53	15	3	1	2	5	2	0	23	
	32	354	84	160	50	16	6	5	1	3	0	0	29	
	33	402	101	180	63	16	6	5	5	4	3	0	19	
	34	218	58	95	31	9	0	2	0	3	0	0	20	
	35	230	55	105	24	13	1	4	3	6	0	0	19	
	36	333	106	141	41	15	3	3	1	1	1	0	21	
	37	394	99	178	46	20	3	8	4	4	2	0	30	
	38	505	134	224	73	18	3	12	2	4	2	0	33	
	39	325	109	134	47	5	3	3	2	1	0	0	21	

ATTORNEY GENERAL
DETAIL

LEGISLATIVE DISTRICT OR TOWN	ELECTION DISTRICT	TOTAL VOTERS	DORA IRIZARRY		ELIOT L. SPITZER		DORA IRIZARRY		ELIOT L. SPITZER		JOHN J. BRODERICK		MARY JO LONG		ELIOT L. SPITZER		DANIEL A. CONTI, JR.		SCATTER	BLANK AND VOID
			REP	DEM	IND	CON	LIB	RTL	GRE	WOR	LBT									
Webster																				
	40	430	123	174	56	11	2	5	4	4	3	0	48							
	41	292	82	123	36	11	4	7	1	0	0	28								
	42	344	95	142	55	15	0	3	0	6	1	27								
	43	241	65	93	42	8	2	1	1	4	2	23								
Webster		15,107	4,040	6,387	2,215	593	135	244	85	141	73	2	1,192							
Wheatland																				
	1	409	106	181	48	22	8	2	5	4	3	0	30							
	2	382	100	154	55	17	5	3	4	3	4	0	37							
	3	475	113	210	53	19	10	9	4	7	5	0	45							
	4	344	86	153	48	18	1	1	4	5	5	0	23							
	5	386	128	139	53	26	2	5	4	6	1	0	22							
Wheatland		1,996	533	837	257	102	26	20	21	25	18	0	157							
TOWNS		191,882	50,588	83,491	24,341	7,348	2,075	2,471	1,488	2,200	1,291	9	16,580							
GRAND TOTAL:		236,691	56,167	109,707	27,727	8,360	2,721	3,062	2,343	3,211	1,694	11	21,688							

REPRESENTATIVE IN CONGRESS
25TH DISTRICT
SUMMARY

LEGISLATIVE DISTRICT OR TOWN	TOTAL VOTERS	JAMES T. WALSH REP	STEPHANIE ALDERSLEY DEM	JAMES T. WALSH IND	JAMES T. WALSH CON	FRANCIS J. GAVIN WOR	SCATTER	BLANK AND VOID
Irondequoit	14,282	4,976	5,833	1,229	656	111	2	1,475
Penfield	8,595	3,923	2,252	962	462	51	2	943
Webster	15,111	6,674	3,915	1,806	886	123	2	1,705
GRAND TOTAL:	37,988	15,573	12,000	3,997	2,004	285	6	4,123

REPRESENTATIVE IN CONGRESS
25TH DISTRICT
DETAIL

LEGISLATIVE DISTRICT OR TOWN	ELECTION DISTRICT	TOTAL VOTERS	JAMES T. WALSH	STEPHANIE ALDERSLEY	JAMES T. WALSH	JAMES T. WALSH	FRANCIS J. GAVIN	SCATTER	BLANK AND VOID
			REP	DEM	IND	CON	WOR		
Irondequoit	1	395	132	143	31	21	3	0	65
	2	284	107	107	23	10	4	0	33
	3	383	110	159	30	26	5	0	53
	4	286	109	108	36	10	1	0	22
	6	466	145	221	27	26	5	0	42
	7	450	162	218	27	19	0	0	24
	8	355	130	145	31	20	1	0	28
	9	362	133	135	36	10	0	0	48
	10	330	123	150	27	12	0	0	18
	14	418	129	186	35	21	3	0	44
	15	411	162	165	31	19	2	0	32
	16	376	123	175	32	12	2	0	32
	17	212	71	100	17	6	2	0	16
	18/72	380	150	130	47	24	2	0	27
	20	303	113	132	24	12	1	0	21
	21	318	93	152	35	12	1	0	25
	22	349	152	131	23	16	4	0	23
	24	293	98	120	30	20	2	0	23
	25	301	97	116	28	15	5	0	40
	27	213	83	85	16	14	1	0	14
	28	261	92	105	20	13	2	0	29
	30	298	97	119	39	12	2	0	29
	32	331	126	144	20	9	2	0	30
	33	252	96	96	24	6	2	0	28
	38	224	63	91	18	9	3	2	38
	40	210	76	87	22	8	1	0	16
	42	338	118	139	25	22	3	0	31
44	539	196	223	50	18	1	0	51	
45	263	93	94	26	7	3	0	40	
46	340	117	145	21	12	1	0	44	
47	129	55	46	11	6	3	0	8	

REPRESENTATIVE IN CONGRESS
25TH DISTRICT
DETAIL

LEGISLATIVE DISTRICT OR TOWN	ELECTION DISTRICT	TOTAL VOTERS	JAMES T. WALSH	STEPHANIE ALDERSLEY	JAMES T. WALSH	JAMES T. WALSH	FRANCIS J. GAVIN	SCATTER	BLANK AND VOID
			REP	DEM	IND	CON	WOR		
Irondequoit	48	318	128	102	34	17	1	0	36
	49	270	86	118	20	23	5	0	18
	51	392	143	176	20	16	3	0	34
	53	296	103	91	30	7	2	0	63
	55	363	112	152	41	19	2	0	37
	56	321	103	130	25	19	6	0	38
	58	344	104	137	38	21	1	0	43
	59	318	108	119	35	13	1	0	42
	60	334	117	129	29	15	3	0	41
	62	340	120	152	21	21	3	0	23
	63	241	83	101	21	11	1	0	24
	64 /70	282	95	126	16	13	8	0	24
	68	325	106	101	29	12	8	0	69
	71	68	17	32	8	2	0	0	9
		<u>14,282</u>	<u>4,976</u>	<u>5,833</u>	<u>1,229</u>	<u>656</u>	<u>111</u>	<u>2</u>	<u>1,475</u>
Irondequoit									
Penfield									
	2	343	142	89	41	21	3	1	46
	4	444	223	95	45	34	3	0	44
	5	376	157	117	50	16	2	0	34
	6	304	159	66	33	16	1	0	29
	12	421	222	100	38	22	7	0	32
	13	395	137	128	50	21	1	0	58
	14	430	187	99	52	33	3	0	56
	15	414	184	108	46	18	7	1	50
	17	394	187	118	41	20	1	0	27
	19	492	224	160	49	12	2	0	45
	20	416	204	107	44	16	2	0	43
	21	420	171	137	37	26	1	0	48
	23	514	229	148	52	27	0	0	58
	24	490	232	123	53	28	4	0	50
	25	348	159	81	43	18	2	0	45

REPRESENTATIVE IN CONGRESS
25TH DISTRICT
DETAIL

LEGISLATIVE DISTRICT OR TOWN	ELECTION DISTRICT	TOTAL VOTERS	JAMES T. WALSH	STEPHANIE ALDERSLEY	JAMES T. WALSH	JAMES T. WALSH	FRANCIS J. GAVIN	SCATTER	BLANK AND VOID
			REP	DEM	IND	CON	WOR		
Penfield	26	229	96	53	31	18	1	0	30
	30	541	257	131	69	22	4	0	58
	33	352	169	79	51	17	3	0	33
	34	250	111	46	40	16	0	0	37
	37	466	217	121	49	30	2	0	47
	38	243	118	64	16	13	0	0	32
	40	313	138	82	32	18	2	0	41
Penfield		8,595	3,923	2,252	962	462	51	2	943
Webster	1	383	182	99	40	25	2	0	35
	2	339	144	98	46	8	8	0	35
	3	334	146	95	40	19	0	0	34
	4	224	90	69	32	10	2	0	21
	5	376	148	115	40	24	2	0	47
	6	378	159	89	59	22	2	0	47
	7	434	187	118	49	31	2	0	47
	8	352	148	85	49	21	0	0	49
	9	464	227	113	51	27	3	0	43
	10	390	197	89	50	28	3	0	23
	11	298	133	77	30	17	2	0	39
	12	461	216	108	52	25	2	0	58
	13	360	145	121	45	18	2	0	29
	14	343	152	107	34	17	0	0	33
	15	249	99	66	31	22	1	0	30
	16	365	149	126	39	18	2	0	31
	17	266	120	61	24	26	2	0	33
	18	310	125	85	39	18	5	0	38
	19	423	191	99	61	26	3	0	43
	20	404	170	100	59	27	4	0	44
	21	467	212	115	53	24	7	1	55
	22	418	163	100	66	25	5	0	59

REPRESENTATIVE IN CONGRESS
25TH DISTRICT
DETAIL

LEGISLATIVE DISTRICT OR TOWN	ELECTION DISTRICT	TOTAL VOTERS	JAMES T. WALSH	STEPHANIE ALDERSLEY	JAMES T. WALSH	JAMES T. WALSH	FRANCIS J. GAVIN	SCATTER	BLANK AND VOID
			REP	DEM	IND	CON	WOR		
Webster	23	344	156	95	39	21	1	0	32
	24	487	206	110	59	38	10	0	64
	25	341	145	101	42	12	1	0	40
	26	347	163	78	41	17	1	0	47
	27	295	146	57	30	24	5	0	33
	28	325	150	70	39	15	5	0	46
	29	313	141	96	27	20	0	0	29
	30	244	94	82	21	9	4	0	34
	31	307	121	76	44	19	3	0	44
	32	354	151	93	43	30	2	0	35
	33	402	180	109	45	30	3	0	35
	34	218	110	44	29	11	3	0	21
	35	230	106	60	21	13	3	0	27
	36	333	178	66	34	26	2	0	27
	37	394	179	103	42	24	3	0	43
	38	505	200	158	59	25	3	0	60
	39	325	170	71	42	7	3	0	32
	40	430	189	97	57	16	4	0	67
	41	292	137	70	28	18	0	1	38
	42	346	153	83	41	22	5	0	42
	43	241	96	61	34	11	3	0	36
Webster		<u>15,111</u>	<u>6,674</u>	<u>3,915</u>	<u>1,806</u>	<u>886</u>	<u>123</u>	<u>2</u>	<u>1,705</u>
GRAND TOTAL:		<u>37,988</u>	<u>15,573</u>	<u>12,000</u>	<u>3,997</u>	<u>2,004</u>	<u>285</u>	<u>6</u>	<u>4,123</u>

REPRESENTATIVE IN CONGRESS
26TH DISTRICT
SUMMARY

LEGISLATIVE DISTRICT OR TOWN	TOTAL VOTERS	THOMAS M. REYNOLDS	AYESHA F. NARIMAN	THOMAS M. REYNOLDS	THOMAS M. REYNOLDS	SHAWN HARRIS	PAUL E. FALLON	SCATTER	BLANK AND VOID
		REP	DEM	IND	CON	RTL	GRE		
Chili	333	155	47	39	32	11	7	0	42
Clarkson	2,048	976	344	245	145	30	46	0	262
Greece	28,768	12,683	5,363	3,232	1,682	379	353	6	5,070
Hamlin	53	26	10	2	4	0	1	0	10
Ogden	6,689	3,192	1,058	861	497	96	99	0	886
Parma	4,348	2,076	710	582	281	64	48	0	587
Riga	2,144	1,138	300	280	151	19	21	0	235
Sweden	3,601	1,611	825	426	232	57	69	0	381
Wheatland	1,997	917	411	231	136	17	33	0	252
GRAND TOTAL:	49,981	22,774	9,068	5,898	3,160	673	677	6	7,725

REPRESENTATIVE IN CONGRESS
26TH DISTRICT
DETAIL

LEGISLATIVE DISTRICT OR TOWN	ELECTION DISTRICT	TOTAL VOTERS	THOMAS M. REYNOLDS	AYESHA F. NARIMAN	THOMAS M. REYNOLDS	THOMAS M. REYNOLDS	SHAWN HARRIS	PAUL E. FALLON	SCATTER	BLANK AND VOID
			REP	DEM	IND	CON	RTL	GRE		
Chili	8	333	155	47	39	32	11	7	0	42
Chili		333	155	47	39	32	11	7	0	42
Clarkson	1	365	160	70	47	28	6	7	0	47
	2	304	139	61	31	18	3	8	0	44
	3	339	170	66	35	15	3	3	0	47
	4	453	224	60	64	32	8	13	0	52
	5	324	154	37	46	31	8	7	0	41
	6	263	129	50	22	21	2	8	0	31
Clarkson		2,048	976	344	245	145	30	46	0	262
Greece	3	313	145	57	36	14	6	4	0	51
	4	253	113	57	28	18	3	1	1	32
	5	227	92	42	28	12	2	5	0	46
	6	232	102	46	23	13	1	4	0	43
	7	315	137	46	48	13	4	5	0	62
	8	267	115	39	37	19	7	5	0	45
	9	273	111	57	34	16	4	5	0	46
	10	259	113	45	37	9	3	6	0	46
	11	145	55	34	17	6	1	2	0	30
	12	214	79	39	27	16	7	6	0	40
	13	288	110	63	25	21	6	8	0	55
	14	261	105	50	31	15	5	6	0	49
	15	263	116	41	34	17	2	4	0	49
	17	351	176	46	38	18	3	5	0	65
	18	366	170	67	37	23	8	4	0	57
	19	241	92	51	31	11	5	4	0	47
	20	254	108	46	29	23	2	4	1	41
	22	233	106	47	24	8	4	6	0	38
	23	400	133	94	61	21	4	2	0	85

REPRESENTATIVE IN CONGRESS
26TH DISTRICT
DETAIL

LEGISLATIVE DISTRICT OR TOWN	ELECTION DISTRICT	TOTAL VOTERS	THOMAS	AYESHA	THOMAS	THOMAS	SHAWN	PAUL	SCATTER	BLANK AND VOID
			M. REYNOLDS	F. NARIMAN	M. REYNOLDS	M. REYNOLDS	HARRIS	E. FALLON		
			REP	DEM	IND	CON	RTL	GRE		
Greece	24	481	225	77	65	28	5	3	0	78
	25	285	102	66	31	17	7	6	0	56
	26	258	99	66	26	13	6	5	0	43
	27	408	177	92	39	29	4	6	0	61
	28	346	176	58	34	17	4	4	0	53
	29	322	149	64	38	21	3	2	0	45
	31	296	131	58	34	15	3	5	0	50
	32	325	128	72	43	17	5	4	1	55
	33	417	207	68	41	28	2	3	0	68
	36	378	168	80	38	24	5	1	0	62
	37	243	101	44	18	21	2	3	0	54
	39	207	84	47	17	10	2	1	0	46
	40	260	112	59	29	9	1	3	0	47
	42	289	124	66	34	15	3	2	0	45
	43	407	189	55	49	31	4	3	0	76
	44	377	174	71	41	24	5	3	0	59
	45	423	225	67	31	21	2	0	0	77
	46	210	82	45	22	10	8	6	0	37
	47	336	160	65	24	20	7	2	0	58
	49	279	122	53	41	17	3	3	0	40
	50	329	148	62	34	28	5	4	0	48
	51	219	98	43	21	13	2	3	0	39
	52	387	190	59	34	22	4	9	0	69
	53	239	88	61	26	14	4	4	0	42
	54	316	152	50	36	12	10	1	0	55
	55	298	123	40	45	21	4	4	0	61
	56	396	173	75	53	22	4	5	0	64
	57	331	138	69	33	23	2	2	0	64
	58	389	176	75	39	21	7	8	0	63
	59	237	75	82	18	14	7	2	0	39
	60	283	108	66	33	17	2	3	0	54

REPRESENTATIVE IN CONGRESS
26TH DISTRICT
DETAIL

LEGISLATIVE DISTRICT OR TOWN	ELECTION DISTRICT	TOTAL VOTERS	THOMAS	AYESHA	THOMAS	THOMAS	SHAWN	PAUL	SCATTER	BLANK AND VOID
			M. REYNOLDS	F. NARIMAN	M. REYNOLDS	M. REYNOLDS	HARRIS	E. FALLON		
			REP	DEM	IND	CON	RTL	GRE		
Greece	61	312	108	66	35	27	7	1	0	68
	62	394	179	74	39	18	5	4	0	75
	63	354	143	74	46	16	3	4	0	68
	64	290	126	59	25	10	3	2	0	65
	65	362	170	56	42	13	5	2	0	74
	66	209	82	45	26	12	3	7	0	34
	67	275	128	52	27	13	3	5	0	47
	68	412	164	70	51	35	3	2	0	87
	69	247	107	41	43	16	0	2	0	38
	70	289	127	55	36	18	3	3	0	47
	71	405	186	75	36	28	6	5	0	69
	72	355	170	52	31	31	4	3	0	64
	73	203	88	49	18	6	2	3	0	37
	75	280	137	40	29	15	3	3	0	53
	77	384	175	69	50	22	6	3	0	59
	79	344	163	47	35	32	4	3	0	60
	80	370	161	45	41	26	5	2	0	90
	81	274	129	49	26	15	2	4	0	49
	83	233	98	49	30	13	2	6	0	35
	85	365	166	57	45	22	9	5	0	61
	86	441	204	85	38	26	1	4	0	83
	87	300	145	57	25	19	3	3	3	45
	88	326	149	68	30	17	4	8	0	50
	89	278	108	48	37	14	3	6	0	62
	90	339	168	41	22	27	6	5	0	70
	91	399	195	61	53	24	9	5	0	52
	92	551	210	121	76	28	6	13	0	97
	93	389	157	97	43	15	10	8	0	59
	94	296	125	70	38	17	6	2	0	38
	95	232	82	62	34	7	3	2	0	42
	96	356	146	50	37	27	3	1	0	92

REPRESENTATIVE IN CONGRESS
26TH DISTRICT
DETAIL

LEGISLATIVE DISTRICT OR TOWN	ELECTION DISTRICT	TOTAL VOTERS	THOMAS M. REYNOLDS	AYESHA F. NARIMAN	THOMAS M. REYNOLDS	THOMAS M. REYNOLDS	SHAWN HARRIS	PAUL E. FALLON	SCATTER	BLANK AND VOID
			REP	DEM	IND	CON	RTL	GRE		
Greece	97	428	222	60	41	24	3	6	0	72
	98	393	172	76	43	20	4	3	0	75
	99	335	158	39	49	18	4	5	0	62
	100	339	159	50	45	25	5	4	0	51
	101	223	107	37	25	13	1	3	0	37
	102	388	188	62	38	19	4	2	0	75
	103	379	177	66	44	23	6	3	0	60
	104	380	174	81	45	19	4	3	0	54
	105	245	127	39	36	5	5	1	0	32
	106	268	121	47	30	20	2	1	0	47
Greece		28,768	12,683	5,363	3,232	1,682	379	353	6	5,070
Hamlin	11	53	26	10	2	4	0	1	0	10
Hamlin		53	26	10	2	4	0	1	0	10
Ogden	1	366	175	66	47	24	7	5	0	42
	2	375	183	58	47	25	5	3	0	54
	3	417	219	56	49	23	2	11	0	57
	4	329	176	33	47	24	7	5	0	37
	5	373	162	59	63	27	6	7	0	49
	6	386	163	77	58	27	4	8	0	49
	7	203	99	25	26	13	6	2	0	32
	8	319	147	52	49	19	3	1	0	48
	9	355	160	58	45	32	4	6	0	50
	10	309	130	55	28	35	9	5	0	47
	11	327	160	51	44	25	1	5	0	41
	12	315	138	49	35	30	3	9	0	51
	13	335	159	66	37	22	6	5	0	40
	14	271	125	46	36	22	5	2	0	35
	15	405	189	73	51	26	2	5	0	59

REPRESENTATIVE IN CONGRESS
26TH DISTRICT
DETAIL

LEGISLATIVE DISTRICT OR TOWN	ELECTION DISTRICT	TOTAL VOTERS	THOMAS M. REYNOLDS	AYESHA F. NARIMAN	THOMAS M. REYNOLDS	THOMAS M. REYNOLDS	SHAWN HARRIS	PAUL E. FALLON	SCATTER	BLANK AND VOID
			REP	DEM	IND	CON	RTL	GRE		
Ogden	16	212	127	27	24	14	1	3	0	16
	17	274	144	39	36	15	4	2	0	34
	18	361	161	64	39	31	7	9	0	50
	19	358	164	51	53	29	8	3	0	50
	20	399	211	53	47	34	6	3	0	45
		6,689	3,192	1,058	861	497	96	99	0	886
Ogden Parma	1	386	191	58	54	18	5	7	0	53
	2	435	199	74	52	35	3	2	0	70
	3	292	139	36	45	19	8	2	0	43
	4	350	167	58	40	26	7	2	0	50
	5	266	122	38	39	19	4	4	0	40
	6	165	76	14	22	23	3	1	0	26
	7	335	173	48	52	14	5	2	0	41
	8	362	171	66	55	17	5	6	0	42
	11	384	177	76	51	35	4	4	0	37
	12	367	159	83	38	19	8	6	0	54
	13	396	211	62	49	14	3	5	0	52
	14	310	142	55	48	19	4	1	0	41
	15	300	149	42	37	23	5	6	0	38
Parma Riga		4,348	2,076	710	582	281	64	48	0	587
	1	447	246	55	58	27	5	8	0	48
	2	362	205	46	44	33	4	1	0	29
	3	318	163	55	34	18	1	7	0	40
	4	379	183	67	45	26	3	1	0	54
	5	315	168	36	53	19	5	2	0	32
	6	323	173	41	46	28	1	2	0	32
Riga Sweden		2,144	1,138	300	280	151	19	21	0	235

REPRESENTATIVE IN CONGRESS
26TH DISTRICT
DETAIL

LEGISLATIVE DISTRICT OR TOWN	ELECTION DISTRICT	TOTAL VOTERS	THOMAS M. REYNOLDS	AYESHA F. NARIMAN	THOMAS M. REYNOLDS	THOMAS M. REYNOLDS	SHAWN HARRIS	PAUL E. FALLON	SCATTER	BLANK AND VOID
			REP	DEM	IND	CON	RTL	GRE		
Sweden	1	341	154	61	40	27	2	7	0	50
	2	211	86	54	27	8	8	13	0	15
	3	431	167	131	55	20	5	12	0	41
	4	397	207	90	40	22	3	3	0	32
	5	121	55	39	2	12	0	5	0	8
	6	347	141	86	34	22	10	7	0	47
	7	400	174	113	33	30	4	5	0	41
	8	259	128	41	35	16	6	4	0	29
	9	258	117	43	40	20	5	7	0	26
	10	421	196	69	72	30	5	5	0	44
	11	124	37	46	13	7	4	1	0	16
	12	291	149	52	35	18	5	0	0	32
Sweden		3,601	1,611	825	426	232	57	69	0	381
Wheatland	1	410	185	94	48	25	4	7	0	47
	2	382	170	79	39	30	0	4	0	60
	3	475	208	108	53	27	7	10	0	62
	4	344	156	77	42	19	2	7	0	41
	5	386	198	53	49	35	4	5	0	42
Wheatland		1,997	917	411	231	136	17	33	0	252
GRAND TOTAL:		49,981	22,774	9,068	5,898	3,160	673	677	6	7,725

REPRESENTATIVE IN CONGRESS
28TH DISTRICT
SUMMARY

LEGISLATIVE DISTRICT OR TOWN	TOTAL VOTERS	HENRY F. WOJTASZEK	LOUISE M. SLAUGHTER	HENRY F. WOJTASZEK	HENRY F. WOJTASZEK	LOUISE M. SLAUGHTER	SCATTER	BLANK AND VOID
		REP	DEM	IND	CON	WOR		
Leg. Dist. 06	1,648	362	930	85	86	58	0	127
Leg. Dist. 07	905	175	543	60	27	30	0	70
Leg. Dist. 21	6,083	838	4,279	208	150	256	2	350
Leg. Dist. 22	3,102	167	2,422	94	52	97	0	270
Leg. Dist. 23	6,988	1,109	4,876	259	179	270	1	294
Leg. Dist. 24	4,219	588	2,920	163	95	224	1	228
Leg. Dist. 25	4,393	263	3,439	132	65	177	0	317
Leg. Dist. 26	3,371	588	2,181	178	119	131	1	173
Leg. Dist. 27	6,252	434	4,888	160	101	323	1	345
Leg. Dist. 28	3,427	511	2,267	162	109	126	0	252
Leg. Dist. 29	4,482	542	3,146	203	92	147	0	352
CITY	44,870	5,577	31,891	1,704	1,075	1,839	6	2,778
Brighton	4,665	1,173	2,879	199	129	116	1	168
Chili	17	8	6	1	0	0	0	2
East Rochester	2,087	495	1,184	94	64	54	0	196
Greece	4,295	1,111	2,264	249	197	126	0	348
Hamlin	2,749	991	1,187	174	161	61	0	175
Irondequoit	6,912	1,469	4,159	313	208	221	2	540
Parma	734	275	307	43	45	17	0	47
Penfield	1,846	444	1,087	95	82	42	0	96
Perinton	5,725	1,518	3,381	244	227	103	0	252
TOWNS	29,030	7,484	16,454	1,412	1,113	740	3	1,824
GRAND TOTAL:	73,900	13,061	48,345	3,116	2,188	2,579	9	4,602

REPRESENTATIVE IN CONGRESS
28TH DISTRICT
DETAIL

LEGISLATIVE DISTRICT OR TOWN	ELECTION DISTRICT	TOTAL VOTERS	HENRY F. WOJTASZEK	LOUISE M. SLAUGHTER	HENRY F. WOJTASZEK	HENRY F. WOJTASZEK	LOUISE M. SLAUGHTER	SCATTER	BLANK AND VOID
			REP	DEM	IND	CON	WOR		
Leg. Dist. 06									
	1	408	93	231	15	20	13	0	36
	2	194	44	96	13	13	8	0	20
	3	249	65	144	6	13	7	0	14
	4	267	60	155	16	18	7	0	11
	5	260	49	153	15	11	8	0	24
	6	270	51	151	20	11	15	0	22
Leg. Dist. 06		1,648	362	930	85	86	58	0	127
Leg. Dist. 07									
	1	406	95	243	28	9	9	0	22
	2	279	44	167	15	10	13	0	30
	3	220	36	133	17	8	8	0	18
Leg. Dist. 07		905	175	543	60	27	30	0	70
Leg. Dist. 21									
	1	256	32	177	8	14	12	1	12
	2	266	42	177	9	10	16	0	12
	3	139	23	98	5	5	1	0	7
	4	166	14	123	4	6	4	0	15
	5/16	328	58	220	16	8	15	1	10
	6	204	26	143	13	4	4	0	14
	7	384	70	249	20	6	13	0	26
	8	109	14	76	3	2	8	0	6
	9	248	56	164	4	6	9	0	9
	10	347	72	226	16	2	9	0	22
	11	138	16	93	6	2	8	0	13
	12	290	44	195	12	7	12	0	20
	13	106	11	82	0	1	9	0	3

REPRESENTATIVE IN CONGRESS
28TH DISTRICT
DETAIL

LEGISLATIVE DISTRICT OR TOWN	ELECTION DISTRICT	TOTAL VOTERS	HENRY F. WOJTASZEK	LOUISE M. SLAUGHTER	HENRY F. WOJTASZEK	HENRY F. WOJTASZEK	LOUISE M. SLAUGHTER	SCATTER	BLANK AND VOID
			REP	DEM	IND	CON	WOR		
Leg. Dist. 21									
	14	346	45	238	10	15	13	0	25
	15	300	37	218	10	7	13	0	15
	17/28	250	36	169	8	7	15	0	15
	18	215	21	156	11	2	14	0	11
	19	83	8	58	1	0	5	0	11
	20	137	22	97	3	5	3	0	7
	21	226	37	156	2	6	12	0	13
	22	235	12	184	2	9	14	0	14
	23	170	13	137	4	5	6	0	5
	24	275	49	181	17	7	10	0	11
	25	228	22	179	0	5	5	0	17
	26	185	7	151	3	1	10	0	13
	27	127	11	101	0	2	4	0	9
	29	93	7	68	6	0	3	0	9
	30	20	6	10	3	0	1	0	0
	31/34	105	10	83	3	1	4	0	4
	32	15	2	12	1	0	0	0	0
	33	92	15	58	8	5	4	0	2
Leg. Dist. 21		6,083	838	4,279	208	150	256	2	350
Leg. Dist. 22									
	1/29-17	265	24	194	7	10	8	0	22
	2	77	3	61	2	1	3	0	7
	3	163	7	120	7	3	2	0	24
	4	71	4	53	4	4	1	0	5
	5	165	7	134	1	0	7	0	16
	6	147	3	126	2	0	4	0	12
	7	93	4	76	1	1	3	0	8
	8	163	13	123	2	3	11	0	11

REPRESENTATIVE IN CONGRESS
28TH DISTRICT
DETAIL

LEGISLATIVE DISTRICT OR TOWN	ELECTION DISTRICT	TOTAL VOTERS	HENRY F. WOJTASZEK	LOUISE M. SLAUGHTER	HENRY F. WOJTASZEK	HENRY F. WOJTASZEK	LOUISE M. SLAUGHTER	SCATTER	BLANK AND VOID
			REP	DEM	IND	CON	WOR		
Leg. Dist. 22									
	9	121	2	99	3	3	5	0	9
	10	137	5	110	5	2	6	0	9
	11	174	18	138	6	2	2	0	8
	12	99	1	81	3	0	2	0	12
	13	67	4	54	0	0	1	0	8
	14	169	12	131	4	2	4	0	16
	15	167	7	140	5	3	5	0	7
	16	68	5	50	2	0	1	0	10
	17	66	3	48	5	7	0	0	3
	18	83	4	68	0	1	4	0	6
	19	119	5	93	4	1	6	0	10
	20	155	9	122	5	2	1	0	16
	21	137	6	106	2	2	3	0	18
	22	197	10	148	11	1	8	0	19
	23	121	6	93	8	2	4	0	8
	24	78	5	54	5	2	6	0	6
Leg. Dist. 22		3,102	167	2,422	94	52	97	0	270
Leg. Dist. 23									
	1	150	30	98	6	6	3	0	7
	2	248	31	168	14	8	7	0	20
	3	170	22	117	7	6	10	0	8
	4	396	63	291	11	11	9	0	11
	5	298	42	212	11	4	16	0	13
	6	151	27	109	4	2	6	0	3
	7	272	39	187	15	1	15	0	15
	8	252	30	194	5	3	9	1	10
	9	160	23	114	4	2	7	0	10
	10	221	30	166	5	4	10	0	6

REPRESENTATIVE IN CONGRESS
28TH DISTRICT
DETAIL

LEGISLATIVE DISTRICT OR TOWN	ELECTION DISTRICT	TOTAL VOTERS	HENRY F. WOJTASZEK	LOUISE M. SLAUGHTER	HENRY F. WOJTASZEK	HENRY F. WOJTASZEK	LOUISE M. SLAUGHTER	SCATTER	BLANK AND VOID
			REP	DEM	IND	CON	WOR		
Leg. Dist. 23									
	11	277	34	205	8	7	14	0	9
	12	346	67	232	10	5	18	0	14
	13	218	38	146	9	8	7	0	10
	14	226	28	162	14	4	10	0	8
	15	143	28	87	8	5	8	0	7
	16	234	39	158	9	6	11	0	11
	17	345	55	234	13	15	13	0	15
	18	295	52	198	9	10	9	0	17
	19	286	60	186	11	7	12	0	10
	20	318	46	226	12	4	16	0	14
	21	259	39	188	10	4	10	0	8
	22	222	38	157	8	8	6	0	5
	23	144	18	100	8	2	10	0	6
	24	269	44	182	10	8	3	0	22
	25	418	65	302	17	12	11	0	11
	26	451	76	316	16	16	12	0	15
	27	219	45	141	5	11	8	0	9
Leg. Dist. 23		6,988	1,109	4,876	259	179	270	1	294
Leg. Dist. 24									
	1	337	32	254	9	7	27	0	8
	2	269	28	200	8	8	18	0	7
	3	277	37	198	13	2	14	0	13
	4	288	35	200	15	4	13	0	21
	5	298	57	189	15	9	8	0	20
	6	196	41	128	6	9	9	0	3
	7	197	32	136	4	11	8	1	5
	8	272	50	182	9	7	15	0	9
	9	194	33	128	5	8	9	0	11

REPRESENTATIVE IN CONGRESS
28TH DISTRICT
DETAIL

LEGISLATIVE DISTRICT OR TOWN	ELECTION DISTRICT	TOTAL VOTERS	HENRY F. WOJTASZEK	LOUISE M. SLAUGHTER	HENRY F. WOJTASZEK	HENRY F. WOJTASZEK	LOUISE M. SLAUGHTER	SCATTER	BLANK AND VOID
			REP	DEM	IND	CON	WOR		
Leg. Dist. 24									
	10	306	31	221	12	3	29	0	10
	11	233	28	164	13	6	9	0	13
	12	142	23	94	2	0	2	0	21
	13	235	26	162	11	4	20	0	12
	14	278	31	195	7	6	20	0	19
	15	341	41	236	20	4	8	0	32
	16	263	39	179	10	5	11	0	19
	17	93	24	54	4	2	4	0	5
Leg. Dist. 24		4,219	588	2,920	163	95	224	1	228
Leg. Dist. 25									
	1	260	23	196	12	6	11	0	12
	2	200	5	167	4	2	8	0	14
	3	335	16	267	8	5	10	0	29
	4	73	2	53	4	2	4	0	8
	5	192	1	165	2	0	5	0	19
	6	219	16	165	4	6	10	0	18
	7	232	2	199	5	1	6	0	19
	8	255	6	215	3	1	10	0	20
	9	163	1	147	2	1	1	0	11
	10	246	13	203	5	3	5	0	17
	11	191	5	162	5	1	8	0	10
	12	298	31	214	7	4	24	0	18
	13	213	0	184	5	1	7	0	16
	14/24	333	43	237	8	9	22	0	14
	15	174	1	150	6	0	8	0	9
	16	58	14	34	3	1	5	0	1
	17	133	4	108	6	2	3	0	10
	18	269	27	183	19	6	11	0	23

REPRESENTATIVE IN CONGRESS
28TH DISTRICT
DETAIL

LEGISLATIVE DISTRICT OR TOWN	ELECTION DISTRICT	TOTAL VOTERS	HENRY F. WOJTASZEK	LOUISE M. SLAUGHTER	HENRY F. WOJTASZEK	HENRY F. WOJTASZEK	LOUISE M. SLAUGHTER	SCATTER	BLANK AND VOID
			REP	DEM	IND	CON	WOR		
Leg. Dist. 25									
	19	6	2	2	1	1	0	0	0
	20	238	27	147	16	7	4	0	37
	21	92	14	70	2	2	3	0	1
	22	164	5	136	5	3	9	0	6
	23	49	5	35	0	1	3	0	5
Leg. Dist. 25		4,393	263	3,439	132	65	177	0	317
Leg. Dist. 26									
	1	194	42	115	9	7	13	0	8
	2	99	13	69	4	4	4	0	5
	3	210	40	133	14	8	7	0	8
	4	225	51	131	14	10	5	0	14
	5	219	30	154	10	4	5	1	15
	7	219	35	136	16	8	6	0	18
	8	267	44	187	11	6	9	0	10
	9	246	49	150	13	9	14	0	11
	10	262	40	170	19	8	13	0	12
	11	269	53	164	14	11	10	0	17
	12/28-19	308	48	208	16	11	12	0	13
	13/28-21	166	26	110	9	9	3	0	9
	14	224	50	138	6	8	8	0	14
	15	248	36	177	7	5	10	0	13
	16	213	31	139	15	10	12	0	6
	17	2	0	0	1	1	0	0	0
Leg. Dist. 26		3,371	588	2,181	178	119	131	1	173
Leg. Dist. 27									
	1	296	28	230	4	8	15	0	11

REPRESENTATIVE IN CONGRESS
28TH DISTRICT
DETAIL

LEGISLATIVE DISTRICT OR TOWN	ELECTION DISTRICT	TOTAL VOTERS	HENRY F. WOJTASZEK	LOUISE M. SLAUGHTER	HENRY F. WOJTASZEK	HENRY F. WOJTASZEK	LOUISE M. SLAUGHTER	SCATTER	BLANK AND VOID
			REP	DEM	IND	CON	WOR		
Leg. Dist. 27									
	2	289	30	213	8	6	19	0	13
	3	276	29	200	10	2	23	0	12
	4	299	27	219	5	9	31	0	8
	5	318	18	256	5	4	25	0	10
	6	280	31	207	7	12	7	0	16
	7	281	23	215	10	2	14	0	17
	8	266	21	190	12	3	14	0	26
	9	324	10	265	10	2	24	1	12
	10	284	30	214	4	7	18	0	11
	11	312	32	241	3	4	17	0	15
	12	255	17	211	8	2	8	0	9
	13	277	12	232	2	2	11	0	18
	14	181	5	142	10	5	7	0	12
	15	239	9	193	8	1	16	0	12
	16	299	13	242	6	2	16	0	20
	17	126	12	100	3	3	2	0	6
	18	169	4	142	3	2	3	0	15
	19	285	11	239	4	9	13	0	9
	20	177	6	136	7	1	7	0	20
	21	132	5	111	2	6	4	0	4
	22	261	10	220	2	3	7	0	19
	23	188	5	158	2	1	11	0	11
	27	234	30	159	19	2	6	0	18
	28	204	16	153	6	3	5	0	21
Leg. Dist. 27		6,252	434	4,888	160	101	323	1	345
Leg. Dist. 28									
	1	181	28	122	9	6	4	0	12
	2	179	34	116	7	5	8	0	9

REPRESENTATIVE IN CONGRESS
28TH DISTRICT
DETAIL

LEGISLATIVE DISTRICT OR TOWN	ELECTION DISTRICT	TOTAL VOTERS	HENRY F. WOJTASZEK	LOUISE M. SLAUGHTER	HENRY F. WOJTASZEK	HENRY F. WOJTASZEK	LOUISE M. SLAUGHTER	SCATTER	BLANK AND VOID
			REP	DEM	IND	CON	WOR		
Leg. Dist. 28									
	3	127	15	100	4	3	3	0	2
	4	248	36	164	12	5	10	0	21
	5	159	33	102	7	2	4	0	11
	6	205	39	133	9	5	7	0	12
	7	248	39	167	3	5	11	0	23
	8	179	19	110	7	3	8	0	32
	9	113	13	76	6	3	5	0	10
	10	122	19	73	11	8	4	0	7
	11/25	211	38	136	11	6	9	0	11
	12	126	11	80	8	8	9	0	10
	13	180	28	118	10	6	11	0	7
	14	188	18	133	11	9	5	0	12
	15	109	18	67	4	8	1	0	11
	16	160	25	100	11	11	4	0	9
	17	61	7	40	4	2	2	0	6
	18	258	45	165	13	5	11	0	19
	22	106	9	78	2	1	5	0	11
	23	242	35	171	10	7	4	0	15
	24	25	2	16	3	1	1	0	2
Leg. Dist. 28		3,427	511	2,267	162	109	126	0	252
Leg. Dist. 29									
	1	33	4	26	1	1	0	0	1
	2	61	2	50	2	0	3	0	4
	3/7	149	20	113	3	0	2	0	11
	4	259	29	192	12	5	6	0	15
	5	249	35	168	13	5	6	0	22
	6	166	22	113	6	4	6	0	15
	8	202	24	148	11	1	4	0	14

REPRESENTATIVE IN CONGRESS
28TH DISTRICT
DETAIL

LEGISLATIVE DISTRICT OR TOWN	ELECTION DISTRICT	TOTAL VOTERS	HENRY F. WOJTASZEK	LOUISE M. SLAUGHTER	HENRY F. WOJTASZEK	HENRY F. WOJTASZEK	LOUISE M. SLAUGHTER	SCATTER	BLANK AND VOID
			REP	DEM	IND	CON	WOR		
Leg. Dist. 29									
	9	180	20	126	13	3	5	0	13
	10	206	20	151	7	7	7	0	14
	11	174	31	119	9	6	3	0	6
	12	188	22	138	9	4	7	0	8
	13	167	16	121	4	0	10	0	16
	14	194	27	135	7	5	9	0	11
	15	170	17	122	8	7	4	0	12
	16	77	4	61	3	1	6	0	2
	18	216	34	138	13	6	11	0	14
	19	165	26	106	10	6	8	0	9
	20	243	19	185	13	2	6	0	18
	21	253	33	167	11	11	9	0	22
	22	125	12	86	3	2	5	0	17
	23	241	28	154	7	2	6	0	44
	24	275	36	188	10	10	9	0	22
	25	251	45	155	13	1	7	0	30
	26	164	11	132	9	2	4	0	6
	27	74	5	52	6	1	4	0	6
Leg. Dist. 29		4,482	542	3,146	203	92	147	0	352
CITY		44,870	5,577	31,891	1,704	1,075	1,839	6	2,778
Brighton									
	3	308	86	176	9	8	7	0	22
	6	480	119	297	22	14	14	1	13
	7	293	74	174	11	14	10	0	10
	8	364	111	200	21	8	7	0	17
	11	411	101	254	27	8	9	0	12
	15	275	69	168	6	12	8	0	12

REPRESENTATIVE IN CONGRESS
28TH DISTRICT
DETAIL

LEGISLATIVE DISTRICT OR TOWN	ELECTION DISTRICT	TOTAL VOTERS	HENRY F. WOJTASZEK	LOUISE M. SLAUGHTER	HENRY F. WOJTASZEK	HENRY F. WOJTASZEK	LOUISE M. SLAUGHTER	SCATTER	BLANK AND VOID
			REP	DEM	IND	CON	WOR		
Brighton									
	16	267	102	139	13	4	5	0	4
	18	336	72	218	15	8	13	0	10
	24	262	59	162	12	11	5	0	13
	28	440	95	303	9	9	8	0	16
	29	240	73	134	10	6	5	0	12
	34	318	67	207	15	15	7	0	7
	38	404	91	275	15	6	8	0	9
	39	267	54	172	14	6	10	0	11
Brighton		4,665	1,173	2,879	199	129	116	1	168
Chili									
	31	17	8	6	1	0	0	0	2
Chili		17	8	6	1	0	0	0	2
East Rochester									
	1	363	80	208	15	11	13	0	36
	2	292	78	158	13	12	2	0	29
	3	326	90	183	11	5	6	0	31
	4	293	67	155	20	13	12	0	26
	5	254	51	160	10	9	3	0	21
	6	273	66	149	16	8	10	0	24
	7	286	63	171	9	6	8	0	29
East Rochester		2,087	495	1,184	94	64	54	0	196
Greece									
	1	291	81	147	19	15	7	0	22
	2	303	96	146	16	20	9	0	16
	16	205	48	116	12	6	11	0	12

REPRESENTATIVE IN CONGRESS
28TH DISTRICT
DETAIL

LEGISLATIVE DISTRICT OR TOWN	ELECTION DISTRICT	TOTAL VOTERS	HENRY F. WOJTASZEK	LOUISE M. SLAUGHTER	HENRY F. WOJTASZEK	HENRY F. WOJTASZEK	LOUISE M. SLAUGHTER	SCATTER	BLANK AND VOID
			REP	DEM	IND	CON	WOR		
Greece									
	21	325	77	175	18	14	7	0	34
	30	252	55	152	10	5	8	0	22
	34	336	90	174	21	12	5	0	34
	35	279	60	152	16	22	3	0	26
	38	341	102	176	13	16	11	0	23
	41	323	76	175	9	16	14	0	33
	48	248	64	132	13	9	6	0	24
	74	256	54	141	21	17	7	0	16
	76	240	82	107	19	10	6	0	16
	78	253	72	134	13	7	10	0	17
	82	247	47	142	17	13	7	0	21
	84	396	107	195	32	15	15	0	32
Greece		4,295	1,111	2,264	249	197	126	0	348
Hamlin									
	1	287	103	129	18	19	4	0	14
	2	354	141	139	30	21	5	0	18
	3	238	80	107	14	16	8	0	13
	4	226	76	97	13	18	4	0	18
	5	275	102	120	12	17	8	0	16
	6	196	61	94	9	9	6	0	17
	7	377	133	165	24	18	7	0	30
	8	243	77	107	14	17	8	0	20
	9	203	66	98	12	10	4	0	13
	10	350	152	131	28	16	7	0	16
Hamlin		2,749	991	1,187	174	161	61	0	175
Irondequoit									

REPRESENTATIVE IN CONGRESS
28TH DISTRICT
DETAIL

LEGISLATIVE DISTRICT OR TOWN	ELECTION DISTRICT	TOTAL VOTERS	HENRY F. WOJTASZEK	LOUISE M. SLAUGHTER	HENRY F. WOJTASZEK	HENRY F. WOJTASZEK	LOUISE M. SLAUGHTER	SCATTER	BLANK AND VOID
			REP	DEM	IND	CON	WOR		
Irondequoit									
	5	314	62	209	11	10	6	0	16
	11	206	59	108	7	11	4	0	17
	12	267	54	158	10	18	6	0	21
	13	434	80	290	12	17	12	0	23
	19	350	59	233	18	6	11	0	23
	23	298	62	177	11	13	14	0	21
	26	231	56	129	11	3	11	0	21
	29	271	60	172	4	1	12	1	21
	31	311	61	205	15	8	7	0	15
	34	462	133	245	20	16	6	0	42
	35	241	51	145	13	6	6	0	20
	36	182	35	106	12	4	9	0	16
	37	271	67	161	4	7	8	1	23
	39	199	32	116	22	3	6	0	20
	41	328	74	201	10	6	14	0	23
	43	247	43	150	17	11	6	0	20
	50	231	44	133	8	4	13	0	29
	52	327	50	210	11	11	10	0	35
	54	114	22	68	2	5	7	0	10
	57	457	119	250	27	15	22	0	24
	61	419	102	231	27	16	14	0	29
	65	208	53	114	12	4	5	0	20
	66	146	21	106	5	3	2	0	9
	67	233	42	137	15	8	6	0	25
	69	165	28	105	9	2	4	0	17
Irondequoit		6,912	1,469	4,159	313	208	221	2	540
Parma									
	9	378	139	171	21	13	10	0	24

REPRESENTATIVE IN CONGRESS
28TH DISTRICT
DETAIL

LEGISLATIVE DISTRICT OR TOWN	ELECTION DISTRICT	TOTAL VOTERS	HENRY F. WOJTASZEK	LOUISE M. SLAUGHTER	HENRY F. WOJTASZEK	HENRY F. WOJTASZEK	LOUISE M. SLAUGHTER	SCATTER	BLANK AND VOID
			REP	DEM	IND	CON	WOR		
Parma									
	10	356	136	136	22	32	7	0	23
Parma		734	275	307	43	45	17	0	47
Penfield									
	1	165	37	89	12	16	6	0	5
	8	384	72	232	28	10	17	0	25
	9	480	115	290	26	16	8	0	25
	10	301	80	173	13	19	2	0	14
	16	170	55	94	3	6	1	0	11
	22	346	85	209	13	15	8	0	16
Penfield		1,846	444	1,087	95	82	42	0	96
Perinton									
	4	307	65	194	18	6	6	0	18
	5	181	56	94	6	6	5	0	14
	6	316	83	194	8	14	5	0	12
	7	415	119	241	17	13	4	0	21
	10	416	102	246	24	18	8	0	18
	11	280	66	175	13	9	7	0	10
	12	364	92	225	16	13	6	0	12
	14	371	94	229	14	16	5	0	13
	16	306	83	196	12	7	3	0	5
	20	379	111	219	9	21	2	0	17
	21	410	122	215	15	19	10	0	29
	22	283	71	181	10	7	2	0	12
	25	264	60	157	13	14	11	0	9
	26	423	116	234	27	17	11	0	18
	29	252	66	150	11	9	5	0	11

REPRESENTATIVE IN CONGRESS
28TH DISTRICT
DETAIL

LEGISLATIVE DISTRICT OR TOWN	ELECTION DISTRICT	TOTAL VOTERS	HENRY F. WOJTASZEK REP	LOUISE M. SLAUGHTER DEM	HENRY F. WOJTASZEK IND	HENRY F. WOJTASZEK CON	LOUISE M. SLAUGHTER WOR	SCATTER	BLANK AND VOID
Perinton									
	40	288	85	156	14	17	5	0	11
	41	257	74	142	9	14	6	0	12
	46	213	53	133	8	7	2	0	10
Perinton		5,725	1,518	3,381	244	227	103	0	252
TOWNS		29,030	7,484	16,454	1,412	1,113	740	3	1,824
GRAND TOTAL:		73,900	13,061	48,345	3,116	2,188	2,579	9	4,602

REPRESENTATIVE IN CONGRESS
29TH DISTRICT
SUMMARY

LEGISLATIVE DISTRICT OR TOWN	TOTAL VOTERS	AMO HOUGHTON	KISUN J. PETERS	AMO HOUGHTON	WENDY M. JOHNSON	RACHEL TREICHLER	SCATTER	BLANK AND VOID
		REP	DEM	CON	RTL	GRE		
Brighton	9,641	3,734	3,731	317	109	339	7	1,404
Chili	9,886	4,494	2,161	692	299	160	1	2,079
Gates	9,441	3,690	2,287	527	300	119	0	2,518
Henrietta	11,108	4,794	2,930	766	255	229	3	2,131
Mendon	3,631	1,965	728	226	57	108	0	547
Penfield	3,701	1,817	874	216	61	66	0	667
Perinton	13,877	7,213	2,990	737	261	257	3	2,416
Pittsford	12,060	6,578	2,624	605	161	265	3	1,824
Rush	1,658	867	317	104	42	54	0	274
GRAND TOTAL:	75,003	35,152	18,642	4,190	1,545	1,597	17	13,860

REPRESENTATIVE IN CONGRESS
29TH DISTRICT
DETAIL

LEGISLATIVE DISTRICT OR TOWN	ELECTION DISTRICT	TOTAL VOTERS	AMO	KISUN	AMO	WENDY	RACHEL	SCATTER	BLANK AND VOID
			HOUGHTON REP	J. PETERS DEM	HOUGHTON CON	M. JOHNSON RTL	TREICHLER GRE		
Brighton	1	370	149	131	16	5	19	0	50
	2	247	97	77	17	5	11	0	40
	4	303	103	148	9	1	12	0	30
	5	328	101	136	8	2	23	0	58
	9	292	121	116	16	4	11	0	24
	10	372	183	124	11	1	8	1	44
	12	450	176	176	11	4	17	1	65
	13	275	112	99	7	2	13	0	42
	14	183	64	74	8	4	13	0	20
	17	201	29	126	1	4	1	1	39
	19	232	95	93	14	2	9	0	19
	20	243	77	99	9	6	10	0	42
	21	278	110	110	12	3	11	0	32
	22	369	173	119	8	3	6	0	60
	23	327	117	145	12	3	12	0	38
	25	267	97	117	9	5	11	0	28
	26	295	113	98	12	8	12	0	52
	27	275	111	116	7	1	10	0	30
	30	529	200	183	13	8	12	0	113
	31	291	129	104	9	5	11	0	33
	32	379	158	146	7	1	13	0	54
	33	390	181	131	17	2	7	0	52
	35	326	122	137	8	3	8	1	47
	36	237	68	101	8	6	15	2	37
	37	345	123	138	11	0	15	0	58
	40	511	226	187	17	3	11	1	66
	41	359	119	152	5	6	12	0	65
	42	115	39	43	6	3	3	0	21
	43	339	137	119	12	5	7	0	59
	44	152	58	48	3	1	10	0	32
	45	206	87	69	10	2	4	0	34

REPRESENTATIVE IN CONGRESS
29TH DISTRICT
DETAIL

LEGISLATIVE DISTRICT OR TOWN	ELECTION DISTRICT	TOTAL VOTERS	AMO	KISUN	AMO	WENDY	RACHEL	SCATTER	BLANK AND VOID
			HOUGHTON REP	J. PETERS DEM	HOUGHTON CON	M. JOHNSON RTL	TREICHLER GRE		
Brighton	46	155	59	69	4	1	2	0	20
Brighton		9,641	3,734	3,731	317	109	339	7	1,404
Chili	1	301	154	53	17	18	1	0	58
	2	378	178	61	33	7	9	0	90
	3	379	169	99	22	15	11	0	63
	4	240	105	58	24	2	4	0	47
	5	306	140	60	21	11	4	0	70
	6	350	164	64	22	14	7	0	79
	7	174	74	40	15	3	2	0	40
	9	316	149	70	24	15	8	0	50
	10	268	146	32	34	11	5	0	40
	11	389	182	99	15	7	6	1	79
	12	449	211	92	36	10	5	0	95
	13	452	215	98	31	12	8	0	88
	14	360	168	79	34	12	3	0	64
	15	329	172	50	22	9	5	0	71
	16	395	192	87	26	10	6	0	74
	17	681	331	137	43	23	7	0	140
	18	461	206	80	36	16	13	0	110
	19	294	147	64	16	5	3	0	59
	20	461	186	112	23	21	8	0	111
	21	252	125	55	13	4	3	0	52
	22	396	159	111	17	9	5	0	95
	23	249	114	48	17	7	4	0	59
	24	368	150	94	28	8	7	0	81
	25	258	87	97	18	8	6	0	42
	26	403	170	80	29	10	3	0	111
	27	304	123	58	32	12	8	0	71
	28	264	93	82	20	3	2	0	64
	29	228	96	56	14	10	7	0	45

REPRESENTATIVE IN CONGRESS
29TH DISTRICT
DETAIL

LEGISLATIVE DISTRICT OR TOWN	ELECTION DISTRICT	TOTAL VOTERS	AMO	KISUN	AMO	WENDY	RACHEL	SCATTER	BLANK AND VOID
			HOUGHTON REP	J. PETERS DEM	HOUGHTON CON	M. JOHNSON RTL	TREICHLER GRE		
Chili	30	181	88	45	10	7	0	0	31
Chili		9,886	4,494	2,161	692	299	160	1	2,079
Gates	1	211	82	40	22	6	5	0	56
	2	293	124	59	14	2	4	0	90
	3	195	63	72	6	8	4	0	42
	4	296	111	65	18	10	3	0	89
	5	400	194	76	20	10	4	0	96
	6	327	138	70	13	7	5	0	94
	7	382	169	78	15	15	6	0	99
	8	233	97	49	7	6	2	0	72
	9	363	112	100	16	11	6	0	118
	10	181	80	41	13	4	1	0	42
	11	209	76	49	17	9	2	0	56
	12	186	77	46	9	4	2	0	48
	13	319	101	67	17	14	3	0	117
	14	246	81	66	9	5	1	0	84
	15	382	160	85	17	20	7	0	93
	16	246	90	72	11	9	2	0	62
	17	251	91	64	14	9	1	0	72
	18	310	150	49	23	11	5	0	72
	19	284	106	75	23	6	0	0	74
	20	275	113	71	15	6	8	0	62
	21	276	112	68	14	5	0	0	77
	22	242	109	54	17	11	3	0	48
	23	280	106	68	24	7	6	0	69
	24	301	119	78	16	11	4	0	73
	25	295	119	76	14	9	0	0	77
	26	334	133	72	19	15	4	0	91
	27	353	116	107	21	17	3	0	89
	28	231	81	68	6	9	3	0	64

REPRESENTATIVE IN CONGRESS
29TH DISTRICT
DETAIL

LEGISLATIVE DISTRICT OR TOWN	ELECTION DISTRICT	TOTAL VOTERS	AMO	KISUN	AMO	WENDY	RACHEL	SCATTER	BLANK AND VOID
			HOUGHTON REP	J. PETERS DEM	HOUGHTON CON	M. JOHNSON RTL	TREICHLER GRE		
Gates									
	29	267	95	75	15	8	5	0	69
	30	180	54	56	6	6	5	0	53
	31	225	81	56	13	3	3	0	69
	32	324	129	76	26	9	5	0	79
	33	148	62	35	12	5	2	0	32
	34	210	85	55	16	6	5	0	43
	35	186	74	49	9	7	0	0	47
Gates		9,441	3,690	2,287	527	300	119	0	2,518
Henrietta									
	1	403	187	88	31	6	11	1	79
	2	271	126	59	23	7	4	0	52
	3	204	91	56	10	2	9	0	36
	4	267	109	85	20	5	6	0	42
	5	343	150	75	23	13	8	0	74
	6	351	145	85	17	10	8	0	86
	7	316	136	94	27	10	7	0	42
	8	324	137	83	20	4	7	1	72
	9	261	90	71	19	6	7	0	68
	10	313	121	73	27	7	5	0	80
	11	292	92	101	22	9	2	0	66
	12	338	158	102	23	5	7	0	43
	13	334	140	96	32	8	7	0	51
	14	251	107	65	18	6	7	0	48
	15	321	110	94	28	11	7	0	71
	16	236	82	81	14	7	7	0	45
	17	398	175	105	23	11	8	0	76
	18	380	145	116	19	6	7	0	87
	19	285	133	61	33	7	9	0	42
	20	494	238	116	33	9	6	0	92
	21	277	115	70	21	10	7	0	54
	22	442	219	109	26	8	6	0	74

REPRESENTATIVE IN CONGRESS
29TH DISTRICT
DETAIL

LEGISLATIVE DISTRICT OR TOWN	ELECTION DISTRICT	TOTAL VOTERS	AMO	KISUN	AMO	WENDY	RACHEL	SCATTER	BLANK AND VOID
			HOUGHTON REP	J. PETERS DEM	HOUGHTON CON	M. JOHNSON RTL	TREICHLER GRE		
Henrietta									
	23	293	125	75	25	5	9	0	54
	24	275	115	78	15	6	3	0	58
	25	316	149	79	26	3	3	0	56
	26	426	187	109	28	6	4	1	91
	27	431	202	94	33	11	21	0	70
	28	371	188	76	22	8	8	0	69
	29	354	150	115	21	14	7	0	47
	30	481	219	127	30	9	8	0	88
	31	208	77	58	14	6	2	0	51
	32	375	171	98	25	6	4	0	71
	33	265	129	72	8	9	4	0	43
	34	212	76	64	10	5	4	0	53
		11,108	4,794	2,930	766	255	229	3	2,131
Henrietta									
Mendon									
	1	470	250	89	30	9	18	0	74
	2	417	206	85	30	9	10	0	77
	3	488	301	81	31	7	12	0	56
	4	378	174	88	22	7	15	0	72
	5	436	260	84	25	6	10	0	51
	6	396	209	86	26	3	15	0	57
	7	468	265	87	27	6	13	0	70
	8	194	88	52	13	2	7	0	32
	9	384	212	76	22	8	8	0	58
		3,631	1,965	728	226	57	108	0	547
Mendon									
Penfield									
	3	273	138	45	24	5	7	0	54
	7	361	183	80	27	6	8	0	57
	11	242	112	53	11	3	6	0	57
	18	267	138	67	15	3	2	0	42
	27	423	237	83	30	12	5	0	56

REPRESENTATIVE IN CONGRESS
29TH DISTRICT
DETAIL

LEGISLATIVE DISTRICT OR TOWN	ELECTION DISTRICT	TOTAL VOTERS	AMO	KISUN	AMO	WENDY	RACHEL	SCATTER	BLANK AND VOID
			HOUGHTON REP	J. PETERS DEM	HOUGHTON CON	M. JOHNSON RTL	TREICHLER GRE		
Penfield	28	275	120	68	15	3	9	0	60
	29	450	198	116	21	5	10	0	100
	31	233	110	61	10	6	1	0	45
	32	287	127	68	12	7	5	0	68
	35	391	195	100	22	3	9	0	62
	36	306	163	88	12	3	3	0	37
	39	193	96	45	17	5	1	0	29
Penfield		3,701	1,817	874	216	61	66	0	667
Perinton	1	479	260	104	23	9	8	0	75
	2	437	270	73	21	8	12	0	53
	3	352	180	81	14	7	3	0	67
	8	362	185	80	27	6	13	1	50
	9	464	237	96	35	9	7	0	80
	13	321	200	56	18	3	6	0	38
	15	326	149	80	22	4	10	0	61
	17	396	204	100	16	4	8	0	64
	18	362	167	82	19	10	5	0	79
	19	345	180	75	22	7	4	0	57
	23	386	217	70	20	7	6	1	65
	24	530	256	112	31	13	6	0	112
	27	312	167	68	15	7	6	1	48
	28	314	164	70	15	10	4	0	51
	30	338	180	69	20	3	4	0	62
	31	453	228	87	27	6	9	0	96
	32	317	141	85	9	7	6	0	69
	33	376	203	78	22	4	5	0	64
	34	371	200	84	15	6	5	0	61
	35	331	169	68	16	11	7	0	60
	36	211	97	59	10	4	2	0	39
	37	364	171	76	28	7	6	0	76

REPRESENTATIVE IN CONGRESS
29TH DISTRICT
DETAIL

LEGISLATIVE DISTRICT OR TOWN	ELECTION DISTRICT	TOTAL VOTERS	AMO	KISUN	AMO	WENDY	RACHEL	SCATTER	BLANK AND VOID
			HOUGHTON REP	J. PETERS DEM	HOUGHTON CON	M. JOHNSON RTL	TREICHLER GRE		
Perinton	38	415	168	119	23	6	9	0	90
	39	385	194	71	24	10	9	0	77
	42	306	123	86	13	6	7	0	71
	43	493	236	117	26	9	9	0	96
	44	295	155	76	9	6	8	0	41
	45	596	330	109	26	21	9	0	101
	47	367	190	69	22	10	6	0	70
	48	261	128	60	9	2	6	0	56
	49	301	174	54	15	2	4	0	52
	50	149	39	66	8	4	6	0	26
	51	342	226	45	19	3	6	0	43
	52	338	170	77	17	4	8	0	62
	53	318	177	81	18	4	9	0	29
	54	498	291	89	24	11	7	0	76
	55	348	222	56	14	5	5	0	46
	56	318	165	62	25	6	7	0	53
Perinton		13,877	7,213	2,990	737	261	257	3	2,416
Pittsford	1	333	181	81	21	2	9	0	39
	2	331	170	77	20	5	14	0	45
	3	479	285	92	17	6	6	1	72
	4	431	244	93	15	7	10	0	62
	5	287	141	78	7	7	10	0	44
	6	420	218	87	15	4	11	0	85
	7	205	121	37	7	4	4	0	32
	8	381	254	60	21	5	3	0	38
	9	412	228	94	19	4	5	0	62
	10	601	293	103	16	12	12	1	164
	11	338	180	62	16	3	9	0	68
	12	315	191	61	17	2	5	0	39
	13	292	157	61	23	3	13	0	35

REPRESENTATIVE IN CONGRESS
29TH DISTRICT
DETAIL

LEGISLATIVE DISTRICT OR TOWN	ELECTION DISTRICT	TOTAL VOTERS	AMO	KISUN	AMO	WENDY	RACHEL	SCATTER	BLANK AND VOID
			HOUGHTON REP	J. PETERS DEM	HOUGHTON CON	M. JOHNSON RTL	TREICHLER GRE		
Pittsford	14	304	170	48	18	7	6	0	55
	15	271	115	73	13	6	7	0	57
	16	304	162	69	17	4	5	0	47
	17	483	250	129	21	4	14	0	65
	18	380	164	104	16	5	14	1	76
	19	252	126	57	18	3	7	0	41
	20	367	218	87	20	1	2	0	39
	21	426	229	105	16	6	15	0	55
	22	456	231	124	34	3	6	0	58
	23	333	185	60	26	8	9	0	45
	24	434	263	82	17	4	7	0	61
	25	358	188	102	16	6	3	0	43
	26	399	211	89	26	7	11	0	55
	27	345	202	69	28	3	8	0	35
	28	321	166	82	11	4	4	0	54
	29	337	174	69	21	7	6	0	60
	30	286	165	61	10	4	10	0	36
	31	392	225	84	24	4	6	0	49
	32	381	216	87	12	4	5	0	57
	33	406	255	57	27	7	9	0	51
Pittsford		12,060	6,578	2,624	605	161	265	3	1,824
Rush	1	424	229	79	21	6	13	0	76
	2	333	169	63	24	15	6	0	56
	3	468	246	98	27	8	20	0	69
	4	433	223	77	32	13	15	0	73
Rush		1,658	867	317	104	42	54	0	274
GRAND TOTAL:		75,003	35,152	18,642	4,190	1,545	1,597	17	13,860

STATE SENATOR
54TH DISTRICT
DETAIL

LEGISLATIVE DISTRICT OR TOWN	ELECTION DISTRICT	TOTAL VOTERS	MICHAEL F. NOZZOLIO	MICHAEL F. NOZZOLIO	MICHAEL F. NOZZOLIO	JOANNE M. VACCA	SCATTER	BLANK AND VOID
			REP	IND	CON	RTL		
Webster								
	1	383	190	62	26	16	0	89
	2	339	144	48	10	12	0	125
	3	334	157	57	21	8	0	91
	4	224	99	48	7	9	0	61
	5	376	172	58	25	8	0	113
	6	378	176	67	24	11	0	100
	7	434	195	70	29	17	0	123
	8	352	168	61	22	12	0	89
	9	464	249	65	30	11	0	109
	10	390	205	75	27	10	0	73
	11	298	156	52	15	8	0	67
	12	461	216	67	32	8	0	138
	13	360	168	57	19	7	0	109
	14	343	164	52	16	10	0	101
	15	249	104	44	19	9	0	73
	16	365	160	65	16	2	0	122
	17	266	126	36	24	10	0	70
	18	310	140	47	14	4	0	105
	19	422	208	73	28	8	1	104
	20	404	180	72	30	13	0	109
	21	467	227	74	25	11	1	129
	22	418	184	85	22	10	0	117
	23	344	163	53	19	11	1	97
	24	486	223	89	35	14	0	125
	25	341	145	52	17	10	0	117
	26	347	177	50	19	10	2	89
	27	295	158	36	18	8	0	75
	28	325	172	53	20	7	0	73
	29	313	148	41	24	5	0	95
	30	244	105	27	7	6	0	99
	31	307	142	53	19	3	0	90
	32	354	172	52	24	11	0	95
	33	402	206	59	31	9	1	96
	34	218	120	36	9	3	0	50
	35	230	114	35	15	6	0	60
	36	333	190	45	23	11	0	64
	37	394	204	54	26	16	0	94
	38	505	223	82	24	14	1	161
	39	325	181	49	7	7	0	81
	40	430	211	64	17	8	0	130
	41	292	151	47	17	7	0	70
	42	344	162	64	23	5	0	90
	43	241	113	45	12	3	0	68
GRAND TOTAL:		15,107	7,268	2,421	887	388	7	4,136

STATE SENATOR
55TH DISTRICT
SUMMARY

LEGISLATIVE DISTRICT OR TOWN	TOTAL VOTERS	JIM ALESI		SCATTER	BLANK AND VOID
		REP	CON		
Leg. Dist. 21	2,959	966	226	5	1,762
Leg. Dist. 23	2,231	847	193	2	1,189
Leg. Dist. 24	196	72	11	1	112
Leg. Dist. 25	49	12	0	0	37
Leg. Dist. 26	2,342	853	213	2	1,274
Leg. Dist. 28	499	173	39	0	287
Leg. Dist. 29	2,478	641	133	1	1,703
CITY	10,754	3,564	815	11	6,364
Chili	10,231	5,581	1,072	2	3,576
East Rochester	2,086	1,157	213	1	715
Henrietta	11,098	6,039	1,150	2	3,907
Irondequoit	21,182	10,394	1,755	12	9,021
Mendon	3,625	2,219	317	3	1,086
Penfield	14,130	8,003	1,211	5	4,911
Perinton	19,595	11,849	1,593	9	6,144
Pittsford	12,046	7,303	823	5	3,915
Riga	2,144	1,194	216	1	733
Rush	1,656	990	176	0	490
Wheatland	1,996	1,051	219	0	726
TOWNS	99,789	55,780	8,745	40	35,224
GRAND TOTAL:	110,543	59,344	9,560	51	41,588

STATE SENATOR
55TH DISTRICT
DETAIL

LEGISLATIVE DISTRICT OR TOWN	ELECTION DISTRICT	TOTAL VOTERS	JIM ALESI	JIM ALESI	SCATTER	BLANK AND VOID
			REP	CON		
Leg. Dist. 21						
	1	256	72	26	2	156
	3	139	46	6	0	87
	4	166	39	13	0	114
	5 /16	328	115	28	1	184
	7	384	141	34	0	209
	12	290	95	20	0	175
	14	346	112	32	0	202
	15	300	81	23	0	196
	20	137	54	9	0	74
	21	226	60	10	0	156
	24	275	110	19	2	144
	30	20	9	0	0	11
	33	92	32	6	0	54
Leg. Dist. 21		2,959	966	226	5	1,762
Leg. Dist. 23						
	13	218	73	26	1	118
	17	345	139	31	0	175
	18	295	108	27	0	160
	19	286	131	26	0	129
	25	418	148	25	1	244
	26	450	158	38	0	254
	27	219	90	20	0	109
Leg. Dist. 23		2,231	847	193	2	1,189
Leg. Dist. 24						
	6	196	72	11	1	112
Leg. Dist. 24		196	72	11	1	112
Leg. Dist. 25						
	23	49	12	0	0	37
Leg. Dist. 25		49	12	0	0	37
Leg. Dist. 26						
	1	194	72	13	0	109
	7	219	85	25	0	109
	8	264	75	25	0	164
	9	245	89	27	0	129
	10	262	107	23	0	132
	12 /28-19	308	110	21	1	176
	13 /28-21	166	58	14	0	94
	14	224	85	27	1	111
	15	247	87	24	0	136
	16	213	85	14	0	114
Leg. Dist. 26		2,342	853	213	2	1,274
Leg. Dist. 28						
	18	258	93	21	0	144
	23	241	80	18	0	143
Leg. Dist. 28		499	173	39	0	287
Leg. Dist. 29						
	4	256	93	8	0	155
	5	249	61	16	0	172

STATE SENATOR
55TH DISTRICT
DETAIL

LEGISLATIVE DISTRICT OR TOWN	ELECTION DISTRICT	TOTAL VOTERS	JIM ALESI	JIM ALESI	SCATTER	BLANK AND VOID
			REP	CON		
Leg. Dist. 29						
	6	166	54	12	0	100
	8	202	46	8	1	147
	9	180	40	11	0	129
	11	174	57	12	0	105
	18	216	76	16	0	124
	19	165	33	11	0	121
	21	253	59	21	0	173
	22	125	19	2	0	104
	23	241	33	5	0	203
	25	251	70	11	0	170
Leg. Dist. 29		<u>2,478</u>	<u>641</u>	<u>133</u>	<u>1</u>	<u>1,703</u>
CITY		10,754	3,564	815	11	6,364
Chili						
	1	301	178	28	0	95
	2	377	226	43	0	108
	3	379	208	35	0	136
	4	240	137	28	0	75
	5	306	159	34	0	113
	6	350	180	40	1	129
	7	174	94	18	0	62
	8	333	178	45	0	110
	9	316	176	37	0	103
	10	267	157	43	0	67
	11	389	223	35	0	131
	12	449	239	52	0	158
	13	452	269	42	0	141
	14	360	198	46	0	116
	15	329	192	34	0	103
	16	395	223	35	0	137
	17	681	379	62	0	240
	18	461	248	40	0	173
	19	294	169	23	0	102
	20	461	243	54	0	164
	21	252	151	18	0	83
	22	395	188	33	0	174
	23	249	140	26	0	83
	24	368	181	44	0	143
	25	258	111	29	0	118
	26	402	210	43	0	149
	27	304	158	41	0	105
	28	263	119	20	0	124
	29	228	136	20	1	71
	30	181	100	24	0	57
	31	17	11	0	0	6
Chili		<u>10,231</u>	<u>5,581</u>	<u>1,072</u>	<u>2</u>	<u>3,576</u>
East Rochester	1	362	186	41	0	135

STATE SENATOR
55TH DISTRICT
DETAIL

LEGISLATIVE DISTRICT OR TOWN	ELECTION DISTRICT	TOTAL VOTERS	JIM ALESI	JIM ALESI	SCATTER	BLANK AND VOID
			REP	CON		
East Rochester						
	2	292	167	34	0	91
	3	326	210	23	0	93
	4	293	161	40	0	92
	5	254	136	32	0	86
	6	273	156	17	0	100
	7	286	141	26	1	118
East Rochester		2,086	1,157	213	1	715
Henrietta						
	1	403	225	41	0	137
	2	271	161	36	0	74
	3	204	114	14	0	76
	4	267	126	29	0	112
	5	343	191	37	0	115
	6	351	198	32	0	121
	7	316	147	39	0	130
	8	323	171	25	0	127
	9	261	127	25	0	109
	10	312	167	34	0	111
	11	292	127	32	0	133
	12	338	195	37	0	106
	13	333	178	46	0	109
	14	251	136	30	0	85
	15	319	151	35	0	133
	16	236	125	21	0	90
	17	398	212	40	0	146
	18	380	193	29	0	158
	19	285	162	46	0	77
	20	494	287	44	0	163
	21	276	149	31	0	96
	22	442	273	37	0	132
	23	293	149	37	0	107
	24	273	139	27	0	107
	25	316	182	37	0	97
	26	426	234	47	1	144
	27	431	261	43	0	127
	28	370	220	40	0	110
	29	354	192	30	0	132
	30	480	271	45	0	164
	31	208	108	25	0	75
	32	375	198	32	0	145
	33	265	158	29	1	77
	34	212	112	18	0	82
Henrietta		11,098	6,039	1,150	2	3,907
Irondequoit						
	1	395	191	37	0	167
	2	284	152	17	0	115
	3	382	159	42	0	181
	4	286	156	22	0	108

STATE SENATOR
55TH DISTRICT
DETAIL

LEGISLATIVE DISTRICT OR TOWN	ELECTION DISTRICT	TOTAL VOTERS	JIM ALESI		SCATTER	BLANK AND VOID
			REP	CON		
Irondequoit	5	314	140	29	0	145
	6	465	242	45	1	177
	7	448	237	41	0	170
	8	355	210	33	0	112
	9	362	196	18	0	148
	10	329	188	24	0	117
	11	206	110	15	0	81
	12	267	123	29	0	115
	13	433	200	36	0	197
	14	418	197	43	0	178
	15	411	223	28	0	160
	16	376	199	25	1	151
	17	212	122	13	0	77
	18 /72	380	205	38	0	137
	19	350	152	31	0	167
	20	303	169	28	2	104
	21	318	157	25	0	136
	22	349	202	20	1	126
	23	298	136	21	0	141
	24	293	139	31	0	123
	25	301	150	25	0	126
	26	231	111	13	0	107
	27	213	115	18	0	80
	28	261	129	32	0	100
	29	271	135	12	1	123
	30	298	154	32	0	112
	31	311	139	20	0	152
	32	331	184	22	0	125
	33	252	128	14	3	107
	34	462	250	30	0	182
	35	241	116	22	0	103
	36	181	63	13	0	105
	37	271	137	15	0	119
	38	224	86	15	0	123
	39	199	60	12	0	127
	40	209	99	12	0	98
	41	328	147	22	0	159
	42	336	154	50	0	132
	43	247	99	15	1	132
	44	539	290	33	0	216
	45	263	133	21	1	108
	46	340	174	22	0	144
	47	129	70	9	0	50
	48	318	180	33	0	105
	49	270	133	32	1	104
	50	231	95	19	0	117
	51	392	217	24	0	151
	52	327	136	32	0	159

STATE SENATOR
55TH DISTRICT
DETAIL

LEGISLATIVE DISTRICT OR TOWN	ELECTION DISTRICT	TOTAL VOTERS	JIM ALESI	JIM ALESI	SCATTER	BLANK AND VOID
			REP	CON		
Irondequoit						
	53	296	148	17	0	131
	54	114	41	11	0	62
	55	363	171	37	0	155
	56	321	136	33	0	152
	57	457	223	38	0	196
	58	343	156	38	0	149
	59	318	160	31	0	127
	60	334	157	33	0	144
	61	418	212	29	0	177
	62	340	160	29	0	151
	63	241	119	21	0	101
	64 /70	282	146	29	0	107
	65	208	96	18	0	94
	66	146	47	12	0	87
	67	233	95	24	0	114
	68	325	153	31	0	141
	69	165	54	9	0	102
	71	68	31	5	0	32
		<u>21,182</u>	<u>10,394</u>	<u>1,755</u>	<u>12</u>	<u>9,021</u>
Irondequoit						
Mendon						
	1	470	293	45	0	132
	2	414	232	38	0	144
	3	488	323	46	0	119
	4	378	213	31	0	134
	5	436	279	37	0	120
	6	396	232	40	2	122
	7	465	309	33	1	122
	8	194	103	18	0	73
	9	384	235	29	0	120
		<u>3,625</u>	<u>2,219</u>	<u>317</u>	<u>3</u>	<u>1,086</u>
Mendon						
Penfield						
	1	163	75	19	0	69
	2	343	190	33	0	120
	3	273	168	32	0	73
	4	443	259	45	0	139
	5	376	197	26	1	152
	6	304	195	32	0	77
	7	361	214	42	0	105
	8	384	174	38	0	172
	9	477	209	31	0	237
	10	301	153	24	0	124
	11	242	144	19	0	79
	12	421	267	33	1	120
	13	395	183	39	0	173
	14	430	228	53	0	149
	15	414	227	31	1	155
	16	170	101	14	0	55
	17	394	242	32	0	120

STATE SENATOR
55TH DISTRICT
DETAIL

LEGISLATIVE DISTRICT OR TOWN	ELECTION DISTRICT	TOTAL VOTERS	JIM ALESI	JIM ALESI	SCATTER	BLANK AND VOID
			REP	CON		
Penfield	18	267	176	16	0	75
	19	492	270	29	1	192
	20	416	245	34	0	137
	21	420	236	44	0	140
	22	345	143	24	0	178
	23	513	300	40	1	172
	24	490	283	52	0	155
	25	348	200	25	0	123
	26	229	129	22	0	78
	27	423	275	36	0	112
	28	274	158	25	0	91
	29	450	263	31	0	156
	30	540	321	41	0	178
	31	233	138	16	0	79
	32	287	160	23	0	104
	33	352	202	25	0	125
	34	249	140	20	0	89
	35	391	241	27	0	123
	36	306	193	16	0	97
	37	465	263	44	0	158
	38	243	145	22	0	76
39	193	110	28	0	55	
40	313	186	28	0	99	
		<u>14,130</u>	<u>8,003</u>	<u>1,211</u>	<u>5</u>	<u>4,911</u>
Penfield						
Perinton	1	479	300	40	0	139
	2	437	294	32	0	111
	3	351	210	24	0	117
	4	307	160	25	0	122
	5	181	105	13	1	62
	6	316	147	24	0	145
	7	414	234	33	0	147
	8	362	219	39	1	103
	9	464	297	51	0	116
	10	416	224	33	0	159
	11	280	148	22	1	109
	12	364	176	25	0	163
	13	321	219	23	0	79
	14	371	214	27	0	130
	15	326	188	33	0	105
	16	306	175	13	0	118
	17	396	230	22	0	144
	18	362	199	34	1	128
	19	345	230	32	0	83
	20	378	207	28	0	143
	21	410	218	33	0	159
	22	283	151	14	0	118
	23	386	255	28	1	102

STATE SENATOR
55TH DISTRICT
DETAIL

LEGISLATIVE DISTRICT OR TOWN	ELECTION DISTRICT	TOTAL VOTERS	JIM ALESI	JIM ALESI	SCATTER	BLANK AND VOID
			REP	CON		
Perinton						
	24	530	325	47	0	158
	25	264	124	27	0	113
	26	423	214	40	0	169
	27	312	203	15	2	92
	28	314	198	23	0	93
	29	252	142	19	0	91
	30	337	212	32	0	93
	31	453	292	45	0	116
	32	315	187	17	0	111
	33	376	244	26	0	106
	34	371	247	28	0	96
	35	331	211	26	0	94
	36	211	124	20	0	67
	37	364	225	42	0	97
	38	415	249	34	0	132
	39	385	272	41	0	72
	40	288	157	34	0	97
	41	257	141	18	0	98
	42	306	176	25	0	105
	43	493	313	42	0	138
	44	294	187	15	0	92
	45	596	408	38	0	150
	46	213	115	18	0	80
	47	367	227	43	0	97
	48	261	163	19	0	79
	49	301	199	21	0	81
	50	149	62	20	1	66
	51	342	247	26	0	69
	52	338	202	27	0	109
	53	318	194	25	1	98
	54	498	345	40	0	113
	55	348	242	18	0	88
	56	318	202	34	0	82
Perinton		19,595	11,849	1,593	9	6,144
Pittsford						
	1	333	194	27	0	112
	2	329	181	27	0	121
	3	478	294	29	0	155
	4	430	272	21	0	137
	5	287	156	15	0	116
	6	419	236	29	0	154
	7	205	130	9	0	66
	8	380	261	27	0	92
	9	412	258	20	0	134
	10	599	331	32	0	236
	11	337	211	22	0	104
	12	315	202	20	0	93
	13	292	169	19	0	104

STATE SENATOR
55TH DISTRICT
DETAIL

LEGISLATIVE DISTRICT OR TOWN	ELECTION DISTRICT	TOTAL VOTERS	JIM ALESI	JIM ALESI	SCATTER	BLANK AND VOID
			REP	CON		
Pittsford						
	14	303	197	23	0	83
	15	271	154	15	0	102
	16	304	184	25	0	95
	17	483	267	36	0	180
	18	380	197	28	2	153
	19	251	150	22	0	79
	20	367	232	24	0	111
	21	426	250	26	0	150
	22	455	262	40	0	153
	23	333	225	31	0	77
	24	433	273	24	1	135
	25	358	216	22	1	119
	26	398	243	36	0	119
	27	345	223	32	0	90
	28	321	199	19	0	103
	29	337	212	25	0	100
	30	286	170	20	0	96
	31	392	246	27	1	118
	32	381	232	17	0	132
	33	406	276	34	0	96
Pittsford		12,046	7,303	823	5	3,915
Riga						
	1	447	252	36	0	159
	2	362	219	48	0	95
	3	318	167	22	1	128
	4	379	205	40	0	134
	5	315	168	29	0	118
	6	323	183	41	0	99
Riga		2,144	1,194	216	1	733
Rush						
	1	424	263	43	0	118
	2	332	189	43	0	100
	3	468	283	41	0	144
	4	432	255	49	0	128
Rush		1,656	990	176	0	490
Wheatland						
	1	409	223	43	0	143
	2	382	190	52	0	140
	3	475	233	45	0	197
	4	344	184	32	0	128
	5	386	221	47	0	118
Wheatland		1,996	1,051	219	0	726
TOWNS		99,789	55,780	8,745	40	35,224
GRAND TOTAL:		110,543	59,344	9,560	51	41,588

STATE SENATOR
56TH DISTRICT
SUMMARY

LEGISLATIVE DISTRICT OR TOWN	TOTAL VOTERS	JOSEPH E. ROBACH	HARRY B. BRONSON	JOSEPH E. ROBACH	JOSEPH E. ROBACH	BONNIE CANNAN	SCATTER	BLANK AND VOID
		REP	DEM	IND	CON	GRE		
Leg. Dist. 06	1,647	902	250	261	117	23	0	94
Leg. Dist. 07	905	476	171	165	48	11	0	34
Leg. Dist. 21	3,121	773	1,508	269	95	68	0	408
Leg. Dist. 22	3,100	318	1,848	163	75	27	0	669
Leg. Dist. 23	4,730	1,459	2,158	443	136	210	0	324
Leg. Dist. 24	4,015	1,136	1,762	400	116	216	1	384
Leg. Dist. 25	4,340	547	2,511	268	97	113	0	804
Leg. Dist. 26	1,024	502	231	149	57	11	1	73
Leg. Dist. 27	6,015	962	3,506	362	166	88	0	931
Leg. Dist. 28	672	167	282	69	25	9	0	120
Leg. Dist. 29	1,999	443	963	173	52	26	0	342
CITY	31,568	7,685	15,190	2,722	984	802	2	4,183
Brighton	14,274	6,019	5,300	1,362	458	225	1	909
Greece	33,057	19,145	4,582	4,897	2,304	243	4	1,882
Parma	5,081	2,857	701	749	377	39	0	358
TOWNS	52,412	28,021	10,583	7,008	3,139	507	5	3,149
GRAND TOTAL:	83,980	35,706	25,773	9,730	4,123	1,309	7	7,332

STATE SENATOR
56TH DISTRICT
DETAIL

LEGISLATIVE DISTRICT OR TOWN	ELECTION DISTRICT	TOTAL VOTERS	JOSEPH E. ROBACH	HARRY B. BRONSON	JOSEPH E. ROBACH	JOSEPH E. ROBACH	BONNIE CANNAN	SCATTER	BLANK AND VOID
			REP	DEM	IND	CON	GRE		
Leg. Dist. 06									
	1	407	226	66	63	24	6	0	22
	2	194	99	33	28	17	5	0	12
	3	249	166	19	31	22	3	0	8
	4	267	153	38	41	22	0	0	13
	5	260	130	53	40	18	1	0	18
	6	270	128	41	58	14	8	0	21
Leg. Dist. 06		1,647	902	250	261	117	23	0	94
Leg. Dist. 07									
	1	406	220	73	77	18	4	0	14
	2	279	135	63	42	20	3	0	16
	3	220	121	35	46	10	4	0	4
Leg. Dist. 07		905	476	171	165	48	11	0	34
Leg. Dist. 21									
	2	265	86	105	38	13	5	0	18
	6	204	50	92	18	9	10	0	25
	8	109	34	44	17	4	0	0	10
	9	248	85	114	18	8	8	0	15
	10	347	136	140	33	5	5	0	28
	11	138	36	62	9	5	2	0	24
	13	106	14	63	7	1	10	0	11
	17/28	250	72	99	30	8	5	0	36
	18	214	40	111	17	6	6	0	34
	19	82	15	38	9	1	1	0	18
	22	235	41	130	10	11	3	0	40
	23	170	33	87	14	6	2	0	28
	25	228	39	120	14	7	7	0	41
	26	185	14	123	9	6	2	0	31
	27	127	23	78	5	2	1	0	18
	29	93	23	46	9	2	0	0	13
	31/34	105	27	49	10	1	1	0	17
	32	15	5	7	2	0	0	0	1
Leg. Dist. 21		3,121	773	1,508	269	95	68	0	408
Leg. Dist. 22									
	1/29-17	265	53	128	18	10	4	0	52
	2	77	6	48	3	3	0	0	17
	3	163	16	92	7	5	0	0	43
	4	71	6	41	3	4	0	0	17
	5	165	18	95	7	3	1	0	41
	6	147	8	95	5	0	0	0	39
	7	93	7	64	3	0	0	0	19
	8	163	22	89	6	5	6	0	35
	9	121	8	77	4	5	0	0	27

STATE SENATOR
56TH DISTRICT
DETAIL

LEGISLATIVE DISTRICT OR TOWN	ELECTION DISTRICT	TOTAL VOTERS	JOSEPH E. ROBACH	HARRY B. BRONSON	JOSEPH E. ROBACH	JOSEPH E. ROBACH	BONNIE CANNAN	SCATTER	BLANK AND VOID
			REP	DEM	IND	CON	GRE		
Leg. Dist. 22									
	10	137	11	96	4	2	0	0	24
	11	174	21	109	12	2	4	0	26
	12	99	2	60	6	2	1	0	28
	13	67	5	46	2	0	1	0	13
	14	169	21	109	6	2	0	0	31
	15	167	10	108	8	4	2	0	35
	16	68	9	43	1	0	1	0	14
	17	66	3	42	7	8	0	0	6
	18	83	7	51	5	2	1	0	17
	19	119	11	69	7	0	0	0	32
	20	155	17	93	6	4	0	0	35
	21	136	13	86	5	3	3	0	26
	22	197	22	105	14	3	2	0	51
	23	121	12	72	11	4	0	0	22
	24	77	10	30	13	4	1	0	19
Leg. Dist. 22		3,100	318	1,848	163	75	27	0	669
Leg. Dist. 23									
	1	148	56	59	16	5	4	0	8
	2	248	58	115	21	7	23	0	24
	3	168	49	69	15	7	13	0	15
	4	396	129	181	41	13	11	0	21
	5	298	90	139	24	3	22	0	20
	6	150	52	71	5	6	5	0	11
	7	271	76	118	36	5	16	0	20
	8	252	68	126	21	10	15	0	12
	9	158	52	70	13	2	7	0	14
	10	221	70	100	22	4	11	0	14
	11	274	80	149	22	7	3	0	13
	12	343	130	141	33	10	9	0	20
	14	224	58	95	31	7	19	0	14
	15	140	38	60	13	8	7	0	14
	16	234	72	110	17	8	12	0	15
	20	318	95	157	30	6	10	0	20
	21	258	83	120	31	4	6	0	14
	22	218	80	102	15	7	4	0	10
	23	142	34	67	15	3	10	0	13
	24	269	89	109	22	14	3	0	32
Leg. Dist. 23		4,730	1,459	2,158	443	136	210	0	324
Leg. Dist. 24									
	1	336	76	192	35	6	14	0	13
	2	268	64	145	15	9	19	0	16
	3	275	80	133	22	4	9	0	27
	4	288	72	118	39	8	22	0	29

STATE SENATOR
56TH DISTRICT
DETAIL

LEGISLATIVE DISTRICT OR TOWN	ELECTION DISTRICT	TOTAL VOTERS	JOSEPH E. ROBACH	HARRY B. BRONSON	JOSEPH E. ROBACH	JOSEPH E. ROBACH	BONNIE CANNAN	SCATTER	BLANK AND VOID
			REP	DEM	IND	CON	GRE		
Leg. Dist. 24									
	5	298	103	120	32	12	5	0	26
	7	197	58	80	19	15	6	0	19
	8	271	88	115	26	11	11	0	20
	9	193	78	63	22	10	6	0	14
	10	305	77	134	35	3	40	0	16
	11	233	62	89	29	7	5	0	41
	12	142	43	49	21	1	1	0	27
	13	235	62	114	22	6	12	0	19
	14	278	63	130	23	5	25	0	32
	15	341	99	125	38	10	15	1	53
	16	262	71	126	17	5	21	0	22
	17	93	40	29	5	4	5	0	10
Leg. Dist. 24		4,015	1,136	1,762	400	116	216	1	384
Leg. Dist. 25									
	1	258	50	127	30	9	8	0	34
	2	200	12	132	10	3	1	0	42
	3	335	33	196	12	7	3	0	84
	4	73	4	40	2	2	1	0	24
	5	192	8	133	7	2	0	0	42
	6	219	37	107	19	9	10	0	37
	7	232	10	142	11	3	1	0	65
	8	254	14	170	10	4	0	0	56
	9	163	8	120	3	1	2	0	29
	10	246	27	160	9	4	3	0	43
	11	191	6	133	3	1	3	0	45
	12	298	67	148	26	6	23	0	28
	13	213	10	136	10	3	0	0	54
	14/24	333	85	155	24	13	19	0	37
	15	174	3	120	6	1	0	0	44
	16	57	20	25	2	1	3	0	6
	17	133	9	84	10	1	1	0	28
	18	269	46	125	26	11	19	0	42
	19	6	4	0	1	1	0	0	0
	20	238	44	110	27	8	6	0	43
	21	92	21	57	5	2	6	0	1
	22	164	29	91	15	5	4	0	20
Leg. Dist. 25		4,340	547	2,511	268	97	113	0	804
Leg. Dist. 26									
	2	99	34	43	8	5	2	0	7
	3	210	98	49	26	11	4	0	22
	4	225	118	39	41	12	1	0	14
	5	219	102	58	28	9	3	1	18
	11	269	150	42	45	19	1	0	12

STATE SENATOR
56TH DISTRICT
DETAIL

LEGISLATIVE DISTRICT OR TOWN	ELECTION DISTRICT	TOTAL VOTERS	JOSEPH E. ROBACH	HARRY B. BRONSON	JOSEPH E. ROBACH	JOSEPH E. ROBACH	BONNIE CANNAN	SCATTER	BLANK AND VOID
			REP	DEM	IND	CON	GRE		VOID
Leg. Dist. 26									
	17	<u>2</u>	<u>0</u>	<u>0</u>	<u>1</u>	<u>1</u>	<u>0</u>	<u>0</u>	<u>0</u>
Leg. Dist. 26		1,024	502	231	149	57	11	1	73
Leg. Dist. 27									
	1	296	65	160	20	13	1	0	37
	2	289	65	163	15	8	3	0	35
	3	276	60	155	13	5	6	0	37
	4	299	63	159	17	13	8	0	39
	5	318	49	192	22	6	5	0	44
	6	280	54	149	20	14	2	0	41
	7	281	51	156	18	5	10	0	41
	8	266	34	142	21	10	2	0	57
	9	324	45	200	23	5	7	0	44
	10	284	65	152	17	9	8	0	33
	11	312	60	170	23	7	4	0	48
	12	254	43	153	11	5	6	0	36
	13	277	31	180	18	3	0	0	45
	14	181	27	109	11	5	3	0	26
	15	239	30	140	10	4	2	0	53
	16	299	31	195	14	8	6	0	45
	17	126	31	64	12	3	0	0	16
	18	169	18	108	10	4	4	0	25
	19	285	30	180	12	10	2	0	51
	20	177	15	101	11	2	1	0	47
	21	131	18	72	9	7	1	0	24
	22	261	25	165	12	5	2	0	52
	23	187	17	126	7	4	4	0	29
	28	<u>204</u>	<u>35</u>	<u>115</u>	<u>16</u>	<u>11</u>	<u>1</u>	<u>0</u>	<u>26</u>
Leg. Dist. 27		6,015	962	3,506	362	166	88	0	931
Leg. Dist. 28									
	3	127	39	52	14	4	0	0	18
	8	179	33	77	17	4	2	0	46
	12	126	30	46	18	5	4	0	23
	15	109	35	43	8	10	1	0	12
	22	106	21	58	9	1	2	0	15
	24	<u>25</u>	<u>9</u>	<u>6</u>	<u>3</u>	<u>1</u>	<u>0</u>	<u>0</u>	<u>6</u>
Leg. Dist. 28		672	167	282	69	25	9	0	120
Leg. Dist. 29									
	1	33	8	16	4	2	0	0	3
	2	61	4	40	4	0	2	0	11
	3/7	149	41	70	13	1	0	0	24
	10	206	49	90	22	7	1	0	37
	12	188	44	96	16	6	0	0	26

STATE SENATOR
56TH DISTRICT
DETAIL

LEGISLATIVE DISTRICT OR TOWN	ELECTION DISTRICT	TOTAL VOTERS	JOSEPH E. ROBACH	HARRY B. BRONSON	JOSEPH E. ROBACH	JOSEPH E. ROBACH	BONNIE CANNAN	SCATTER	BLANK AND VOID
			REP	DEM	IND	CON	GRE		
Leg. Dist. 29									
	13	167	24	90	7	3	0	0	43
	14	193	65	75	25	8	4	0	16
	15	170	28	81	19	6	2	0	34
	16	77	9	37	7	1	3	0	20
	20	243	43	139	14	3	7	0	37
	24	274	93	102	22	10	3	0	44
	26	164	24	96	10	5	1	0	28
	27	74	11	31	10	0	3	0	19
Leg. Dist. 29		1,999	443	963	173	52	26	0	342
CITY		31,568	7,685	15,190	2,722	984	802	2	4,183
Brighton									
	1	370	160	145	31	8	12	0	14
	2	247	106	75	31	14	5	0	16
	3	308	144	81	35	12	5	0	31
	4	300	103	153	20	8	5	0	11
	5	325	92	168	30	5	8	0	22
	6	479	215	172	50	17	4	1	20
	7	292	120	101	27	14	8	0	22
	8	364	206	89	33	11	1	0	24
	9	292	111	129	25	13	6	0	8
	10	371	168	147	22	12	1	0	21
	11	410	187	121	47	12	9	0	34
	12	450	161	202	38	13	5	0	31
	13	275	127	93	26	9	4	0	16
	14	182	61	70	21	12	9	0	9
	15	275	125	85	26	15	3	0	21
	16	264	157	61	28	6	1	0	11
	17	201	41	122	12	3	2	0	21
	18	336	126	132	40	12	3	0	23
	19	231	90	102	15	13	2	0	9
	20	243	99	87	29	10	4	0	14
	21	278	114	119	21	8	5	0	11
	22	369	184	126	26	5	4	0	24
	23	327	105	173	28	8	2	0	11
	24	261	125	65	36	18	2	0	15
	25	263	93	125	25	5	6	0	9
	26	293	124	91	31	14	8	0	25
	27	274	118	110	22	9	4	0	11
	28	440	188	171	37	10	4	0	30
	29	240	119	66	25	7	1	0	22
	30	528	217	183	49	14	9	0	56
	31	291	127	110	29	7	5	0	13
	32	378	175	141	29	6	8	0	19

STATE SENATOR
56TH DISTRICT
DETAIL

LEGISLATIVE DISTRICT OR TOWN	ELECTION DISTRICT	TOTAL VOTERS	JOSEPH E. ROBACH	HARRY B. BRONSON	JOSEPH E. ROBACH	JOSEPH E. ROBACH	BONNIE CANNAN	SCATTER	BLANK AND VOID
			REP	DEM	IND	CON	GRE		
Brighton									
	33	390	190	125	38	14	2	0	21
	34	318	136	101	36	17	4	0	24
	35	325	117	134	36	9	2	0	27
	36	237	88	88	22	5	14	0	20
	37	344	131	141	22	15	9	0	26
	38	401	161	155	42	9	9	0	25
	39	266	119	86	29	6	2	0	24
	40	510	221	191	58	10	8	0	22
	41	359	140	140	34	10	6	0	29
	42	115	41	43	15	7	2	0	7
	43	339	148	110	42	11	4	0	24
	44	152	69	42	20	4	5	0	12
	45	206	97	64	18	7	3	0	17
	46	155	73	65	6	4	0	0	7
Brighton		14,274	6,019	5,300	1,362	458	225	1	909
Greece									
	1	291	151	39	62	23	2	0	14
	2	303	177	37	46	21	3	0	19
	3	313	201	32	45	17	4	0	14
	4	253	139	43	34	26	2	0	9
	5	227	118	36	33	17	5	0	18
	6	232	138	32	30	18	1	0	13
	7	315	180	41	58	12	2	0	22
	8	267	161	26	41	23	2	0	14
	9	273	140	43	44	18	4	0	24
	10	259	155	31	39	10	6	0	18
	11	145	72	25	27	9	0	0	12
	12	214	113	30	35	19	2	0	15
	13	288	165	44	35	22	3	0	19
	14	261	146	46	39	19	1	0	10
	15	263	161	24	47	16	1	0	14
	16	205	117	24	37	15	2	0	10
	17	351	209	43	57	25	1	0	16
	18	366	216	51	54	24	3	0	18
	19	241	127	32	49	15	3	0	15
	20	254	143	37	31	26	0	0	17
	21	325	176	50	47	22	3	0	27
	22	233	141	30	34	12	4	0	12
	23	400	189	74	78	24	2	0	33
	24	481	291	50	84	31	2	0	23
	25	285	147	47	49	20	5	0	17
	26	258	145	46	35	13	1	0	18
	27	408	221	67	59	36	5	0	20
	28	346	208	49	50	24	4	0	11

STATE SENATOR
56TH DISTRICT
DETAIL

LEGISLATIVE DISTRICT OR TOWN	ELECTION DISTRICT	TOTAL VOTERS	JOSEPH E. ROBACH	HARRY B. BRONSON	JOSEPH E. ROBACH	JOSEPH E. ROBACH	BONNIE CANNAN	SCATTER	BLANK AND VOID
			REP	DEM	IND	CON	GRE		
Greece									
	29	322	185	42	59	25	3	0	8
	30	252	143	43	40	8	3	0	15
	31	296	180	38	50	17	2	0	9
	32	325	171	65	51	18	4	0	16
	33	417	244	54	64	29	1	0	25
	34	336	193	45	60	20	1	0	17
	35	279	149	38	43	29	1	0	19
	36	378	218	59	56	32	0	0	13
	37	243	136	36	27	23	3	0	18
	38	341	201	50	42	22	6	0	20
	39	207	124	33	31	10	0	0	9
	40	260	144	44	39	12	4	0	17
	41	323	193	44	37	23	3	0	23
	42	289	159	53	43	17	1	0	16
	43	407	244	39	62	34	1	0	27
	44	377	226	51	52	25	1	0	22
	45	423	280	45	48	28	3	0	19
	46	210	112	31	25	16	6	0	20
	47	336	217	46	39	24	2	0	8
	48	248	142	35	39	15	0	0	17
	49	279	153	47	47	17	1	0	14
	50	329	200	38	46	31	2	0	12
	51	218	125	32	33	14	4	0	10
	52	387	240	52	43	31	1	0	20
	53	239	118	45	37	15	3	0	21
	54	316	195	32	46	19	2	0	22
	55	298	157	40	52	28	3	0	18
	56	396	225	59	68	23	2	0	19
	57	331	175	51	49	29	3	0	24
	58	389	229	62	54	22	1	0	21
	59	236	122	58	24	13	4	0	15
	60	283	163	44	43	17	1	0	15
	61	312	156	52	48	31	1	0	24
	62	394	235	57	49	28	2	0	23
	63	354	201	60	41	19	4	0	29
	64	290	176	43	36	14	2	0	19
	65	362	212	47	61	16	3	0	23
	66	209	116	36	33	13	2	0	9
	67	273	164	41	31	19	3	0	15
	68	412	235	49	58	46	2	0	22
	69	247	130	33	45	21	1	0	17
	70	289	160	32	57	22	4	0	14
	71	405	244	63	44	29	1	1	23
	72	355	219	45	43	33	2	0	13

STATE SENATOR
56TH DISTRICT
DETAIL

LEGISLATIVE DISTRICT OR TOWN	ELECTION DISTRICT	TOTAL VOTERS	JOSEPH E. ROBACH	HARRY B. BRONSON	JOSEPH E. ROBACH	JOSEPH E. ROBACH	BONNIE CANNAN	SCATTER	BLANK AND VOID
			REP	DEM	IND	CON	GRE		
Greece									
	73	203	115	40	23	8	1	0	16
	74	256	131	49	40	18	6	0	12
	75	280	168	30	45	17	5	0	15
	76	240	160	24	33	13	3	0	7
	77	384	215	47	70	20	3	0	29
	78	253	146	38	40	15	1	0	13
	79	344	217	32	43	27	1	0	24
	80	370	231	31	55	29	2	0	22
	81	274	172	30	32	23	2	0	15
	82	247	108	62	34	20	1	0	22
	83	233	122	45	37	16	1	0	12
	84	396	208	58	64	30	1	0	35
	85	365	219	41	53	28	2	0	22
	86	441	273	55	63	32	2	0	16
	87	300	185	40	32	22	3	2	16
	88	326	205	40	38	26	1	0	16
	89	278	159	34	42	17	6	0	20
	90	339	221	30	35	33	1	0	19
	91	399	242	36	62	31	4	0	24
	92	551	286	94	93	37	3	0	38
	93	389	215	75	54	26	4	0	15
	94	296	156	49	48	21	2	0	20
	95	232	122	41	48	8	2	0	11
	96	356	195	31	60	40	1	1	28
	97	428	279	50	54	25	2	0	18
	98	393	234	60	53	21	3	0	22
	99	335	211	28	58	20	4	0	14
	100	339	200	33	63	28	0	0	15
	101	223	146	25	25	14	0	0	13
	102	388	239	40	55	29	1	0	24
	103	379	232	49	52	24	0	0	22
	104	378	226	55	60	20	1	0	16
	105	245	171	25	33	8	0	0	8
	106	268	178	27	26	24	2	0	11
Greece		33,057	19,145	4,582	4,897	2,304	243	4	1,882
Parma									
	1	386	223	55	59	18	3	0	28
	2	435	241	58	63	31	4	0	38
	3	292	159	37	46	21	1	0	28
	4	350	187	51	53	28	1	0	30
	5	266	145	29	46	26	1	0	19
	6	165	85	14	24	26	2	0	14
	7	335	195	40	59	16	2	0	23
	8	362	207	46	63	25	2	0	19

STATE SENATOR
56TH DISTRICT
DETAIL

LEGISLATIVE DISTRICT OR TOWN	ELECTION DISTRICT	TOTAL VOTERS	JOSEPH E. ROBACH REP	HARRY B. BRONSON DEM	JOSEPH E. ROBACH IND	JOSEPH E. ROBACH CON	BONNIE CANNAN GRE	SCATTER	BLANK AND VOID
Parma									
	9	378	218	51	49	22	3	0	35
	10	356	209	45	47	31	0	0	24
	11	384	202	71	50	38	4	0	19
	12	367	198	70	48	20	4	0	27
	13	396	244	55	48	24	4	0	21
	14	309	167	43	56	26	3	0	14
	15	300	177	36	38	25	5	0	19
Parma		<u>5,081</u>	<u>2,857</u>	<u>701</u>	<u>749</u>	<u>377</u>	<u>39</u>	<u>0</u>	<u>358</u>
TOWNS		<u>52,412</u>	<u>28,021</u>	<u>10,583</u>	<u>7,008</u>	<u>3,139</u>	<u>507</u>	<u>5</u>	<u>3,149</u>
GRAND TOTAL:		<u><u>83,980</u></u>	<u><u>35,706</u></u>	<u><u>25,773</u></u>	<u><u>9,730</u></u>	<u><u>4,123</u></u>	<u><u>1,309</u></u>	<u><u>7</u></u>	<u><u>7,332</u></u>

STATE SENATOR
62ND DISTRICT
SUMMARY

LEGISLATIVE DISTRICT OR TOWN	TOTAL VOTERS	GEORGE D. MAZIARZ	GEORGE D. MAZIARZ	GEORGE D. MAZIARZ	GEORGE D. MAZIARZ	SCATTER	BLANK AND VOID
		REP	IND	CON	WOR		
Leg. Dist. 27	234	45	26	10	6	0	147
Leg. Dist. 28	2,253	533	215	100	44	0	1,361
CITY	2,487	578	241	110	50	0	1,508
Clarkson	2,048	1,027	302	166	42	0	511
Gates	9,438	4,029	1,257	574	155	0	3,423
Hamlin	2,802	1,491	394	207	37	0	673
Ogden	6,687	3,321	920	503	94	3	1,846
Sweden	3,599	1,720	492	241	69	2	1,075
TOWNS	24,574	11,588	3,365	1,691	397	5	7,528
GRAND TOTAL:	27,061	12,166	3,606	1,801	447	5	9,036

STATE SENATOR
62ND DISTRICT
DETAIL

LEGISLATIVE DISTRICT OR TOWN	ELECTION DISTRICT	TOTAL VOTERS	GEORGE	GEORGE	GEORGE	GEORGE	SCATTER	BLANK AND VOID
			D. MAZIARZ REP	D. MAZIARZ IND	D. MAZIARZ CON	D. MAZIARZ WOR		
Leg. Dist. 27								
	27	234	45	26	10	6	0	147
Leg. Dist. 27		234	45	26	10	6	0	147
Leg. Dist. 28								
	1	181	42	15	8	2	0	114
	2	179	39	14	5	6	0	115
	4	247	51	22	11	2	0	161
	5	159	41	18	5	2	0	93
	6	205	56	16	6	1	0	126
	7	248	61	15	10	5	0	157
	9	113	28	9	5	5	0	66
	10	122	29	21	6	2	0	64
	11/25	211	59	23	7	7	0	115
	13	180	46	17	11	4	0	102
	14	187	28	21	12	5	0	121
	16	160	39	19	12	1	0	89
	17	61	14	5	2	2	0	38
Leg. Dist. 28		2,253	533	215	100	44	0	1,361
CITY		2,487	578	241	110	50	0	1,508
Clarkson								
	1	365	177	62	32	5	0	89
	2	304	150	51	18	5	0	80
	3	339	180	41	23	7	0	88
	4	453	234	73	34	6	0	106
	5	324	147	48	36	11	0	82
	6	263	139	27	23	8	0	66
Clarkson		2,048	1,027	302	166	42	0	511
Gates								
	1	211	89	29	24	8	0	61
	2	293	130	39	17	4	0	103
	3	195	78	24	8	1	0	84
	4	296	116	38	23	4	0	115
	5	400	202	54	12	3	0	129
	6	326	161	42	14	5	0	104
	7	382	178	63	18	5	0	118
	8	233	112	33	10	0	0	78
	9	362	123	64	20	8	0	147
	10	181	87	18	9	3	0	64
	11	209	83	22	27	6	0	71
	12	186	81	26	6	4	0	69
	13	319	119	56	16	4	0	124

STATE SENATOR
62ND DISTRICT
DETAIL

LEGISLATIVE DISTRICT OR TOWN	ELECTION DISTRICT	TOTAL VOTERS	GEORGE D. MAZIARZ	GEORGE D. MAZIARZ	GEORGE D. MAZIARZ	GEORGE D. MAZIARZ	SCATTER	BLANK AND VOID
			REP	IND	CON	WOR		
Gates								
	14	246	101	30	12	2	0	101
	15	382	164	48	25	16	0	129
	16	246	101	15	14	1	0	115
	17	251	97	36	21	4	0	93
	18	310	161	23	28	4	0	94
	19	283	109	38	23	6	0	107
	20	275	132	44	10	5	0	84
	21	276	121	23	17	1	0	114
	22	242	104	30	19	9	0	80
	23	280	110	45	24	6	0	95
	24	301	127	41	17	3	0	113
	25	295	136	34	9	5	0	111
	26	334	151	54	23	7	0	99
	27	353	118	42	20	7	0	166
	28	231	95	27	10	8	0	91
	29	267	112	37	20	3	0	95
	30	180	67	27	5	3	0	78
	31	225	95	30	14	3	0	83
	32	324	142	50	20	3	0	109
	33	148	62	19	18	3	0	46
	34	210	86	29	14	0	0	81
	35	186	79	27	7	1	0	72
Gates		9,438	4,029	1,257	574	155	0	3,423
Hamlin								
	1	287	147	42	23	1	0	74
	2	354	203	53	20	4	0	74
	3	238	119	34	19	6	0	60
	4	226	118	28	24	6	0	50
	5	275	143	38	23	4	0	67
	6	196	95	28	14	3	0	56
	7	377	197	54	26	5	0	95
	8	243	119	32	20	7	0	65
	9	203	109	29	13	0	0	52
	10	350	212	52	22	1	0	63
	11	53	29	4	3	0	0	17
Hamlin		2,802	1,491	394	207	37	0	673
Ogden								
	1	366	183	50	26	8	0	99
	2	375	184	51	29	2	0	109
	3	417	237	51	23	3	0	103
	4	328	183	43	30	7	0	65
	5	373	168	64	34	4	1	102

STATE SENATOR
62ND DISTRICT
DETAIL

LEGISLATIVE DISTRICT OR TOWN	ELECTION DISTRICT	TOTAL VOTERS	GEORGE	GEORGE	GEORGE	GEORGE	SCATTER	BLANK AND VOID
			D. MAZIARZ REP	D. MAZIARZ IND	D. MAZIARZ CON	D. MAZIARZ WOR		
Ogden								
	6	386	172	63	20	6	0	125
	7	203	107	30	12	2	0	52
	8	319	146	53	17	5	0	98
	9	355	161	47	31	7	0	109
	10	309	134	43	37	4	0	91
	11	327	170	35	28	5	0	89
	12	315	138	52	27	5	0	93
	13	335	170	37	16	9	0	103
	14	271	135	35	22	6	0	73
	15	405	195	59	29	5	0	117
	16	212	127	25	11	0	0	49
	17	274	151	34	12	3	0	74
	18	360	164	42	31	7	1	115
	19	358	178	57	31	1	1	90
	20	399	218	49	37	5	0	90
Ogden		6,687	3,321	920	503	94	3	1,846
Sweden								
	1	341	170	44	30	3	0	94
	2	211	95	36	12	9	2	57
	3	431	184	62	24	9	0	152
	4	397	212	50	21	5	0	109
	5	121	58	6	11	4	0	42
	6	345	157	46	20	9	0	113
	7	400	180	49	30	2	0	139
	8	259	138	33	17	10	0	61
	9	258	117	46	22	6	0	67
	10	421	204	62	28	7	0	120
	11	124	44	18	6	2	0	54
	12	291	161	40	20	3	0	67
Sweden		3,599	1,720	492	241	69	2	1,075
TOWNS		24,574	11,588	3,365	1,691	397	5	7,528
GRAND TOTAL:		27,061	12,166	3,606	1,801	447	5	9,036

MEMBER OF ASSEMBLY
130TH DISTRICT
SUMMARY

LEGISLATIVE DISTRICT OR TOWN	TOTAL VOTERS	JOE ERRIGO	CHRISTINE W. SALTZBERG	CHARLES K. EAMES	JOE ERRIGO	SCATTER	BLANK AND VOID
		REP	DEM	IND	CON		
Henrietta	11,098	4,937	3,889	529	869	0	874
Mendon	3,625	1,902	1,102	154	242	0	225
Pittsford	12,046	6,057	4,034	475	604	0	876
GRAND TOTAL:	<u>26,769</u>	<u>12,896</u>	<u>9,025</u>	<u>1,158</u>	<u>1,715</u>	<u>0</u>	<u>1,975</u>

MEMBER OF ASSEMBLY
130TH DISTRICT
DETAIL

LEGISLATIVE DISTRICT OR TOWN	ELECTION DISTRICT	TOTAL VOTERS	JOE	CHRISTINE	CHARLES	JOE	BLANK	
			ERRIGO	W. SALTZBERG	K. EAMES	ERRIGO	CON	SCATTER
			REP	DEM	IND			
Henrietta								
	1	403	188	125	29	31	0	30
	2	271	143	76	9	18	0	25
	3	204	83	89	8	8	0	16
	4	267	109	111	11	15	0	21
	5	343	164	105	20	21	0	33
	6	351	163	122	12	21	0	33
	7	316	132	120	5	34	0	25
	8	323	150	117	16	19	0	21
	9	261	98	93	13	21	0	36
	10	312	116	109	22	31	0	34
	11	292	102	119	17	21	0	33
	12	338	153	118	15	35	0	17
	13	333	128	129	16	39	0	21
	14	251	118	75	8	22	0	28
	15	319	114	121	25	27	0	32
	16	236	93	96	13	16	0	18
	17	398	182	151	19	23	0	23
	18	380	164	136	17	29	0	34
	19	285	136	95	13	31	0	10
	20	494	226	164	16	43	0	45
	21	276	126	105	10	24	0	11
	22	442	229	148	14	27	0	24
	23	293	130	103	16	30	0	14
	24	273	107	104	20	20	0	22
	25	316	158	91	17	28	0	22
	26	426	193	138	13	42	0	40
	27	431	218	140	14	33	0	26
	28	370	202	91	21	32	0	24
	29	354	150	148	9	19	0	28
	30	480	203	182	28	36	0	31
	31	208	84	67	18	18	0	21
	32	375	163	138	23	23	0	28
	33	265	126	83	15	20	0	21
	34	212	86	80	7	12	0	27
Henrietta		11,098	4,937	3,889	529	869	0	874
Mendon								
	1	470	246	144	24	30	0	26
	2	414	195	138	18	29	0	34
	3	488	278	134	17	36	0	23
	4	378	174	131	23	20	0	30
	5	436	255	119	12	29	0	21
	6	396	197	123	17	27	0	32
	7	465	254	130	17	32	0	32

MEMBER OF ASSEMBLY
130TH DISTRICT
DETAIL

LEGISLATIVE DISTRICT OR TOWN	ELECTION DISTRICT	TOTAL VOTERS	JOE ERRIGO REP	CHRISTINE W. SALTZBERG DEM	CHARLES K. EAMES IND	JOE ERRIGO CON	SCATTER	BLANK AND VOID
Mendon								
	8	194	96	68	9	13	0	8
	9	384	207	115	17	26	0	19
Mendon		3,625	1,902	1,102	154	242	0	225
Pittsford								
	1	333	160	122	11	16	0	24
	2	329	169	100	14	21	0	25
	3	478	272	142	14	14	0	36
	4	430	225	147	14	19	0	25
	5	287	114	130	11	17	0	15
	6	419	199	148	19	19	0	34
	7	205	112	73	5	4	0	11
	8	380	232	96	18	18	0	16
	9	412	209	141	19	20	0	23
	10	599	263	154	23	25	0	134
	11	337	178	98	17	16	0	28
	12	315	180	96	14	11	0	14
	13	292	141	102	13	24	0	12
	14	303	151	94	17	16	0	25
	15	271	110	106	13	11	0	31
	16	304	150	97	19	17	0	21
	17	483	221	188	19	26	0	29
	18	380	151	156	20	18	0	35
	19	251	113	90	14	16	0	18
	20	367	193	121	18	18	0	17
	21	426	195	184	9	21	0	17
	22	455	221	172	8	30	0	24
	23	333	179	97	13	22	0	22
	24	433	251	125	13	15	0	29
	25	358	179	139	7	13	0	20
	26	398	208	127	15	28	0	20
	27	345	183	105	14	26	0	17
	28	321	156	101	16	17	0	31
	29	337	172	107	18	17	0	23
	30	286	137	115	6	11	0	17
	31	392	199	134	15	19	0	25
	32	381	206	122	13	13	0	27
	33	406	228	105	16	26	0	31
Pittsford		12,046	6,057	4,034	475	604	0	876
GRAND TOTAL:		26,769	12,896	9,025	1,158	1,715	0	1,975

MEMBER OF ASSEMBLY
131ST DISTRICT
SUMMARY

LEGISLATIVE DISTRICT OR TOWN	TOTAL VOTERS	MICHAEL S. SLATTERY REP	SUSAN V. JOHN DEM	MICHAEL S. SLATTERY IND	MICHAEL S. SLATTERY CON	SCATTER	BLANK AND VOID
Leg. Dist. 21	2,562	545	1,499	172	76	0	270
Leg. Dist. 23	3,322	680	2,112	220	88	0	222
Leg. Dist. 24	4,211	888	2,586	277	110	2	348
Leg. Dist. 25	1,225	193	818	80	33	0	101
Leg. Dist. 26	459	114	233	43	19	0	50
Leg. Dist. 28	2,355	522	1,238	185	106	0	304
Leg. Dist. 29	3,315	713	1,841	243	87	0	431
CITY	<u>17,449</u>	<u>3,655</u>	<u>10,327</u>	<u>1,220</u>	<u>519</u>	<u>2</u>	<u>1,726</u>
Chili	10,231	4,406	3,607	970	662	2	584
Riga	2,144	1,070	544	257	160	0	113
Rush	1,656	762	566	132	89	0	107
Wheatland	1,996	774	778	185	150	0	109
TOWNS	<u>16,027</u>	<u>7,012</u>	<u>5,495</u>	<u>1,544</u>	<u>1,061</u>	<u>2</u>	<u>913</u>
GRAND TOTAL:	<u><u>33,476</u></u>	<u><u>10,667</u></u>	<u><u>15,822</u></u>	<u><u>2,764</u></u>	<u><u>1,580</u></u>	<u><u>4</u></u>	<u><u>2,639</u></u>

MEMBER OF ASSEMBLY
131ST DISTRICT
DETAIL

LEGISLATIVE DISTRICT OR TOWN	ELECTION DISTRICT	TOTAL VOTERS	MICHAEL S. SLATTERY REP	SUSAN V. JOHN DEM	MICHAEL S. SLATTERY IND	MICHAEL S. SLATTERY CON	SCATTER	BLANK AND VOID
Leg. Dist. 21								
	3	139	35	76	9	4	0	15
	4	166	30	98	8	8	0	22
	5/16	328	77	188	35	7	0	21
	6	204	41	126	15	5	0	17
	9	248	72	142	7	8	0	19
	12	290	64	160	25	8	0	33
	13	106	8	89	1	1	0	7
	15	300	56	172	21	9	0	42
	17/28	250	51	143	17	12	0	27
	21	226	46	131	13	6	0	30
	29	93	17	55	6	0	0	15
	31/34	105	20	66	4	2	0	13
	32	15	2	11	1	0	0	1
	33	92	26	42	10	6	0	8
Leg. Dist. 21		2,562	545	1,499	172	76	0	270
Leg. Dist. 23								
	1	148	39	83	9	5	0	12
	2	248	40	151	22	5	0	30
	3	168	32	99	13	7	0	17
	5	298	59	193	19	3	0	24
	6	150	37	91	10	3	0	9
	7	271	52	173	27	2	0	17
	8	252	47	179	8	11	0	7
	9	158	34	104	8	2	0	10
	10	221	38	154	17	4	0	8
	11	274	49	195	10	9	0	11
	13	218	60	112	15	11	0	20
	14	224	40	150	18	4	0	12
	15	140	30	79	6	7	0	18
	16	234	61	133	20	8	0	12
	20	318	62	216	18	7	0	15
Leg. Dist. 23		3,322	680	2,112	220	88	0	222
Leg. Dist. 24								
	1	336	50	236	22	6	0	22
	2	268	46	187	12	7	0	16
	3	275	61	176	18	4	0	16
	4	288	45	181	25	6	0	31
	5	298	80	156	26	11	0	25
	6	196	54	104	14	11	0	13
	7	197	43	116	11	12	1	14
	8	271	76	161	16	6	0	12
	9	193	51	114	11	8	0	9
	10	305	43	219	17	5	0	21

MEMBER OF ASSEMBLY
131ST DISTRICT
DETAIL

LEGISLATIVE DISTRICT OR TOWN	ELECTION DISTRICT	TOTAL VOTERS	MICHAEL S. SLATTERY	SUSAN V. JOHN	MICHAEL S. SLATTERY	MICHAEL S. SLATTERY	SCATTER	BLANK AND VOID
			REP	DEM	IND	CON		
Leg. Dist. 24								
	11	233	56	124	19	5	0	29
	12	142	34	75	10	1	0	22
	13	235	46	147	18	5	0	19
	14	278	50	180	14	4	0	30
	15	341	67	199	28	10	0	37
	16	262	56	165	13	6	1	21
	17	93	30	46	3	3	0	11
		<u>4,211</u>	<u>888</u>	<u>2,586</u>	<u>277</u>	<u>110</u>	<u>2</u>	<u>348</u>
Leg. Dist. 25								
	6	219	25	158	9	5	0	22
	12	298	48	207	20	4	0	19
	14/24	333	59	213	22	16	0	23
	16	57	19	31	4	1	0	2
	18	269	32	175	23	7	0	32
	23	49	10	34	2	0	0	3
		<u>1,225</u>	<u>193</u>	<u>818</u>	<u>80</u>	<u>33</u>	<u>0</u>	<u>101</u>
Leg. Dist. 26								
	1	194	53	98	15	7	0	21
	2	99	22	53	6	4	0	14
	13/28-21	166	39	82	22	8	0	15
		<u>459</u>	<u>114</u>	<u>233</u>	<u>43</u>	<u>19</u>	<u>0</u>	<u>50</u>
Leg. Dist. 28								
	1	181	42	91	12	11	0	25
	4	247	49	130	27	10	0	31
	5	159	46	73	15	4	0	21
	7	248	69	121	13	7	0	38
	8	179	25	100	9	7	0	38
	10	122	28	57	12	6	0	19
	11/25	211	58	115	14	7	0	17
	13	180	39	101	14	8	0	18
	14	187	31	104	19	11	0	22
	15	109	25	56	3	10	0	15
	16	160	34	76	17	15	0	18
	22	106	8	79	6	2	0	11
	23	241	64	125	22	7	0	23
	24	25	4	10	2	1	0	8
		<u>2,355</u>	<u>522</u>	<u>1,238</u>	<u>185</u>	<u>106</u>	<u>0</u>	<u>304</u>
Leg. Dist. 29								
	1	33	10	18	0	1	0	4
	3/7	149	27	89	6	3	0	24
	4	256	49	146	20	5	0	36

MEMBER OF ASSEMBLY
131ST DISTRICT
DETAIL

LEGISLATIVE DISTRICT OR TOWN	ELECTION DISTRICT	TOTAL VOTERS	MICHAEL	SUSAN	MICHAEL	MICHAEL	SCATTER	BLANK AND VOID
			S. SLATTERY REP	V. JOHN DEM	S. SLATTERY IND	S. SLATTERY CON		
Leg. Dist. 29								
	5	249	49	144	19	6	0	31
	6	166	40	86	18	3	0	19
	8	202	44	117	15	1	0	25
	9	180	31	103	13	10	0	23
	11	174	53	83	14	8	0	16
	12	188	31	125	12	5	0	15
	14	193	48	103	15	8	0	19
	18	216	71	96	23	6	0	20
	19	165	30	90	13	7	0	25
	21	253	49	147	19	10	0	28
	22	125	18	87	7	2	0	11
	23	241	35	138	13	3	0	52
	24	274	64	154	12	6	0	38
	25	251	64	115	24	3	0	45
Leg. Dist. 29		3,315	713	1,841	243	87	0	431
CITY		17,449	3,655	10,327	1,220	519	2	1,726
Chili								
	1	301	150	88	25	22	0	16
	2	377	154	138	43	22	0	20
	3	379	157	155	29	16	0	22
	4	240	118	71	17	18	0	16
	5	306	130	101	37	20	0	18
	6	350	145	122	43	19	1	20
	7	174	64	70	19	10	0	11
	8	333	148	100	31	32	0	22
	9	316	123	133	19	19	0	22
	10	267	136	65	21	36	0	9
	11	389	170	146	33	19	0	21
	12	449	196	154	31	31	0	37
	13	452	192	178	38	24	0	20
	14	360	159	122	31	33	0	15
	15	329	170	88	31	20	1	19
	16	395	185	146	29	22	0	13
	17	681	305	226	69	41	0	40
	18	461	224	119	55	31	0	32
	19	294	131	105	32	16	0	10
	20	461	186	171	43	29	0	32
	21	252	118	80	22	15	0	17
	22	395	127	180	45	14	0	29
	23	249	118	75	29	15	0	12
	24	368	153	140	35	21	0	19
	25	258	67	131	29	17	0	14
	26	402	166	137	50	27	0	22

MEMBER OF ASSEMBLY
131ST DISTRICT
DETAIL

LEGISLATIVE DISTRICT OR TOWN	ELECTION DISTRICT	TOTAL VOTERS	MICHAEL S. SLATTERY	SUSAN V. JOHN	MICHAEL S. SLATTERY	MICHAEL S. SLATTERY	SCATTER	BLANK AND VOID
			REP	DEM	IND	CON		
Chili								
	27	304	131	99	34	33	0	7
	28	263	98	119	14	15	0	17
	29	228	94	79	24	14	0	17
	30	181	83	65	8	11	0	14
	31	17	8	4	4	0	0	1
Chili		10,231	4,406	3,607	970	662	2	584
Riga								
	1	447	234	96	64	29	0	24
	2	362	196	85	29	35	0	17
	3	318	144	93	44	17	0	20
	4	379	177	111	40	27	0	24
	5	315	151	86	42	22	0	14
	6	323	168	73	38	30	0	14
Riga		2,144	1,070	544	257	160	0	113
Rush								
	1	424	200	142	36	21	0	25
	2	332	158	102	32	22	0	18
	3	468	210	180	33	20	0	25
	4	432	194	142	31	26	0	39
Rush		1,656	762	566	132	89	0	107
Wheatland								
	1	409	157	166	40	29	0	17
	2	382	166	128	31	35	0	22
	3	475	155	210	42	30	0	38
	4	344	129	139	33	24	0	19
	5	386	167	135	39	32	0	13
Wheatland		1,996	774	778	185	150	0	109
TOWNS		16,027	7,012	5,495	1,544	1,061	2	913
GRAND TOTAL:		33,476	10,667	15,822	2,764	1,580	4	2,639

MEMBER OF ASSEMBLY
132ND DISTRICT
SUMMARY

LEGISLATIVE DISTRICT OR TOWN	TOTAL VOTERS	DEAN J. FERO REP	JOSEPH D. MORELLE DEM	DEAN J. FERO CON	SCATTER	BLANK AND VOID
Leg. Dist. 06	1,647	453	729	110	0	355
Leg. Dist. 07	905	211	452	34	0	208
Leg. Dist. 21	2,119	403	1,316	74	1	325
Leg. Dist. 23	3,497	695	2,229	129	0	444
Leg. Dist. 26	2,907	636	1,536	132	1	602
Leg. Dist. 28	258	56	143	6	0	53
CITY	<u>11,333</u>	<u>2,454</u>	<u>6,405</u>	<u>485</u>	<u>2</u>	<u>1,987</u>
Brighton	14,274	3,586	8,598	425	1	1,664
Irondequoit	<u>21,182</u>	<u>5,134</u>	<u>11,930</u>	<u>891</u>	<u>5</u>	<u>3,222</u>
TOWNS	<u>35,456</u>	<u>8,720</u>	<u>20,528</u>	<u>1,316</u>	<u>6</u>	<u>4,886</u>
GRAND TOTAL:	<u><u>46,789</u></u>	<u><u>11,174</u></u>	<u><u>26,933</u></u>	<u><u>1,801</u></u>	<u><u>8</u></u>	<u><u>6,873</u></u>

MEMBER OF ASSEMBLY
132ND DISTRICT
DETAIL

LEGISLATIVE DISTRICT OR TOWN	ELECTION DISTRICT	TOTAL VOTERS	DEAN J. FERO REP	JOSEPH D. MORELLE DEM	DEAN J. FERO CON	SCATTER	BLANK AND VOID
Leg. Dist. 06							
	1	407	111	185	22	0	89
	2	194	49	84	17	0	44
	3	249	81	95	18	0	55
	4	267	85	109	21	0	52
	5	260	62	131	13	0	54
	6	270	65	125	19	0	61
Leg. Dist. 06		1,647	453	729	110	0	355
Leg. Dist. 07							
	1	406	109	203	10	0	84
	2	279	49	153	10	0	67
	3	220	53	96	14	0	57
Leg. Dist. 07		905	211	452	34	0	208
Leg. Dist. 21							
	1	256	40	161	14	0	41
	2	265	52	163	13	1	36
	7	384	77	234	7	0	66
	8	109	19	70	4	0	16
	10	347	84	199	4	0	60
	14	346	55	228	17	0	46
	20	137	24	94	5	0	14
	24	275	52	167	10	0	46
Leg. Dist. 21		2,119	403	1,316	74	1	325
Leg. Dist. 23							
	4	396	77	267	13	0	39
	12	343	75	223	8	0	37
	17	345	59	219	18	0	49
	18	295	61	179	8	0	47
	19	286	70	159	9	0	48
	21	258	51	178	4	0	25
	22	218	45	144	8	0	21
	24	269	50	164	9	0	46
	25	418	70	287	17	0	44
	26	450	88	289	19	0	54
	27	219	49	120	16	0	34
Leg. Dist. 23		3,497	695	2,229	129	0	444
Leg. Dist. 26							
	3	210	59	99	10	0	42

MEMBER OF ASSEMBLY
132ND DISTRICT
DETAIL

LEGISLATIVE DISTRICT OR TOWN	ELECTION DISTRICT	TOTAL VOTERS	DEAN J. FERO REP	JOSEPH D. MORELLE DEM	DEAN J. FERO CON	SCATTER	BLANK AND VOID
Leg. Dist. 26							
	4	225	64	95	12	0	54
	5	219	38	126	7	1	47
	7	219	50	104	13	0	52
	8	264	44	153	14	0	53
	9	245	56	134	11	0	44
	10	262	50	133	18	0	61
	11	269	79	125	7	0	58
	12/28-19	308	56	190	11	0	51
	14	224	46	127	8	0	43
	15	247	50	142	7	0	48
	16	213	44	108	13	0	48
	17	<u>2</u>	<u>0</u>	<u>0</u>	<u>1</u>	<u>0</u>	<u>1</u>
Leg. Dist. 26		2,907	636	1,536	132	1	602
Leg. Dist. 28							
	18	<u>258</u>	<u>56</u>	<u>143</u>	<u>6</u>	<u>0</u>	<u>53</u>
Leg. Dist. 28		258	56	143	6	0	53
CITY		<u>11,333</u>	<u>2,454</u>	<u>6,405</u>	<u>485</u>	<u>2</u>	<u>1,987</u>
Brighton							
	1	370	100	225	11	0	34
	2	247	71	127	11	0	38
	3	308	91	152	10	0	55
	4	300	58	215	6	0	21
	5	325	54	237	6	0	28
	6	479	136	281	18	1	43
	7	292	82	163	15	0	32
	8	364	133	172	7	0	52
	9	292	77	177	13	0	25
	10	371	110	223	9	0	29
	11	410	119	217	18	0	56
	12	450	95	297	12	0	46
	13	275	64	163	11	0	37
	14	182	45	106	10	0	21
	15	275	72	155	13	0	35
	16	264	120	122	6	0	16
	17	201	16	149	2	0	34
	18	336	79	196	11	0	50
	19	231	43	161	9	0	18
	20	243	49	154	7	0	33
	21	278	59	191	8	0	20

MEMBER OF ASSEMBLY
132ND DISTRICT
DETAIL

LEGISLATIVE DISTRICT OR TOWN	ELECTION DISTRICT	TOTAL VOTERS	DEAN J. FERO REP	JOSEPH D. MORELLE DEM	DEAN J. FERO CON	SCATTER	BLANK AND VOID
Brighton							
	22	369	94	226	6	0	43
	23	327	67	233	6	0	21
	24	261	63	153	15	0	30
	25	263	53	179	9	0	22
	26	293	78	161	13	0	41
	27	274	64	182	8	0	20
	28	440	117	273	8	0	42
	29	240	88	112	7	0	33
	30	528	134	285	10	0	99
	31	291	71	191	4	0	25
	32	378	89	243	8	0	38
	33	390	126	217	14	0	33
	34	318	80	183	17	0	38
	35	325	69	207	10	0	39
	36	237	55	137	6	0	39
	37	344	71	213	13	0	47
	38	401	112	235	8	0	46
	39	266	63	161	7	0	35
	40	510	125	329	9	0	47
	41	359	74	225	4	0	56
	42	115	24	71	4	0	16
	43	339	78	195	11	0	55
	44	152	36	87	5	0	24
	45	206	57	105	7	0	37
	46	155	25	112	3	0	15
Brighton		14,274	3,586	8,598	425	1	1,664
Irondequoit							
	1	395	89	212	21	0	73
	2	284	78	157	9	0	40
	3	382	71	208	22	0	81
	4	286	85	148	10	0	43
	5	314	59	211	10	0	34
	6	465	98	285	18	0	64
	7	448	118	261	17	0	52
	8	355	108	177	25	0	45
	9	362	89	192	6	0	75
	10	329	104	181	10	0	34
	11	206	57	114	10	0	25
	12	267	56	157	19	0	35
	13	433	77	286	16	0	54
	14	418	110	216	21	0	71
	15	411	123	208	24	0	56

MEMBER OF ASSEMBLY
132ND DISTRICT
DETAIL

LEGISLATIVE DISTRICT OR TOWN	ELECTION DISTRICT	TOTAL VOTERS	DEAN J. FERO REP	JOSEPH D. MORELLE DEM	DEAN J. FERO CON	SCATTER	BLANK AND VOID
Irondequoit							
	16	376	87	222	13	0	54
	17	212	55	116	9	0	32
	18/72	380	120	185	24	0	51
	19	350	66	224	10	0	50
	20	303	98	150	11	2	42
	21	318	58	206	11	0	43
	22	349	102	190	12	0	45
	23	298	59	184	12	0	43
	24	293	81	157	16	0	39
	25	301	66	169	14	0	52
	26	231	53	133	7	0	38
	27	213	63	116	14	0	20
	28	261	69	138	16	0	38
	29	271	61	170	2	2	36
	30	298	87	157	6	0	48
	31	311	70	202	5	0	34
	32	331	88	195	8	0	40
	33	252	69	135	7	0	41
	34	462	130	239	21	0	72
	35	241	53	153	10	0	25
	36	181	33	105	6	0	37
	37	271	59	172	6	0	34
	38	224	40	135	8	0	41
	39	199	35	99	3	0	62
	40	209	53	111	8	0	37
	41	328	75	187	10	0	56
	42	336	80	179	20	0	57
	43	247	54	145	12	1	35
	44	539	133	316	21	0	69
	45	263	57	156	11	0	39
	46	340	86	186	12	0	56
	47	129	43	68	7	0	11
	48	318	92	161	20	0	45
	49	270	71	144	22	0	33
	50	231	52	117	8	0	54
	51	392	95	233	12	0	52
	52	327	50	213	17	0	47
	53	296	72	164	5	0	55
	54	114	22	68	4	0	20
	55	363	75	215	16	0	57
	56	321	88	163	18	0	52
	57	457	114	252	17	0	74
	58	343	77	189	20	0	57
	59	318	89	157	14	0	58

MEMBER OF ASSEMBLY
132ND DISTRICT
DETAIL

<u>LEGISLATIVE DISTRICT OR TOWN</u>	<u>ELECTION DISTRICT</u>	<u>TOTAL VOTERS</u>	DEAN J. FERO <u>REP</u>	JOSEPH D. MORELLE <u>DEM</u>	DEAN J. FERO <u>CON</u>	<u>SCATTER</u>	<u>BLANK AND VOID</u>
Irondequoit							
	60	334	85	178	19	0	52
	61	418	111	228	14	0	65
	62	340	82	195	17	0	46
	63	241	65	122	17	0	37
	64/70	282	76	154	17	0	35
	65	208	46	119	6	0	37
	66	146	18	96	3	0	29
	67	233	41	137	13	0	42
	68	325	64	177	14	0	70
	69	165	33	90	5	0	37
	71	68	11	45	3	0	9
Irondequoit		<u>21,182</u>	<u>5,134</u>	<u>11,930</u>	<u>891</u>	<u>5</u>	<u>3,222</u>
TOWNS		<u>35,456</u>	<u>8,720</u>	<u>20,528</u>	<u>1,316</u>	<u>6</u>	<u>4,886</u>
GRAND TOTAL:		<u><u>46,789</u></u>	<u><u>11,174</u></u>	<u><u>26,933</u></u>	<u><u>1,801</u></u>	<u><u>8</u></u>	<u><u>6,873</u></u>

MEMBER OF ASSEMBLY
133RD DISTRICT
SUMMARY

LEGISLATIVE DISTRICT OR TOWN	TOTAL VOTERS	DAVID F. GANTT DEM	SOLOMON HARRIS IND	MARK J. MCCABE CON	SCATTER	BLANK AND VOID
Leg. Dist. 21	1,399	984	62	58	0	295
Leg. Dist. 22	3,100	2,268	126	76	0	630
Leg. Dist. 23	142	81	15	12	0	34
Leg. Dist. 25	3,164	2,449	126	85	0	504
Leg. Dist. 27	6,249	4,591	263	264	2	1,129
Leg. Dist. 28	811	384	64	68	0	295
Leg. Dist. 29	1,162	789	57	47	0	269
CITY	16,027	11,546	713	610	2	3,156
Gates	9,438	3,326	920	1,080	2	4,110
TOWNS	9,438	3,326	920	1,080	2	4,110
GRAND TOTAL:	25,465	14,872	1,633	1,690	4	7,266

MEMBER OF ASSEMBLY
133RD DISTRICT
DETAIL

LEGISLATIVE DISTRICT OR TOWN	ELECTION DISTRICT	TOTAL VOTERS	DAVID F. GANTT	SOLOMON HARRIS	MARK J. MCCABE	SCATTER	BLANK AND VOID
			DEM	IND	CON		
Leg. Dist. 21							
	11	138	77	7	4	0	50
	18	214	148	12	12	0	42
	19	82	53	4	3	0	22
	22	235	168	5	12	0	50
	23	170	121	10	9	0	30
	25	228	164	11	11	0	42
	26	185	147	6	3	0	29
	27	127	98	4	4	0	21
	30	20	8	3	0	0	9
Leg. Dist. 21		1,399	984	62	58	0	295
Leg. Dist. 22							
	1 /29-17	265	179	7	13	0	66
	2	77	59	2	1	0	15
	3	163	103	7	8	0	45
	4	71	44	4	4	0	19
	5	165	132	2	2	0	29
	6	147	120	2	2	0	23
	7	93	74	2	1	0	16
	8	163	114	4	2	0	43
	9	121	100	4	4	0	13
	10	137	106	3	3	0	25
	11	174	136	4	4	0	30
	12	99	77	4	1	0	17
	13	67	49	3	0	0	15
	14	169	118	7	1	0	43
	15	167	130	5	6	0	26
	16	68	48	2	1	0	17
	17	66	47	6	8	0	5
	18	83	60	2	2	0	19
	19	119	87	8	0	0	24
	20	155	124	7	4	0	20
	21	136	91	5	3	0	37
	22	197	136	17	2	0	42
	23	121	86	11	1	0	23
	24	77	48	8	3	0	18
Leg. Dist. 22		3,100	2,268	126	76	0	630
Leg. Dist. 23							
	23	142	81	15	12	0	34
Leg. Dist. 23		142	81	15	12	0	34
Leg. Dist. 25							
	1	258	178	17	19	0	44
	2	200	167	5	7	0	21
	3	335	254	5	9	0	67
	4	73	49	4	1	0	19
	5	192	162	5	3	0	22

MEMBER OF ASSEMBLY
133RD DISTRICT
DETAIL

LEGISLATIVE DISTRICT OR TOWN	ELECTION DISTRICT	TOTAL VOTERS	DAVID F. GANTT	SOLOMON HARRIS	MARK J. MCCABE	SCATTER	BLANK AND VOID
			DEM	IND	CON		
Leg. Dist. 25							
	7	232	184	5	2	0	41
	8	254	209	4	3	0	38
	9	163	136	4	1	0	22
	10	246	202	7	5	0	32
	11	191	157	7	2	0	25
	13	213	185	6	1	0	21
	15	174	146	6	1	0	21
	17	133	107	6	2	0	18
	19	6	1	1	1	0	3
	20	238	130	24	13	0	71
	21	92	60	11	4	0	17
	22	164	122	9	11	0	22
Leg. Dist. 25		3,164	2,449	126	85	0	504
Leg. Dist. 27							
	1	296	210	10	18	0	58
	2	289	198	16	13	0	62
	3	276	194	15	15	0	52
	4	299	213	6	18	0	62
	5	318	252	13	9	0	44
	6	280	188	13	20	0	59
	7	281	197	22	11	0	51
	8	266	187	9	9	0	61
	9	324	249	15	5	1	54
	10	284	191	10	19	0	64
	11	312	220	16	16	0	60
	12	254	194	12	8	0	40
	13	277	212	11	6	0	48
	14	181	143	4	9	0	25
	15	239	191	6	4	0	38
	16	299	234	10	6	0	49
	17	126	88	5	8	0	25
	18	169	126	11	4	0	28
	19	285	227	8	12	1	37
	20	177	140	5	5	0	27
	21	131	105	3	8	0	15
	22	261	214	6	4	0	37
	23	187	152	9	3	0	23
	27	234	122	21	20	0	71
	28	204	144	7	14	0	39
Leg. Dist. 27		6,249	4,591	263	264	2	1,129
Leg. Dist. 28							
	2	179	87	9	16	0	67
	3	127	70	7	8	0	42
	6	205	100	16	17	0	72
	9	113	40	14	12	0	47

MEMBER OF ASSEMBLY
133RD DISTRICT
DETAIL

LEGISLATIVE DISTRICT OR TOWN	ELECTION DISTRICT	TOTAL VOTERS	DAVID F. GANTT	SOLOMON HARRIS	MARK J. MCCABE	SCATTER	BLANK AND VOID
			DEM	IND	CON		
Leg. Dist. 28							
	12	126	63	12	8	0	43
	17	61	24	6	7	0	24
Leg. Dist. 28		811	384	64	68	0	295
Leg. Dist. 29							
	2	61	44	2	0	0	15
	10	206	123	8	13	0	62
	13	167	122	5	6	0	34
	15	170	110	10	11	0	39
	16	77	50	6	3	0	18
	20	243	178	10	9	0	46
	26	164	121	9	3	0	31
	27	74	41	7	2	0	24
Leg. Dist. 29		1,162	789	57	47	0	269
CITY		16,027	11,546	713	610	2	3,156
Gates							
	1	211	62	24	37	0	88
	2	293	96	26	29	0	142
	3	195	95	12	11	0	77
	4	296	100	26	38	0	132
	5	400	135	38	36	0	191
	6	326	115	32	31	0	148
	7	382	122	42	49	0	169
	8	233	72	25	21	0	115
	9	362	126	37	35	1	163
	10	181	66	17	24	0	74
	11	209	77	22	34	0	76
	12	186	66	18	19	0	83
	13	319	107	42	30	0	140
	14	246	81	28	17	0	120
	15	382	119	38	49	0	176
	16	246	95	10	26	0	115
	17	251	89	25	34	0	103
	18	310	84	21	53	0	152
	19	283	107	25	39	0	112
	20	275	110	31	26	0	108
	21	276	92	18	20	0	146
	22	242	82	18	35	0	107
	23	280	97	42	35	0	106
	24	301	104	29	34	0	134
	25	295	98	27	25	0	145
	26	334	130	38	39	0	127
	27	353	143	31	33	0	146
	28	231	92	24	35	0	80
	29	267	96	33	23	1	114
	30	180	74	18	22	0	66

MEMBER OF ASSEMBLY
133RD DISTRICT
DETAIL

LEGISLATIVE DISTRICT OR TOWN	ELECTION DISTRICT	TOTAL VOTERS	DAVID F. GANTT	SOLOMON HARRIS	MARK J. MCCABE	SCATTER	BLANK AND VOID
			DEM	IND	CON		
Gates							
	31	225	71	21	26	0	107
	32	324	121	26	50	0	127
	33	148	48	19	19	0	62
	34	210	85	20	25	0	80
	35	186	69	17	21	0	79
Gates		<u>9,438</u>	<u>3,326</u>	<u>920</u>	<u>1,080</u>	<u>2</u>	<u>4,110</u>
TOWNS		<u>9,438</u>	<u>3,326</u>	<u>920</u>	<u>1,080</u>	<u>2</u>	<u>4,110</u>
GRAND TOTAL:		<u><u>25,465</u></u>	<u><u>14,872</u></u>	<u><u>1,633</u></u>	<u><u>1,690</u></u>	<u><u>4</u></u>	<u><u>7,266</u></u>

MEMBER OF ASSEMBLY
134TH DISTRICT
SUMMARY

LEGISLATIVE DISTRICT OR TOWN	TOTAL VOTERS	BILL REILICH REP	FREDERICK J. AMATO DEM	BILL REILICH IND	BILL REILICH CON	FREDERICK J. AMATO RTL	FREDERICK J. AMATO WOR	SCATTER	BLANK AND VOID
Greece	33,057	13,225	10,418	3,301	1,800	823	429	8	3,053
Ogden	6,687	2,993	1,678	756	454	156	85	1	564
Sweden	3,599	1,441	1,128	382	221	76	49	0	302
GRAND TOTAL:	<u>43,343</u>	<u>17,659</u>	<u>13,224</u>	<u>4,439</u>	<u>2,475</u>	<u>1,055</u>	<u>563</u>	<u>9</u>	<u>3,919</u>

MEMBER OF ASSEMBLY
134TH DISTRICT
DETAIL

LEGISLATIVE DISTRICT OR TOWN	ELECTION DISTRICT	TOTAL VOTERS	BILL REILICH REP	FREDERICK J. AMATO DEM	BILL REILICH IND	BILL REILICH CON	FREDERICK J. AMATO RTL	FREDERICK J. AMATO WOR	SCATTER	BLANK AND VOID
Greece										
	1	291	114	91	32	17	6	7	0	24
	2	303	126	83	35	21	6	5	0	27
	3	313	148	75	37	14	9	3	0	27
	4	253	105	78	27	19	5	2	1	16
	5	227	81	86	16	10	8	1	0	25
	6	232	91	81	20	10	8	6	0	16
	7	315	107	117	28	11	10	4	1	37
	8	267	96	82	33	17	7	3	0	29
	9	273	96	102	28	15	8	4	0	20
	10	259	94	87	32	9	3	7	0	27
	11	145	40	60	16	6	8	1	0	14
	12	214	80	66	27	14	5	6	0	16
	13	288	115	101	20	17	15	3	0	17
	14	261	105	84	29	20	2	4	0	17
	15	263	116	73	30	12	4	2	0	26
	16	205	83	58	26	10	5	3	0	20
	17	351	181	69	48	24	5	2	0	22
	18	366	156	105	35	22	7	5	0	36
	19	241	88	81	30	13	5	2	0	22
	20	254	100	80	27	26	2	2	0	17
	21	325	93	137	32	19	9	7	0	28
	22	233	86	92	26	5	2	3	0	19
	23	400	102	168	48	16	12	9	0	45
	24	481	207	151	57	24	10	4	0	28
	25	285	98	98	36	12	9	7	0	25
	26	258	87	112	19	7	11	5	0	17
	27	408	171	124	35	22	12	5	0	39

MEMBER OF ASSEMBLY
134TH DISTRICT
DETAIL

LEGISLATIVE DISTRICT OR TOWN	ELECTION DISTRICT	TOTAL VOTERS	BILL REILICH REP	FREDERICK J. AMATO DEM	BILL REILICH IND	BILL REILICH CON	FREDERICK J. AMATO RTL	FREDERICK J. AMATO WOR	SCATTER	BLANK AND VOID
Greece										
	28	346	154	103	31	19	8	6	0	25
	29	322	138	95	32	24	8	4	0	21
	30	252	83	113	22	5	3	5	0	21
	31	296	122	93	31	14	11	6	0	19
	32	325	123	106	33	15	12	8	0	28
	33	417	178	122	43	27	9	3	0	35
	34	336	137	95	43	20	4	3	0	34
	35	279	96	108	26	17	9	4	0	19
	36	378	152	120	32	23	4	6	0	41
	37	243	94	78	22	21	3	0	0	25
	38	341	152	105	26	19	9	7	0	23
	39	207	83	65	18	11	5	2	0	23
	40	260	110	82	20	14	5	3	0	26
	41	323	103	142	22	16	7	6	0	27
	42	289	113	95	30	15	3	4	0	29
	43	407	175	103	43	25	10	5	0	46
	44	377	158	124	38	19	8	3	0	27
	45	423	206	113	32	20	5	4	0	43
	46	210	78	63	21	10	8	5	0	25
	47	336	127	127	21	19	16	5	0	21
	48	248	83	113	18	9	5	3	0	17
	49	279	113	83	40	13	8	3	0	19
	50	329	148	99	27	23	9	1	0	22
	51	218	83	73	18	10	7	3	0	24
	52	387	171	114	28	24	8	4	0	38
	53	239	83	77	27	16	2	3	0	31
	54	316	128	97	31	9	10	7	0	34

MEMBER OF ASSEMBLY
134TH DISTRICT
DETAIL

LEGISLATIVE DISTRICT OR TOWN	ELECTION DISTRICT	TOTAL VOTERS	BILL REILICH REP	FREDERICK J. AMATO DEM	BILL REILICH IND	BILL REILICH CON	FREDERICK J. AMATO RTL	FREDERICK J. AMATO WOR	SCATTER	BLANK AND VOID
Greece										
	55	298	112	85	37	24	10	3	0	27
	56	396	158	130	44	13	15	10	0	26
	57	331	134	92	38	22	5	7	0	33
	58	389	171	119	42	19	3	5	1	29
	59	236	70	95	21	13	9	5	0	23
	60	283	115	84	27	15	9	4	0	29
	61	312	101	114	30	23	9	4	0	31
	62	394	163	134	31	17	12	6	0	31
	63	354	142	126	30	14	7	2	0	33
	64	290	124	85	22	9	8	4	0	38
	65	362	172	77	50	12	8	4	1	38
	66	209	84	71	23	12	3	2	0	14
	67	273	129	74	22	13	9	3	0	23
	68	412	157	128	45	39	9	3	0	31
	69	247	100	65	35	18	3	4	0	22
	70	289	116	87	36	18	3	2	0	27
	71	405	170	133	28	22	9	7	0	36
	72	355	149	102	35	29	11	1	0	28
	73	203	83	67	16	8	5	0	0	24
	74	256	88	85	39	15	4	5	0	20
	75	280	127	74	28	11	6	2	0	32
	76	240	119	58	25	10	7	1	0	20
	77	384	163	108	42	19	10	5	0	37
	78	253	89	110	18	9	8	3	0	16
	79	344	147	102	29	27	6	0	0	33
	80	370	161	93	27	23	14	4	0	48
	81	274	128	75	23	16	4	4	0	24

MEMBER OF ASSEMBLY
134TH DISTRICT
DETAIL

LEGISLATIVE DISTRICT OR TOWN	ELECTION DISTRICT	TOTAL VOTERS	BILL REILICH	FREDERICK J. AMATO	BILL REILICH	BILL REILICH	FREDERICK J. AMATO	FREDERICK J. AMATO	SCATTER	BLANK AND VOID
			REP	DEM	IND	CON	RTL	WOR		
Greece										
	82	247	75	100	21	15	7	4	0	25
	83	233	91	72	28	11	6	5	0	20
	84	396	152	112	47	21	13	11	0	40
	85	365	160	96	40	20	12	3	0	34
	86	441	195	138	34	28	9	2	0	35
	87	300	150	76	22	21	6	2	3	20
	88	326	141	105	22	14	12	4	0	28
	89	278	109	77	36	15	10	1	0	30
	90	339	147	100	28	21	10	2	0	31
	91	399	43	107	40	24	11	4	0	170
	92	551	194	195	52	32	22	7	0	49
	93	389	148	138	45	14	11	4	0	29
	94	296	115	95	38	18	8	4	0	18
	95	232	91	77	27	12	2	3	0	20
	96	356	129	102	37	21	10	2	1	54
	97	428	213	108	39	22	5	4	0	37
	98	393	146	143	32	23	8	7	0	34
	99	335	143	87	45	16	10	5	0	29
	100	339	154	83	41	23	5	3	0	30
	101	223	91	72	18	14	3	4	0	21
	102	388	167	117	29	21	8	6	0	40
	103	379	173	97	45	18	11	2	0	33
	104	378	143	141	40	12	15	5	0	22
	105	245	123	69	23	6	8	4	0	12
	106	268	103	89	25	19	6	6	0	20
Greece		33,057	13,225	10,418	3,301	1,800	823	429	8	3,053

MEMBER OF ASSEMBLY
134TH DISTRICT
DETAIL

LEGISLATIVE DISTRICT OR TOWN	ELECTION DISTRICT	TOTAL VOTERS	BILL REILICH REP	FREDERICK J. AMATO DEM	BILL REILICH IND	BILL REILICH CON	FREDERICK J. AMATO RTL	FREDERICK J. AMATO WOR	SCATTER	BLANK AND VOID
Ogden										
	1	366	158	103	37	25	7	6	0	30
	2	375	165	90	51	29	6	0	0	34
	3	417	213	101	40	21	7	3	0	32
	4	328	164	58	39	24	13	7	0	23
	5	373	146	101	51	27	8	6	0	34
	6	386	147	120	51	24	6	8	0	30
	7	203	92	49	22	10	6	3	0	21
	8	319	128	85	42	19	5	4	0	36
	9	355	152	95	35	35	9	5	0	24
	10	309	122	80	34	31	8	4	0	30
	11	327	148	81	38	25	7	1	0	27
	12	315	127	79	35	26	10	4	0	34
	13	335	154	91	35	14	6	5	0	30
	14	271	118	72	33	21	5	3	0	19
	15	405	173	110	44	23	10	5	0	40
	16	212	121	44	21	10	2	1	0	13
	17	274	139	59	32	10	9	2	0	23
	18	360	149	98	34	27	11	7	1	33
	19	358	162	90	46	26	10	3	0	21
	20	399	215	72	36	27	11	8	0	30
Ogden		6,687	2,993	1,678	756	454	156	85	1	564
Sweden										
	1	341	154	89	36	24	3	2	0	33
	2	211	68	79	19	9	8	7	0	21
	3	431	143	175	49	19	4	5	0	36

MEMBER OF ASSEMBLY
134TH DISTRICT
DETAIL

LEGISLATIVE DISTRICT OR TOWN	ELECTION DISTRICT	TOTAL VOTERS	BILL REILICH REP	FREDERICK J. AMATO DEM	BILL REILICH IND	BILL REILICH CON	FREDERICK J. AMATO RTL	FREDERICK J. AMATO WOR	SCATTER	BLANK AND VOID
Sweden										
	4	397	174	135	40	20	4	0	0	24
	5	121	52	43	5	8	2	4	0	7
	6	345	125	118	33	20	14	7	0	28
	7	400	156	141	35	27	8	1	0	32
	8	259	121	51	33	19	10	7	0	18
	9	258	103	67	32	20	7	3	0	26
	10	421	178	98	55	29	8	7	0	46
	11	124	35	51	15	5	2	3	0	13
	12	291	132	81	30	21	6	3	0	18
Sweden		3,599	1,441	1,128	382	221	76	49	0	302
GRAND TOTAL:		43,343	17,659	13,224	4,439	2,475	1,055	563	9	3,919

MEMBER OF ASSEMBLY
135TH DISTRICT
SUMMARY

LEGISLATIVE DISTRICT OR TOWN	TOTAL VOTERS	CLYDE O. BENOY REP	DAVID R. KOON DEM	DAVID R. KOON IND	CLYDE O. BENOY CON	DAVID R. KOON WOR	SCATTER	BLANK AND VOID
East Rochester	2,086	565	999	258	86	42	0	136
Penfield	14,130	3,775	6,786	1,990	630	187	2	760
Perinton	19,595	5,180	10,073	2,397	793	281	2	869
Webster	15,107	4,009	6,862	2,360	716	240	0	920
GRAND TOTAL:	<u>50,918</u>	<u>13,529</u>	<u>24,720</u>	<u>7,005</u>	<u>2,225</u>	<u>750</u>	<u>4</u>	<u>2,685</u>

MEMBER OF ASSEMBLY
135TH DISTRICT
DETAIL

LEGISLATIVE DISTRICT OR TOWN	ELECTION DISTRICT	TOTAL VOTERS	CLYDE O. BENOY REP	DAVID R. KOON DEM	DAVID R. KOON IND	CLYDE O. BENOY CON	DAVID R. KOON WOR	SCATTER	BLANK AND VOID
East Rochester									
	1	362	87	168	47	16	9	0	35
	2	292	82	136	36	14	3	0	21
	3	326	102	167	31	7	6	0	13
	4	293	75	131	45	16	8	0	18
	5	254	65	131	32	12	2	0	12
	6	273	78	118	39	13	10	0	15
	7	286	76	148	28	8	4	0	22
East Rochester		2,086	565	999	258	86	42	0	136
Penfield									
	1	163	41	75	26	13	1	0	7
	2	343	85	161	54	15	7	0	21
	3	273	77	118	43	18	3	0	14
	4	443	147	173	66	25	2	0	30
	5	376	97	194	49	14	2	1	19
	6	304	97	134	34	18	6	0	15
	7	361	105	177	45	19	6	0	9
	8	384	83	192	59	14	12	0	24
	9	477	105	276	58	14	7	0	17
	10	301	76	156	33	19	3	0	14
	11	242	64	116	37	8	2	0	15
	12	421	143	172	61	22	6	0	17
	13	395	82	186	72	23	6	0	26
	14	430	119	181	76	27	6	0	21
	15	414	114	187	61	12	6	1	33
	16	170	53	83	16	7	3	0	8
	17	394	112	193	55	21	4	0	9
	18	267	76	146	25	10	0	0	10
	19	492	139	252	58	13	7	0	23
	20	416	122	197	62	13	7	0	15
	21	420	96	225	56	23	3	0	17
	22	345	83	175	34	19	7	0	27
	23	513	148	244	72	23	4	0	22
	24	490	138	219	76	27	6	0	24
	25	348	102	141	66	15	5	0	19
	26	229	58	99	31	14	4	0	23
	27	423	102	226	50	25	1	0	19
	28	274	65	124	51	10	2	0	22
	29	450	104	241	65	11	9	0	20
	30	540	168	241	75	21	8	0	27
	31	233	46	120	26	9	5	0	27
	32	287	70	141	47	3	8	0	18
	33	352	93	164	56	13	4	0	22
	34	249	56	103	46	14	2	0	28
	35	391	94	210	48	15	7	0	17

MEMBER OF ASSEMBLY
135TH DISTRICT
DETAIL

LEGISLATIVE DISTRICT OR TOWN	ELECTION DISTRICT	TOTAL VOTERS	CLYDE O. BENOY REP	DAVID R. KOON DEM	DAVID R. KOON IND	CLYDE O. BENOY CON	DAVID R. KOON WOR	SCATTER	BLANK AND VOID
Penfield									
	36	306	79	172	35	8	2	0	10
	37	465	146	206	65	19	5	0	24
	38	243	69	117	29	10	4	0	14
	39	193	51	97	25	10	3	0	7
	40	313	70	152	47	16	2	0	26
Penfield		14,130	3,775	6,786	1,990	630	187	2	760
Perinton									
	1	479	124	255	56	20	3	0	21
	2	437	128	217	52	15	6	0	19
	3	351	100	180	41	9	7	0	14
	4	307	55	179	39	10	6	0	18
	5	181	47	94	18	7	5	1	9
	6	316	81	180	28	13	4	0	10
	7	414	99	229	45	10	6	0	25
	8	362	77	170	69	24	8	0	14
	9	464	121	244	52	27	4	0	16
	10	416	108	217	54	20	4	0	13
	11	280	65	149	32	11	5	0	18
	12	364	85	202	47	12	5	0	13
	13	321	100	159	32	12	6	0	12
	14	371	86	217	37	17	5	0	9
	15	326	77	166	52	13	4	0	14
	16	306	77	176	30	7	5	0	11
	17	396	117	208	43	8	3	0	17
	18	362	94	174	44	20	9	0	21
	19	345	97	174	43	15	8	0	8
	20	378	115	194	30	19	0	0	20
	21	410	109	210	44	18	9	0	20
	22	283	77	149	37	8	1	0	11
	23	386	115	175	44	23	6	1	22
	24	530	133	266	76	23	5	0	27
	25	264	56	143	27	14	12	0	12
	26	423	101	217	56	21	8	0	20
	27	312	95	149	35	14	9	0	10
	28	314	95	153	35	11	9	0	11
	29	252	64	137	27	6	5	0	13
	30	337	85	172	46	16	4	0	14
	31	453	112	246	59	17	5	0	14
	32	315	78	164	45	4	5	0	19
	33	376	117	177	46	17	4	0	15
	34	371	106	180	58	10	1	0	16
	35	331	87	185	30	13	6	0	10
	36	211	57	104	30	9	5	0	6
	37	364	91	177	48	23	5	0	20

MEMBER OF ASSEMBLY
135TH DISTRICT
DETAIL

LEGISLATIVE DISTRICT OR TOWN	ELECTION DISTRICT	TOTAL VOTERS	CLYDE O. BENOY REP	DAVID R. KOON DEM	DAVID R. KOON IND	CLYDE O. BENOY CON	DAVID R. KOON WOR	SCATTER	BLANK AND VOID
Perinton									
	38	415	103	210	57	17	4	0	24
	39	385	90	201	56	18	4	0	16
	40	288	72	148	33	21	3	0	11
	41	257	64	137	33	13	3	0	7
	42	306	53	173	46	10	2	0	22
	43	493	117	271	54	18	8	0	25
	44	294	83	152	37	9	4	0	9
	45	596	168	307	65	19	9	0	28
	46	213	59	107	23	11	2	0	11
	47	367	104	161	59	21	4	0	18
	48	261	58	144	36	6	7	0	10
	49	301	85	156	31	14	4	0	11
	50	149	22	80	20	8	3	0	16
	51	342	105	169	36	15	5	0	12
	52	338	103	156	42	11	2	0	24
	53	318	92	163	41	10	1	0	11
	54	498	155	245	61	15	5	0	17
	55	348	122	160	37	7	6	0	16
	56	318	94	145	43	14	3	0	19
Perinton		19,595	5,180	10,073	2,397	793	281	2	869
Webster									
	1	383	96	182	69	17	2	0	17
	2	339	94	161	49	8	10	0	17
	3	334	80	166	47	19	1	0	21
	4	224	48	118	39	8	4	0	7
	5	376	82	183	61	20	8	0	22
	6	378	100	162	75	16	4	0	21
	7	434	100	206	69	24	8	0	27
	8	352	89	166	50	23	6	0	18
	9	464	138	200	64	28	8	0	26
	10	390	116	155	75	23	4	0	17
	11	298	82	131	51	12	2	0	20
	12	461	126	194	78	19	6	0	38
	13	360	106	163	56	15	5	0	15
	14	343	83	176	52	13	2	0	17
	15	249	61	114	37	15	6	0	16
	16	365	96	180	51	10	4	0	24
	17	266	71	114	34	22	3	0	22
	18	310	73	147	56	9	6	0	19
	19	422	118	179	77	22	3	0	23
	20	404	122	159	65	30	8	0	20
	21	467	114	237	62	17	7	0	30
	22	418	108	182	77	14	14	0	23
	23	344	77	177	52	11	4	0	23

MEMBER OF ASSEMBLY
135TH DISTRICT
DETAIL

LEGISLATIVE DISTRICT OR TOWN	ELECTION DISTRICT	TOTAL VOTERS	CLYDE O. BENOY REP	DAVID R. KOON DEM	DAVID R. KOON IND	CLYDE O. BENOY CON	DAVID R. KOON WOR	SCATTER	BLANK AND VOID
Webster									
	24	486	117	194	91	39	7	0	38
	25	341	96	157	52	10	2	0	24
	26	347	93	153	52	13	6	0	30
	27	295	87	132	36	17	4	0	19
	28	325	86	152	45	12	14	0	16
	29	313	81	157	37	17	3	0	18
	30	244	59	121	30	9	6	0	19
	31	307	81	124	55	15	5	0	27
	32	354	87	166	55	19	4	0	23
	33	402	121	173	59	25	6	0	18
	34	218	57	96	33	9	9	0	14
	35	230	53	109	36	12	7	0	13
	36	333	102	153	42	17	3	0	16
	37	394	100	183	62	19	6	0	24
	38	505	135	239	75	19	6	0	31
	39	325	109	140	52	12	3	0	9
	40	430	122	189	63	13	7	0	36
	41	292	82	124	41	15	5	0	25
	42	344	93	150	59	16	6	0	20
	43	241	68	98	39	13	6	0	17
Webster		<u>15,107</u>	<u>4,009</u>	<u>6,862</u>	<u>2,360</u>	<u>716</u>	<u>240</u>	<u>0</u>	<u>920</u>
GRAND TOTAL:		<u><u>50,918</u></u>	<u><u>13,529</u></u>	<u><u>24,720</u></u>	<u><u>7,005</u></u>	<u><u>2,225</u></u>	<u><u>750</u></u>	<u><u>4</u></u>	<u><u>2,685</u></u>

MEMBER OF ASSEMBLY
139TH DISTRICT
DETAIL

LEGISLATIVE DISTRICT OR TOWN	ELECTION DISTRICT	TOTAL VOTERS	CHARLES H. NESBITT	CHARLES H. NESBITT	CHARLES H. NESBITT	SCATTER	BLANK AND VOID
			REP	IND	CON		
Clarkson							
	1	365	183	67	33	0	82
	2	304	151	51	25	0	77
	3	339	184	51	28	0	76
	4	453	249	86	34	0	84
	5	324	156	56	39	0	73
	6	263	142	32	26	0	63
		<u>2,048</u>	<u>1,065</u>	<u>343</u>	<u>185</u>	<u>0</u>	<u>455</u>
Clarkson Hamlin							
	1	287	153	42	25	0	67
	2	354	205	63	24	0	62
	3	238	133	34	20	0	51
	4	226	120	35	25	0	46
	5	275	146	44	27	0	58
	6	196	96	37	14	0	49
	7	377	210	56	24	0	87
	8	243	123	38	19	0	63
	9	203	114	33	14	0	42
	10	350	221	50	23	0	56
	11	53	31	4	4	0	14
		<u>2,802</u>	<u>1,552</u>	<u>436</u>	<u>219</u>	<u>0</u>	<u>595</u>
Hamlin Parma							
	1	386	193	67	20	1	105
	2	435	215	78	36	0	106
	3	292	154	52	21	0	65
	4	350	182	45	29	0	94
	5	266	131	49	25	0	61
	6	165	81	25	25	0	34
	7	335	180	59	19	0	77
	8	362	193	70	23	0	76
	9	378	201	45	24	0	108
	10	356	195	52	33	0	76
	11	384	184	55	40	0	105
	12	367	186	60	17	0	104
	13	396	223	60	17	0	96
	14	309	153	60	22	0	74
	15	300	170	43	24	0	63
		<u>5,081</u>	<u>2,641</u>	<u>820</u>	<u>375</u>	<u>1</u>	<u>1,244</u>
Parma							
GRAND TOTAL:		<u><u>9,931</u></u>	<u><u>5,258</u></u>	<u><u>1,599</u></u>	<u><u>779</u></u>	<u><u>1</u></u>	<u><u>2,294</u></u>

COUNTY COURT JUDGE
SUMMARY

LEGISLATIVE DISTRICT OR TOWN	TOTAL VOTERS	ALEX R. RENZI	RICHARD A. DOLLINGER	ALEX R. RENZI	ALEX R. RENZI	SCATTER	BLANK AND VOID
		REP	DEM	IND	CON		
Leg. Dist. 06	1,647	682	538	153	115	0	159
Leg. Dist. 07	905	339	350	103	36	0	77
Leg. Dist. 21	6,080	1,533	3,302	448	194	0	603
Leg. Dist. 22	3,100	278	2,104	137	66	0	515
Leg. Dist. 23	6,961	1,997	3,794	544	210	0	416
Leg. Dist. 24	4,211	1,032	2,424	321	112	0	322
Leg. Dist. 25	4,389	509	2,915	236	78	0	651
Leg. Dist. 26	3,366	1,080	1,516	316	149	2	303
Leg. Dist. 27	6,249	819	4,127	333	152	1	817
Leg. Dist. 28	3,424	919	1,639	327	152	0	387
Leg. Dist. 29	4,477	969	2,446	338	123	0	601
CITY	44,809	10,157	25,155	3,256	1,387	3	4,851
Brighton	14,274	4,852	7,415	975	412	1	619
Chili	10,231	4,746	3,035	1,019	678	2	751
Clarkson	2,048	944	537	252	158	0	157
East Rochester	2,086	846	684	197	104	0	255
Gates	9,438	4,023	3,006	1,142	549	1	717
Greece	33,057	14,072	10,808	3,348	1,962	3	2,864
Hamlin	2,802	1,377	724	304	191	0	206
Henrietta	11,098	5,394	3,302	1,056	759	0	587
Irondequoit	21,182	8,828	7,379	2,148	1,074	0	1,753
Mendon	3,625	1,855	1,097	265	214	0	194
Ogden	6,687	3,137	1,795	773	466	0	516
Parma	5,081	2,398	1,348	599	343	0	393
Penfield	14,130	6,504	4,504	1,473	758	1	890
Perinton	19,595	9,375	6,357	1,686	972	2	1,203
Pittsford	12,046	5,999	4,008	778	535	1	725
Riga	2,144	1,077	523	241	151	0	152
Rush	1,656	848	471	148	95	0	94
Sweden	3,599	1,553	1,170	379	238	0	259
Webster	15,107	6,680	4,688	1,897	862	1	979
Wheatland	1,996	877	622	187	154	0	156
TOWNS	191,882	85,385	63,473	18,867	10,675	12	13,470
GRAND TOTAL:	236,691	95,542	88,628	22,123	12,062	15	18,321

COUNTY COURT JUDGE
DETAIL

LEGISLATIVE DISTRICT OR TOWN	ELECTION DISTRICT	TOTAL VOTERS	ALEX R. RENZI	RICHARD A. DOLLINGER	ALEX R. RENZI	ALEX R. RENZI	SCATTER	BLANK AND VOID
			REP	DEM	IND	CON		
Leg. Dist. 06								
	1	407	181	127	34	25	0	40
	2	194	70	66	25	16	0	17
	3	249	126	58	21	19	0	25
	4	267	114	84	23	23	0	23
	5	260	94	107	20	15	0	24
	6	270	97	96	30	17	0	30
Leg. Dist. 06		1,647	682	538	153	115	0	159
Leg. Dist. 07								
	1	406	161	157	47	14	0	27
	2	279	95	115	25	13	0	31
	3	220	83	78	31	9	0	19
Leg. Dist. 07		905	339	350	103	36	0	77
Leg. Dist. 21								
	1	256	59	135	20	18	0	24
	2	265	77	139	19	11	0	19
	3	139	42	74	10	3	0	10
	4	166	41	89	13	8	0	15
	5/16	328	100	154	45	8	0	21
	6	204	47	113	19	5	0	20
	7	384	146	153	39	15	0	31
	8	109	24	58	12	3	0	12
	9	248	82	131	13	7	0	15
	10	347	112	181	24	4	0	26
	11	138	24	77	9	5	0	23
	12	290	89	139	31	9	0	22
	13	106	16	77	4	1	0	8
	14	346	76	191	28	22	0	29
	15	300	70	163	25	10	0	32
	17/28	250	61	124	26	8	0	31
	18	214	40	123	14	4	0	33
	19	82	15	44	5	3	0	15
	20	137	43	71	8	6	0	9
	21	226	59	124	7	8	0	28
	22	235	29	154	11	9	0	32
	23	170	31	105	11	5	0	18
	24	275	95	126	24	9	0	21
	25	228	32	153	5	4	0	34
	26	185	22	134	2	2	0	25
	27	127	15	90	3	2	0	17
	29	93	20	54	5	1	0	13
	30	20	8	10	1	0	0	1
	31/34	105	25	60	6	1	0	13
	32	15	7	7	0	0	0	1
	33	92	26	49	9	3	0	5

COUNTY COURT JUDGE
DETAIL

LEGISLATIVE DISTRICT OR TOWN	ELECTION DISTRICT	TOTAL VOTERS	ALEX R. RENZI	RICHARD A. DOLLINGER	ALEX R. RENZI	ALEX R. RENZI	SCATTER	BLANK AND VOID
			REP	DEM	IND	CON		
Leg. Dist. 21		6,080	1,533	3,302	448	194	0	603
Leg. Dist. 22								
	1/29-17	265	44	162	14	10	0	35
	2	77	4	56	3	1	0	13
	3	163	18	98	7	6	0	34
	4	71	3	48	6	5	0	9
	5	165	12	114	5	4	0	30
	6	147	5	107	3	1	0	31
	7	93	4	69	2	0	0	18
	8	163	22	102	3	5	0	31
	9	121	10	84	5	3	0	19
	10	137	11	103	4	1	0	18
	11	174	22	120	6	2	0	24
	12	99	4	68	5	1	0	21
	13	67	4	47	2	0	0	14
	14	169	16	118	7	1	0	27
	15	167	12	119	8	3	0	25
	16	68	7	46	0	1	0	14
	17	66	4	44	7	8	0	3
	18	83	7	59	2	1	0	14
	19	119	8	80	4	2	0	25
	20	155	15	111	4	3	0	22
	21	136	8	100	4	2	0	22
	22	197	17	128	14	1	0	37
	23	121	9	82	11	3	0	16
	24	77	12	39	11	2	0	13
Leg. Dist. 22		3,100	278	2,104	137	66	0	515
Leg. Dist. 23								
	1	148	46	78	10	5	0	9
	2	248	53	136	22	6	0	31
	3	168	44	85	16	5	0	18
	4	396	101	244	21	11	0	19
	5	298	76	176	19	4	0	23
	6	150	46	86	10	1	0	7
	7	271	69	156	31	3	0	12
	8	252	66	155	17	6	0	8
	9	158	48	91	7	2	0	10
	10	221	61	125	21	4	0	10
	11	274	67	170	21	6	0	10
	12	343	109	192	16	7	0	19
	13	218	76	101	22	9	0	10
	14	224	55	130	19	6	0	14
	15	140	35	78	8	7	0	12
	16	234	69	125	19	9	0	12
	17	345	112	154	36	21	0	22

COUNTY COURT JUDGE
DETAIL

LEGISLATIVE DISTRICT OR TOWN	ELECTION DISTRICT	TOTAL VOTERS	ALEX R. RENZI	RICHARD A. DOLLINGER	ALEX R. RENZI	ALEX R. RENZI	SCATTER	BLANK AND VOID
			REP	DEM	IND	CON		
Leg. Dist. 23								
	18	295	93	146	21	16	0	19
	19	286	124	105	32	7	0	18
	20	318	77	196	20	4	0	21
	21	258	66	158	23	4	0	7
	22	218	64	123	12	8	0	11
	23	142	30	83	13	5	0	11
	24	269	84	132	17	7	0	29
	25	418	129	223	29	14	0	23
	26	450	127	237	48	19	0	19
	27	219	70	109	14	14	0	12
Leg. Dist. 23		6,961	1,997	3,794	544	210	0	416
Leg. Dist. 24								
	1	336	56	233	21	6	0	20
	2	268	62	163	20	6	0	17
	3	275	66	169	20	2	0	18
	4	288	58	171	21	9	0	29
	5	298	88	146	29	11	0	24
	6	196	60	102	15	8	0	11
	7	197	52	112	12	13	0	8
	8	271	82	150	17	8	0	14
	9	193	69	89	16	9	0	10
	10	305	58	201	24	4	0	18
	11	233	63	119	23	5	0	23
	12	142	38	69	17	1	0	17
	13	235	51	142	18	6	0	18
	14	278	69	164	13	7	0	25
	15	341	70	195	25	9	0	42
	16	262	56	156	26	5	0	19
	17	93	34	43	4	3	0	9
Leg. Dist. 24		4,211	1,032	2,424	321	112	0	322
Leg. Dist. 25								
	1	258	44	149	29	7	0	29
	2	200	12	150	9	0	0	29
	3	335	30	229	7	5	0	64
	4	73	3	49	3	1	0	17
	5	192	5	144	9	0	0	34
	6	219	35	138	16	5	0	25
	7	232	13	164	7	4	0	44
	8	254	9	179	9	4	0	53
	9	163	8	127	2	1	0	25
	10	246	29	174	8	2	0	33
	11	191	12	140	6	1	0	32
	12	298	56	187	18	6	0	31
	13	213	7	155	8	2	0	41

COUNTY COURT JUDGE
DETAIL

LEGISLATIVE DISTRICT OR TOWN	ELECTION DISTRICT	TOTAL VOTERS	ALEX R. RENZI	RICHARD A. DOLLINGER	ALEX R. RENZI	ALEX R. RENZI	SCATTER	BLANK AND VOID
			REP	DEM	IND	CON		
Leg. Dist. 25								
	14/24	333	77	188	25	12	0	31
	15	174	4	130	5	2	0	33
	16	57	20	27	3	1	0	6
	17	133	4	93	7	0	0	29
	18	269	42	162	21	7	0	37
	19	6	2	2	1	1	0	0
	20	238	37	129	24	9	0	39
	21	92	23	58	6	4	0	1
	22	164	26	108	11	4	0	15
	23	49	11	33	2	0	0	3
Leg. Dist. 25		4,389	509	2,915	236	78	0	651
Leg. Dist. 26								
	1	194	60	97	11	5	0	21
	2	99	27	48	12	4	0	8
	3	210	76	87	20	14	0	13
	4	225	93	79	17	11	0	25
	5	219	63	108	19	7	1	21
	7	219	68	93	25	11	0	22
	8	264	72	140	23	7	0	22
	9	245	85	103	29	15	1	12
	10	262	67	126	28	15	0	26
	11	269	109	103	23	11	0	23
	12/28-19	308	95	150	24	14	0	25
	13/28-21	166	45	74	22	9	0	16
	14	224	72	107	21	8	0	16
	15	247	78	113	21	6	0	29
	16	213	70	88	20	11	0	24
	17	2	0	0	1	1	0	0
Leg. Dist. 26		3,366	1,080	1,516	316	149	2	303
Leg. Dist. 27								
	1	296	58	183	19	12	0	24
	2	289	49	187	14	7	0	32
	3	276	48	174	20	7	0	27
	4	299	46	187	14	9	0	43
	5	318	37	222	11	7	0	41
	6	280	45	170	14	11	0	40
	7	281	40	187	19	7	0	28
	8	266	36	163	19	4	0	44
	9	324	34	235	17	4	0	34
	10	284	56	175	17	7	0	29
	11	312	52	192	23	7	0	38
	12	254	31	176	10	4	0	33
	13	277	25	196	12	3	0	41
	14	181	19	120	12	7	0	23

COUNTY COURT JUDGE
DETAIL

LEGISLATIVE DISTRICT OR TOWN	ELECTION DISTRICT	TOTAL VOTERS	ALEX R. RENZI	RICHARD A. DOLLINGER	ALEX R. RENZI	ALEX R. RENZI	SCATTER	BLANK AND VOID
			REP	DEM	IND	CON		
Leg. Dist. 27								
	15	239	24	161	12	3	0	39
	16	299	24	212	9	7	0	47
	17	126	25	79	7	4	0	11
	18	169	15	119	4	4	0	27
	19	285	26	201	7	11	1	39
	20	177	15	110	10	3	0	39
	21	131	11	93	6	5	0	16
	22	261	14	185	11	5	0	46
	23	187	12	144	5	3	0	23
	27	234	47	121	31	5	0	30
	28	204	30	135	10	6	0	23
Leg. Dist. 27		6,249	819	4,127	333	152	1	817
Leg. Dist. 28								
	1	181	47	95	11	7	0	21
	2	179	51	96	13	3	0	16
	3	127	29	71	9	5	0	13
	4	247	62	127	19	11	0	28
	5	159	53	62	18	7	0	19
	6	205	62	98	18	9	0	18
	7	248	81	103	26	9	0	29
	8	179	39	87	13	3	0	37
	9	113	36	36	16	8	0	17
	10	122	34	49	19	7	0	13
	11/25	211	60	99	20	10	0	22
	12	126	21	61	14	6	0	24
	13	180	47	85	19	8	0	21
	14	187	42	97	21	11	0	16
	15	109	39	49	6	8	0	7
	16	160	49	58	20	16	0	17
	17	61	15	27	7	2	0	10
	18	258	74	127	25	9	0	23
	22	106	13	66	7	3	0	17
	23	241	56	139	20	9	0	17
	24	25	9	7	6	1	0	2
Leg. Dist. 28		3,424	919	1,639	327	152	0	387
Leg. Dist. 29								
	1	33	13	15	0	1	0	4
	2	61	4	42	4	0	0	11
	3/7	149	34	86	9	0	0	20
	4	256	60	137	22	5	0	32
	5	249	54	130	21	9	0	35
	6	166	45	82	16	10	0	13
	8	202	46	111	21	1	0	23
	9	180	42	89	24	5	0	20

COUNTY COURT JUDGE
DETAIL

LEGISLATIVE DISTRICT OR TOWN	ELECTION DISTRICT	TOTAL VOTERS	ALEX R. RENZI	RICHARD A. DOLLINGER	ALEX R. RENZI	ALEX R. RENZI	SCATTER	BLANK AND VOID
			REP	DEM	IND	CON		
Leg. Dist. 29								
	10	206	40	112	17	7	0	30
	11	174	65	71	18	5	0	15
	12	188	36	118	16	5	0	13
	13	167	20	110	7	4	0	26
	14	193	50	100	18	8	0	17
	15	170	25	104	10	8	0	23
	16	77	10	47	8	0	0	12
	18	216	80	87	21	10	0	18
	19	165	38	89	8	6	0	24
	20	243	34	164	14	2	0	29
	21	253	57	145	10	11	0	30
	22	125	21	72	6	3	0	23
	23	241	42	121	11	6	0	61
	24	274	62	143	17	9	0	43
	25	251	63	117	24	4	0	43
	26	164	15	117	8	3	0	21
	27	74	13	37	8	1	0	15
Leg. Dist. 29		4,477	969	2,446	338	123	0	601
CITY		44,809	10,157	25,155	3,256	1,387	3	4,851
Brighton								
	1	370	113	221	11	11	0	14
	2	247	100	104	20	14	0	9
	3	308	121	138	20	8	0	21
	4	300	83	184	18	6	0	9
	5	325	78	207	21	5	0	14
	6	479	164	236	49	17	1	12
	7	292	114	132	19	13	0	14
	8	364	160	162	25	4	0	13
	9	292	97	165	12	14	0	4
	10	371	125	207	20	12	0	7
	11	410	155	186	32	13	0	24
	12	450	141	254	24	13	0	18
	13	275	81	153	23	10	0	8
	14	182	55	91	14	10	0	12
	15	275	112	115	22	14	0	12
	16	264	120	119	15	4	0	6
	17	201	28	144	9	0	0	20
	18	336	110	164	32	12	0	18
	19	231	62	138	14	12	0	5
	20	243	73	132	22	10	0	6
	21	278	86	158	19	7	0	8
	22	369	142	182	17	6	0	22
	23	327	93	201	18	8	0	7
	24	261	89	123	24	14	0	11

COUNTY COURT JUDGE
DETAIL

LEGISLATIVE DISTRICT OR TOWN	ELECTION DISTRICT	TOTAL VOTERS	ALEX R. RENZI	RICHARD A. DOLLINGER	ALEX R. RENZI	ALEX R. RENZI	SCATTER	BLANK AND VOID
			REP	DEM	IND	CON		
Brighton								
	25	263	72	166	10	7	0	8
	26	293	104	127	27	11	0	24
	27	274	83	167	9	8	0	7
	28	440	167	222	25	6	0	20
	29	240	111	99	15	8	0	7
	30	528	186	252	40	10	0	40
	31	291	97	168	16	5	0	5
	32	378	131	205	26	4	0	12
	33	390	149	196	20	12	0	13
	34	318	123	132	29	17	0	17
	35	325	90	176	28	7	0	24
	36	237	78	119	17	7	0	16
	37	344	98	194	24	10	0	18
	38	401	133	217	24	12	0	15
	39	266	96	116	27	9	0	18
	40	510	172	275	38	10	0	15
	41	359	111	194	28	4	0	22
	42	115	31	67	10	3	0	4
	43	339	121	162	27	10	0	19
	44	152	62	70	13	2	0	5
	45	206	85	86	15	9	0	11
	46	155	50	89	7	4	0	5
Brighton		14,274	4,852	7,415	975	412	1	619
Chili								
	1	301	160	79	19	24	0	19
	2	377	185	97	44	25	0	26
	3	379	165	140	30	18	0	26
	4	240	108	73	20	18	0	21
	5	306	142	92	26	23	0	23
	6	350	143	113	51	20	1	22
	7	174	76	57	19	8	0	14
	8	333	155	83	34	38	0	23
	9	316	145	92	36	19	0	24
	10	267	134	66	24	30	0	13
	11	389	184	116	33	17	1	38
	12	449	209	126	48	27	0	39
	13	452	210	149	31	25	0	37
	14	360	167	104	33	37	0	19
	15	329	187	67	30	19	0	26
	16	395	191	123	33	22	0	26
	17	681	328	189	74	44	0	46
	18	461	223	105	62	29	0	42
	19	294	151	79	37	14	0	13
	20	461	208	152	40	29	0	32

COUNTY COURT JUDGE
DETAIL

LEGISLATIVE DISTRICT OR TOWN	ELECTION DISTRICT	TOTAL VOTERS	ALEX R. RENZI	RICHARD A. DOLLINGER	ALEX R. RENZI	ALEX R. RENZI	SCATTER	BLANK AND VOID
			REP	DEM	IND	CON		
Chili								
	21	252	119	75	20	17	0	21
	22	395	151	151	44	16	0	33
	23	249	118	65	33	17	0	16
	24	368	166	118	34	22	0	28
	25	258	84	113	30	20	0	11
	26	402	195	98	43	34	0	32
	27	304	137	87	33	26	0	21
	28	263	103	101	17	14	0	28
	29	228	103	68	26	14	0	17
	30	181	90	52	13	12	0	14
	31	17	9	5	2	0	0	1
Chili		10,231	4,746	3,035	1,019	678	2	751
Clarkson								
	1	365	172	93	42	29	0	29
	2	304	140	83	31	23	0	27
	3	339	149	109	36	21	0	24
	4	453	214	115	62	32	0	30
	5	324	142	71	51	33	0	27
	6	263	127	66	30	20	0	20
Clarkson		2,048	944	537	252	158	0	157
East Rochester								
	1	362	149	104	31	20	0	58
	2	292	122	83	31	19	0	37
	3	326	156	119	21	7	0	23
	4	293	111	86	32	20	0	44
	5	254	99	83	30	14	0	28
	6	273	98	104	32	10	0	29
	7	286	111	105	20	14	0	36
East Rochester		2,086	846	684	197	104	0	255
Gates								
	1	211	79	67	30	21	0	14
	2	293	130	82	32	19	0	30
	3	195	78	77	19	6	0	15
	4	296	132	81	40	19	0	24
	5	400	192	138	37	11	0	22
	6	326	140	106	35	19	0	26
	7	382	166	107	58	22	0	29
	8	233	108	72	27	10	0	16
	9	362	125	132	58	15	0	32
	10	181	86	55	20	6	0	14
	11	209	77	71	17	22	1	21
	12	186	86	57	20	8	0	15
	13	319	119	96	49	19	0	36

COUNTY COURT JUDGE
DETAIL

LEGISLATIVE DISTRICT OR TOWN	ELECTION DISTRICT	TOTAL VOTERS	ALEX R. RENZI	RICHARD A. DOLLINGER	ALEX R. RENZI	ALEX R. RENZI	SCATTER	BLANK AND VOID
			REP	DEM	IND	CON		
Gates								
	14	246	102	76	36	9	0	23
	15	382	172	103	48	26	0	33
	16	246	106	87	13	15	0	25
	17	251	100	91	34	9	0	17
	18	310	151	84	26	25	0	24
	19	283	123	88	35	22	0	15
	20	275	117	101	32	12	0	13
	21	276	133	81	26	10	0	26
	22	242	114	67	23	20	0	18
	23	280	118	82	43	26	0	11
	24	301	136	93	37	15	0	20
	25	295	134	96	35	11	0	19
	26	334	124	123	46	22	0	19
	27	353	141	116	41	20	0	35
	28	231	91	87	23	13	0	17
	29	267	104	84	42	16	0	21
	30	180	67	70	25	3	0	15
	31	225	101	65	27	15	0	17
	32	324	138	102	37	27	0	20
	33	148	60	42	19	18	0	9
	34	210	89	64	30	13	0	14
	35	186	84	63	22	5	0	12
Gates		9,438	4,023	3,006	1,142	549	1	717
Greece								
	1	291	110	95	41	18	0	27
	2	303	139	87	35	22	0	20
	3	313	134	111	31	14	0	23
	4	253	109	76	26	21	1	20
	5	227	83	84	22	10	0	28
	6	232	93	83	22	11	0	23
	7	315	125	101	42	13	1	33
	8	267	115	83	30	15	0	24
	9	273	115	87	30	16	0	25
	10	259	106	87	34	9	0	23
	11	145	50	65	12	6	0	12
	12	214	73	69	26	16	0	30
	13	288	125	95	27	18	0	23
	14	261	105	84	26	21	0	25
	15	263	111	85	23	13	0	31
	16	205	80	69	26	13	0	17
	17	351	165	102	43	19	0	22
	18	366	151	128	44	25	0	18
	19	241	90	91	33	10	0	17
	20	254	110	74	25	21	0	24

COUNTY COURT JUDGE
DETAIL

LEGISLATIVE DISTRICT OR TOWN	ELECTION DISTRICT	TOTAL VOTERS	ALEX R. RENZI	RICHARD A. DOLLINGER	ALEX R. RENZI	ALEX R. RENZI	SCATTER	BLANK AND VOID
			REP	DEM	IND	CON		
Greece								
	21	325	124	107	36	19	0	39
	22	233	105	80	19	11	0	18
	23	400	123	163	46	17	0	51
	24	481	223	145	60	27	0	26
	25	285	104	110	27	16	0	28
	26	258	94	105	21	7	0	31
	27	408	168	140	38	29	0	33
	28	346	163	110	32	17	0	24
	29	322	143	108	32	22	0	17
	30	252	92	102	25	9	0	24
	31	296	133	95	31	16	0	21
	32	325	129	114	31	17	0	34
	33	417	211	108	39	25	0	34
	34	336	139	114	33	15	0	35
	35	279	117	88	32	24	0	18
	36	378	163	121	41	25	0	28
	37	243	105	69	26	22	0	21
	38	341	154	119	26	21	0	21
	39	207	87	70	18	11	0	21
	40	260	114	87	25	11	0	23
	41	323	154	91	24	17	0	37
	42	289	119	106	29	13	0	22
	43	407	188	99	48	32	0	40
	44	377	174	111	37	18	0	37
	45	423	220	112	31	23	0	37
	46	210	80	71	21	12	0	26
	47	336	142	123	29	26	0	16
	48	248	90	96	25	11	0	26
	49	279	120	93	29	14	0	23
	50	329	138	121	24	22	0	24
	51	218	95	73	20	13	0	17
	52	387	177	111	29	28	0	42
	53	239	89	84	26	13	0	27
	54	316	140	108	25	12	0	31
	55	298	116	92	36	27	0	27
	56	396	156	139	52	21	0	28
	57	331	127	112	43	24	0	25
	58	389	167	131	42	20	0	29
	59	236	83	102	18	12	0	21
	60	283	107	104	31	17	0	24
	61	312	117	114	30	26	0	25
	62	394	173	136	34	19	0	32
	63	354	136	148	29	15	0	26
	64	290	127	93	24	12	0	34
	65	362	179	94	46	12	0	31

COUNTY COURT JUDGE
DETAIL

LEGISLATIVE DISTRICT OR TOWN	ELECTION DISTRICT	TOTAL VOTERS	ALEX R. RENZI	RICHARD A. DOLLINGER	ALEX R. RENZI	ALEX R. RENZI	SCATTER	BLANK AND VOID
			REP	DEM	IND	CON		
Greece								
	66	209	79	78	21	14	0	17
	67	273	120	88	29	19	0	17
	68	412	162	122	39	42	0	47
	69	247	95	80	38	20	0	14
	70	289	133	79	30	20	0	27
	71	405	175	140	28	24	0	38
	72	355	170	98	33	28	0	26
	73	203	89	70	15	8	0	21
	74	256	88	95	36	20	0	17
	75	280	110	95	29	17	0	29
	76	240	98	94	19	12	0	17
	77	384	163	122	46	17	0	36
	78	253	106	84	23	12	0	28
	79	344	162	94	38	26	0	24
	80	370	165	101	35	25	0	44
	81	274	129	88	21	17	0	19
	82	247	85	100	26	13	0	23
	83	233	89	75	29	16	0	24
	84	396	160	121	49	21	0	45
	85	365	163	104	35	26	0	37
	86	441	201	158	27	26	0	29
	87	300	139	99	17	20	1	24
	88	326	149	110	19	15	0	33
	89	278	114	75	44	16	0	29
	90	339	156	89	26	31	0	37
	91	399	195	114	40	23	0	27
	92	551	209	204	68	30	0	40
	93	389	159	149	40	20	0	21
	94	296	121	93	33	24	0	25
	95	232	89	95	22	7	0	19
	96	356	160	98	34	26	0	38
	97	428	216	122	44	22	0	24
	98	393	156	153	26	22	0	36
	99	335	146	98	47	16	0	28
	100	339	152	94	41	27	0	25
	101	223	109	57	23	16	0	18
	102	388	176	116	32	19	0	45
	103	379	184	101	37	25	0	32
	104	378	165	124	42	20	0	27
	105	245	128	67	25	7	0	18
	106	268	113	89	24	22	0	20
Greece		33,057	14,072	10,808	3,348	1,962	3	2,864
Hamlin	1	287	136	84	30	21	0	16

COUNTY COURT JUDGE
DETAIL

LEGISLATIVE DISTRICT OR TOWN	ELECTION DISTRICT	TOTAL VOTERS	ALEX R. RENZI	RICHARD A. DOLLINGER	ALEX R. RENZI	ALEX R. RENZI	SCATTER	BLANK AND VOID
			REP	DEM	IND	CON		
Hamlin								
	2	354	184	79	47	23	0	21
	3	238	114	58	24	23	0	19
	4	226	105	52	34	19	0	16
	5	275	137	69	29	19	0	21
	6	196	91	56	17	10	0	22
	7	377	187	95	38	25	0	32
	8	243	105	75	20	18	0	25
	9	203	100	57	21	12	0	13
	10	350	194	76	43	19	0	18
	11	53	24	23	1	2	0	3
Hamlin		2,802	1,377	724	304	191	0	206
Henrietta								
	1	403	211	94	48	33	0	17
	2	271	152	59	24	19	0	17
	3	204	97	70	20	7	0	10
	4	267	113	111	19	12	0	12
	5	343	175	95	36	22	0	15
	6	351	183	95	36	18	0	19
	7	316	151	100	25	27	0	13
	8	323	154	92	50	14	0	13
	9	261	108	83	30	17	0	23
	10	312	145	86	28	31	0	22
	11	292	119	91	35	20	0	27
	12	338	170	100	28	31	0	9
	13	333	142	115	29	36	0	11
	14	251	122	66	23	20	0	20
	15	319	124	109	42	19	0	25
	16	236	110	78	21	15	0	12
	17	398	200	125	36	23	0	14
	18	380	167	132	32	23	0	26
	19	285	149	75	20	30	0	11
	20	494	255	139	40	36	0	24
	21	276	134	83	26	18	0	15
	22	442	246	127	26	30	0	13
	23	293	133	94	24	24	0	18
	24	273	129	82	33	19	0	10
	25	316	165	89	30	16	0	16
	26	426	203	124	34	34	0	31
	27	431	230	107	43	31	0	20
	28	370	199	89	41	29	0	12
	29	354	177	121	27	15	0	14
	30	480	226	152	44	33	0	25
	31	208	81	62	30	15	0	20
	32	375	180	124	29	21	0	21

COUNTY COURT JUDGE
DETAIL

LEGISLATIVE DISTRICT OR TOWN	ELECTION DISTRICT	TOTAL VOTERS	ALEX R. RENZI	RICHARD A. DOLLINGER	ALEX R. RENZI	ALEX R. RENZI	SCATTER	BLANK AND VOID
			REP	DEM	IND	CON		
Henrietta								
	33	265	144	75	24	10	0	12
	34	212	100	58	23	11	0	20
Henrietta		11,098	5,394	3,302	1,056	759	0	587
Irondequoit								
	1	395	157	131	38	24	0	45
	2	284	133	92	32	9	0	18
	3	382	134	137	43	24	0	44
	4	286	127	87	40	17	0	15
	5	314	120	129	33	11	0	21
	6	465	193	179	30	29	0	34
	7	448	199	153	46	23	0	27
	8	355	175	109	29	23	0	19
	9	362	162	116	40	12	0	32
	10	329	168	95	35	16	0	15
	11	206	102	65	16	12	0	11
	12	267	106	92	27	17	0	25
	13	433	147	203	35	20	0	28
	14	418	160	163	43	23	0	29
	15	411	187	133	35	27	0	29
	16	376	155	140	34	16	0	31
	17	212	89	79	22	8	0	14
	18/72	380	169	119	58	23	0	11
	19	350	115	142	29	20	0	44
	20	303	156	81	25	17	0	24
	21	318	122	128	39	14	0	15
	22	349	176	114	30	13	0	16
	23	298	123	98	31	13	0	33
	24	293	119	102	30	23	0	19
	25	301	129	94	35	15	0	28
	26	231	92	83	22	10	0	24
	27	213	88	77	20	12	0	16
	28	261	114	81	16	21	0	29
	29	271	115	103	21	3	0	29
	30	298	134	95	36	9	0	24
	31	311	125	130	22	11	0	23
	32	331	150	115	32	12	0	22
	33	252	106	84	24	10	0	28
	34	462	224	122	48	25	0	43
	35	241	98	92	18	6	0	27
	36	181	65	81	15	8	0	12
	37	271	124	101	15	13	0	18
	38	224	80	94	22	11	0	17
	39	199	51	80	29	8	0	31
	40	209	81	80	22	8	0	18

COUNTY COURT JUDGE
DETAIL

LEGISLATIVE DISTRICT OR TOWN	ELECTION DISTRICT	TOTAL VOTERS	ALEX R. RENZI	RICHARD A. DOLLINGER	ALEX R. RENZI	ALEX R. RENZI	SCATTER	BLANK AND VOID
			REP	DEM	IND	CON		
Irondequoit								
	41	328	126	117	30	17	0	38
	42	336	135	109	33	27	0	32
	43	247	78	104	31	12	0	22
	44	539	240	183	48	29	0	39
	45	263	106	91	34	6	0	26
	46	340	133	130	29	14	0	34
	47	129	62	40	16	7	0	4
	48	318	165	70	42	23	0	18
	49	270	110	95	26	26	0	13
	50	231	82	76	33	11	0	29
	51	392	179	133	35	17	0	28
	52	327	117	122	33	18	0	37
	53	296	127	98	25	7	0	39
	54	114	43	44	11	4	0	12
	55	363	140	136	37	18	0	32
	56	321	138	113	31	17	0	22
	57	457	202	148	57	19	0	31
	58	343	120	131	41	23	0	28
	59	318	132	102	41	16	0	27
	60	334	134	119	37	16	0	28
	61	418	210	102	52	19	0	35
	62	340	141	123	27	22	0	27
	63	241	110	70	22	16	0	23
	64/70	282	122	109	25	16	0	10
	65	208	84	64	26	10	0	24
	66	146	43	66	14	4	0	19
	67	233	87	81	24	16	0	25
	68	325	121	99	43	21	0	41
	69	165	47	80	15	5	0	18
	71	68	24	25	13	2	0	4
Irondequoit		21,182	8,828	7,379	2,148	1,074	0	1,753
Mendon								
	1	470	237	142	39	35	0	17
	2	414	195	137	32	30	0	20
	3	488	268	133	28	29	0	30
	4	378	170	128	31	21	0	28
	5	436	237	125	32	24	0	18
	6	396	193	129	25	24	0	25
	7	465	258	136	27	23	0	21
	8	194	98	59	21	8	0	8
	9	384	199	108	30	20	0	27
Mendon		3,625	1,855	1,097	265	214	0	194
Ogden								
	1	366	181	103	36	22	0	24

COUNTY COURT JUDGE
DETAIL

LEGISLATIVE DISTRICT OR TOWN	ELECTION DISTRICT	TOTAL VOTERS	ALEX R. RENZI	RICHARD A. DOLLINGER	ALEX R. RENZI	ALEX R. RENZI	SCATTER	BLANK AND VOID
			REP	DEM	IND	CON		
Ogden								
	2	375	177	98	45	25	0	30
	3	417	215	109	43	20	0	30
	4	328	169	66	39	29	0	25
	5	373	159	108	53	26	0	27
	6	386	166	126	46	19	0	29
	7	203	103	43	23	11	0	23
	8	319	140	89	39	21	0	30
	9	355	152	110	35	32	0	26
	10	309	132	75	40	32	0	30
	11	327	158	89	39	22	0	19
	12	315	139	77	40	28	0	31
	13	335	158	100	34	15	0	28
	14	271	117	81	37	19	0	17
	15	405	183	118	48	29	0	27
	16	212	125	48	17	11	0	11
	17	274	137	64	42	14	0	17
	18	360	161	98	37	26	0	38
	19	358	164	105	36	31	0	22
	20	399	201	88	44	34	0	32
Ogden		6,687	3,137	1,795	773	466	0	516
Parma								
	1	386	177	104	51	21	0	33
	2	435	210	116	47	26	0	36
	3	292	127	70	41	18	0	36
	4	350	167	92	42	29	0	20
	5	266	124	64	36	19	0	23
	6	165	69	39	18	26	0	13
	7	335	169	82	47	18	0	19
	8	362	166	110	46	17	0	23
	9	378	194	86	35	22	0	41
	10	356	186	83	33	29	0	25
	11	384	173	106	43	37	0	25
	12	367	164	121	33	18	0	31
	13	396	181	123	46	21	0	25
	14	309	144	79	48	19	0	19
	15	300	147	73	33	23	0	24
Parma		5,081	2,398	1,348	599	343	0	393
Penfield								
	1	163	69	45	19	14	0	16
	2	343	142	120	37	19	0	25
	3	273	125	84	30	21	0	13
	4	443	214	120	41	32	0	36
	5	376	155	137	45	16	0	23
	6	304	165	76	27	22	0	14

COUNTY COURT JUDGE
DETAIL

LEGISLATIVE DISTRICT OR TOWN	ELECTION DISTRICT	TOTAL VOTERS	ALEX R. RENZI	RICHARD A. DOLLINGER	ALEX R. RENZI	ALEX R. RENZI	SCATTER	BLANK AND VOID
			REP	DEM	IND	CON		
Penfield								
	7	361	174	108	31	29	0	19
	8	384	137	154	44	16	0	33
	9	477	201	182	42	24	0	28
	10	301	130	104	29	20	0	18
	11	242	115	74	29	12	0	12
	12	421	216	128	32	27	0	18
	13	395	163	121	57	23	0	31
	14	430	192	133	47	29	0	29
	15	414	190	127	38	20	1	38
	16	170	84	54	16	7	0	9
	17	394	200	109	42	21	0	22
	18	267	131	90	21	13	0	12
	19	492	232	170	51	12	0	27
	20	416	197	134	42	19	0	24
	21	420	172	156	42	23	0	27
	22	345	133	134	40	19	0	19
	23	513	229	168	56	27	0	33
	24	490	229	150	52	35	0	24
	25	348	174	96	42	14	0	22
	26	229	100	71	24	14	0	20
	27	423	210	125	34	28	0	26
	28	274	122	77	45	12	0	18
	29	450	208	155	50	13	0	24
	30	540	256	157	66	25	0	36
	31	233	108	77	25	13	0	10
	32	287	133	91	27	10	0	26
	33	352	158	124	30	19	0	21
	34	249	109	62	41	15	0	22
	35	391	183	135	27	18	0	28
	36	306	150	106	29	8	0	13
	37	465	223	134	55	23	0	30
	38	243	127	68	16	12	0	20
	39	193	90	59	21	14	0	9
	40	313	158	89	31	20	0	15
Penfield		14,130	6,504	4,504	1,473	758	1	890
Perinton								
	1	479	231	145	41	28	0	34
	2	437	210	159	36	18	0	14
	3	351	168	116	32	14	0	21
	4	307	122	117	33	12	0	23
	5	181	84	58	11	9	0	19
	6	316	133	128	20	13	0	22
	7	414	203	126	37	19	0	29
	8	362	170	109	35	23	1	24

COUNTY COURT JUDGE
DETAIL

LEGISLATIVE DISTRICT OR TOWN	ELECTION DISTRICT	TOTAL VOTERS	ALEX R. RENZI	RICHARD A. DOLLINGER	ALEX R. RENZI	ALEX R. RENZI	SCATTER	BLANK AND VOID
			REP	DEM	IND	CON		
Perinton								
	9	464	212	148	44	39	0	21
	10	416	173	147	50	21	0	25
	11	280	129	98	25	9	0	19
	12	364	165	129	40	16	0	14
	13	321	180	95	23	16	0	7
	14	371	172	124	36	18	0	21
	15	326	134	124	34	13	0	21
	16	306	148	109	26	7	0	16
	17	396	177	160	30	14	0	15
	18	362	155	133	25	18	0	31
	19	345	164	105	36	20	0	20
	20	378	180	127	30	18	0	23
	21	410	186	135	33	17	0	39
	22	283	134	94	22	13	0	20
	23	386	201	102	31	21	1	30
	24	530	236	177	46	28	0	43
	25	264	111	94	20	18	0	21
	26	423	189	134	48	27	0	25
	27	312	153	88	32	19	0	20
	28	314	161	107	20	13	0	13
	29	252	136	68	23	12	0	13
	30	337	163	109	26	21	0	18
	31	453	227	139	39	22	0	26
	32	315	123	118	32	13	0	29
	33	376	191	122	26	14	0	23
	34	371	191	119	28	14	0	19
	35	331	178	92	27	16	0	18
	36	211	89	79	21	14	0	8
	37	364	165	117	36	25	0	21
	38	415	184	143	38	21	0	29
	39	385	197	110	40	20	0	18
	40	288	125	100	27	21	0	15
	41	257	123	64	33	19	0	18
	42	306	134	114	26	12	0	20
	43	493	241	162	31	29	0	30
	44	294	146	97	29	8	0	14
	45	596	318	174	35	27	0	42
	46	213	105	65	15	13	0	15
	47	367	189	93	40	19	0	26
	48	261	120	83	27	8	0	23
	49	301	150	100	22	15	0	14
	50	149	45	61	11	9	0	23
	51	342	198	77	29	20	0	18
	52	338	159	116	22	13	0	28
	53	318	159	116	19	15	0	9

COUNTY COURT JUDGE
DETAIL

LEGISLATIVE DISTRICT OR TOWN	ELECTION DISTRICT	TOTAL VOTERS	ALEX R. RENZI	RICHARD A. DOLLINGER	ALEX R. RENZI	ALEX R. RENZI	SCATTER	BLANK AND VOID
			REP	DEM	IND	CON		
Perinton								
	54	498	279	138	42	18	0	21
	55	348	193	110	18	11	0	16
	56	318	166	83	28	22	0	19
Perinton		<u>19,595</u>	<u>9,375</u>	<u>6,357</u>	<u>1,686</u>	<u>972</u>	<u>2</u>	<u>1,203</u>
Pittsford								
	1	333	159	122	15	17	0	20
	2	329	156	122	20	16	0	15
	3	478	254	150	29	13	0	32
	4	430	223	144	30	14	0	19
	5	287	131	112	13	11	0	20
	6	419	181	168	30	14	0	26
	7	205	111	67	11	5	0	11
	8	380	207	126	15	20	0	12
	9	412	204	151	30	13	0	14
	10	599	277	148	28	20	0	126
	11	337	181	88	26	17	0	25
	12	315	167	106	19	11	0	12
	13	292	146	95	23	18	0	10
	14	303	144	99	28	14	0	18
	15	271	110	98	26	15	1	21
	16	304	161	91	17	16	0	19
	17	483	250	156	33	21	0	23
	18	380	159	149	35	12	0	25
	19	251	115	79	20	14	0	23
	20	367	177	129	29	18	0	14
	21	426	207	164	22	18	0	15
	22	455	213	172	24	28	0	18
	23	333	192	80	24	22	0	15
	24	433	228	138	26	15	0	26
	25	358	175	148	11	14	0	10
	26	398	191	136	27	27	0	17
	27	345	187	97	25	22	0	14
	28	321	165	107	25	10	0	14
	29	337	170	105	28	15	0	19
	30	286	152	91	13	10	0	20
	31	392	180	144	25	20	0	23
	32	381	183	132	26	11	0	29
	33	406	243	94	25	24	0	20
Pittsford		<u>12,046</u>	<u>5,999</u>	<u>4,008</u>	<u>778</u>	<u>535</u>	<u>1</u>	<u>725</u>
Riga								
	1	447	227	109	52	29	0	30
	2	362	195	86	30	32	0	19
	3	318	150	88	39	15	0	26
	4	379	184	90	45	25	0	35

COUNTY COURT JUDGE
DETAIL

LEGISLATIVE DISTRICT OR TOWN	ELECTION DISTRICT	TOTAL VOTERS	ALEX R. RENZI	RICHARD A. DOLLINGER	ALEX R. RENZI	ALEX R. RENZI	SCATTER	BLANK AND VOID
			REP	DEM	IND	CON		
Riga								
	5	315	154	78	40	23	0	20
	6	<u>323</u>	<u>167</u>	<u>72</u>	<u>35</u>	<u>27</u>	<u>0</u>	<u>22</u>
Riga		2,144	1,077	523	241	151	0	152
Rush								
	1	424	222	121	39	17	0	25
	2	332	175	79	45	22	0	11
	3	468	238	146	30	28	0	26
	4	<u>432</u>	<u>213</u>	<u>125</u>	<u>34</u>	<u>28</u>	<u>0</u>	<u>32</u>
Rush		1,656	848	471	148	95	0	94
Sweden								
	1	341	155	89	39	28	0	30
	2	211	81	84	19	8	0	19
	3	431	156	170	50	17	0	38
	4	397	197	126	37	22	0	15
	5	121	52	51	3	10	0	5
	6	345	136	119	38	29	0	23
	7	400	171	138	36	30	0	25
	8	259	128	64	27	20	0	20
	9	258	105	78	30	20	0	25
	10	421	185	119	55	27	0	35
	11	124	45	47	14	8	0	10
	12	<u>291</u>	<u>142</u>	<u>85</u>	<u>31</u>	<u>19</u>	<u>0</u>	<u>14</u>
Sweden		3,599	1,553	1,170	379	238	0	259
Webster								
	1	383	172	118	44	25	0	24
	2	339	145	123	41	13	0	17
	3	334	144	113	42	17	0	18
	4	224	87	75	37	8	0	17
	5	376	157	117	50	23	0	29
	6	378	160	116	54	23	0	25
	7	434	173	154	42	31	0	34
	8	352	157	104	47	24	0	20
	9	464	215	138	54	30	0	27
	10	390	185	105	57	25	0	18
	11	298	133	94	35	12	0	24
	12	461	216	128	50	26	0	41
	13	360	159	123	49	15	0	14
	14	343	145	121	36	20	0	21
	15	249	109	69	33	21	0	17
	16	365	149	126	48	14	0	28
	17	266	119	71	27	25	0	24
	18	310	130	109	36	16	0	19
	19	422	190	130	59	22	0	21

COUNTY COURT JUDGE
DETAIL

LEGISLATIVE DISTRICT OR TOWN	ELECTION DISTRICT	TOTAL VOTERS	ALEX R. RENZI	RICHARD A. DOLLINGER	ALEX R. RENZI	ALEX R. RENZI	SCATTER	BLANK AND VOID
			REP	DEM	IND	CON		
Webster								
	20	404	176	115	53	29	0	31
	21	467	208	150	61	22	1	25
	22	418	165	132	63	23	0	35
	23	344	155	106	45	20	0	18
	24	486	209	134	78	33	0	32
	25	341	142	126	36	14	0	23
	26	347	163	100	44	17	0	23
	27	295	137	86	35	21	0	16
	28	325	148	94	44	17	0	22
	29	313	133	106	36	18	0	20
	30	244	84	104	27	9	0	20
	31	307	138	92	46	15	0	16
	32	354	161	108	37	22	0	26
	33	402	175	125	43	33	0	26
	34	218	110	53	25	10	0	20
	35	230	110	69	22	17	0	12
	36	333	170	91	37	24	0	11
	37	394	176	133	39	22	0	24
	38	505	212	172	64	24	0	33
	39	325	176	82	48	9	0	10
	40	430	193	135	58	18	0	26
	41	292	139	78	30	20	0	25
	42	344	146	104	46	21	0	27
	43	241	109	59	39	14	0	20
Webster		15,107	6,680	4,688	1,897	862	1	979
Wheatland								
	1	409	184	132	38	30	0	25
	2	382	164	120	33	33	0	32
	3	475	199	154	43	31	0	48
	4	344	146	119	29	24	0	26
	5	386	184	97	44	36	0	25
Wheatland		1,996	877	622	187	154	0	156
TOWNS		191,882	85,385	63,473	18,867	10,675	12	13,470
GRAND TOTAL:		236,691	95,542	88,628	22,123	12,062	15	18,321

CITY COURT JUDGE
(VOTE FOR TWO)
SUMMARY

LEGISLATIVE DISTRICT OR TOWN	TOTAL VOTERS	ELLEN M. YACKNIN	STEPHEN K. LINDLEY	ELLEN M. YACKNIN	SCATTER	BLANK AND VOID
		DEM	DEM	WOR		
Leg. Dist. 06	3,294	702	717	53	0	1,822
Leg. Dist. 07	1,810	416	427	26	0	941
Leg. Dist. 21	12,160	3,623	3,708	226	3	4,600
Leg. Dist. 22	6,200	2,014	2,044	54	0	2,088
Leg. Dist. 23	13,922	4,331	4,447	326	7	4,811
Leg. Dist. 24	8,422	2,498	2,596	241	4	3,083
Leg. Dist. 25	8,778	2,884	2,944	153	0	2,797
Leg. Dist. 26	6,732	1,753	1,831	129	2	3,017
Leg. Dist. 27	12,498	4,192	4,344	272	1	3,689
Leg. Dist. 28	6,848	1,779	1,841	124	2	3,102
Leg. Dist. 29	8,954	2,486	2,550	116	0	3,802
GRAND TOTAL:	89,618	26,678	27,449	1,720	19	33,752

CITY COURT JUDGE
(VOTE FOR TWO)
DETAIL

LEGISLATIVE DISTRICT OR TOWN	ELECTION DISTRICT	TOTAL VOTERS	ELLEN M. YACKNIN	STEPHEN K. LINDLEY	ELLEN M. YACKNIN	SCATTER	BLANK AND VOID
			DEM	DEM	WOR		
Leg. Dist. 06							
	1	814	175	187	10	0	442
	2	388	76	76	9	0	227
	3	498	90	93	7	0	308
	4	534	123	125	4	0	282
	5	520	121	112	8	0	279
	6	540	117	124	15	0	284
Leg. Dist. 06		3,294	702	717	53	0	1,822
Leg. Dist. 07							
	1	812	198	200	7	0	407
	2	558	124	131	9	0	294
	3	440	94	96	10	0	240
Leg. Dist. 07		1,810	416	427	26	0	941
Leg. Dist. 21							
	1	512	149	148	10	0	205
	2	530	162	168	14	0	186
	3	278	70	74	3	0	131
	4	332	93	97	4	0	138
	5 /16	656	187	204	23	0	242
	6	408	123	123	4	0	158
	7	768	196	210	14	0	348
	8	218	59	61	8	0	90
	9	496	155	156	9	0	176
	10	694	202	206	5	0	281
	11	276	80	78	5	0	113
	12	580	167	174	9	0	230
	13	212	70	77	10	0	55
	14	692	197	207	20	0	268
	15	600	160	166	5	1	268
	17 /28	500	146	146	9	0	199
	18	428	136	141	12	0	139
	19	164	49	48	6	0	61
	20	274	95	89	1	0	89
	21	452	131	132	6	0	183
	22	470	150	153	7	0	160
	23	340	112	115	5	0	108
	24	550	162	164	11	0	213
	25	456	153	157	6	0	140
	26	370	130	131	9	0	100
	27	254	92	91	2	0	69
	29	186	53	49	1	0	83
	30	40	9	9	2	0	20
	31 /34	210	70	70	2	0	68
	32	30	9	10	0	2	9
	33	184	56	54	4	0	70
Leg. Dist. 21		12,160	3,623	3,708	226	3	4,600

CITY COURT JUDGE
(VOTE FOR TWO)
DETAIL

LEGISLATIVE DISTRICT OR TOWN	ELECTION DISTRICT	TOTAL VOTERS	ELLEN M. YACKNIN	STEPHEN K. LINDLEY	ELLEN M. YACKNIN	SCATTER	BLANK AND VOID
			DEM	DEM	WOR		
Leg. Dist. 22	1 /29-17	530	158	167	7	0	198
	2	154	49	52	1	0	52
	3	326	100	97	2	0	127
	4	142	44	41	0	0	57
	5	330	104	104	4	0	118
	6	294	98	99	0	0	97
	7	186	66	69	2	0	49
	8	326	97	106	8	0	115
	9	242	78	77	2	0	85
	10	274	97	97	1	0	79
	11	348	125	120	5	0	98
	12	198	66	67	1	0	64
	13	134	44	45	1	0	44
	14	338	118	119	2	0	99
	15	334	118	119	1	0	96
	16	136	41	42	0	0	53
	17	132	44	45	0	0	43
	18	166	55	57	1	0	53
	19	238	77	79	5	0	77
	20	310	107	109	2	0	92
	21	272	92	93	1	0	86
	22	394	117	123	3	0	151
	23	242	75	74	3	0	90
	24	154	44	43	2	0	65
Leg. Dist. 22		6,200	2,014	2,044	54	0	2,088
Leg. Dist. 23	1	296	88	90	5	0	113
	2	496	151	145	12	2	186
	3	336	91	96	13	0	136
	4	792	262	272	13	2	243
	5	596	188	183	10	0	215
	6	300	90	97	5	0	108
	7	542	174	191	17	0	160
	8	504	175	192	14	0	123
	9	316	99	104	9	0	104
	10	442	152	150	13	0	127
	11	548	189	205	18	1	135
	12	686	217	225	17	0	227
	13	436	122	130	11	1	172
	14	448	143	143	11	0	151
	15	280	76	83	10	0	111
	16	468	155	156	7	0	150
	17	690	184	180	17	0	309
	18	590	176	166	8	0	240
	19	572	154	161	12	0	245
	20	636	202	215	31	0	188

CITY COURT JUDGE
(VOTE FOR TWO)
DETAIL

LEGISLATIVE DISTRICT OR TOWN	ELECTION DISTRICT	TOTAL VOTERS	ELLEN M. YACKNIN	STEPHEN K. LINDLEY	ELLEN M. YACKNIN	SCATTER	BLANK AND VOID
			DEM	DEM	WOR		
<u>Leg. Dist. 23</u>							
	21	516	171	177	7	0	161
	22	436	155	156	6	1	118
	23	284	86	94	13	0	91
	24	538	154	154	9	0	221
	25	836	286	294	13	0	243
	26	900	273	271	12	0	344
	27	438	118	117	13	0	190
Leg. Dist. 23		<u>13,922</u>	<u>4,331</u>	<u>4,447</u>	<u>326</u>	<u>7</u>	<u>4,811</u>
<u>Leg. Dist. 24</u>							
	1	672	220	242	32	0	178
	2	536	185	188	23	2	138
	3	550	175	183	16	0	176
	4	576	165	168	16	0	227
	5	596	171	170	7	0	248
	6	392	114	114	7	0	157
	7	394	124	126	6	0	138
	8	542	168	182	15	0	177
	9	386	88	100	12	0	186
	10	610	192	221	35	0	162
	11	466	109	108	10	0	239
	12	284	65	63	0	0	156
	13	470	156	155	15	0	144
	14	556	161	174	25	2	194
	15	682	189	192	9	0	292
	16	524	168	162	13	0	181
	17	186	48	48	0	0	90
Leg. Dist. 24		<u>8,422</u>	<u>2,498</u>	<u>2,596</u>	<u>241</u>	<u>4</u>	<u>3,083</u>
<u>Leg. Dist. 25</u>							
	1	516	166	173	12	0	165
	2	400	144	143	4	0	109
	3	670	214	215	7	0	234
	4	146	41	42	0	0	63
	5	384	142	148	4	0	90
	6	438	142	135	11	0	150
	7	464	157	159	2	0	146
	8	508	177	180	7	0	144
	9	326	119	123	2	0	82
	10	492	171	186	7	0	128
	11	382	137	134	2	0	109
	12	596	188	182	23	0	203
	13	426	150	152	5	0	119
	14 /24	666	207	221	23	0	215
	15	348	120	127	1	0	100
	16	114	30	33	5	0	46
	17	266	84	83	1	0	98
	18	538	157	159	12	0	210

CITY COURT JUDGE
(VOTE FOR TWO)
DETAIL

LEGISLATIVE DISTRICT OR TOWN	ELECTION DISTRICT	TOTAL VOTERS	ELLEN M. YACKNIN	STEPHEN K. LINDLEY	ELLEN M. YACKNIN	SCATTER	BLANK AND VOID
			DEM	DEM	WOR		
Leg. Dist. 25							
	19	12	2	2	0	0	8
	20	476	125	130	7	0	214
	21	184	62	62	5	0	55
	22	328	114	118	9	0	87
	23	98	35	37	4	0	22
		<u>8,778</u>	<u>2,884</u>	<u>2,944</u>	<u>153</u>	<u>0</u>	<u>2,797</u>
Leg. Dist. 25							
Leg. Dist. 26							
	1	388	98	109	14	0	167
	2	198	53	59	4	0	82
	3	420	99	103	9	0	209
	4	450	100	113	7	0	230
	5	438	115	116	7	2	198
	7	438	107	108	6	0	217
	8	528	154	161	8	0	205
	9	490	130	140	16	0	204
	10	524	145	146	11	0	222
	11	538	124	125	5	0	284
	12 /28-19	616	173	181	12	0	250
	13 /28-21	332	84	88	5	0	155
	14	448	110	115	10	0	213
	15	494	147	147	9	0	191
	16	426	114	120	6	0	186
	17	4	0	0	0	0	4
		<u>6,732</u>	<u>1,753</u>	<u>1,831</u>	<u>129</u>	<u>2</u>	<u>3,017</u>
Leg. Dist. 26							
Leg. Dist. 27							
	1	592	200	204	9	0	179
	2	578	194	192	15	0	177
	3	552	185	198	21	0	148
	4	598	189	201	30	0	178
	5	636	213	241	20	0	162
	6	560	178	186	10	0	186
	7	562	189	202	13	0	158
	8	532	156	162	8	0	206
	9	648	229	235	19	0	165
	10	568	189	197	13	0	169
	11	624	203	210	14	0	197
	12	508	176	179	8	0	145
	13	554	201	204	5	0	144
	14	362	132	131	5	0	94
	15	478	159	163	8	0	148
	16	598	206	218	21	1	152
	17	252	89	89	4	0	70
	18	338	118	123	6	0	91
	19	570	192	205	12	0	161
	20	354	114	117	4	0	119
	21	262	94	95	1	0	72

CITY COURT JUDGE
(VOTE FOR TWO)
DETAIL

LEGISLATIVE DISTRICT OR TOWN	ELECTION DISTRICT	TOTAL VOTERS	ELLEN M. YACKNIN	STEPHEN K. LINDLEY	ELLEN M. YACKNIN	SCATTER	BLANK AND VOID
			DEM	DEM	WOR		
<u>Leg. Dist. 27</u>							
	22	522	187	185	6	0	144
	23	374	133	137	10	0	94
	27	468	133	134	7	0	194
	28	408	133	136	3	0	136
		<u>12,498</u>	<u>4,192</u>	<u>4,344</u>	<u>272</u>	<u>1</u>	<u>3,689</u>
<u>Leg. Dist. 27</u>							
<u>Leg. Dist. 28</u>							
	1	362	98	100	4	0	160
	2	358	103	101	8	0	146
	3	254	73	79	7	0	95
	4	494	127	135	8	0	224
	5	318	59	61	3	2	193
	6	410	105	106	5	0	194
	7	496	122	127	9	0	238
	8	358	89	98	6	0	165
	9	226	42	48	5	0	131
	10	244	58	68	3	0	115
	11 /25	422	112	112	5	0	193
	12	252	61	62	9	0	120
	13	360	92	95	3	0	170
	14	374	112	119	10	0	133
	15	218	54	48	4	0	112
	16	320	65	70	5	0	180
	17	122	28	29	3	0	62
	18	516	150	153	11	0	202
	22	212	71	68	6	0	67
	23	482	148	150	8	0	176
	24	50	10	12	2	0	26
		<u>6,848</u>	<u>1,779</u>	<u>1,841</u>	<u>124</u>	<u>2</u>	<u>3,102</u>
<u>Leg. Dist. 28</u>							
<u>Leg. Dist. 29</u>							
	1	66	18	18	1	0	29
	2	122	43	42	2	0	35
	3 /7	298	94	96	3	0	105
	4	512	145	150	8	0	209
	5	498	143	146	4	0	205
	6	332	91	90	0	0	151
	8	404	116	120	5	0	163
	9	360	90	92	5	0	173
	10	412	115	116	2	0	179
	11	348	77	76	3	0	192
	12	376	113	112	1	0	150
	13	334	102	100	3	0	129
	14	386	99	105	5	0	177
	15	340	102	104	4	0	130
	16	154	47	49	5	0	53
	18	432	96	99	8	0	229
	19	330	97	96	4	0	133

CITY COURT JUDGE
(VOTE FOR TWO)
DETAIL

LEGISLATIVE DISTRICT OR TOWN	ELECTION DISTRICT	TOTAL VOTERS	ELLEN M. YACKNIN	STEPHEN K. LINDLEY	ELLEN M. YACKNIN	SCATTER	BLANK AND VOID
			DEM	DEM	WOR		
Leg. Dist. 29	20	486	166	173	5	0	142
	21	506	135	148	14	0	209
	22	250	71	67	1	0	111
	23	482	113	123	6	0	240
	24	548	143	153	13	0	239
	25	502	117	126	5	0	254
	26	328	112	112	5	0	99
	27	148	41	37	4	0	66
Leg. Dist. 29		8,954	2,486	2,550	116	0	3,802
GRAND TOTAL:		89,618	26,678	27,449	1,720	19	33,752

SUPERINTENDENT OF HIGHWAYS - 1 YEAR TERM
TOWN OF SWEDEN
DETAIL

LEGISLATIVE DISTRICT OR TOWN	ELECTION DISTRICT	TOTAL VOTERS	FREDERICK E. PERRINE REP	FREDERICK E. PERRINE CON	SCATTER	BLANK AND VOID
Sweden	1	341	184	41	0	116
	2	211	105	20	1	85
	3	431	203	42	0	186
	4	397	229	35	0	133
	5	121	63	14	0	44
	6	345	172	36	0	137
	7	400	197	53	0	150
	8	259	149	27	0	83
	9	258	137	31	0	90
	10	421	235	46	1	139
	11	124	56	14	0	54
	12	291	164	33	0	94
GRAND TOTAL:		<u>3,599</u>	<u>1,894</u>	<u>392</u>	<u>2</u>	<u>1,311</u>

TOWN OF WHEATLAND
MEMBER OF TOWN COUNCIL - 1 YEAR TERM
(VOTE FOR 2)
DETAIL

LEGISLATIVE DISTRICT OR TOWN	ELECTION DISTRICT	TOTAL VOTERS	ROGER	TAMMY	ROGER	TAMMY	SCATTER	BLANK AND VOID
			D. DEWITT REP	L. SPEAR REP	D. DEWITT CON	L. SPEAR CON		
Wheatland	1	818	221	198	50	47	0	302
	2	764	177	190	49	53	0	295
	3	950	250	224	52	49	0	375
	4	688	166	162	47	44	0	269
	5	772	219	205	53	53	0	242
GRAND TOTAL:		<u>3,992</u>	<u>1,033</u>	<u>979</u>	<u>251</u>	<u>246</u>	<u>0</u>	<u>1,483</u>

VILLAGE OF FAIRPORT
VILLAGE MAYOR
DETAIL

LEGISLATIVE DISTRICT OR TOWN	ELECTION DISTRICT	TOTAL VOTERS	CLARK T. KING	CLARK T. KING	SCATTER	BLANK AND VOID
			REP	CON		
Perinton						
	4	307	181	26	0	100
	5	181	120	13	1	47
	6	316	196	30	1	89
	7	414	289	29	0	96
	14	371	246	31	0	94
	25	264	159	36	0	69
	38	415	269	31	0	115
GRAND TOTAL:		<u>2,268</u>	<u>1,460</u>	<u>196</u>	<u>2</u>	<u>610</u>

VILLAGE OF FAIRPORT
VILLAGE TRUSTEE
(VOTE FOR 2)
DETAIL

LEGISLATIVE DISTRICT OR TOWN	ELECTION DISTRICT	TOTAL VOTERS	DONALD F. FERRARO	FREDERICK H. MAY	FREDERICK H. MAY	SCATTER	BLANK AND VOID
			REP	REP	CON		
Perinton							
	4	614	191	164	26	0	233
	5	362	112	110	11	1	128
	6	632	193	174	27	1	237
	7	828	288	274	27	0	239
	14	742	247	233	32	0	230
	25	528	166	150	29	0	183
	38	830	279	265	28	0	258
GRAND TOTAL:		<u>4,536</u>	<u>1,476</u>	<u>1,370</u>	<u>180</u>	<u>2</u>	<u>1,508</u>

VILLAGE OF FAIRPORT
VILLAGE JUSTICE
DETAIL

LEGISLATIVE DISTRICT OR TOWN	ELECTION DISTRICT	TOTAL VOTERS	VINCENT M. BARONE	VINCENT M. BARONE	SCATTER	BLANK AND VOID
			REP	CON		
Perinton						
	4	307	164	25	0	118
	5	181	110	14	0	57
	6	316	185	28	1	102
	7	414	278	30	0	106
	14	371	233	31	0	107
	25	264	156	29	0	79
	38	415	260	31	0	124
GRAND TOTAL:		<u>2,268</u>	<u>1,386</u>	<u>188</u>	<u>1</u>	<u>693</u>

PROPOSAL NUMBER ONE, TOWN PROPOSITION NUMBER ONE
TOWN OF IRONDEQUOIT
CONCERNING LEAF PICKUP
DETAIL

LEGISLATIVE DISTRICT OR TOWN	ELECTION DISTRICT	TOTAL VOTERS	YES	NO	BLANK AND VOID
Irondequoit	1	395	54	217	124
	2	284	45	186	53
	3	382	34	206	142
	4	286	46	184	56
	5	314	63	135	116
	6	465	80	275	110
	7	448	61	284	103
	8	355	67	235	53
	9	362	30	201	131
	10	329	79	212	38
	11	206	37	94	75
	12	267	46	124	97
	13	433	121	291	21
	14	418	61	251	106
	15	411	52	263	96
	16	376	89	232	55
	17	212	63	108	41
	18 /72	380	40	216	124
	19	350	84	135	131
	20	303	46	199	58
	21	318	29	186	103
	22	349	60	204	85
	23	298	45	175	78
	24	293	93	185	15
	25	301	36	167	98
	26	231	16	111	104
	27	213	39	117	57
	28	261	43	172	46
	29	271	61	172	38
	30	298	74	177	47
	31	311	72	163	76
	32	331	94	200	37
	33	252	49	171	32
	34	462	59	270	133
	35	241	28	113	100
	36	181	24	90	67
	37	271	26	152	93
	38	224	19	73	132
	39	199	19	6	174
	40	209	21	152	36
	41	328	56	177	95
	42	336	78	175	83
	43	247	38	106	103
	44	539	92	352	95
	45	263	38	129	96
	46	340	58	232	50
	47	129	19	91	19
	48	318	53	218	47

PROPOSAL NUMBER ONE, TOWN PROPOSITION NUMBER ONE
TOWN OF IRONDEQUOIT
CONCERNING LEAF PICKUP
DETAIL

<u>LEGISLATIVE DISTRICT OR TOWN</u>	<u>ELECTION DISTRICT</u>	<u>TOTAL VOTERS</u>	<u>YES</u>	<u>NO</u>	<u>BLANK AND VOID</u>
Irondequoit	49	270	33	156	81
	50	231	18	85	128
	51	392	88	263	41
	52	327	41	157	129
	53	296	35	163	98
	54	114	17	50	47
	55	363	81	208	74
	56	321	33	177	111
	57	457	60	203	194
	58	343	49	182	112
	59	318	43	209	66
	60	334	65	188	81
	61	418	81	234	103
	62	340	47	195	98
	63	241	47	135	59
	64 /70	282	51	201	30
	65	208	30	85	93
	66	146	18	42	86
	67	233	28	151	54
	68	325	37	153	135
	69	165	17	40	108
	71	68	7	33	28
GRAND TOTAL:		<u><u>21,182</u></u>	<u><u>3,463</u></u>	<u><u>11,894</u></u>	<u><u>5,825</u></u>

VOTER TURNOUT
2002 GENERAL ELECTION
SUMMARY

LEGISLATIVE DISTRICT OR TOWN	VOTERS ELIGIBLE	VOTED	TURNOUT
Legislative District 6	3,054	1,647	53.9
Legislative District 7	1,543	905	58.7
Legislative District 21	11,954	6,080	50.9
Legislative District 22	8,979	3,100	34.5
Legislative District 23	11,939	6,961	58.3
Legislative District 24	6,814	4,211	61.8
Legislative District 25	9,630	4,389	45.6
Legislative District 26	6,904	3,366	48.8
Legislative District 27	12,378	6,249	50.5
Legislative District 28	8,536	3,424	40.1
Legislative District 29	10,205	4,477	43.9
CITY	91,936	44,809	48.7
Brighton	21,460	14,274	66.5
Chili	17,144	10,231	59.7
Clarkson	3,458	2,048	59.2
East Rochester	3,681	2,086	56.7
Gates	17,452	9,438	54.1
Greece	58,334	33,057	56.7
Hamlin	5,011	2,802	55.9
Henrietta	18,721	11,098	59.3
Irondequoit	33,756	21,182	62.8
Mendon	5,748	3,625	63.1
Ogden	11,196	6,687	59.7
Parma	8,917	5,081	57.0
Penfield	22,410	14,130	63.1
Perinton	30,764	19,595	63.7
Pittsford	17,856	12,046	67.5
Riga	3,529	2,144	60.8
Rush	2,397	1,656	69.1
Sweden	6,189	3,599	58.2
Webster	24,531	15,107	61.6
Wheatland	3,174	1,996	62.9
TOWNS	315,728	191,882	60.8
GRAND TOTAL:	407,664	236,691	58.1

VOTER TURNOUT
2002 GENERAL ELECTION
DETAIL

LEGISLATIVE DISTRICT OR TOWN	ELECTION DISTRICT	VOTERS ELIGIBLE	VOTED	TURNOUT
Leg. Dist. 06				
	1	725	407	56.1
	2	393	194	49.4
	3	442	249	56.3
	4	498	267	53.6
	5	471	260	55.2
	6	525	270	51.4
Leg. Dist. 06		3,054	1,647	53.9
Leg. Dist. 07				
	1	681	406	59.6
	2	465	279	60.0
	3	397	220	55.4
Leg. Dist. 07		1,543	905	58.7
Leg. Dist. 21				
	1	470	256	54.5
	2	446	265	59.4
	3	312	139	44.6
	4	340	166	48.8
	5/16	564	328	58.2
	6	459	204	44.4
	7	660	384	58.2
	8	186	109	58.6
	9	467	248	53.1
	10	515	347	67.4
	11	317	138	43.5
	12	534	290	54.3
	13	198	106	53.5
	14	587	346	58.9
	15	560	300	53.6
	17/28	538	250	46.5
	18	512	214	41.8
	19	196	82	41.8
	20	228	137	60.1
	21	467	226	48.4
	22	652	235	36.0
	23	418	170	40.7
	24	424	275	64.9
	25	519	228	43.9
	26	435	185	42.5
	27	301	127	42.2
	29	202	93	46.0
	30	45	20	44.4
	31/34	197	105	53.3
	32	31	15	48.4
	33	174	92	52.9
Leg. Dist. 21		11,954	6,080	50.9

VOTER TURNOUT
2002 GENERAL ELECTION
DETAIL

LEGISLATIVE DISTRICT OR TOWN	ELECTION DISTRICT	VOTERS ELIGIBLE	VOTED	TURNOUT
Leg. Dist. 22	1/29-17	646	265	41.0
	2	212	77	36.3
	3	462	163	35.3
	4	273	71	26.0
	5	491	165	33.6
	6	289	147	50.9
	7	250	93	37.2
	8	409	163	39.9
	9	439	121	27.6
	10	450	137	30.4
	11	435	174	40.0
	12	314	99	31.5
	13	219	67	30.6
	14	441	169	38.3
	15	516	167	32.4
	16	277	68	24.5
	17	294	66	22.4
	18	189	83	43.9
	19	364	119	32.7
	20	419	155	37.0
	21	321	136	42.4
	22	582	197	33.8
	23	419	121	28.9
	24	268	77	28.7
Leg. Dist. 22		8,979	3,100	34.5
Leg. Dist. 23	1	247	148	59.9
	2	543	248	45.7
	3	336	168	50.0
	4	652	396	60.7
	5	590	298	50.5
	6	305	150	49.2
	7	507	271	53.5
	8	462	252	54.5
	9	276	158	57.2
	10	392	221	56.4
	11	456	274	60.1
	12	504	343	68.1
	13	360	218	60.6
	14	439	224	51.0
	15	333	140	42.0
	16	517	234	45.3
	17	547	345	63.1
	18	513	295	57.5
	19	488	286	58.6
	20	474	318	67.1
	21	398	258	64.8

VOTER TURNOUT
2002 GENERAL ELECTION
DETAIL

LEGISLATIVE DISTRICT OR TOWN	ELECTION DISTRICT	VOTERS ELIGIBLE	VOTED	TURNOUT
Leg. Dist. 23				
	22	332	218	65.7
	23	266	142	53.4
	24	421	269	63.9
	25	582	418	71.8
	26	664	450	67.8
	27	335	219	65.4
Leg. Dist. 23		11,939	6,961	58.3
Leg. Dist. 24				
	1	474	336	70.9
	2	356	268	75.3
	3	436	275	63.1
	4	490	288	58.8
	5	539	298	55.3
	6	331	196	59.2
	7	288	197	68.4
	8	402	271	67.4
	9	303	193	63.7
	10	500	305	61.0
	11	376	233	62.0
	12	216	142	65.7
	13	435	235	54.0
	14	516	278	53.9
	15	547	341	62.3
	16	449	262	58.4
	17	156	93	59.6
Leg. Dist. 24		6,814	4,211	61.8
Leg. Dist. 25				
	1	474	258	54.4
	2	501	200	39.9
	3	603	335	55.6
	4	145	73	50.3
	5	422	192	45.5
	6	439	219	49.9
	7	587	232	39.5
	8	622	254	40.8
	9	379	163	43.0
	10	508	246	48.4
	11	516	191	37.0
	12	590	298	50.5
	13	611	213	34.9
	14/24	573	333	58.1
	15	458	174	38.0
	16	117	57	48.7
	17	352	133	37.8
	18	480	269	56.0
	19	38	6	15.8

VOTER TURNOUT
2002 GENERAL ELECTION
DETAIL

LEGISLATIVE DISTRICT OR TOWN	ELECTION DISTRICT	VOTERS ELIGIBLE	VOTED	TURNOUT
Leg. Dist. 25				
	20	544	238	43.8
	21	165	92	55.8
	22	328	164	50.0
	23	178	49	27.5
		9,630	4,389	45.6
Leg. Dist. 25				
Leg. Dist. 26				
	1	456	194	42.5
	2	261	99	37.9
	3	478	210	43.9
	4	353	225	63.7
	5	407	219	53.8
	7	477	219	45.9
	8	511	264	51.7
	9	484	245	50.6
	10	498	262	52.6
	11	494	269	54.5
	12/28-19	621	308	49.6
	13/28-21	322	166	51.6
	14	510	224	43.9
	15	475	247	52.0
	16	550	213	38.7
	17	7	2	28.6
		6,904	3,366	48.8
Leg. Dist. 26				
Leg. Dist. 27				
	1	565	296	52.4
	2	526	289	54.9
	3	463	276	59.6
	4	572	299	52.3
	5	619	318	51.4
	6	575	280	48.7
	7	515	281	54.6
	8	606	266	43.9
	9	551	324	58.8
	10	479	284	59.3
	11	578	312	54.0
	12	465	254	54.6
	13	562	277	49.3
	14	383	181	47.3
	15	480	239	49.8
	16	550	299	54.4
	17	288	126	43.8
	18	424	169	39.9
	19	541	285	52.7
	20	415	177	42.7
	21	264	131	49.6
	22	531	261	49.2

VOTER TURNOUT
2002 GENERAL ELECTION
DETAIL

LEGISLATIVE DISTRICT OR TOWN	ELECTION DISTRICT	VOTERS ELIGIBLE	VOTED	TURNOUT
Leg. Dist. 27				
	23	358	187	52.2
	27	478	234	49.0
	28	590	204	34.6
Leg. Dist. 27		<u>12,378</u>	<u>6,249</u>	<u>50.5</u>
Leg. Dist. 28				
	1	363	181	49.9
	2	528	179	33.9
	3	358	127	35.5
	4	576	247	42.9
	5	287	159	55.4
	6	372	205	55.1
	7	581	248	42.7
	8	491	179	36.5
	9	274	113	41.2
	10	328	122	37.2
	11/25	560	211	37.7
	12	356	126	35.4
	13	485	180	37.1
	14	594	187	31.5
	15	352	109	31.0
	16	349	160	45.8
	17	223	61	27.4
	18	607	258	42.5
	22	313	106	33.9
	23	444	241	54.3
	24	95	25	26.3
Leg. Dist. 28		<u>8,536</u>	<u>3,424</u>	<u>40.1</u>
Leg. Dist. 29				
	1	99	33	33.3
	2	236	61	25.8
	3/7	425	149	35.1
	4	533	256	48.0
	5	506	249	49.2
	6	377	166	44.0
	8	453	202	44.6
	9	367	180	49.0
	10	560	206	36.8
	11	344	174	50.6
	12	451	188	41.7
	13	506	167	33.0
	14	427	193	45.2
	15	497	170	34.2
	16	250	77	30.8
	18	347	216	62.2
	19	481	165	34.3
	20	690	243	35.2

VOTER TURNOUT
2002 GENERAL ELECTION
DETAIL

LEGISLATIVE DISTRICT OR TOWN	ELECTION DISTRICT	VOTERS ELIGIBLE	VOTED	TURNOUT
Leg. Dist. 29				
	21	500	253	50.6
	22	178	125	70.2
	23	343	241	70.3
	24	588	274	46.6
	25	388	251	64.7
	26	447	164	36.7
	27	212	74	34.9
Leg. Dist. 29		10,205	4,477	43.9
CITY		91,936	44,809	48.7
Brighton				
	1	545	370	67.9
	2	408	247	60.5
	3	461	308	66.8
	4	460	300	65.2
	5	501	325	64.9
	6	696	479	68.8
	7	442	292	66.1
	8	528	364	68.9
	9	405	292	72.1
	10	538	371	69.0
	11	566	410	72.4
	12	627	450	71.8
	13	370	275	74.3
	14	353	182	51.6
	15	417	275	65.9
	16	351	264	75.2
	17	326	201	61.7
	18	459	336	73.2
	19	321	231	72.0
	20	427	243	56.9
	21	418	278	66.5
	22	526	369	70.2
	23	426	327	76.8
	24	398	261	65.6
	25	373	263	70.5
	26	442	293	66.3
	27	391	274	70.1
	28	635	440	69.3
	29	338	240	71.0
	30	834	528	63.3
	31	416	291	70.0
	32	529	378	71.5
	33	567	390	68.8
	34	456	318	69.7
	35	479	325	67.8
	36	474	237	50.0

VOTER TURNOUT
2002 GENERAL ELECTION
DETAIL

<u>LEGISLATIVE DISTRICT OR TOWN</u>	<u>ELECTION DISTRICT</u>	<u>VOTERS ELIGIBLE</u>	<u>VOTED</u>	<u>TURNOUT</u>
Brighton				
	37	588	344	58.5
	38	591	401	67.9
	39	390	266	68.2
	40	782	510	65.2
	41	626	359	57.3
	42	152	115	75.7
	43	549	339	61.7
	44	281	152	54.1
	45	361	206	57.1
	46	237	155	65.4
Brighton		21,460	14,274	66.5
Chili				
	1	470	301	64.0
	2	611	377	61.7
	3	679	379	55.8
	4	464	240	51.7
	5	503	306	60.8
	6	550	350	63.6
	7	326	174	53.4
	8	478	333	69.7
	9	454	316	69.6
	10	432	267	61.8
	11	709	389	54.9
	12	804	449	55.8
	13	713	452	63.4
	14	567	360	63.5
	15	533	329	61.7
	16	630	395	62.7
	17	955	681	71.3
	18	751	461	61.4
	19	466	294	63.1
	20	805	461	57.3
	21	402	252	62.7
	22	711	395	55.6
	23	472	249	52.8
	24	680	368	54.1
	25	481	258	53.6
	26	714	402	56.3
	27	527	304	57.7
	28	469	263	56.1
	29	372	228	61.3
	30	376	181	48.1
	31	40	17	42.5
Chili		17,144	10,231	59.7
Clarkson				
	1	657	365	55.6

VOTER TURNOUT
2002 GENERAL ELECTION
DETAIL

<u>LEGISLATIVE DISTRICT OR TOWN</u>	<u>ELECTION DISTRICT</u>	<u>VOTERS ELIGIBLE</u>	<u>VOTED</u>	<u>TURNOUT</u>
Clarkson				
	2	538	304	56.5
	3	550	339	61.6
	4	730	453	62.1
	5	590	324	54.9
	6	393	263	66.9
		<u>3,458</u>	<u>2,048</u>	<u>59.2</u>
Clarkson				
East Rochester				
	1	678	362	53.4
	2	520	292	56.2
	3	501	326	65.1
	4	522	293	56.1
	5	456	254	55.7
	6	485	273	56.3
	7	519	286	55.1
		<u>3,681</u>	<u>2,086</u>	<u>56.7</u>
East Rochester				
Gates				
	1	363	211	58.1
	2	497	293	59.0
	3	447	195	43.6
	4	525	296	56.4
	5	575	400	69.6
	6	563	326	57.9
	7	717	382	53.3
	8	409	233	57.0
	9	624	362	58.0
	10	274	181	66.1
	11	364	209	57.4
	12	365	186	51.0
	13	655	319	48.7
	14	445	246	55.3
	15	687	382	55.6
	16	474	246	51.9
	17	516	251	48.6
	18	629	310	49.3
	19	486	283	58.2
	20	490	275	56.1
	21	498	276	55.4
	22	420	242	57.6
	23	503	280	55.7
	24	643	301	46.8
	25	510	295	57.8
	26	620	334	53.9
	27	696	353	50.7
	28	481	231	48.0
	29	561	267	47.6
	30	312	180	57.7

VOTER TURNOUT
2002 GENERAL ELECTION
DETAIL

<u>LEGISLATIVE DISTRICT OR TOWN</u>	<u>ELECTION DISTRICT</u>	<u>VOTERS ELIGIBLE</u>	<u>VOTED</u>	<u>TURNOUT</u>
Gates				
	31	420	225	53.6
	32	537	324	60.3
	33	303	148	48.8
	34	442	210	47.5
	35	401	186	46.4
		17,452	9,438	54.1
Gates				
Greece				
	1	473	291	61.5
	2	509	303	59.5
	3	519	313	60.3
	4	436	253	58.0
	5	436	227	52.1
	6	432	232	53.7
	7	605	315	52.1
	8	558	267	47.8
	9	535	273	51.0
	10	523	259	49.5
	11	323	145	44.9
	12	402	214	53.2
	13	446	288	64.6
	14	444	261	58.8
	15	454	263	57.9
	16	325	205	63.1
	17	593	351	59.2
	18	589	366	62.1
	19	495	241	48.7
	20	524	254	48.5
	21	524	325	62.0
	22	423	233	55.1
	23	685	400	58.4
	24	825	481	58.3
	25	557	285	51.2
	26	477	258	54.1
	27	807	408	50.6
	28	652	346	53.1
	29	530	322	60.8
	30	404	252	62.4
	31	464	296	63.8
	32	598	325	54.3
	33	773	417	53.9
	34	541	336	62.1
	35	468	279	59.6
	36	625	378	60.5
	37	401	243	60.6
	38	619	341	55.1
	39	344	207	60.2
	40	449	260	57.9

VOTER TURNOUT
2002 GENERAL ELECTION
DETAIL

<u>LEGISLATIVE DISTRICT OR TOWN</u>	<u>ELECTION DISTRICT</u>	<u>VOTERS ELIGIBLE</u>	<u>VOTED</u>	<u>TURNOUT</u>
Greece				
	41	552	323	58.5
	42	539	289	53.6
	43	717	407	56.8
	44	630	377	59.8
	45	724	423	58.4
	46	383	210	54.8
	47	488	336	68.9
	48	439	248	56.5
	49	396	279	70.5
	50	551	329	59.7
	51	342	218	63.7
	52	710	387	54.5
	53	527	239	45.4
	54	549	316	57.6
	55	452	298	65.9
	56	673	396	58.8
	57	605	331	54.7
	58	701	389	55.5
	59	552	236	42.8
	60	525	283	53.9
	61	580	312	53.8
	62	722	394	54.6
	63	620	354	57.1
	64	510	290	56.9
	65	580	362	62.4
	66	366	209	57.1
	67	483	273	56.5
	68	617	412	66.8
	69	369	247	66.9
	70	532	289	54.3
	71	632	405	64.1
	72	650	355	54.6
	73	402	203	50.5
	74	541	256	47.3
	75	519	280	53.9
	76	384	240	62.5
	77	605	384	63.5
	78	415	253	61.0
	79	572	344	60.1
	80	646	370	57.3
	81	405	274	67.7
	82	562	247	44.0
	83	514	233	45.3
	84	651	396	60.8
	85	717	365	50.9
	86	722	441	61.1
	87	515	300	58.3
	88	565	326	57.7

VOTER TURNOUT
2002 GENERAL ELECTION
DETAIL

<u>LEGISLATIVE DISTRICT OR TOWN</u>	<u>ELECTION DISTRICT</u>	<u>VOTERS ELIGIBLE</u>	<u>VOTED</u>	<u>TURNOUT</u>
Greece				
	89	496	278	56.0
	90	604	339	56.1
	91	725	399	55.0
	92	952	551	57.9
	93	703	389	55.3
	94	531	296	55.7
	95	483	232	48.0
	96	592	356	60.1
	97	684	428	62.6
	98	755	393	52.1
	99	584	335	57.4
	100	639	339	53.1
	101	422	223	52.8
	102	749	388	51.8
	103	613	379	61.8
	104	646	378	58.5
	105	427	245	57.4
	106	491	268	54.6
		58,334	33,057	56.7
Greece				
Hamlin				
	1	568	287	50.5
	2	572	354	61.9
	3	380	238	62.6
	4	403	226	56.1
	5	508	275	54.1
	6	357	196	54.9
	7	663	377	56.9
	8	471	243	51.6
	9	405	203	50.1
	10	588	350	59.5
	11	96	53	55.2
		5,011	2,802	55.9
Hamlin				
Henrietta				
	1	654	403	61.6
	2	504	271	53.8
	3	371	204	55.0
	4	475	267	56.2
	5	563	343	60.9
	6	571	351	61.5
	7	443	316	71.3
	8	560	323	57.7
	9	502	261	52.0
	10	558	312	55.9
	11	553	292	52.8
	12	508	338	66.5
	13	606	333	55.0

VOTER TURNOUT
2002 GENERAL ELECTION
DETAIL

<u>LEGISLATIVE DISTRICT OR TOWN</u>	<u>ELECTION DISTRICT</u>	<u>VOTERS ELIGIBLE</u>	<u>VOTED</u>	<u>TURNOUT</u>
Henrietta	14	437	251	57.4
	15	600	319	53.2
	16	419	236	56.3
	17	595	398	66.9
	18	626	380	60.7
	19	539	285	52.9
	20	856	494	57.7
	21	415	276	66.5
	22	628	442	70.4
	23	553	293	53.0
	24	528	273	51.7
	25	483	316	65.4
	26	739	426	57.6
	27	690	431	62.5
	28	566	370	65.4
	29	574	354	61.7
	30	814	480	59.0
	31	387	208	53.7
	32	587	375	63.9
	33	419	265	63.2
	34	398	212	53.3
Henrietta		<u>18,721</u>	<u>11,098</u>	<u>59.3</u>
Irondequoit	1	622	395	63.5
	2	433	284	65.6
	3	646	382	59.1
	4	466	286	61.4
	5	519	314	60.5
	6	684	465	68.0
	7	611	448	73.3
	8	541	355	65.6
	9	574	362	63.1
	10	460	329	71.5
	11	321	206	64.2
	12	425	267	62.8
	13	647	433	66.9
	14	624	418	67.0
	15	566	411	72.6
	16	569	376	66.1
	17	349	212	60.7
	18/72	626	380	60.7
	19	630	350	55.6
	20	396	303	76.5
	21	492	318	64.6
	22	518	349	67.4
	23	464	298	64.2
	24	447	293	65.5

VOTER TURNOUT
2002 GENERAL ELECTION
DETAIL

LEGISLATIVE DISTRICT OR TOWN	ELECTION DISTRICT	VOTERS ELIGIBLE	VOTED	TURNOUT
Irondequoit				
	25	533	301	56.5
	26	441	231	52.4
	27	317	213	67.2
	28	432	261	60.4
	29	436	271	62.2
	30	442	298	67.4
	31	464	311	67.0
	32	547	331	60.5
	33	402	252	62.7
	34	711	462	65.0
	35	365	241	66.0
	36	428	181	42.3
	37	458	271	59.2
	38	391	224	57.3
	39	372	199	53.5
	40	312	209	67.0
	41	517	328	63.4
	42	473	336	71.0
	43	432	247	57.2
	44	811	539	66.5
	45	432	263	60.9
	46	536	340	63.4
	47	192	129	67.2
	48	475	318	66.9
	49	447	270	60.4
	50	471	231	49.0
	51	572	392	68.5
	52	568	327	57.6
	53	494	296	59.9
	54	219	114	52.1
	55	572	363	63.5
	56	455	321	70.5
	57	706	457	64.7
	58	597	343	57.5
	59	475	318	66.9
	60	528	334	63.3
	61	627	418	66.7
	62	539	340	63.1
	63	385	241	62.6
	64/70	433	282	65.1
	65	382	208	54.5
	66	371	146	39.4
	67	389	233	59.9
	68	543	325	59.9
	69	298	165	55.4
	71	136	68	50.0
Irondequoit		33,756	21,182	62.8

VOTER TURNOUT
2002 GENERAL ELECTION
DETAIL

<u>LEGISLATIVE DISTRICT OR TOWN</u>	<u>ELECTION DISTRICT</u>	<u>VOTERS ELIGIBLE</u>	<u>VOTED</u>	<u>TURNOUT</u>
Mendon				
	1	736	470	63.9
	2	656	414	63.1
	3	727	488	67.1
	4	622	378	60.8
	5	675	436	64.6
	6	624	396	63.5
	7	734	465	63.4
	8	378	194	51.3
	9	596	384	64.4
		5,748	3,625	63.1
Mendon				
Ogden				
	1	555	366	65.9
	2	557	375	67.3
	3	674	417	61.9
	4	563	328	58.3
	5	563	373	66.3
	6	672	386	57.4
	7	313	203	64.9
	8	553	319	57.7
	9	545	355	65.1
	10	532	309	58.1
	11	514	327	63.6
	12	599	315	52.6
	13	599	335	55.9
	14	537	271	50.5
	15	705	405	57.4
	16	365	212	58.1
	17	479	274	57.2
	18	669	360	53.8
	19	589	358	60.8
	20	613	399	65.1
		11,196	6,687	59.7
Ogden				
Parma				
	1	635	386	60.8
	2	743	435	58.5
	3	538	292	54.3
	4	633	350	55.3
	5	461	266	57.7
	6	282	165	58.5
	7	605	335	55.4
	8	563	362	64.3
	9	663	378	57.0
	10	609	356	58.5
	11	634	384	60.6
	12	732	367	50.1
	13	692	396	57.2

VOTER TURNOUT
2002 GENERAL ELECTION
DETAIL

<u>LEGISLATIVE DISTRICT OR TOWN</u>	<u>ELECTION DISTRICT</u>	<u>VOTERS ELIGIBLE</u>	<u>VOTED</u>	<u>TURNOUT</u>
Parma				
	14	610	309	50.7
	15	517	300	58.0
Parma		<u>8,917</u>	<u>5,081</u>	<u>57.0</u>
Penfield				
	1	276	163	59.1
	2	602	343	57.0
	3	402	273	67.9
	4	728	443	60.9
	5	558	376	67.4
	6	523	304	58.1
	7	492	361	73.4
	8	675	384	56.9
	9	656	477	72.7
	10	470	301	64.0
	11	377	242	64.2
	12	607	421	69.4
	13	663	395	59.6
	14	699	430	61.5
	15	642	414	64.5
	16	257	170	66.1
	17	571	394	69.0
	18	423	267	63.1
	19	734	492	67.0
	20	660	416	63.0
	21	664	420	63.3
	22	514	345	67.1
	23	781	513	65.7
	24	745	490	65.8
	25	511	348	68.1
	26	371	229	61.7
	27	653	423	64.8
	28	513	274	53.4
	29	768	450	58.6
	30	815	540	66.3
	31	399	233	58.4
	32	445	287	64.5
	33	528	352	66.7
	34	416	249	59.9
	35	647	391	60.4
	36	525	306	58.3
	37	785	465	59.2
	38	413	243	58.8
	39	372	193	51.9
	40	530	313	59.1
Penfield		<u>22,410</u>	<u>14,130</u>	<u>63.1</u>
Perinton				

VOTER TURNOUT
2002 GENERAL ELECTION
DETAIL

LEGISLATIVE DISTRICT OR TOWN	ELECTION DISTRICT	VOTERS ELIGIBLE	VOTED	TURNOUT
Perinton				
	1	747	479	64.1
	2	717	437	60.9
	3	494	351	71.1
	4	497	307	61.8
	5	340	181	53.2
	6	454	316	69.6
	7	614	414	67.4
	8	575	362	63.0
	9	713	464	65.1
	10	675	416	61.6
	11	444	280	63.1
	12	541	364	67.3
	13	485	321	66.2
	14	555	371	66.8
	15	574	326	56.8
	16	446	306	68.6
	17	569	396	69.6
	18	529	362	68.4
	19	526	345	65.6
	20	557	378	67.9
	21	636	410	64.5
	22	417	283	67.9
	23	604	386	63.9
	24	843	530	62.9
	25	426	264	62.0
	26	589	423	71.8
	27	445	312	70.1
	28	460	314	68.3
	29	353	252	71.4
	30	595	337	56.6
	31	718	453	63.1
	32	530	315	59.4
	33	566	376	66.4
	34	628	371	59.1
	35	512	331	64.6
	36	387	211	54.5
	37	594	364	61.3
	38	708	415	58.6
	39	620	385	62.1
	40	420	288	68.6
	41	379	257	67.8
	42	562	306	54.4
	43	732	493	67.3
	44	454	294	64.8
	45	907	596	65.7
	46	333	213	64.0
	47	609	367	60.3
	48	440	261	59.3

VOTER TURNOUT
2002 GENERAL ELECTION
DETAIL

LEGISLATIVE DISTRICT OR TOWN	ELECTION DISTRICT	VOTERS ELIGIBLE	VOTED	TURNOUT
Perinton				
	49	486	301	61.9
	50	329	149	45.3
	51	538	342	63.6
	52	587	338	57.6
	53	494	318	64.4
	54	790	498	63.0
	55	501	348	69.5
	56	520	318	61.2
Perinton		<u>30,764</u>	<u>19,595</u>	<u>63.7</u>
Pittsford				
	1	503	333	66.2
	2	487	329	67.6
	3	685	478	69.8
	4	647	430	66.5
	5	424	287	67.7
	6	612	419	68.5
	7	293	205	70.0
	8	528	380	72.0
	9	600	412	68.7
	10	862	599	69.5
	11	482	337	69.9
	12	516	315	61.0
	13	396	292	73.7
	14	414	303	73.2
	15	508	271	53.3
	16	438	304	69.4
	17	718	483	67.3
	18	579	380	65.6
	19	357	251	70.3
	20	529	367	69.4
	21	630	426	67.6
	22	654	455	69.6
	23	493	333	67.5
	24	620	433	69.8
	25	516	358	69.4
	26	548	398	72.6
	27	512	345	67.4
	28	497	321	64.6
	29	507	337	66.5
	30	441	286	64.9
	31	642	392	61.1
	32	558	381	68.3
	33	660	406	61.5
Pittsford		<u>17,856</u>	<u>12,046</u>	<u>67.5</u>
Riga				
	1	746	447	59.9

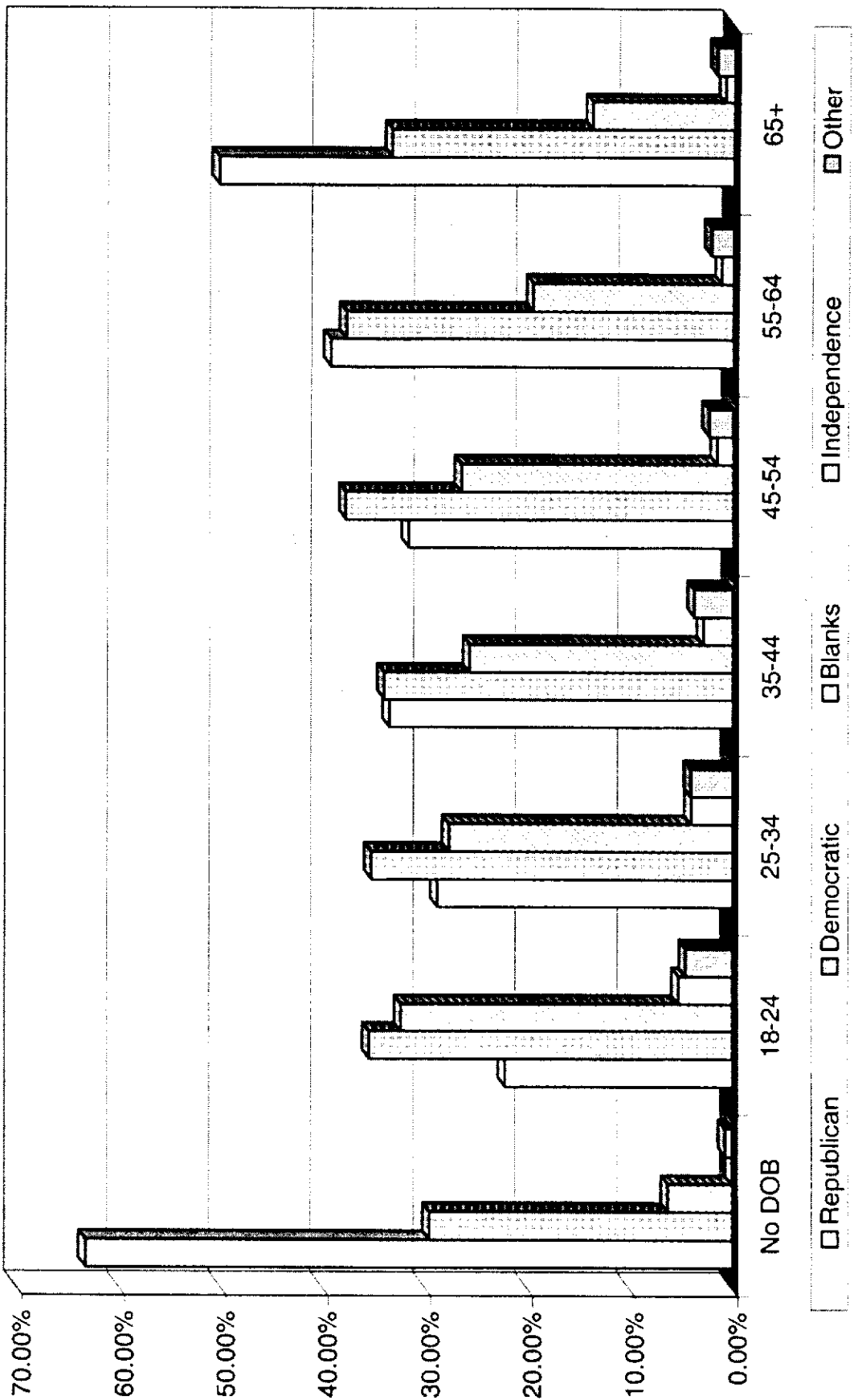
VOTER TURNOUT
2002 GENERAL ELECTION
DETAIL

<u>LEGISLATIVE DISTRICT OR TOWN</u>	<u>ELECTION DISTRICT</u>	<u>VOTERS ELIGIBLE</u>	<u>VOTED</u>	<u>TURNOUT</u>
Riga				
	2	597	362	60.6
	3	503	318	63.2
	4	617	379	61.4
	5	530	315	59.4
	6	536	323	60.3
		<hr/>	<hr/>	<hr/>
Riga		3,529	2,144	60.8
Rush				
	1	634	424	66.9
	2	489	332	67.9
	3	631	468	74.2
	4	643	432	67.2
		<hr/>	<hr/>	<hr/>
Rush		2,397	1,656	69.1
Sweden				
	1	587	341	58.1
	2	388	211	54.4
	3	735	431	58.6
	4	726	397	54.7
	5	179	121	67.6
	6	569	345	60.6
	7	616	400	64.9
	8	448	259	57.8
	9	487	258	53.0
	10	726	421	58.0
	11	255	124	48.6
	12	473	291	61.5
		<hr/>	<hr/>	<hr/>
Sweden		6,189	3,599	58.2
Webster				
	1	529	383	72.4
	2	731	339	46.4
	3	506	334	66.0
	4	393	224	57.0
	5	640	376	58.8
	6	576	378	65.6
	7	681	434	63.7
	8	543	352	64.8
	9	701	464	66.2
	10	599	390	65.1
	11	481	298	62.0
	12	673	461	68.5
	13	535	360	67.3
	14	507	343	67.7
	15	415	249	60.0
	16	656	365	55.6
	17	443	266	60.0
	18	463	310	67.0

VOTER TURNOUT
2002 GENERAL ELECTION
DETAIL

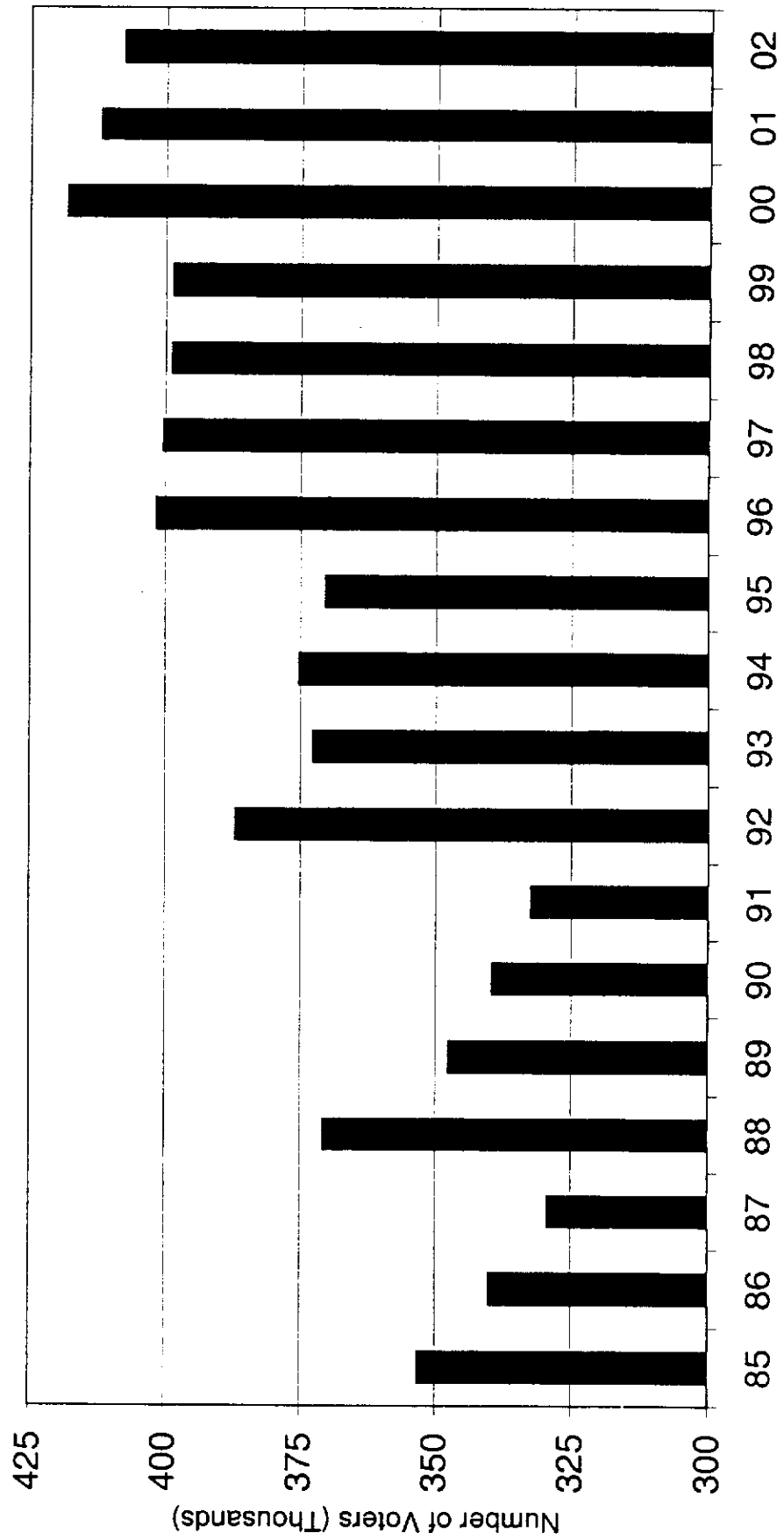
<u>LEGISLATIVE DISTRICT OR TOWN</u>	<u>ELECTION DISTRICT</u>	<u>VOTERS ELIGIBLE</u>	<u>VOTED</u>	<u>TURNOUT</u>
Webster				
	19	715	422	59.0
	20	679	404	59.5
	21	732	467	63.8
	22	658	418	63.5
	23	539	344	63.8
	24	832	486	58.4
	25	637	341	53.5
	26	626	347	55.4
	27	484	295	61.0
	28	504	325	64.5
	29	468	313	66.9
	30	469	244	52.0
	31	564	307	54.4
	32	627	354	56.5
	33	637	402	63.1
	34	372	218	58.6
	35	407	230	56.5
	36	551	333	60.4
	37	623	394	63.2
	38	805	505	62.7
	39	464	325	70.0
	40	668	430	64.4
	41	464	292	62.9
	42	520	344	66.2
	43	414	241	58.2
Webster		24,531	15,107	61.6
Wheatland				
	1	580	409	70.5
	2	599	382	63.8
	3	766	475	62.0
	4	595	344	57.8
	5	634	386	60.9
Wheatland		3,174	1,996	62.9
TOWNS		315,728	191,882	60.8
GRAND TOTAL:		407,664	236,691	58.1

PARTY ENROLLMENT BY AGE



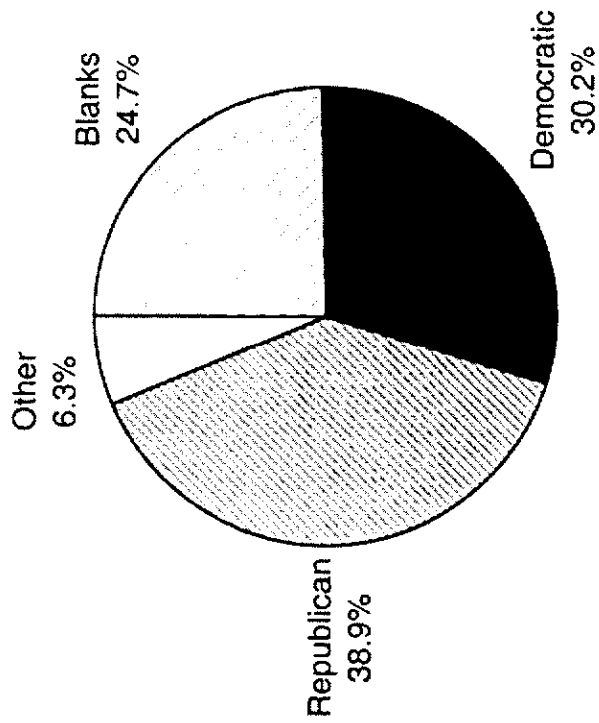
Voter Registration

for 1985-2002 General Elections

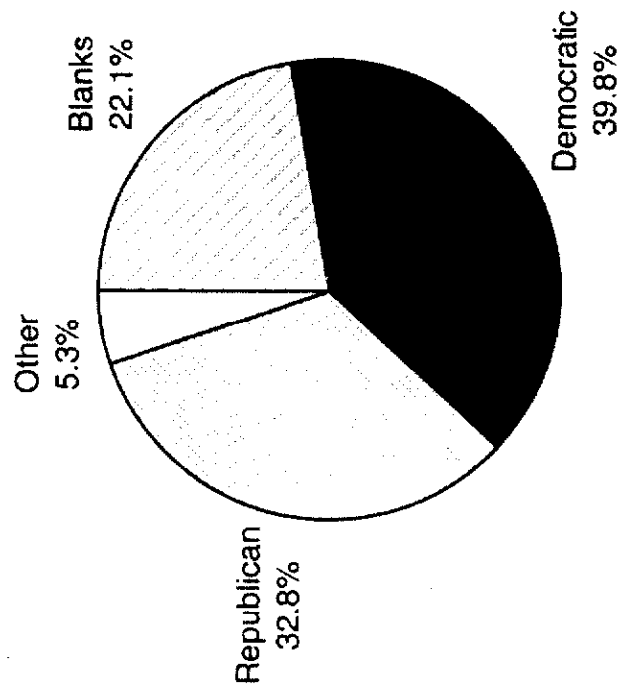


PROFILE OF PARTY ENROLLMENTS

By Gender



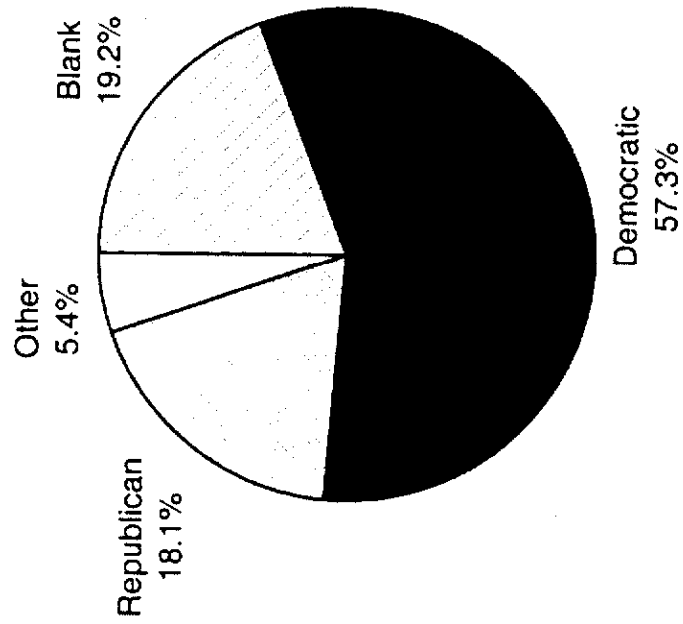
Male



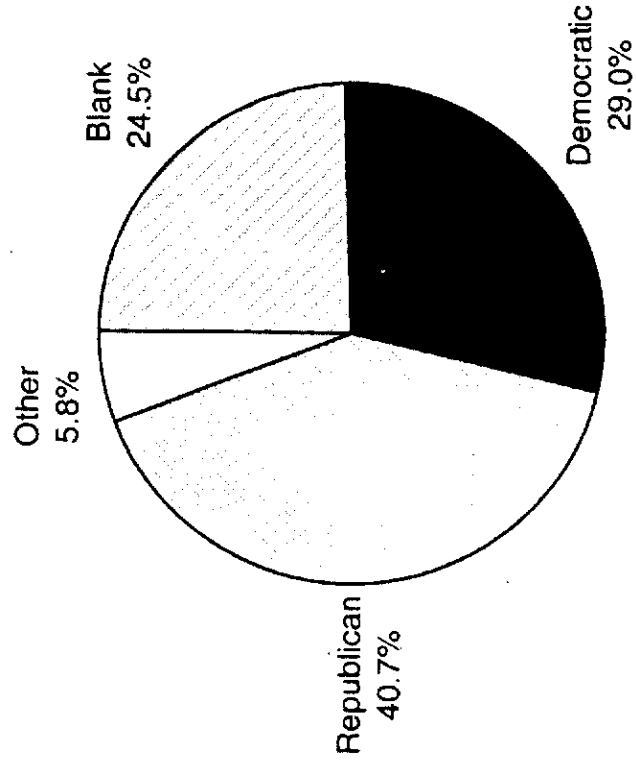
Female

PROFILE OF PARTY ENROLLMENTS

By Location

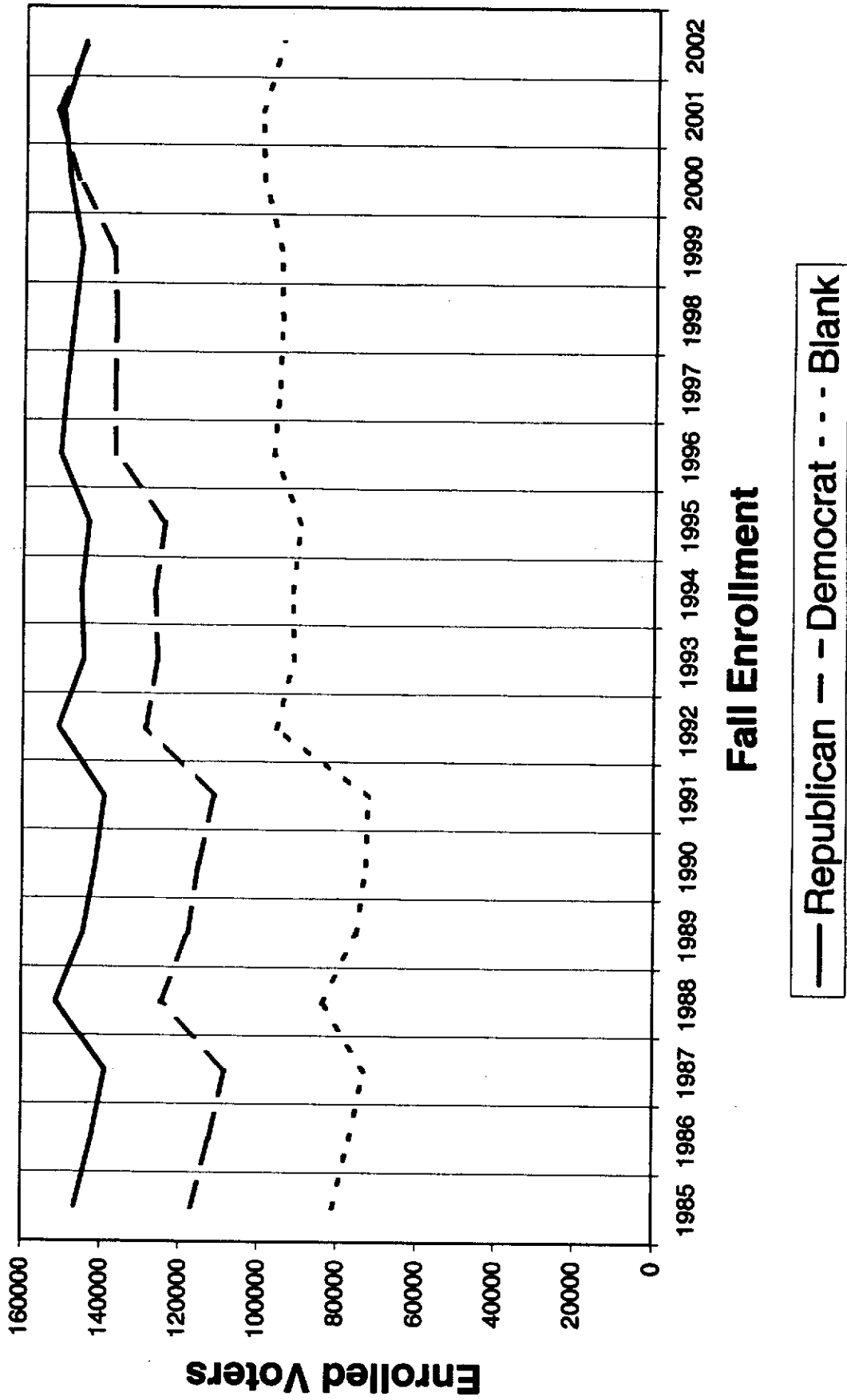


CITY

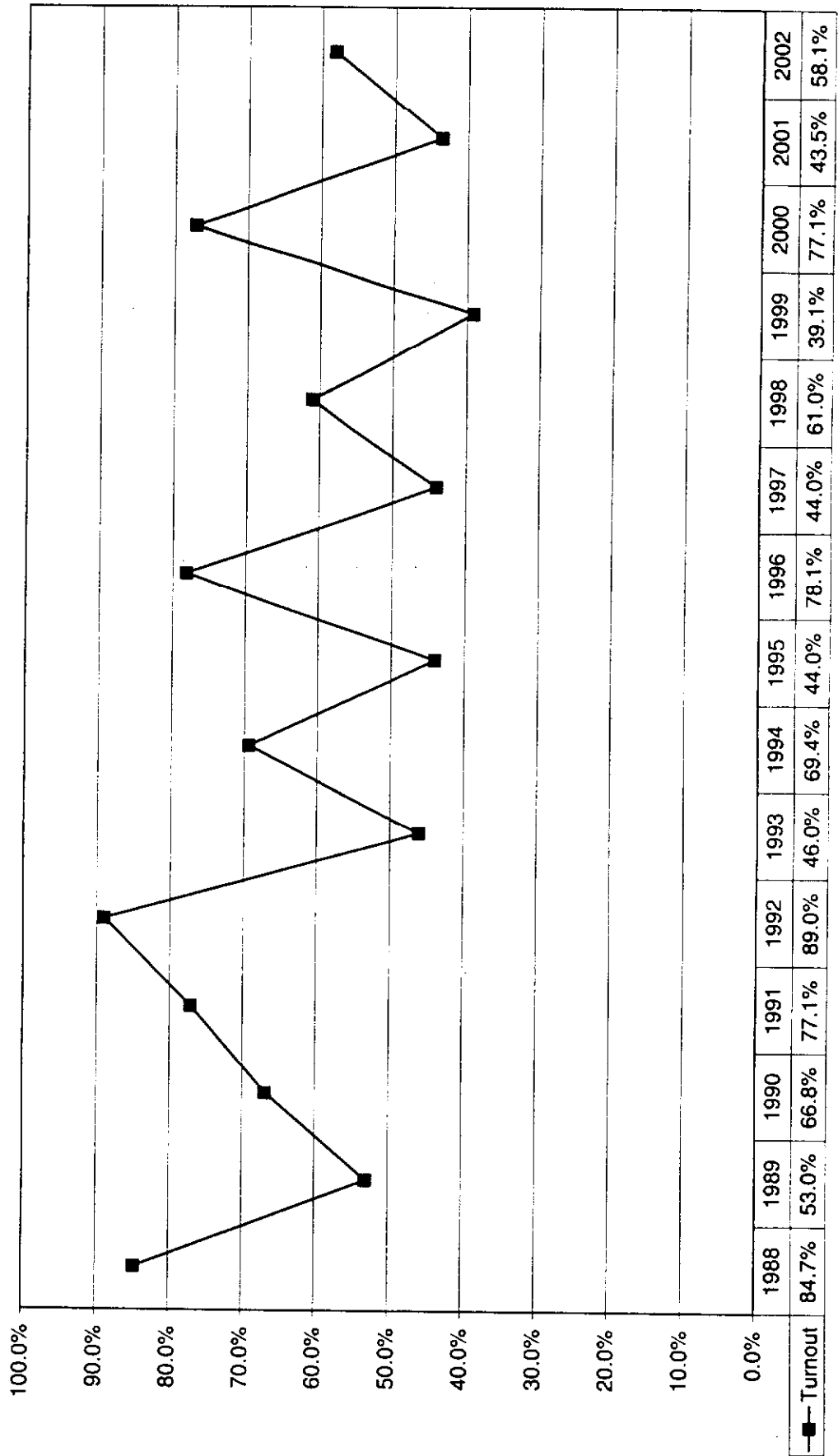


TOWNS

Party Enrollment Trends



VOTER TURNOUT FOR THE GENERAL ELECTION 1988 Through 2002



VOTER TURNOUT HISTORY

Year	Registered Voters	Number Voting	Turnout
2002	407,664	236,691	58.1%
2001	411,870	180,140	43.7%
2000	418,041	322,394	77.1%
1999	398,605	156,007	39.1%
1998	398,749	243,338	61.0%
1997	400,304	175,945	44.0%
1996	401,311	313,531	78.1%
1995	370,380	162,805	44.0%
1994	375,974	260,831	69.4%
1993	372,647	171,732	46.1%
1992	386,447	344,009	89.0%
1991	332,460	236,403	71.1%
1990	339,430	226,634	66.8%
1989	347,479	184,047	53.0%
1988	370,663	314,046	84.7%
1987	329,156	215,370	65.4%
1986	339,971	230,498	67.8%
1985	353,149	154,123	43.6%
1984	380,186	320,191	84.2%
1983	348,622	225,376	64.6%
1982	340,165	256,092	75.3%
1981	329,075	194,989	59.3%
1980	349,265	310,042	88.8%
1979	307,673	219,752	71.4%
1978	316,152	222,064	70.2%
1977	326,078	207,501	63.6%
1976	344,627	306,650	89.0%
1975	311,831	233,826	75.0%
1974	323,060	250,686	77.6%
1973	333,863	237,472	71.1%
1972	356,840	322,229	90.3%
1971	315,899	248,127	78.5%
1970	307,866	267,339	86.8%
1969	304,962	234,504	76.9%
1968	322,172	299,390	92.9%
1967	295,320	254,803	86.3%
1966	293,229	251,386	85.7%
1965	296,572	243,672	82.2%
1964	307,806	290,326	94.3%